

# CONSTRUCTION OF SIGNED DISTANCE FUNCTIONS WITH AN ELLIPTIC EQUATION

TAKAHIRO HASEBE, JUN MASAMUNE, TOMOYUKI OKA, KOTA SAKAI,  
AND TAKAYUKI YAMADA

**ABSTRACT.** Motivated by recent progress of structural optimization problems, the paper presents a new method for constructing the distance function to the boundary of given sets of interest, which simplifies the optimization procedure. We extend the celebrated Varadhan's elliptic equation theory in 1967 by adding the source term to the equation, in which we encode the information about the set. We will also establish the rate of convergence in this new framework, which is sharp at least in the one-dimensional case.

## 1. INTRODUCTION

The *distance function*, a central object in geometry, implies other geometrical concepts such as curvature and torsion, which play essential roles in various practical problems in image processing, computer visions [10, 12], and manufacturability [4, 5, 7]. The main purpose of the current paper is to develop an efficient method to construct the distance function adapted to those modern technologies.

Using Partial Differential Equations (PDEs) provides a useful method for constructing the distance function. As an example, let us consider the following equation:

$$(1.1) \quad \begin{cases} -a\Delta q_a + q_a = 0 & \text{in } \Omega, \\ q_a = 1 & \text{on } \partial\Omega, \end{cases}$$

where  $\Omega$  is a domain of  $\mathbb{R}^N$  with suitable regularity and  $a > 0$  is constant. To briefly describe, let us focus on the case  $\Omega = (-h, h)$  in one dimension, where  $h > 0$ . The solution to the above equation is explicitly written as

$$q_a(x) = \frac{\cosh(x/\sqrt{a})}{\cosh(h/\sqrt{a})}.$$

It is easy to check that

$$-\sqrt{a} \log q_a(x) \rightarrow d(x, \partial\Omega), \quad x \in \Omega, \quad \text{as } a \rightarrow 0^+,$$

where  $d(x, \partial\Omega) := \inf_{y \in \partial\Omega} |x - y|$  is the distance function with respect to  $\partial\Omega$ . In the above example, it is simply given by  $d(x, \partial\Omega) = h - |x|$ . Surprisingly, the above convergence is rigorously justified by Varadhan [13] in general dimensions  $N \geq 1$  and even with variable

---

*Date:* February 1, 2024.

*2020 Mathematics Subject Classification.* Primary: 35J57; Secondary: 74P20, 41A25.

*Key words and phrases.* signed distance function, elliptic equation, two-phase domain, rate of convergence, quantitative analysis.

T.O. is partially supported by JSPS KAKENHI Grant Number JP22K20331 and 23K12997 and a project JPNP20004 subsidized by the New Energy and Industrial Technology Development Organization (NEDO). K.S. is partially supported by JST SPRING Grant Number JPMJSP2108. T.H., T.O. and T.Y. are partially supported by JSPS KAKENHI Grant Number JP23H03800. J.M. is partially supported by JSPS KAKENHI Grant Number 23H03798. The authors are grateful to Hirotohi Kuroda for discussions in the early stage of this work.

coefficients, in which the corresponding Riemann metric appears in the limit. Note that the distance function can also be extracted from other PDEs, e.g. the Hamilton-Jacobi equation, see [11, 2, 3].

**1.1. Problem setup.** We propose a new PDE method for constructing the distance function based on the following linear elliptic equation with inhomogeneous Dirichlet boundary condition:

$$(1.2) \quad \begin{cases} -a\Delta u_a + u_a = f & \text{in } \Omega, \\ u_a = g & \text{on } \partial\Omega, \end{cases}$$

where  $a > 0$  is a constant parameter. In case  $f = 0$  and  $g = 1$ , this equation falls down to (1.1). Though we also use a linear elliptic equation, our view is rather different from the classical case; namely, we recognize  $\Omega$  as a fixed design domain and the domain of interest is defined as  $[f = 0] := \{x \in \Omega : f(x) = 0\}$  with the source term  $f$ . We will explain the advantage of this approach in Subsection 1.3. The following example in one dimension will be helpful for grasping an asymptotic feature as  $a \rightarrow 0^+$ .

**Example 1.1.** Let  $u_a$  be the solution to  $-au_a'' + u_a = f$  on  $(-h, h)$  and  $u_a(-h) = u_a(h) = \alpha$ , where  $a, h, \alpha > 0$  and

$$f(x) := \begin{cases} 0, & |x| < k, \\ (|x| - k)^\zeta, & |x| \geq k, \end{cases}$$

with  $\zeta \geq 0$  and  $0 < k < h$ . By direct calculations, we can see that<sup>1</sup>

$$u_a(x) = \gamma_a \cosh \frac{x}{\sqrt{a}} - \frac{1}{\sqrt{a}} \int_0^x f(y) \sinh \frac{x-y}{\sqrt{a}} dy, \quad x \geq 0,$$

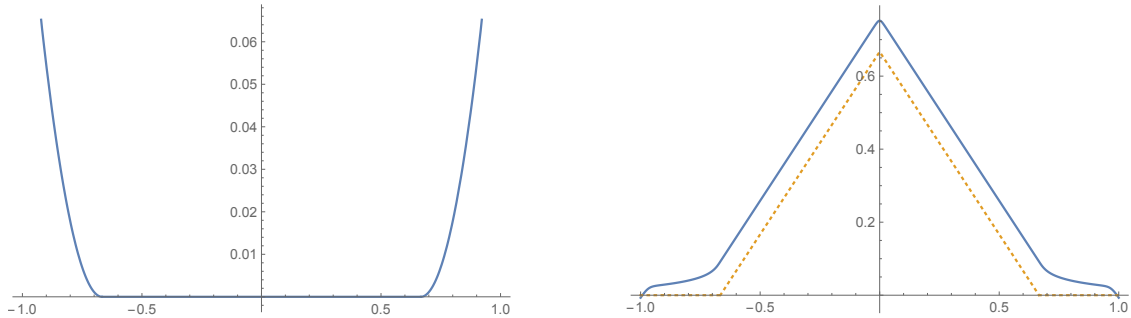
where

$$\gamma_a = \frac{\alpha + \frac{1}{\sqrt{a}} \int_0^h f(y) \sinh \frac{h-y}{\sqrt{a}} dy}{\cosh \frac{h}{\sqrt{a}}}.$$

Then, as  $a \rightarrow 0^+$ ,

$$\gamma_a \sim \frac{1}{\sqrt{a} e^{\frac{h}{\sqrt{a}}}} \int_k^h e^{\frac{h-y}{\sqrt{a}}} (y-k)^\zeta dy = \frac{a^{\frac{\zeta+1}{2}} e^{\frac{h-k}{\sqrt{a}}}}{\sqrt{a} e^{\frac{h}{\sqrt{a}}}} \int_0^{\frac{h-k}{\sqrt{a}}} e^{-z} z^\zeta dz \sim \Gamma(1+\zeta) a^{\frac{\zeta}{2}} e^{-\frac{k}{\sqrt{a}}},$$

<sup>1</sup>This formula holds for a general integrable even function  $f: (-h, h) \rightarrow \mathbb{R}$ . We could also remove the evenness but then the formula would be more complicated.



**Figure 1.** The graphs of  $f(x)$  (left),  $-\sqrt{a} \log u_a(x)$  (right, solid line) and  $k - |x|$  (right, dashed line) in the setting of Example 1.1 with  $h = 1$ ,  $k = \frac{2}{3}$ ,  $\alpha = 1$ ,  $a = 0.0001$  and  $\zeta = 2$ .

and hence, uniformly on  $[0, k]$ ,

$$\begin{aligned}\log u_a(x) &= \log \gamma_a + \log \cosh \frac{x}{\sqrt{a}} \\ &= \log \frac{\gamma_a}{\Gamma(1 + \zeta) a^{\frac{\zeta}{2}} e^{-\frac{k}{\sqrt{a}}}} + \log \Gamma(1 + \zeta) a^{\frac{\zeta}{2}} e^{-\frac{k}{\sqrt{a}}} + \log \cosh \frac{x}{\sqrt{a}} \\ &= \frac{1}{\sqrt{a}} (x - k) + O\left(\log \frac{1}{a}\right), \quad a \rightarrow 0^+.\end{aligned}$$

By symmetry, this yields that, uniformly on  $[-k, k]$ ,

$$-\sqrt{a} \log u_a(x) = (k - |x|) + O\left(\sqrt{a} \log \frac{1}{a}\right), \quad a \rightarrow 0^+.$$

See also Figure 1.

The function  $k - |x|$  is exactly the distance of the point  $x$  to the boundary of the support of  $f$ , not to the boundary of  $\Omega$ . The appearance of the distance function can be justified in a more general setting, which is the main result of the present paper.

**1.2. Main results.** Throughout this paper, the following assumption for Equation (1.2) is employed.

**Assumption.**

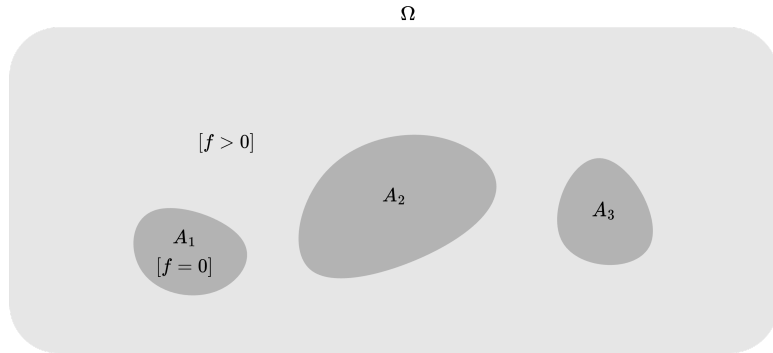
- (i)  $\Omega$  is a bounded  $C^2$ -domain of  $\mathbb{R}^N$ .
- (ii)  $f: \Omega \rightarrow \mathbb{R}$  is measurable, bounded and nonnegative in  $\Omega$ , and the set  $[f > 0] := \{x \in \Omega: f(x) > 0\}$  is nonempty and open in  $\Omega$ .
- (iii) The set  $A := \Omega \setminus \overline{[f > 0]}$  is nonempty and satisfies  $d(A, \partial\Omega) > 0$ , where  $d(A, \partial\Omega) := \inf_{x \in A, y \in \partial\Omega} |x - y|$ , and  $A$  has finitely many connected components, each having  $C^2$ -boundary. (Cf. Figure 2.)
- (iv)  $g$  is continuous and nonnegative on  $\partial\Omega$ , and moreover, there exists  $\tilde{g} \in H^1(\Omega) \cap C(\overline{\Omega})$  such that  $\tilde{g}|_{\partial\Omega} = g$ .

It is noteworthy that Assumption (iii) implies the existence of  $\varepsilon_0 > 0$  such that:

- (v) for any  $0 < \varepsilon < \varepsilon_0$  and any  $\sigma \in \partial A$ , there exists an open ball  $B \subseteq \Omega \setminus A$  of radius  $\varepsilon$  tangent to  $\partial A$  at  $\sigma$ , i.e.,  $\sigma \in \partial A \cap \partial B$ .<sup>2</sup>

---

<sup>2</sup>This is a uniform version of an *exterior sphere condition*, see [8].



**Figure 2.** A typical configuration of  $\Omega$  and  $A = A_1 \cup A_2 \cup A_3$ .

Under the above Assumption, by setting  $K := \{u \in H^1(\Omega) : u - \tilde{g} \in H_0^1(\Omega)\}$ , Stampacchia's theorem (see, e.g., [6, Theorem 5.6]) ensures that there exists a unique weak solution to (1.2), i.e.,  $u_a \in K$  solves

$$(1.3) \quad \int_{\Omega} a \nabla u_a(x) \cdot \nabla \varphi(x) \, dx + \int_{\Omega} u_a(x) \varphi(x) \, dx = \int_{\Omega} f(x) \varphi(x) \, dx \quad \text{for all } \varphi \in H_0^1(\Omega).$$

Moreover,  $u_a$  turns out to be in  $W_{\text{loc}}^{2,p}(\Omega) \cap C(\overline{\Omega})$  for any  $1 \leq p < +\infty$  by [8, Corollary 9.18] and  $u_a$  is positive on  $\Omega$ , see Subsection 2.2.

Then the main result reads as follows.

**Theorem 1.2** (Construction of distance function). *It holds that, as  $a \rightarrow 0^+$ ,*

$$-\sqrt{a} \log u_a(x) \rightarrow d(x, \partial A) \quad \text{uniformly on } \overline{A}.$$

It is noteworthy that the boundary function  $g$  and the base domain  $\Omega$  do not appear in the limiting distance function.

**Remark 1.3.** In case  $f \equiv 0$  and  $g \equiv 1$ , the assertion of Theorem 1.2 coincides with a result in [13] in the setting of Euclidean distance, i.e., Equation (1.1). Although this case is excluded from our main result due to Assumption (iii), our proof can be easily fixed to treat this case (in fact, the most difficult parts, Steps 2 and 3 in Subsection 2.3, will not be needed).

Rate of convergence can also be obtained by carefully estimating the steps in the proof of Theorem 1.1. Let  $B_{\varepsilon}(y)$  stand for the open ball of radius  $\varepsilon > 0$  centered at  $y \in A$  and  $\mathbf{M}_{\varepsilon}^y(h)$  be the volume mean of a function  $h$  in the ball  $B_{\varepsilon}(y)$ :

$$\mathbf{M}_{\varepsilon}^y(h) := \frac{1}{|B_{\varepsilon}(y)|} \int_{B_{\varepsilon}(y)} h(x) \, dx.$$

In order to get a rate of convergence, we put a moderate assumption on the volume mean of  $f$ .

**Theorem 1.4** (Rate of convergence). *Assume further that there exists  $\zeta \geq 0$  such that*

$$(1.4) \quad 0 < \inf_{0 < \varepsilon < 1, y \in \partial A} \varepsilon^{-\zeta p} \mathbf{M}_{\varepsilon}^y(f^p) \leq \sup_{0 < \varepsilon < 1, y \in \partial A} \varepsilon^{-\zeta p} \mathbf{M}_{\varepsilon}^y(f^p) < \infty, \quad p \in \{1, 2\}.$$

*Then for every  $0 < \tau < 1/2$  there exists a constant  $C > 0$  such that*

$$\sup_{x \in \overline{A}} |-\sqrt{a} \log u_a(x) - d(x, \partial A)| \leq C a^{\frac{1}{2}-\tau} \quad \text{for all } 0 < a < \frac{1}{2}.$$

*Moreover, if  $\zeta = 0$  then the bound  $C a^{\frac{1}{2}-\tau}$  can be replaced by  $C \sqrt{a} \log \frac{1}{a}$  that is optimal at least in dimension one, see Example 1.1.*

Condition (1.4) is satisfied by many practical examples, e.g. the characteristic function  $f = \chi_{\Omega \setminus \overline{A}}$  ( $\zeta = 0$ ) and functions of the form  $f(x) = \max\{0, p(x)\}$  where  $p$  is a smooth function (typically  $\zeta \geq 1$ ). The number  $\zeta$  represents smoothness (or the speed of damping) of  $f$  near  $\partial A$ , see Examples 3.2 and 3.3 for further details.

In the special case where the source function  $f$  is a characteristic function, we can also capture a distance function on a part of the complement of  $A$ . Also, in this case we can get the optimal convergence rate.

**Theorem 1.5** (Construction of (local) signed distance function). *We select  $f := C^* \chi_{\Omega \setminus \bar{A}}$  with any constant  $C^* \geq \sup_{x \in \partial\Omega} g(x)$  and define  $U_a \in H^1(\Omega)$  as*

$$(1.5) \quad U_a(x) := \begin{cases} \sqrt{a} \log u_a(x), & x \in \bar{A}, \\ -\sqrt{a} \log(C^* - u_a(x)), & x \in \Omega \setminus \bar{A} \end{cases}$$

*and the signed distance function*

$$\hat{d}(x, \partial A) := \begin{cases} -d(x, \partial A), & x \in \bar{A}, \\ d(x, \partial A), & x \in \Omega \setminus \bar{A}. \end{cases}$$

*Then there exists  $C > 0$  such that*

$$(1.6) \quad \sup_{x \in \Omega^*} |U_a(x) - \hat{d}(x, \partial A)| \leq C\sqrt{a} \log \frac{1}{a} \quad \text{for all } 0 < a < \frac{1}{2},$$

*where  $\Omega^* := \{x \in \Omega : d(x, \partial A) \leq d(x, \partial\Omega)\}$ .*

**1.3. Application to two-material composites.** One of the most important applications of our results is two-material composites. To see this, let  $f$  be the characteristic function of  $\Omega_1$  :

$$f(x) = \begin{cases} 1, & x \in \Omega_1, \\ 0, & x \in \Omega_0, \end{cases}$$

and let  $g \equiv 1$  in (1.2). Under Assumptions (i)–(iv), we see that (1.5) attains the signed distance function with respect to  $\Gamma = \partial\Omega_0 \cap \partial\Omega_1$  in  $\{x \in \Omega : d(x, \Gamma) \leq d(x, \partial\Omega)\}$  as  $a \rightarrow 0^+$  by Theorem 1.5. Let us point out that one can achieve the same result by applying a result in [13] but then needs to solve (1.2) with  $f \equiv 0$  and  $g \equiv 1$  both for  $\Omega = \Omega_0$  and  $\Omega = \Omega_1$ , which requires double computing cost comparing to our approach.

Next, let us emphasize that employing our result, especially Theorem 1.2, in the framework of structural optimization, one does *not* need to regenerate a new finite element mesh in the optimization procedure of a domain. This is because we fix the design domain and define the domain of interest by the source function  $f$  so that we need to update only  $f$  but not the mesh. Recall that one can apply a result in [13] for the structural optimization, but then, one needs to regenerate a finite element mesh at each step in the optimization procedure because in that setting the design domain and the domain of interest are the same.

**1.4. Structure and technical contribution of this paper.** This paper is composed of four sections. Section 2 is devoted to proving Theorem 1.2. The basic strategy of the proof is similar to [13]: we use explicit comparison functions for  $u_a$  to obtain upper and lower bounds of  $-\sqrt{a} \log u_a$ . The upper estimate of  $u_a$  is obtained rather directly from the comparison technique. However, the lower estimate of  $u_a$  is much more involved than that in [13] and requires a substantially new idea. In [13], the values of the solution on the interface (i.e.,  $\partial\Omega$ ) are constant and are independent of  $a > 0$  due to the inhomogeneous Dirichlet boundary condition, see (1.1). On the other hand, the values of  $u_a$  on the interface  $\partial A$  of our target depend on  $a$ . This is the most delicate and complex issue in this paper. To overcome this difficulty, we shall elaborate on the lower bound of the solution on the interface, i.e.,  $\beta_a := \inf_{x \in \partial A} u_a(x)$ , and then prove  $\sqrt{a} \log \beta_a \rightarrow 0$  as  $a \rightarrow 0^+$ , which plays a crucial role in the proof (the uniform lower bound  $\inf_{x \in \Omega} u_a(x)$  is generally too small and seems to be useless for the proof). To prove this, we shall establish a bound for  $\sqrt{a} \log \beta_a$  in terms of the volume mean of  $u_a$  on small balls by comparing  $u_a$

with the explicit solution to (1.2) (see Lemma 2.2) in the case where  $f = 0$  and  $\Omega$  is a ball. Then we find a bound for the volume mean making use of a global energy bound for  $u_a$ , which concludes the proof of  $\sqrt{a} \log \beta_a \rightarrow 0$ .

Section 3 deals with the rate of convergence to the distance function. This is achieved by showing a fine rate of convergence  $\sqrt{a} \log \beta_a \rightarrow 0$ . For this purpose, we refine the global energy estimate of  $u_a$  to a local one.

Section 4 provides a sketch of the proof of Theorem 1.5. It is quite similar to that of Theorem 1.2.

## 2. PROOF OF THEOREM 1.2

**2.1. Preparation: surface mean and volume mean.** Let  $\eta > 0$ ,  $y \in \mathbb{R}^N$ ,  $F \in C(\partial B_\eta(y))$  and  $\mathbf{m}_\eta(F)$  stand for the surface mean of  $F$  on  $\partial B_\eta(y)$ , i.e.,

$$\mathbf{m}_\eta^y(F) := \begin{cases} \frac{1}{|\partial B_\eta(y)|} \int_{\partial B_\eta(y)} F(x) d\sigma_x, & \text{if } N \geq 2, \\ \frac{F(y + \eta) + F(y - \eta)}{2}, & \text{if } N = 1. \end{cases}$$

For a function  $h \in C(D)$  with  $\partial B_\eta(y) \subseteq D \subseteq \mathbb{R}^N$ , we simply denote by  $\mathbf{m}_\eta^y(h)$  the surface mean of the restriction  $h|_{\partial B_\eta(y)}$  on  $\partial B_\eta(y)$ .

Recall that the volume mean and surface mean are related as follows.

**Lemma 2.1.** *Let  $h \in C(\overline{B_\eta(y)})$ . Then*

$$\mathbf{M}_\eta^y(h) = \frac{N}{\eta^N} \int_0^\eta r^{N-1} \mathbf{m}_r^y(h) dr.$$

*Proof.* For  $N = 1$  the formula can be directly checked. We assume  $N \geq 2$ . In the polar coordinate  $x = r\omega + y$  ( $r > 0, \omega \in \partial B_1(0)$ ), it holds that  $dx = |\partial B_r(0)| dr d\omega = |\partial B_1(0)| r^{N-1} dr d\omega$ .<sup>3</sup> This yields

$$\begin{aligned} \int_{B_\eta(y)} h(x) dx &= |\partial B_1(0)| \int_0^\eta r^{N-1} \int_{\partial B_1(0)} h(r\omega + y) d\omega dr \\ &= |\partial B_1(0)| \int_0^\eta r^{N-1} \mathbf{m}_r^y(h) dr. \end{aligned}$$

The desired formula follows from the relation  $|\partial B_1(0)| = N|B_1(0)|$ . □

**Lemma 2.2.** *Let  $h \in C^2(B_\eta(y)) \cap C(\overline{B_\eta(y)})$  be a classical solution to the modified Helmholtz equation*

$$a\Delta h = h \quad \text{in } B_\eta(y).$$

---

<sup>3</sup>A parametric representation of polar coordinate is given e.g. by  $\omega_i = \left[ \prod_{k=1}^{i-1} \sin \theta_k \right] \cos \theta_i$  ( $1 \leq i \leq N-1$ ),  $\omega_N = \prod_{k=1}^{N-1} \sin \theta_k$ ,  $0 \leq \theta_i \leq \pi$  ( $1 \leq i \leq N-2$ ),  $0 \leq \theta_{N-1} \leq 2\pi$ . Then the volume element is  $dx = dr d\sigma^r$ , where  $d\sigma^r := r^{N-1} \prod_{i=1}^{N-2} [\sin^{N-i-1} \theta_i d\theta_i]$  is the surface area element on  $\partial B_r(0)$  and  $d\omega := d\sigma^1 / |\partial B_1(0)|$  is the uniform distribution on the unit sphere.

Then it holds that

$$h(y) = \begin{cases} \frac{\mathbf{m}_\eta^y(h) \int_0^\pi \sin^{N-2} \theta \, d\theta}{\int_0^\pi \cosh\left(\frac{\eta \cos \theta}{\sqrt{a}}\right) \sin^{N-2} \theta \, d\theta}, & \text{if } N \geq 2, \\ \frac{\mathbf{m}_\eta^y(h)}{\cosh\left(\frac{\eta}{\sqrt{a}}\right)}, & \text{if } N = 1. \end{cases}$$

*Proof.* The case  $N = 1$  follows by directly solving the equation. The case  $N \geq 2$  is exactly the second formula in [9, (2.5)]. For the reader's convenience, we give a proof in Appendix A.  $\square$

**2.2. Preparation: positivity and uniform bound for solutions.** The solution  $u_a$  of (1.2) satisfies

$$(2.1) \quad 0 < u_a(x) \leq M := \max \left\{ \sup_{x \in \Omega} f(x), \sup_{x \in \partial\Omega} g(x) \right\} \quad \text{for all } x \in \Omega.$$

Indeed, let  $v \in C^2(\Omega) \cap C(\overline{\Omega})$  be a classical solution to the following equation:

$$\begin{cases} a\Delta v = v & \text{in } \Omega, \\ v = g & \text{on } \partial\Omega. \end{cases}$$

The existence of  $v$  is guaranteed by [8, Theorem 6.13]. Setting  $U = v - u_a$ , we see that  $U \in H_0^1(\Omega)$  satisfies

$$\begin{cases} -a\Delta U + U = -f & \text{in } \Omega, \\ U = 0 & \text{on } \partial\Omega. \end{cases}$$

Then testing it by  $U_+ := \max\{U, 0\} \in H_0^1(\Omega)$ , one can derive that

$$\begin{aligned} \int_{\Omega} |U_+(x)|^2 \, dx &= \int_{\Omega} U(x) U_+(x) \, dx \\ &\leq \int_{\Omega} U(x) U_+(x) \, dx + \int_{\Omega} a \nabla U(x) \cdot \nabla U_+(x) \, dx \\ &= - \int_{\Omega} f(x) U_+(x) \, dx \leq 0, \end{aligned}$$

which yields  $v \leq u_a$  in  $\Omega$ . By the weak maximum principle (see e.g. [8, Corollary 3.2]),  $v$  is nonnegative and so  $0 \leq v \leq u_a$  in  $\Omega$ . Moreover, [8, Theorem 9.6] applied for  $-u_a$  implies that either  $u_a > 0$  on  $\overline{\Omega}$  or  $u_a$  is constant on  $\Omega$ , the latter of which never happens since  $f$  is nonzero. Therefore,  $u_a > 0$  on  $\Omega$ . The positivity guarantees that we can consider the function  $\log u_a$ .

For the boundedness from above, let  $u_a^* := M - u_a$ . Then

$$\begin{cases} -a\Delta u_a^* + u_a^* = M - f & \text{in } \Omega, \\ u_a^* = M - g & \text{on } \partial\Omega. \end{cases}$$

Since  $M - f \geq 0$  on  $\Omega$  and  $M - g \geq 0$  on  $\partial\Omega$ , the previous arguments show  $u_a^* \geq 0$ , which is exactly the upper bound of (2.1).

**2.3. Proof of Theorem 1.2.** Our general strategy is to split the proof of Theorem 1.2 into two parts: there exist  $m_a \in \mathbb{R}, a > 0$ , such that

$$(2.2) \quad \inf_{x \in \bar{A}} [-\sqrt{a} \log u_a(x) - d(x, \partial A)] \geq m_a \quad \text{and} \quad \liminf_{a \rightarrow 0^+} m_a \geq 0,$$

and there exist  $M_a \in \mathbb{R}, a > 0$ , such that

$$(2.3) \quad \sup_{x \in \bar{A}} [-\sqrt{a} \log u_a(x) - d(x, \partial A)] \leq M_a \quad \text{and} \quad \limsup_{a \rightarrow 0^+} M_a \leq 0.$$

**2.3.1. Proof of lower bound.** We begin with the lower limit (2.2) that is much easier. Let us consider the following equation:

$$(2.4) \quad \begin{cases} a\Delta \hat{u}_a = \hat{u}_a & \text{in } A, \\ \hat{u}_a = u_a & \text{on } \partial A. \end{cases}$$

By [8, Theorem 6.13], Equation (2.4) has a unique classical solution  $\hat{u}_a \in C^2(A) \cap C(\bar{A})$ . In addition, [8, Theorem 9.5] implies  $u_a = \hat{u}_a$  on  $\bar{A}$ .

We take an arbitrary  $y \in A$  and fix it. Let  $\varepsilon := d(y, \partial A)$  and let  $w = w_y \in C^2(B_\varepsilon(y)) \cap C(\bar{B}_\varepsilon(y))$  be a unique classical solution to

$$\begin{cases} a\Delta w = w & \text{in } B_\varepsilon(y), \\ w = M & \text{on } \partial B_\varepsilon(y), \end{cases}$$

where  $M$  is the uniform upper bound of  $u_a$  defined in (2.1). Since  $u_a \leq w$  on  $\partial B_\varepsilon(y)$ , we see by the comparison principle that  $u_a \leq w$  on  $B_\varepsilon(y)$ . We can deduce from Lemma 2.2 that<sup>4</sup>

$$\begin{aligned} u_a(y) \leq w(y) &\leq \pi M \left( \int_a^{\cos^{-1}(1-a)} \frac{\exp(\varepsilon \cos \theta / \sqrt{a})}{2} \sin^{N-2} \theta \, d\theta \right)^{-1} \\ &\leq \pi M \left( \frac{\exp(\varepsilon(1-a)/\sqrt{a})}{2} \right)^{-1} \left( \int_a^{\cos^{-1}(1-a)} \sin^{N-2} \theta \, d\theta \right)^{-1} \\ &\leq \frac{2\pi M \exp(-\varepsilon(1-a)/\sqrt{a})}{[\cos^{-1}(1-a) - a] \sin^{N-2} a} \quad \text{if } N \geq 2 \end{aligned}$$

and

$$u_a(y) \leq w(y) = \frac{2M}{\exp(\varepsilon/\sqrt{a}) + \exp(-\varepsilon/\sqrt{a})} \leq 2Me^{-\frac{\varepsilon}{\sqrt{a}}} \quad \text{if } N = 1.$$

Therefore, we have

$$\sqrt{a} \log u_a(y) \leq \begin{cases} -d(y, \partial A)(1-a) + \sqrt{a} \log C_{N,a} M & \text{if } N \geq 2, \\ -d(y, \partial A) + \sqrt{a} \log 2M & \text{if } N = 1, \end{cases}$$

---

<sup>4</sup>More strongly,  $w$  has the following explicit formula in  $B_\varepsilon(y)$ :

$$w(x) = \begin{cases} M \frac{\int_0^\pi \cosh(|x-y| \cos \theta / \sqrt{a}) \sin^{N-2} \theta \, d\theta}{\int_0^\pi \cosh(\varepsilon \cos \theta / \sqrt{a}) \sin^{N-2} \theta \, d\theta} & \text{for } N \geq 2, \\ M \frac{\cosh(|x-y|/\sqrt{a})}{\cosh(\varepsilon/\sqrt{a})} & \text{for } N = 1. \end{cases}$$



where  $C_{N,a} := 2\pi/[(\cos^{-1}(1-a) - a) \sin^{N-2} a] \asymp (1/a)^{N-\frac{3}{2}}$  as  $a \rightarrow 0^+$  by noting that  $\cos^{-1}(1-a) \sim \sqrt{2a}$ ,  $a \rightarrow 0^+$ . and thus

$$(2.5) \quad -\sqrt{a} \log u_a(y) - d(y, \partial A) \geq \begin{cases} -a \operatorname{diam}(A) - \sqrt{a} \log C_{N,a} M & \text{if } N \geq 2, \\ -\sqrt{a} \log 2M & \text{if } N = 1. \end{cases}$$

Since this lower bound is uniform over  $y \in A$  and  $\sqrt{a} \log u_a$  is continuous on  $\bar{A}$ , we obtain (2.2) as desired.

**2.3.2. Proof of upper bound.** We next establish the upper bound (2.3), where the quantity

$$\beta_a := \inf_{y \in \partial A} u_a(y) > 0$$

turns out to be of great help.

**Step 1.** We establish a bound for  $u_a$  of the form

$$(2.6) \quad -\sqrt{a} \log u_a(y) - d(y, \partial A) \leq -\sqrt{a} \log \beta_a + \begin{cases} a \operatorname{diam}(A) + \sqrt{a}(1+a) + \sqrt{a} \log \tilde{C}_{N,a} & \text{if } N \geq 2, \\ \sqrt{a} & \text{if } N = 1 \end{cases}$$

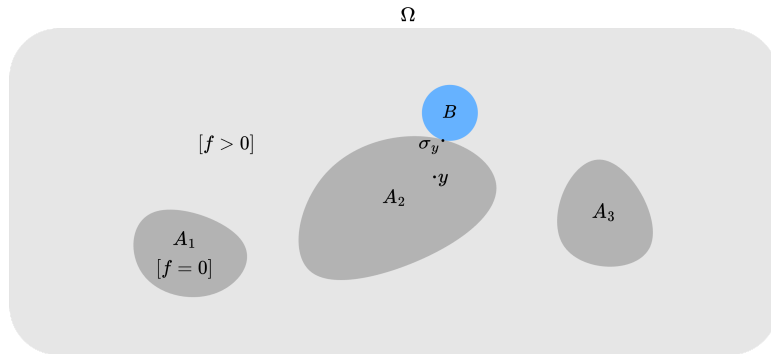
for all  $y \in \bar{A}$  and  $a > 0$ , where  $\tilde{C}_{N,a}$  is a positive constant independent of  $y$  and such that  $\tilde{C}_{N,a} \asymp (1/a)^{N-\frac{3}{2}}$ ,  $a \rightarrow 0^+$ .

Towards a proof, we take an arbitrary  $y \in A$  and fix it. Let  $\sigma = \sigma_y \in \partial A$  be a point such that  $|y - \sigma| = d(y, \partial A)$ . For each  $0 < a \ll 1$ , there exists a ball  $B_{\sqrt{a}}(\tilde{y}) \subseteq \Omega \setminus A$  tangent to  $\partial A$  at  $\sigma$  according to Assumption (v), see Figure 3. (The point  $\tilde{y}$  will depend on  $a$  and  $y$ .) Note then that

$$(2.7) \quad |y - \tilde{y}| \leq d(y, \partial A) + \sqrt{a}.$$

Let  $z$  be a unique classical solution to

$$\begin{cases} a\Delta z = z & \text{in } \mathbb{R}^N \setminus B_{\sqrt{a}}(\tilde{y}), \\ z = \beta_a & \text{on } \partial B_{\sqrt{a}}(\tilde{y}), \\ \lim_{|x| \rightarrow +\infty} z(x) = 0. \end{cases}$$



**Figure 3.** A typical configuration of  $\Omega$ ,  $A = A_1 \cup A_2 \cup A_3$  and  $B = B_{\sqrt{a}}(\tilde{y})$ .

Recall that the solution  $z$  can be written as

$$(2.8) \quad z(x) = \begin{cases} \frac{\beta_a \int_0^\infty \exp(-|x - \tilde{y}| \cosh t / \sqrt{a}) \sinh^{N-2} t \, dt}{\int_0^\infty \exp(-\cosh t) \sinh^{N-2} t \, dt} & \text{for } N \geq 2, \\ \beta_a \exp(-|x - \tilde{y}| / \sqrt{a}) & \text{for } N = 1. \end{cases}$$

Since  $u_a \geq \beta_a \geq z$  on  $\partial A$  by (2.8) (recall from Subsection 2.3 that  $u_a|_{\bar{A}} \in C^2(A) \cap C(\bar{A})$  is a classical solution to (2.4)), the comparison principle [8, Theorem 3.3] ensures that  $u_a \geq z$  in  $A$ . Noting that  $\cosh^{-1}(1+a) \sim \sqrt{2a} \geq \sinh^{-1} a$  for  $0 < a \ll 1$ , we infer from (2.7) and (2.8) that

$$\begin{aligned} u_a(y) &\geq z(y) \\ &\geq \frac{\beta_a}{c_N} \int_{\sinh^{-1} a}^{\cosh^{-1}(1+a)} \exp(-|y - \tilde{y}| \cosh t / \sqrt{a}) \sinh^{N-2} t \, dt \\ &\geq \frac{\beta_a}{c_N} a^{N-2} [\cosh^{-1}(1+a) - \sinh^{-1} a] \exp\left(-\frac{[d(y, \partial A) + \sqrt{a}](1+a)}{\sqrt{a}}\right) \quad \text{if } N \geq 2, \end{aligned}$$

where  $c_N > 0$  is the denominator of  $z$  in (2.8), and

$$u_a(y) \geq z(y) \geq \beta_a \exp\left(-\frac{[d(y, \partial A) + \sqrt{a}]}{\sqrt{a}}\right) \quad \text{if } N = 1.$$

Passing to the logarithm yields

$$\sqrt{a} \log u_a(y) \geq \sqrt{a} \log \beta_a + \begin{cases} -[d(y, \partial A) + \sqrt{a}](1+a) - \sqrt{a} \log \tilde{C}_{N,a} & \text{if } N \geq 2, \\ -[d(y, \partial A) + \sqrt{a}] & \text{if } N = 1, \end{cases}$$

where  $\tilde{C}_{N,a} := c_N / [a^{N-2}(\cosh^{-1}(1+a) - \sinh^{-1} a)]$ , and hence the desired inequality (2.6). Note that, since this is uniform on  $y \in A$ , it also holds on  $\bar{A}$  by the continuity of  $\sqrt{a} \log u_a$ .

In view of (2.6), it remains to prove that

$$(2.9) \quad \liminf_{a \rightarrow 0^+} \sqrt{a} \log \beta_a \geq 0,^5$$

which is achieved in Steps 2 and 3 below.

**Step 2.** For each  $a > 0$ , we choose a point  $y_a \in \partial A$  such that  $u_a(y_a) = \beta_a$ , which exists by the continuity of  $u_a$ . We prove that, for any  $0 < \varepsilon < d(\partial A, \partial \Omega) := \inf\{|x - y| : (x, y) \in \partial A \times \partial \Omega\}$  and  $a > 0$ ,

$$(2.10) \quad \sqrt{a} \log \beta_a \geq -\varepsilon + \sqrt{a} \log \mathbf{M}_\varepsilon^{y_a}(u_a).$$

For each  $0 < \eta < d(\partial A, \partial \Omega)$ , let  $u_a^\eta$  be a unique classical solution to

$$\begin{cases} a \Delta u_a^\eta = u_a^\eta & \text{in } B_\eta(y_a), \\ u_a^\eta = u_a & \text{on } \partial B_\eta(y_a). \end{cases}$$

We see by Lemma 2.2 that

$$(2.11) \quad u_a^\eta(y_a) \geq \frac{\mathbf{m}_\eta^{y_a}(u_a)}{\cosh(\eta/\sqrt{a})}$$

<sup>5</sup>This inequality is equivalent to  $\lim_{a \rightarrow 0^+} \sqrt{a} \log \beta_a = 0$  because  $\beta_a$  is uniformly bounded from above, cf. (2.1).

in any dimensions  $N$ . On the other hand,  $u_a \geq u_a^\eta$  holds in  $B_\eta(y_a)$  by the same argument as in the proof of  $u_a \geq v$  in  $\Omega$  (see Subsection 2.2), which then yields

$$(2.12) \quad \begin{aligned} u_a(y_a) &= \frac{N}{\varepsilon^N} \int_0^\varepsilon \eta^{N-1} u_a(y_a) d\eta \\ &\geq \frac{N}{\varepsilon^N} \int_0^\varepsilon \eta^{N-1} u_a^\eta(y_a) d\eta \quad \text{for } 0 < \varepsilon < d(\partial A, \partial \Omega). \end{aligned}$$

Combining (2.12) with (2.11) and Lemma 2.1, we infer that, for any  $0 < \varepsilon < d(\partial A, \partial \Omega)$ ,

$$u_a(y_a) \geq \frac{N}{\varepsilon^N \cosh(\varepsilon/\sqrt{a})} \int_0^\varepsilon \eta^{N-1} \mathbf{m}_\eta^{y_a}(u_a) d\eta = \frac{\mathbf{M}_\varepsilon^{y_a}(u_a)}{\cosh(\varepsilon/\sqrt{a})} \geq e^{-\frac{\varepsilon}{\sqrt{a}}} \mathbf{M}_\varepsilon^{y_a}(u_a),$$

so that (2.10) holds.

**Step 3.** We show that, for any  $0 < \varepsilon < d(\partial A, \partial \Omega)$ ,

$$(2.13) \quad \lim_{a \rightarrow 0^+} \sup_{y \in \partial A} |\mathbf{M}_\varepsilon^y(u_a) - \mathbf{M}_\varepsilon^y(f)| = 0.$$

Before going to the proof, we observe that (2.10) and (2.13) imply (2.9). Indeed, by Assumption (ii),  $\mathbf{M}_\varepsilon^y(f) > 0$  for all  $y \in \partial A$ . Since  $y \mapsto \mathbf{M}_\varepsilon^y(f)$  is continuous on  $\partial A$ , the number  $\alpha := \inf_{y \in \partial A} \mathbf{M}_\varepsilon^y(f)$  is positive. From (2.13),  $|\mathbf{M}_\varepsilon^{y_a}(u_a) - \mathbf{M}_\varepsilon^{y_a}(f)| < \alpha/2$  for sufficiently small  $a > 0$  and hence  $\mathbf{M}_\varepsilon^{y_a}(u_a) \geq \alpha/2$ . This yields  $\lim_{a \rightarrow 0^+} \sqrt{a} \log \mathbf{M}_\varepsilon^{y_a}(u_a) = 0$ , and hence, by (2.10),  $\liminf_{a \rightarrow 0^+} \sqrt{a} \log \beta_a \geq -\varepsilon$ . Since  $0 < \varepsilon < d(A, \partial \Omega)$  was arbitrary, this completes the proof of (2.9) and hence of Theorem 1.2.

Equation (2.13) can be proven as follows. To begin with, testing the weak form (1.3) by  $\varphi := u_a - \tilde{g} \in H_0^1(\Omega)$ , we observe that

$$(2.14) \quad \begin{aligned} &\int_\Omega a \nabla u_a(x) \cdot \nabla (u_a(x) - \tilde{g}(x)) dx + \int_\Omega u_a(x)(u_a(x) - \tilde{g}(x)) dx \\ &= \int_\Omega f(x)(u_a(x) - \tilde{g}(x)) dx \leq \frac{1}{2} \|f\|_{L^2(\Omega)}^2 + \frac{1}{2} \|u_a\|_{L^2(\Omega)}^2 + \|f\|_{L^2(\Omega)} \|\tilde{g}\|_{L^2(\Omega)}. \end{aligned}$$

On the other hand,

the left hand side of (2.14)

$$\geq \frac{1}{2} \|\sqrt{a} \nabla u_a\|_{L^2(\Omega)}^2 - \frac{1}{2} \|\sqrt{a} \nabla \tilde{g}\|_{L^2(\Omega)}^2 + \|u_a\|_{L^2(\Omega)}^2 - \left( \frac{1}{2\Lambda} \|u_a\|_{L^2(\Omega)}^2 + \frac{\Lambda}{2} \|\tilde{g}\|_{L^2(\Omega)}^2 \right)$$

for any  $\Lambda > 0$ . By setting  $\Lambda = 2$ , the global energy bound

$$(2.15) \quad \frac{1}{2} \|\sqrt{a} \nabla u_a\|_{L^2(\Omega)}^2 + \frac{1}{4} \|u_a\|_{L^2(\Omega)}^2 \leq C$$

holds for some  $C > 0$  independent of  $0 < a < 1$ .

We fix  $y \in \partial A$  and a number  $\delta$  such that  $0 < \delta < \varepsilon$ . In the weak form (1.3), we select  $\varphi_{\varepsilon, \delta}^y := \chi_\varepsilon^y * \xi_\delta$ , where  $\chi_\varepsilon^y$  is the indicator function on the ball  $B_\varepsilon(y)$ ,  $\xi_\delta(x) := \delta^{-N} \xi(x/\delta)$ , and  $\xi: \mathbb{R}^N \rightarrow [0, \infty)$  is a  $C^1(\mathbb{R}^N)$  function supported on the closed unit ball  $\overline{B_1(0)}$  such that  $\int_{\mathbb{R}^N} \xi = 1$ .

By the weak form

$$\int_\Omega u_a \varphi_{\varepsilon, \delta}^y = \int_\Omega f \varphi_{\varepsilon, \delta}^y - a \int_\Omega \nabla u_a \cdot \nabla \varphi_{\varepsilon, \delta}^y,$$

we can get the following inequality:

$$\begin{aligned}
 (2.16) \quad \varepsilon^N |B_1(0)| |\mathbf{M}_\varepsilon^y(u_a) - \mathbf{M}_\varepsilon^y(f)| &= \left| \int_\Omega u_a \chi_\varepsilon^y - \int_\Omega f \chi_\varepsilon^y \right| \\
 &\leq \left| \int_\Omega u_a \chi_\varepsilon^y - \int_\Omega u_a \varphi_{\varepsilon,\delta}^y \right| + \left| \int_\Omega f \varphi_{\varepsilon,\delta}^y - a \int_\Omega \nabla u_a \cdot \nabla \varphi_{\varepsilon,\delta}^y - \int_\Omega f \chi_\varepsilon^y \right| \\
 &\leq \underbrace{\left| \int_\Omega u_a \chi_\varepsilon^y - \int_\Omega u_a \varphi_{\varepsilon,\delta}^y \right|}_{=: I_1} + \underbrace{\left| \int_\Omega f \varphi_{\varepsilon,\delta}^y - \int_\Omega f \chi_\varepsilon^y \right|}_{=: I_2} + \underbrace{\left| a \int_\Omega \nabla u_a \cdot \nabla \varphi_{\varepsilon,\delta}^y \right|}_{=: I_3}.
 \end{aligned}$$

We estimate the last three terms below. To lighten the notation, we drop the superscripts  $y$  and use the same symbol  $C$  for possibly different positive constants that are independent of  $y \in \partial A$ .

Estimates on  $I_1$  and  $I_2$  follow from that of  $\|\varphi_{\varepsilon,\delta} - \chi_\varepsilon\|_2$ . Here and henceforth,  $\|\cdot\|_p$  denotes  $\|\cdot\|_{L^p(\Omega)}$ , when no confusion can arise. In the expression

$$\varphi_{\varepsilon,\delta}(x) - \chi_\varepsilon(x) = \int_{|z|<\delta} [\chi_\varepsilon(x-z) - \chi_\varepsilon(x)] \xi_\delta(z) \, dz,$$

we observe that

$$\sup_{|z|<\delta} |\chi_\varepsilon(x-z) - \chi_\varepsilon(x)| \leq \begin{cases} 0, & |x-y| < \varepsilon - \delta \quad \text{or} \quad |x-y| > \varepsilon + \delta, \\ 1, & \varepsilon - \delta \leq |x-y| \leq \varepsilon + \delta \end{cases}$$

so that

$$(2.17) \quad \|\varphi_{\varepsilon,\delta} - \chi_\varepsilon\|_2 \leq \sqrt{|B_1(0)|} \sqrt{(\varepsilon + \delta)^N - (\varepsilon - \delta)^N} \leq C(\delta \varepsilon^{N-1})^{\frac{1}{2}}.$$

By the Schwarz inequality and uniform boundedness of  $u_a$ , we have

$$I_1 \leq C \|\varphi_{\varepsilon,\delta} - \chi_\varepsilon\|_2 \leq C(\delta \varepsilon^{N-1})^{\frac{1}{2}}$$

and similarly

$$I_2 \leq C(\delta \varepsilon^{N-1})^{\frac{1}{2}}.$$

For  $I_3$ , Young's inequality implies

$$(2.18) \quad \|\nabla \varphi_{\varepsilon,\delta}\|_2 = \|\chi_\varepsilon * \nabla \xi_\delta\|_2 \leq \|\chi_\varepsilon\|_2 \|\nabla \xi_\delta\|_1 \leq C \varepsilon^{\frac{N}{2}} \delta^{-1}.$$

Combining (2.15) and (2.18) yields

$$I_3 \leq \sqrt{a} \|\sqrt{a} \nabla u_a\|_2 \|\nabla \varphi_{\varepsilon,\delta}\|_2 \leq C \sqrt{a} \varepsilon^{\frac{N}{2}} \delta^{-1}.$$

Altogether we deduce

$$|\mathbf{M}_\varepsilon^y(u_a) - \mathbf{M}_\varepsilon^y(f)| \leq \frac{I_1 + I_2 + I_3}{|B_1(0)| \varepsilon^N} \leq C \delta^{\frac{1}{2}} \varepsilon^{-\frac{N+1}{2}} + C \sqrt{a} \delta^{-1} \varepsilon^{-\frac{N}{2}}.$$

Note that the constant  $C$  is independent of  $y \in \partial A$ ,  $0 < a < 1$  and  $0 < \delta < \varepsilon < d(\partial A, \partial \Omega)$ . Taking  $\sup_{y \in \partial A}$ ,  $\limsup_{a \rightarrow 0+}$  and then  $\lim_{\delta \rightarrow 0+}$  yields (2.13) as desired.

### 3. PROOF OF THEOREM 1.4

Rate of convergence can be obtained by careful estimates of each approximation in the proof of Theorem 1.2. The lower bound

$$\inf_{x \in \bar{A}} [-\sqrt{a} \log u_a(x) - d(x, \partial A)] \geq -C\sqrt{a} \log \frac{1}{a}$$

is actually already proved in (2.5).<sup>6</sup> It remains to prove the upper bound

$$(3.1) \quad \sup_{x \in \bar{A}} [-\sqrt{a} \log u_a(x) - d(x, \partial A)] \leq Ca^{\frac{1}{2}-\tau}.$$

One can see from arguments in Subsection 2.3.2, especially from Equations (2.10) and (2.6), that the main problem is to find a good lower bound for  $\sqrt{a} \log \beta_a$  as a function of  $a$ , which follows from a good lower bound for  $\mathbf{M}_\varepsilon^y(u_a)$  with suitably chosen function  $\varepsilon = \varepsilon(a)$ .

**3.1. Preparation: local energy bounds.** The strategy is to give careful estimates on the integrals  $I_1, I_2, I_3$  in (2.16). The following local version of energy bound (2.15) plays a crucial role.

**Lemma 3.1.** *For any  $a, \eta > 0$  and  $y \in \Omega$  such that  $\overline{B_{3\eta}(y)} \subseteq \Omega$ , the inequality*

$$(3.2) \quad a \|\nabla u_a\|_{L^2(B_\eta(y))}^2 + \|u_a\|_{L^2(B_\eta(y))}^2 \leq \|f\|_{L^2(B_{3\eta}(y))}^2 + C_N a \eta^{-2} \|u_a\|_{L^2(B_{3\eta}(y))}^2$$

*holds, where  $C_N > 0$  is a constant depending only on the dimension  $N$ .*

*Proof.* We take  $\phi = \phi_\eta \in C_c^1(\mathbb{R}^N)$  such that  $0 \leq \phi \leq 1$  on  $\mathbb{R}^N$ ,  $\text{supp}(\phi) \subseteq \overline{B_{3\eta}(y)}$  and  $\phi = 1$  on  $B_\eta(y)$ . Taking the test function  $\varphi := \phi^2 u_a$  in the weak form yields

$$(3.3) \quad a \int_{\Omega} \nabla u_a \cdot \nabla [\phi^2 u_a] + \int_{\Omega} \phi^2 u_a^2 = \int_{\Omega} \phi^2 f u_a.$$

We observe that

$$\text{the right hand side of (3.3)} \leq \frac{1}{2} \int_{\Omega} \phi^2 (f^2 + u_a^2) = \frac{1}{2} \|\phi f\|_2^2 + \frac{1}{2} \|\phi u_a\|_2^2.$$

On the other hand, using the inequality  $2\alpha \cdot \beta \geq -\frac{|\alpha|^2}{2} - 2|\beta|^2$  ( $\alpha, \beta \in \mathbb{R}^N$ ), we have that

$$\begin{aligned} \text{the left hand side of (3.3)} &= a \int_{\Omega} \phi^2 |\nabla u_a|^2 + 2a \int_{\Omega} (\phi \nabla u_a) \cdot (u_a \nabla \phi) + \|\phi u_a\|_2^2 \\ &\geq a \|\phi \nabla u_a\|_2^2 - a \left( \frac{1}{2} \|\phi \nabla u_a\|_2^2 + 2 \|u_a \nabla \phi\|_2^2 \right) + \|\phi u_a\|_2^2 \\ &= \frac{a}{2} \|\phi \nabla u_a\|_2^2 - 2a \|u_a \nabla \phi\|_2^2 + \|\phi u_a\|_2^2, \end{aligned}$$

so that

$$(3.4) \quad a \|\phi \nabla u_a\|_2^2 + \|\phi u_a\|_2^2 \leq \|\phi f\|_2^2 + 4a \|u_a \nabla \phi\|_2^2.$$

To estimate  $\|\nabla \phi\|_\infty$ , we select  $\phi := \chi_{2\eta} * \xi_\eta$ , where  $\chi_{2\eta}$  is the indicator function on the ball  $B_{2\eta}(y)$ ,  $\xi_\eta(x) := \eta^{-N} \xi(x/\eta)$ , and  $\xi: \mathbb{R}^N \rightarrow [0, \infty)$  is a  $C^1(\mathbb{R}^N)$  function supported on the closed unit ball  $\overline{B_1(0)}$  such that  $\int_{\mathbb{R}^N} \xi = 1$ . Then we obtain

$$(3.5) \quad \|\nabla \phi\|_\infty \leq \|\chi_{2\eta}\|_1 \|\nabla \xi_\eta\|_\infty = |B_1(0)| (2\eta)^N \|\nabla \xi\|_\infty \eta^{-N-1}.$$

Combining (3.4) and (3.5) and properties of  $\phi$  yields the desired inequality.  $\square$

<sup>6</sup>This lower bound is better than  $Ca^{\frac{1}{2}-\tau}$  and does not require the assumption (1.4).

**3.2. Proof of the upper bound (3.1) in Theorem 1.4.** For simplicity, numerous positive constants appearing below are all denoted by  $C$ .

The notation in Step 3 of Subsection 2.3.2 is inherited. We fix  $y \in \partial A$ . Let  $0 < \tau' < \tau < 1/2$  be arbitrary and

$$\varepsilon = a^{\frac{1}{2}-\tau} \quad \text{and} \quad \delta = a^{\frac{1}{2}-\tau'}.$$

Note that  $\varepsilon > \delta$  for  $0 < a < 1$ .

**Estimating local energy.** In (3.2) note that assumption (1.4) implies  $\|f\|_{L^2(B_{3\eta}(y))}^2 \leq C\eta^{N+2\zeta}$ . We specialize to the parameter  $\eta = 3^k\varepsilon$ ,  $k = 0, 1, 2, \dots$ , where  $\varepsilon = a^{\frac{1}{2}-\tau}$ . Then, neglecting the term  $a\|\nabla u_a\|_{L^2(B_\eta(y))}^2$ , we get

$$(Ineq_k) \quad \|u_a\|_{L^2(B_{3^k\varepsilon}(y))}^2 \leq C(3^{(N+2\zeta)k}\varepsilon^{N+2\zeta} + 3^{-2k}a^{2\tau}\|u_a\|_{L^2(B_{3^{k+1}\varepsilon}(y))}^2).$$

Recursively substituting (Ineq<sub>k</sub>) into the right hand side of (Ineq<sub>0</sub>) amounts to

$$\|u_a\|_{L^2(B_\varepsilon(y))}^2 \leq C(\varepsilon^{N+2\zeta} + a^{2\tau n}\|u_a\|_{L^2(B_{3^n\varepsilon}(y))}^2)$$

for all  $0 < a < 1$  and  $n \in \mathbb{N}$  such that  $\overline{B_{3^n\varepsilon}(y)} \subseteq \Omega$ . Choosing  $n$  to be the minimal integer such that  $2\tau n \geq (\frac{1}{2} - \tau)(N + 2\zeta)$  and recalling that  $\|u_a\|_2$  is uniformly bounded, we get the bound

$$(3.6) \quad \|u_a\|_{L^2(B_\varepsilon(y))}^2 \leq C\varepsilon^{N+2\zeta}$$

as long as  $\overline{B_{3^n\varepsilon}(y)} \subseteq \Omega$ . Substituting (3.6) into the right hand side of (3.2) with  $\eta = \varepsilon = a^{\frac{1}{2}-\tau}$ , we obtain a bound for the local energy

$$(3.7) \quad \|\sqrt{a}\nabla u_a\|_{L^2(B_\varepsilon(y))}^2 + \|u_a\|_{L^2(B_\varepsilon(y))}^2 \leq C\varepsilon^{N+2\zeta},$$

where  $C > 0$  is independent of  $a > 0$  and  $y \in \partial A$ .

**Estimating  $I_1, I_2$  and  $I_3$ .** Note that the integrands in  $I_1, I_2, I_3$  are supported on the ball  $B_{2\varepsilon}(y)$  since the test function vanishes outside it. By the Schwarz inequality, (2.17) and the local energy estimate, we have

$$(3.8) \quad I_1 \leq \|\varphi_{\varepsilon,\delta} - \chi_\varepsilon\|_2 \|u_a\|_{L^2(B_{2\varepsilon}(y))} \leq C(\delta\varepsilon^{N-1})^{\frac{1}{2}}\varepsilon^{\frac{N+2\zeta}{2}} = C\varepsilon^{N+\zeta}(\delta/\varepsilon)^{\frac{1}{2}}$$

and similarly

$$(3.9) \quad I_2 \leq C\varepsilon^{N+\zeta}(\delta/\varepsilon)^{\frac{1}{2}}.$$

Concerning  $I_3$ , combining (3.7) and (2.18) yields

$$(3.10) \quad I_3 \leq \sqrt{a}\|\sqrt{a}\nabla u_a\|_{L^2(B_{2\varepsilon}(y))}\|\nabla\varphi_{\varepsilon,\delta}\|_2 \leq C\varepsilon^{N+\zeta}\sqrt{a}\delta^{-1}.$$

**Lower bound of  $\mathbf{M}_\varepsilon^y(u_a)$ .** Combining (2.16), (3.8), (3.9) and (3.10) together we deduce

$$|\mathbf{M}_\varepsilon^y(u_a) - \mathbf{M}_\varepsilon^y(f)| \leq \frac{I_1 + I_2 + I_3}{|B_1(0)|\varepsilon^N} \leq Ca^{\min\{\frac{\tau-\tau'}{2}, \tau'\}}\varepsilon^\zeta.$$

Since the assumption (1.4) exactly means  $\mathbf{M}_\varepsilon^y(f) \asymp \varepsilon^\zeta, \varepsilon \rightarrow 0^+$ , the right hand side is much smaller than  $\mathbf{M}_\varepsilon^y(f)$ , so that

$$\mathbf{M}_\varepsilon^y(u_a) \geq c\mathbf{M}_\varepsilon^y(f) \geq c'\varepsilon^\zeta$$

for some  $c, c' > 0$ , which, together with (2.10), further entails

$$\sqrt{a}\log\beta_a \geq \sqrt{a}\log\mathbf{M}_\varepsilon^y(u_a) - \varepsilon \geq -Ca^{\frac{1}{2}-\tau}.$$

By this inequality and (2.6) we obtain (3.1) as desired.

**The case  $\zeta = 0$ .** Although the proofs above are all valid for the case  $\zeta = 0$  too, some changes of proofs provide a better upper bound. The necessary changes are noted below. The parameters  $\varepsilon, \delta$  are replaced with

$$\varepsilon = \sqrt{a} \log \frac{1}{a} \quad \text{and} \quad \delta = \sqrt{a} \left( \log \frac{1}{a} \right)^{\frac{1}{2}}.$$

In (3.4), we put  $\eta = \varepsilon$ , use the uniform boundedness of  $u_a$  and Young's inequality, to proceed as

$$4a \|u_a \nabla \phi\|_2^2 \leq Ca \|\nabla \phi\|_2^2 \leq Ca (\|\nabla \xi_\eta\|_1 \|\chi_{2\eta}\|_2)^2 \leq Ca \eta^{-2} \eta^N \leq C \varepsilon^N.$$

This yields the local energy estimate (without the tricky iterative substitution argument)

$$a \|\nabla u_a\|_{L^2(B_\varepsilon(y))}^2 + \|u_a\|_{L^2(B_\varepsilon(y))}^2 \leq C \varepsilon^N.$$

The remaining arguments are quite similar.

**3.3. Supplementary examples.** We present two examples of source functions  $f$  that satisfy assumption (1.4).

**Example 3.2.** Let  $f = c \chi_{\Omega \setminus A}$  be the characteristic function multiplied by a constant  $c > 0$ . Then we can see that (because of  $C^2$ -boundary of  $A$ )

$$\lim_{\varepsilon \rightarrow 0^+} \mathbf{M}_\varepsilon^y(f^p) = \frac{c^p}{2}, \quad p \in \{1, 2\},$$

showing that  $\zeta = 0$ .

**Example 3.3.** Let  $A := B_1(0) \subset \mathbb{R}^N$  and  $f(x) := [(|x|^2 - 1) \vee 0]^\zeta$  with  $\zeta \geq 0$  fixed. For each  $y \in \partial B_1(0)$  and  $p \in \{1, 2\}$  we have

$$\begin{aligned} \mathbf{M}_\varepsilon^y(f^p) &= \frac{1}{|B_\varepsilon(y)|} \int_{B_\varepsilon(y)} f(x) \, dx = \frac{1}{\varepsilon^N |B_1(0)|} \int_{|x-y| < \varepsilon, |x| > 1} (|x|^2 - 1)^{p\zeta} \, dx \\ &= \frac{1}{\varepsilon^N |B_1(0)|} \int_0^\varepsilon dr \int_{\omega \in S_{r,\varepsilon}} r^{N-1} (|y + r\omega|^2 - 1)^{p\zeta} \, d\omega \\ &= \frac{1}{\varepsilon^N |B_1(0)|} \int_0^\varepsilon r^{N+p\zeta-1} \, dr \int_{S_{r,\varepsilon}} (2\omega \cdot y + r)^{p\zeta} \, d\omega \end{aligned}$$

where  $S_{r,\varepsilon}$  is the surface  $\{\omega \in \partial B_1(0) : |r\omega + y| > 1\}$ . For small  $\varepsilon > r > 0$ , the surface  $S_{r,\varepsilon}$  is approximately a hemisphere and so there are constants  $C_p > c_p > 0$  such that

$$c_p < \int_{S_{r,\varepsilon}} (2\omega \cdot y + r)^{p\zeta} \, d\omega < C_p$$

for sufficiently small  $\varepsilon > r > 0$ . Therefore,  $\tilde{c}_p \varepsilon^{p\zeta} \leq m_\varepsilon^y(f^p) \leq \tilde{C}_p \varepsilon^{p\zeta}$  for some constants  $0 < \tilde{c}_p < \tilde{C}_p$  and thus assumption (1.4) is fulfilled.

#### 4. PROOF OF THEOREM 1.5

Firstly, note that the desired inequality (1.6) on  $\overline{A}$  was already established in Theorem 1.4. It remains to work on  $\Omega^* \setminus \overline{A}$ . It is easy to check that the functions  $u_a^* := C^* - u_a$  and  $f^* := C^* - f = C^* \chi_A$  satisfy the PDE

$$\begin{cases} -a \Delta u_a^* + u_a^* = f^* & \text{on } \Omega, \\ u_a^* = C^* - g & \text{on } \partial\Omega. \end{cases}$$

Arguments very analogous to the proof of Theorems 1.2 and 1.4 work for this PDE, which are outlined below. One needs to pay attention to that  $A^* := \Omega \setminus \text{supp}(f^*)$  does not satisfy assumption (iii) and this is why we need to focus on the smaller domain  $\Omega^*$ .

- It holds from (2.1) that  $0 < u_a^* \leq C^*$  on  $\Omega$ .
- Take a ball  $B_\varepsilon(y)$  with any  $y \in \Omega^* \setminus \bar{A}$  and  $\varepsilon := d(y, \partial A)$  and a unique solution to the equation

$$\begin{cases} a\Delta v_a^* = v_a^* & \text{in } B_\varepsilon(y), \\ v_a^* = C^* & \text{on } \partial B_\varepsilon(y). \end{cases}$$

Using the explicit form of  $v_a^*$  and the comparison  $u_a^*(y) \leq v_a^*(y)$ , we can prove

$$\begin{aligned} -\sqrt{a} \log u_a^*(y) - d(y, \partial A) &\geq \begin{cases} -a \text{diam}(A) - \sqrt{a} \log C_{N,a} C^* & \text{if } N \geq 2, \\ -\sqrt{a} \log 2C^* & \text{if } N = 1 \end{cases} \\ &\geq -C\sqrt{a} \log \frac{1}{a} \end{aligned}$$

for some  $C > 0$  depending only on  $C^*, \text{diam}(A), N$ . In the above arguments, it is important to take  $y$  from  $\Omega^* \setminus \bar{A}$ , not from  $\Omega \setminus \bar{A}$ , because for  $y \in \Omega \setminus \bar{A}$  the ball  $B_\varepsilon(y)$  might not lie inside  $\Omega$ .

- Step 1 is very similar. For  $y \in \Omega \setminus \bar{A}$  we can take  $\sigma \in \partial A$  such that  $|y - \sigma| = d(y, \partial A)$  and a ball  $B_{\sqrt{a}}(\tilde{y})$ , now contained in  $A$ , and tangent to  $\partial A$  at  $\sigma$ . Then we can prove

$$\begin{aligned} \sup_{y \in \Omega \setminus \bar{A}} [-\sqrt{a} \log u_a^*(y) - d(y, \partial A)] &\leq \\ &- \sqrt{a} \log \beta_a^* + \begin{cases} a \text{diam}(A) + \sqrt{a}(1+a) + \sqrt{a} \log \tilde{C}_{N,a} & \text{if } N \geq 2, \\ \sqrt{a} & \text{if } N = 1. \end{cases} \end{aligned}$$

as desired. Note that here we do not need to work on the smaller domain  $\Omega^* \setminus \bar{A}$ .

- The arguments in Step 2 and Step 3 are available with obvious changes: we can prove for any  $y \in \Omega$  and  $\eta > 0$  with  $B_\eta(y) \subseteq \Omega$

$$\lim_{a \rightarrow 0^+} \mathbf{M}_\eta^y(u_a^*) - \mathbf{M}_\eta^y(f^*) \left( = \frac{C^*}{2} \right), \quad \text{uniformly over } y \in \partial A,$$

and then prove

$$\liminf_{a \rightarrow 0^+} \beta_a^* \geq 0,$$

where  $\beta_a^* := \inf_{y \in \partial A} u_a^*(y)$ .

- We can prove  $\sqrt{a} \log \beta_a^* \geq -c\sqrt{a} \log \frac{1}{a}$ ,  $0 < a < 1/2$ , for some constant  $c > 0$  following exactly the same lines of the proof of Theorem 1.4 (the case  $\zeta = 0$ ). Note that we do not need the iterative self-substitutions of  $(\text{Ineq}_k)$ , see the last part of Subsection 3.2.

## APPENDIX A. PROOF OF LEMMA 2.2

The following proof follows the lines of [9] but some parts are changed. Let  $\mu^2 := \frac{1}{\sqrt{a}}$ . Note that Lemma 2.1 reads

$$(A.1) \quad \int_{B_r(y)} h(x) dx = N|B_1(0)| \int_0^r t^{N-1} \mathbf{m}_r^y(h) dt, \quad 0 < r < \eta.$$



We apply the Laplacian  $\Delta_y$  to (A.1). Using the uniform distribution  $d\omega$  on the unit sphere  $\partial B_1(0)$  and  $\Delta h = \mu^2 h$ , we have

$$\Delta_y \mathbf{m}_r^y(h) = \Delta_y \int_{\partial B_1(0)} h(y + r\omega) d\omega = \int_{\partial B_1(0)} \Delta h(y + r\omega) d\omega = \mu^2 \mathbf{m}_r^y(h),$$

so that

$$(A.2) \quad \Delta_y(\text{the right hand side of (A.1)}) = N|B_1(0)|\mu^2 \int_0^r t^{N-1} \mathbf{m}_t^y(h) dt.$$

On the other hand,

$$(A.3) \quad \begin{aligned} \Delta_y(\text{the left hand side of (A.1)}) &= \Delta_y \int_{B_r(0)} h(y + z) dz = \int_{B_r(0)} \Delta h(y + z) dz \\ &= \int_{\partial B_r(0)} \nabla h(y + z) \cdot \frac{z}{r} d\sigma_z = |\partial B_r(0)| \int_{\partial B_1(0)} \nabla h(y + r\omega) \cdot \omega d\omega \\ &= Nr^{N-1}|B_1(0)| \int_{\partial B_1(0)} \frac{\partial}{\partial r} h(y + r\omega) d\omega = Nr^{N-1}|B_1(0)| \frac{\partial}{\partial r} \mathbf{m}_r^y(h). \end{aligned}$$

Equating (A.2) and (A.3) and differentiating them with respect to  $r$  yield the ODE

$$(A.4) \quad \partial_r^2 \mathbf{m}_r^y(h) + (N-1)r^{-1} \partial_r \mathbf{m}_r^y(h) - \mu^2 \mathbf{m}_r^y(h) = 0.$$

Let  $\nu := \frac{N-2}{2}$  and  $F(r) := (\mu r)^\nu \mathbf{m}_{r/\mu}^y(h)$ ,  $0 < r < \mu\eta$ . Then (A.4) will turn into

$$(A.5) \quad r^2 F''(r) + rF'(r) - (r^2 + \nu^2)F(r) = 0, \quad 0 < r < \mu\eta.$$

This second order linear differential equation is known to have two linearly independent solutions  $I_\nu(r)$  and  $K_\nu(r)$  known as the modified Bessel functions of first and second kinds, respectively [1, 9.6.1]. Since a general solution to (A.5) is a linear combination of  $I_\nu(r)$  and  $K_\nu(r)$ , there are constants  $c_1, c_2 \in \mathbb{R}$  such that

$$F(r) = c_1 I_\nu(r) + c_2 K_\nu(r).$$

We can determine  $c_1$  and  $c_2$  from asymptotics of functions as  $r \rightarrow 0^+$ . It is well known (see [1, 9.6.7 – 9.6.9]) that

$$\begin{aligned} I_\nu(r) &\sim \left(\frac{r}{2}\right)^\nu \frac{1}{\Gamma(1+\nu)}, & r \rightarrow 0^+, \\ K_\nu(r) &\rightarrow +\infty, & r \rightarrow 0^+. \end{aligned}$$

On the other hand, the definition of  $F$  yields

$$F(r) = (\mu r)^\nu (h(y) + o(1)), \quad r \rightarrow 0^+.$$

Combining these asymptotics we find that

$$c_1 = h(y)\Gamma(1+\nu)(2\mu)^\nu \quad \text{and} \quad c_2 = 0.$$

Taking the limit  $r \uparrow \mu\eta$  in the relation  $F(r) = c_1 I_\nu(r)$  yields

$$(A.6) \quad h(y) = \frac{(\mu\eta/2)^\nu \mathbf{m}_\eta^y(h)}{\Gamma(1+\nu)I_\nu(\mu\eta)}.$$

Finally, combined with the integral representation (see [1, 9.6.18])

$$\begin{aligned} I_\nu(r) &= \frac{(r/2)^\nu}{\Gamma(\frac{1}{2})\Gamma(\nu + \frac{1}{2})} \int_0^\pi e^{r \cos \theta} \sin^{2\nu} \theta \, d\theta \\ &= \frac{(r/2)^\nu}{\Gamma(\frac{1}{2})\Gamma(\nu + \frac{1}{2})} \int_0^\pi \cosh(r \cos \theta) \sin^{2\nu} \theta \, d\theta, \quad 0 < r < +\infty, \end{aligned}$$

Equation (A.6) amounts to the desired formula.

## DECLARATIONS

**Conflict of interest.** On behalf of all authors, the corresponding author states that there is no conflict of interest.

**Data Availability.** This paper has no associated data.

## REFERENCES

- [1] M. Abramowitz and I. A. Stegun, eds., Handbook of Mathematical Functions with Formulas, Graphs, and Mathematical Tables. Tenth printing. Applied Mathematics Series. Vol. 55, United States Department of Commerce, National Bureau of Standards, Washington D.C., 1972.
- [2] G. Allaire, F. Jouve, A.M. Toader, A level-set method for shape optimization, C. R. Acad. Sci. Paris **334** (2002), 125–1130.
- [3] G. Allaire, F. Jouve, A.M. Toader, Structural optimization using sensitivity analysis and a level-set method, J. Comp. Phys. **194** (2004), 363–393.
- [4] G. Allaire, F. Jouve, G. Michailidis, *Molding direction constraints in structural optimization via a level-set method. In: Variational Analysis and Aerospace Engineering*, Springer (2016) 1–39.
- [5] G. Allaire, M. Bihr, B. Bogosel, M. Godoy, Accessibility constraints in structural optimization via distance functions, J. Comp. Phys **484** (2023) 112083.
- [6] H. Brezis, *Functional Analysis. Sobolev Spaces and Partial Differential Equations*, Universitext. Springer, New York (2011).
- [7] F. Feppon, G. Allaire, C. Dapogny, A Variatial formulation for computing shape derivatives of geometric constraints along rays, ESAIM Math. Model. Numer. Anal. **54** (2020), 181–228.
- [8] D. Gilbarg, N.S. Trudinger, *Elliptic Partial Differential Equations of Second order*, Classics in Mathematics. Springer-Verlag, Berlin, 2001. Reprint of the 1998 edition.
- [9] N. Kuznetsov, Mean value properties of solutions to the Helmholtz and modified Helmholtz equations, Journal of Mathematical Sciences, **257** (2021), 673–683.
- [10] S. Osher, R. Fedkiw, *Level set methods and dynamic implicit surfaces*, Vol. 1153 of Applied Mathematical Sciences, Springer-Verlag, New York (2003).
- [11] S. Osher, J.A. Sethian, Fronts propagating with curvature-dependent speed: Algorithms based on Hamilton-Jacobi formulations, J. Comput. Phys. **79** (1988), 12–49.
- [12] J.A. Sethian, Level Set Methods and Fast Marching Methods: Evolving Interfaces in Computational Geometry, *Fluid Mechanics, Computer Vision, and Materials Science*, Cambridge University Press (1999).
- [13] S.R.S. Varadhan, On the behavior of the fundamental solution of the heat equation with variable coefficients, Comm. Pure Appl. Math. **20** (1967), 431–455.

(Takahiro Hasebe) DEPARTMENT OF MATHEMATICS, HOKKAIDO UNIVERSITY, SAPPORO 060-0810, JAPAN

*Email address:* `thasebe@math.sci.hokudai.ac.jp`

(Jun Masamune) GRADUATE SCHOOL OF SCIENCE, TOHOKU UNIVERSITY, SENDAI 980-8579, JAPAN

*Email address:* `jun.masamune.c3@tohoku.ac.jp`

(Tomoyuki Oka) GRADUATE SCHOOL OF ENGINEERING, THE UNIVERSITY OF TOKYO, BUNKYO-KU 113-8656, JAPAN

*Email address:* `tomoyuki-oka@g.ecc.u-tokyo.ac.jp`

(Kota Sakai) GRADUATE SCHOOL OF ENGINEERING, THE UNIVERSITY OF TOKYO, BUNKYO-KU 113-8656, JAPAN

*Email address:* `sakai-kota786@g.ecc.u-tokyo.ac.jp`

(Takayuki Yamada) GRADUATE SCHOOL OF ENGINEERING, THE UNIVERSITY OF TOKYO, BUNKYO-KU 113-8656, JAPAN

*Email address:* `t.yamada@mech.t.u-tokyo.ac.jp`