

# HQA-Attack: Toward High Quality Black-Box Hard-Label Adversarial Attack on Text

**Han Liu**

Dalian University of Technology  
Dalian, China  
liu.han.dut@gmail.com

**Zhi Xu**

Dalian University of Technology  
Dalian, China  
xu.zhi.dut@gmail.com

**Xiaotong Zhang\***

Dalian University of Technology  
Dalian, China  
zxt.dut@hotmail.com

**Feng Zhang**

Peking University  
Beijing, China  
zfang.maria@gmail.com

**Fenglong Ma**

The Pennsylvania State University  
Pennsylvania, USA  
fenglong@psu.edu

**Hongyang Chen**

Zhejiang Lab  
Hangzhou, China  
dr.h.chen@ieee.org

**Hong Yu**

Dalian University of Technology  
Dalian, China  
hongyu@dlut.edu.cn

**Xianchao Zhang\***

Dalian University of Technology  
Dalian, China  
xczhang@dlut.edu.cn

## Abstract

Black-box hard-label adversarial attack on text is a practical and challenging task, as the text data space is inherently discrete and non-differentiable, and only the predicted label is accessible. Research on this problem is still in the embryonic stage and only a few methods are available. Nevertheless, existing methods rely on the complex heuristic algorithm or unreliable gradient estimation strategy, which probably fall into the local optimum and inevitably consume numerous queries, thus are difficult to craft satisfactory adversarial examples with high semantic similarity and low perturbation rate in a limited query budget. To alleviate above issues, we propose a simple yet effective framework to generate high quality textual adversarial examples under the black-box hard-label attack scenarios, named HQA-Attack. Specifically, after initializing an adversarial example randomly, HQA-attack first constantly substitutes original words back as many as possible, thus shrinking the perturbation rate. Then it leverages the synonym set of the remaining changed words to further optimize the adversarial example with the direction which can improve the semantic similarity and satisfy the adversarial condition simultaneously. In addition, during the optimizing procedure, it searches a transition synonym word for each changed word, thus avoiding traversing the whole synonym set and reducing the query number to some extent. Extensive experimental results on five text classification datasets, three natural language inference datasets and two real-world APIs have shown that the proposed HQA-Attack method outperforms other strong baselines significantly.

---

\*Corresponding author.

# 1 Introduction

Deep neural networks (DNNs) have achieved a tremendous success and are extremely popular in various domains, such as computer vision [36; 37], natural language processing [33; 16], robotics [2; 28] and so on. In spite of the promising performance achieved by DNN models, there are some concerns around their robustness, as evidence shows that even a slight perturbation to the input data can fool these models into producing wrong predictions [11; 20; 12; 5], and these perturbed examples are named as adversarial examples. Investigating the generation rationale behind adversarial examples seems a promising way to improve the robustness of neural networks, which motivates the research about adversarial attack. Most existing adversarial attack methods focus on computer vision [34; 38; 41] and have been well explored. However, the adversarial attack on text data is still challenging, as not only the text data space is intrinsically discrete and non-differentiable, but also changing words slightly may affect the fluency in grammar and the consistency in semantics seriously.

Based on the accessibility level of victim models, existing textual adversarial attack methods can be categorized into **white-box attacks** [9; 27; 7] and **black-box attacks** [20; 43; 21]. For white-box attacks, the attackers are assumed to have full information about the victim model, including training data, model architecture and parameters. Therefore, it is easy to formulate this type of attack as an optimization problem and utilize the gradient information to generate adversarial examples. However, as most model developers are impossible to release all the model and data information, white-box attacks seem excessively idealistic and cannot work well in real-world applications. For black-box attacks, the attackers are assumed to have only access to the predicted results, e.g., confidence scores or predicted labels, which seem more realistic. Existing black-box textual attack methods can be divided into **soft-label setting** [21; 6; 15] and **hard-label setting** [25; 40; 39]. For soft-label methods, they require the victim model to provide the confidence scores to calculate the importance of each word, and then replace words sequentially until an adversarial example is generated. However, it is also impractical as most real APIs do not allow users to access the confidence scores. For hard-label methods, they only need to know the predicted labels of the victim model to fulfill the attack task, thus are more practicable and promising.

Only a handful of methods are proposed to deal with the black-box hard-label textual adversarial attack task, which mainly rely on heuristic-based [25] or gradient-based strategies [40; 39]. Specifically, HLGA [25] is the first hard-label adversarial attack method, which leverages population-based heuristic optimization algorithm to craft plausible and semantically similar adversarial examples. However, as it requires a large population of adversarial candidates and population-based optimization strategy is easy to fall into the local optimum, HLGA inevitably consumes numerous query numbers. TextHoaxer [40] formulates the budgeted hard-label adversarial attack task on text data as a gradient-based optimization problem of perturbation matrix in the continuous word embedding space. LeapAttack [39] utilizes the gradient-based optimization by designing a novel mechanism that can interchange discrete substitutions and continuous vectors. Although these gradient-based methods improve the query efficiency to some extent, they still need some unnecessary queries caused by inaccurate gradient estimation. Furthermore, in tight budget scenarios, query inefficiency will directly bring about serious side effects on the semantic similarity and perturbation rate.

To alleviate the above issues, we propose a simple yet effective framework for producing **High Quality black-box hard-label Adversarial Attack**, named **HQA-Attack**. The overview of HQA-Attack is shown in Figure 1. By “high quality”, it means that the HQA-Attack method can generate adversarial examples with high semantic similarity and low perturbation rate under a tight query budget. Specifically, HQA-Attack first generates an adversarial example by initialization, and then

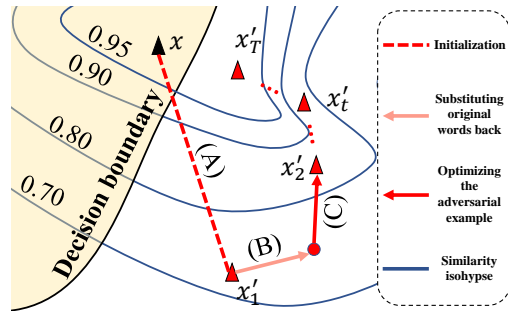


Figure 1: The overview of HQA-Attack. (A) Generate an adversarial example  $x'_1$  by initialization. (B) Update  $x'_t (1 \leq t \leq T)$  by substituting original words back. (C) Obtain  $x'_{t+1}$  by optimizing the adversarial example. The similarity isohypse is a line which consists of points having the equal semantic similarity with the original example  $x$ .

sequentially substitutes original words back as many as possible, thus shrinking the perturbation rate. Finally, it utilizes the synonym set to further optimize the adversarial example with the direction which can improve the semantic similarity and satisfy the adversarial condition simultaneously. In addition, to avoid going through the synonym set, it finds a transition synonym word for each changed word, thus reducing the query number to a certain extent. Experimental results on eight public benchmark datasets and two real-word APIs (Google Cloud and Alibaba Cloud) have demonstrated that HQA-Attack performs better than other strong baselines in the semantic similarity and perturbation rate under the same query budget<sup>2</sup>.

## 2 Related Work

### 2.1 Soft-Label Textual Adversarial Attack

Adversarial attacks in soft-label settings rely on the probability distribution of all categories to generate adversarial examples. A series of strategies [17; 22; 26] utilize the greedy algorithm to craft adversarial examples, which first determine the word replacement order and greedily replace each word under this order. TextFooler [17] first determines the word replacement order according to the prediction change after deleting each word, and then replaces words back according to the word importance until adversarial examples are generated. Similarly, TextBugger [22] calculates the importance of sentences and the importance of words respectively by comparing the prediction before and after removing them. In addition, there are some methods [42; 1] which use combinatorial optimization algorithm to generate adversarial examples.

### 2.2 Hard-Label Textual Adversarial Attack

Adversarial attacks in hard-label settings only allow to access the predicted label, which seem more challenging and practical. HLGA [25] is the first hard-label textual adversarial attack method. It uses random initialization and search space reduction to get an incipient adversarial example, and then uses the genetic algorithm including mutation, selection and crossover three operations to further optimize the adversarial example. Although HLGA can generate adversarial examples with high semantic similarity with the original example and low perturbation rate, it needs to maintain a large candidate set in each iteration, which wastes a large number of queries. To alleviate this issue, TextHoaxer [40] uses the word embedding space to represent the text, and introduces a perturbation matrix and a novel objective function which consists of a semantic similarity term, a pair-wise perturbation constraint and a sparsity constraint. By using the gradient-based strategy to optimize the perturbation matrix, TextHoaxer can generate appropriate adversarial examples in a tight budget. LeapAttack [39] is another gradient-based method. After random initialization, it optimizes the adversarial example by constantly moving the example closer to the decision boundary, estimating the gradient and finding the proper words to update the adversarial example. In Appendix K, we further discuss some potential application scenarios about hard-label textual adversarial attack.

## 3 Problem Formulation

In this paper, we focus on the task of black-box hard-label textual adversarial attack, i.e., attackers can only access to the predicted label from the victim model to generate adversarial examples. Specifically, given an original example  $x = [w_1, w_2, \dots, w_n]$  with the ground truth label  $y$ , where  $w_i$  is the  $i$ -th word, and  $n$  is the total number of words in  $x$ . This task aims to construct an adversarial example  $x' = [w'_1, w'_2, \dots, w'_n]$

Table 1: Symbol explanation.

Symbol	Explanation
$x$	the original example $x = [w_1, w_2, \dots, w_n]$
$x'$	the adversarial example $x' = [w'_1, w'_2, \dots, w'_n]$
$x'_t$	the adversarial example in the $t$ -th step
$\bar{w}_i$	the transition word associated with $w_i$
$\mathbf{u}$	the updating direction
$\mathbf{v}_{w_i}$	the word vector of $w_i$
$f$	the victim model
$y$	the true label of $x$
$S(w_i)$	the synonym set of $w_i$
$x'(w_i)$	the example after replacing the $i$ -th word of $x'$ with $w_i$
$Sim(\cdot, \cdot)$	the similarity function between sentences

<sup>2</sup>The source code and demo are publicly available at <https://github.com/HQA-Attack/HQAAttack-demo>.

through replacing the original word  $w_i$  with a synonym  $w'_i$  in the synonym set  $S(w_i)$  which includes  $w_i$  itself, thus misleading the victim model  $f$  to output an incorrect prediction result:

$$f(x') \neq f(x) = y, \quad (1)$$

where Eq. (1) can be seen as the adversarial condition. There may exist several adversarial examples which can satisfy Eq. (1), but an optimal adversarial example  $x^*$  is the one that has the highest semantic similarity with the original example  $x$  among all the candidates. Formally,

$$x^* = \arg \max_{x'} \text{Sim}(x, x'), \text{ s.t. } f(x') \neq f(x), \quad (2)$$

where  $\text{Sim}(x, x')$  is the semantic similarity between  $x$  and  $x'$ . Table 1 summarizes the symbol explanation in detail.

## 4 The Proposed Strategy

### 4.1 Initialization

To fulfill the black-box hard-label textual adversarial attack task, we follow previous works [25; 40; 39] to first utilize random initialization to generate an adversarial example. Specifically, considering each word  $w_i$  whose part-of-speech (POS) is *noun*, *verb*, *adverb* and *adjective* in the original example  $x$ , we randomly select a synonym  $w'_i$  from the synonym set  $S(w_i)$  of  $w_i$  as the substitution of  $w_i$ , and repeat this procedure until the generated adversarial example  $x'$  satisfies the adversarial condition.

Obviously, using random initialization to generate the adversarial example usually needs to change multiple words in the original example, thus necessarily leading to the low semantic similarity and large perturbation rate. To alleviate the above issue, we attempt to iteratively optimize the semantic similarity between the original example  $x$  and the adversarial example in the  $t$ -th iteration  $x'_t$ , where  $1 \leq t \leq T$  and  $T$  is the total number of iterations. Furthermore, given an adversarial example  $x'_t$ , we can generate the adversarial example  $x'_{t+1}$  by the following steps. (1) Substituting original words back; (2) Optimizing the adversarial example.

### 4.2 Substituting Original Words Back

In order to improve the semantic similarity of the generated adversarial example, previous works [25; 40; 39] first use the semantic similarity improvement brought by each original word as a measure to decide the replacement order, and then continually put original words back in each iteration. It means that in each iteration, by going through each word in the adversarial example, the semantic similarity improvement is only calculated once, and the replacement order is determined beforehand. However, making each replacement with the original word will change the intermediate generated adversarial example, thereby affecting the semantic similarity between the original example and the intermediate generated adversarial example, so just calculating the semantic similarity improvement at the beginning of each iteration to decide the replacement order is inaccurate.

To address the above problem, we propose to constantly substitute the original word which can make the intermediate generated adversarial example have the highest semantic similarity with the original example until the adversarial condition is violated. Specifically, given the original sample  $x = [w_1, w_2, \dots, w_n]$  and the adversarial example  $x'_t = [w'_1, w'_2, \dots, w'_n]$  in the  $t$ -th iteration, we can substitute original words back with the following steps.

1. Picking out an appropriate substitution word  $w_*$  from  $x$  with the following formula:

$$w_* = \arg \max_{w_i \in x} \text{Sim}(x, x'_t(w_i)) \cdot \mathcal{C}(f, x, x'_t(w_i)), \quad (3)$$

where  $\text{Sim}(x, x'_t(w_i))$  is the semantic similarity between  $x$  and  $x'_t(w_i)$ , and  $x'_t(w_i)$  is the example obtained by substituting the corresponding word  $w'_i$  with  $w_i$ .  $\mathcal{C}(f, x, x'_t(w_i))$  is a two-valued function defined as:

$$\mathcal{C}(f, x, x'_t(w_i)) = \begin{cases} 1, & f(x) \neq f(x'_t(w_i)) \\ 0, & f(x) = f(x'_t(w_i)) \end{cases}, \quad (4)$$

where  $f$  denotes the victim model.  $\mathcal{C}$  equals to 1 if  $f(x) \neq f(x'_t(w_i))$ , and 0 otherwise.

2. If  $\mathcal{C}(f, x, x'_t(w_*)) = 1$ , it indicates that  $x'_t(w_*)$  can attack successfully. We substitute the corresponding original word in  $x'_t$  with  $w_*$ , and repeat the above step.
3. If  $\mathcal{C}(f, x, x'_t(w_*)) = 0$ , it indicates that  $x'_t(w_*)$  cannot satisfy the adversarial condition. We terminate the swapping procedure, and return the result of the previous step.

After the above procedure, we can obtain a new adversarial example  $x'_t$  which can retain the original words as many as possible, thus improving the semantic similarity and reducing the perturbation rate. The algorithm procedure is shown in Appendix A, and the analysis of computational complexity and query numbers is shown in Appendix C.1.

### 4.3 Optimizing the Adversarial Example

To further ameliorate the quality of the generated adversarial example, we optimize the adversarial example by leveraging the synonym set of each word. One may argue that we could directly traverse the synonym set to seek out the most ideal synonym word which has the highest semantic similarity and satisfies the adversarial condition simultaneously. However, in most real-world application scenarios, the query number is usually limited. To avoid going through the synonym set, we propose to optimize the adversarial example with the following two steps. (1) Determining the optimizing order; (2) Updating the adversarial example sequentially. The analysis of computational complexity and query numbers is shown in Appendix C.2

#### 4.3.1 Determining the Optimizing Order

In this step, we aim to determine a suitable optimizing order. To ensure the diversity of the generated adversarial example, we utilize the sampling method to determine the optimizing order. The probability distribution used by the sampling method is generated as follows. For  $w'_i$  in  $x'_t$  and  $w_i$  in  $x$ , we first use the counter-fitting word vectors [29] to obtain their corresponding word vectors, and calculate the cosine distance between them as follows:

$$d_i = 1 - \cos(\mathbf{v}_{w_i}, \mathbf{v}_{w'_i}), \quad (5)$$

where  $\mathbf{v}_{w_i}$  and  $\mathbf{v}_{w'_i}$  denote the word vectors of  $w_i$  and  $w'_i$  respectively.  $\cos(\cdot, \cdot)$  is the cosine similarity function. Then we compute the probability  $p_i$  associated with the position of  $w_i$  in  $x$  with the following formula:

$$p_i = \frac{2 - d_i}{\sum_{j=1}^m (2 - d_j)}, \quad (6)$$

where  $m$  is the total number of changed words between  $x'_t$  and  $x$ . According to the probability distribution, we can obtain the optimizing order for  $x'_t$ .

#### 4.3.2 Updating the Adversarial Example Sequentially

According to the optimizing order, we update the adversarial example with the synonym set sequentially. In particular, for the adversarial example  $x'_t$  in the  $t$ -th iteration, we update it with the following steps. (1) Finding the transition word; (2) Estimating the updating direction; (3) Updating the adversarial example.

**Finding the transition word.** This step aims to search a reasonable transition word, thus avoiding traversing the synonym set for each changed word. Given the adversarial example  $x'_t = [w'_1, w'_2, \dots, w'_n]$  and the current optimized word  $w'_i$ , we randomly select  $r$  synonyms from  $S(w_i)$  to construct the set  $R = \{w_i^{(1)}, w_i^{(2)}, \dots, w_i^{(r)}\}$ , use each element in  $R$  to replace  $w'_i$  in  $x'_t$ , and then obtain the transition word  $\bar{w}_i$  with the following formula:

$$\bar{w}_i = \arg \max_{w_i^{(j)} \in R} \text{Sim}(x, x'_t(w_i^{(j)})) \cdot \mathcal{C}(f, x, x'_t(w_i^{(j)})), \quad (7)$$

where  $x'_t(w_i^{(j)})$  is the example obtained by substituting the corresponding word  $w'_i$  in  $x'_t$  with  $w_i^{(j)} \in R$ . According to Eq. (7), we can get that  $\bar{w}_i$  can make the example adversarial and improve the semantic similarity to some extent, while avoiding going through the synonym set. Furthermore, we can search other possible replacement words around the transition word  $\bar{w}_i$ .

**Estimating the updating direction.** As the transition word  $\bar{w}_i$  originates from a randomly generated synonym set, we can further optimize it with a reasonable direction. Specifically, we first generate the set  $\mathcal{K} = \{\bar{w}_i^{(1)}, \bar{w}_i^{(2)}, \dots, \bar{w}_i^{(k)}\}$  by randomly sampling  $k$  synonyms from  $S(\bar{w}_i)$ , and then obtain the set  $\mathcal{O} = \{x'_t(\bar{w}_i^{(1)}), x'_t(\bar{w}_i^{(2)}), \dots, x'_t(\bar{w}_i^{(k)})\}$ , where  $x'_t(\bar{w}_i^{(j)})$  is the example by replacing  $w'_i$  in  $x'_t$  with  $\bar{w}_i^{(j)}$ . By calculating the semantic similarity between each element in  $\mathcal{O}$  and the original text  $x$ , we can get the set  $\mathcal{S} = \{s^{(1)}, s^{(2)}, \dots, s^{(k)}\}$ , where  $s^{(j)} = \text{Sim}(x, x'_t(\bar{w}_i^{(j)}))$  is the semantic similarity between  $x$  and  $x'_t(\bar{w}_i^{(j)})$ . In the similar manner, the semantic similarity between  $x$  and  $x'_t(\bar{w}_i)$  can be computed  $\bar{s}_i = \text{Sim}(x, x'_t(\bar{w}_i))$ .

Intuitively, if  $s^{(j)} - \bar{s}_i > 0$ , it indicates that pushing the word vector  $\mathbf{v}_{\bar{w}_i}$  towards  $\mathbf{v}_{\bar{w}_i^{(j)}}$  tends to increase the semantic similarity, i.e.,  $\mathbf{v}_{\bar{w}_i^{(j)}} - \mathbf{v}_{\bar{w}_i}$  is the direction which can improve the semantic similarity. And if  $s^{(j)} - \bar{s}_i < 0$ , moving the word vector along the inverse direction of  $\mathbf{v}_{\bar{w}_i^{(j)}} - \mathbf{v}_{\bar{w}_i}$  can improve the semantic similarity. Based on the above intuition, we estimate the final updating direction  $\mathbf{u}$  by weighted averaging over the  $k$  possible directions. Formally,

$$\mathbf{u} = \sum_{j=1}^k \alpha_j (\mathbf{v}_{\bar{w}_i^{(j)}} - \mathbf{v}_{\bar{w}_i}), \quad (8)$$

where  $\alpha_j$  is the corresponding weight associated with the direction  $\mathbf{v}_{\bar{w}_i^{(j)}} - \mathbf{v}_{\bar{w}_i}$ , and it can be calculated by  $\alpha_j = (s^{(j)} - \bar{s}_i) / \sum_{l=1}^k |s^{(l)} - \bar{s}_i|$ .

**Updating the adversarial example.** Due to the discrete nature of text data, we need to use the updating direction  $\mathbf{u}$  to pick out the corresponding replacement word  $\tilde{w}_i$  from  $S(w_i)$ , where  $\tilde{w}_i$  is the word which has the maximum cosine similarity between  $\mathbf{u}$  and  $\mathbf{v}_{\tilde{w}_i} - \mathbf{v}_{\bar{w}_i}$  and ensures that  $x'_t(\tilde{w}_i)$  satisfies the adversarial condition. After obtaining  $\tilde{w}_i$ , we can generate  $x'_{t+1}$  in the optimizing order sequentially. In addition, to reduce the number of queries and shrink the perturbation rate, when implementing the program, we first use  $x$  to initialize  $x'_{t+1}$ , and then replace the word  $\tilde{w}_i$  one by one until  $x'_{t+1}$  satisfies the adversarial condition.

#### 4.4 The Overall Procedure

The detailed algorithm procedure of HQA-Attack is given in Appendix B. In particular, HQA-Attack first gets the initial adversarial example by random initialization. Then it enters into the main loop. In each iteration, HQA-Attack first substitutes original words back, then determines the optimizing order, and finally updates the adversarial example sequentially. In addition, we provide some mechanism analysis of HQA-Attack from the perspective of decision boundary in Appendix D.

## 5 Experiments

### 5.1 Experimental Settings

**Datasets.** We conduct experiments on five public text classification datasets **MR** [30], **AG's News** [44], **Yahoo** [44], **Yelp** [44], **IMDB** [24], and three natural language inference datasets **SNLI** [3], **MNLI** [35], **mMNLI** [35]. The detailed dataset description is shown in Appendix E. We follow the previous methods [25; 40; 39] to take 1000 test examples of each dataset to conduct experiments.

**Baselines.** We compare with three state-of-the-art black-box hard-label textual adversarial attack methods: (1) **HLGA** [25] is a hard-label adversarial attack method that employs the genetic algorithm to generate the adversarial example. (2) **TextHoaxer** [40] is a hard-label adversarial attack method that formulates the budgeted hard-label adversarial attack task on text data as a gradient-based optimization problem of perturbation matrix in the continuous word embedding space. (3) **LeapAttack** [39] is a recent hard-label adversarial attack method, which estimates the gradient by the Monte Carlo method.

**Evaluation Metrics.** We use two widely used evaluation metrics *semantic similarity* and *perturbation rate*. For semantic similarity, we utilize the universal sequence encoder [4] to calculate the semantic similarity between two texts. The range of the semantic similarity is between  $[0, 1]$ , and the larger semantic similarity indicates the better attack performance. For perturbation rate, we use the ratio

of the number of changed words over the number of total words in the adversarial example, and the lower perturbation rate indicates the better results.

**Victim Models.** We follow [25; 40; 39] to adopt three widely used natural language processing models as victim models: **BERT** [8], **WordCNN** [18], and **WordLSTM** [14]. All the model parameters are taken from the previous works [25; 40; 39]. We also attack some advanced models like T5 [32] and DeBERT [13], and the results are shown in Appendix F. To further verify the effectiveness of different algorithms in real applications, we also attempt to use **Google Cloud API** (<https://cloud.google.com/natural-language>) and **Alibaba Cloud API** (<https://ai.aliyun.com/nlp>) as the victim models.

**Implementation Details.** For the random initialization, we employ the same method used in previous methods [25; 40; 39]. After the initialization, we follow [25; 40] to perform a pre-processing step to remove the unnecessary replacement words. For the hyperparameters, we consistently set  $r = 5$  and  $k = 5$  for all the datasets. The detailed parameter investigation is provided in Appendix G. In addition, during the optimization procedure, if we re-optimize the same adversarial example three times and no new better adversarial examples are generated, we randomly go back to the last three or four adversarial example. We do not re-optimize an adversarial example more than two times. For fair comparison, we follow [25; 40; 39] to generate 50 synonyms for each word by using the counter-fitting word vector. We also conduct experiments based on BERT-based synonyms, and the results are shown in Appendix H.

## 5.2 Experimental Results

### 5.2.1 Comparison on Semantic Similarity and Perturbation Rate

We exactly follow the previous work [40] to set the query budget to 1000, i.e., the number of allowed queries from the attacker is 1000. As different algorithms use the same random initialization step which determines the prediction accuracy after the adversarial attack, so different algorithms have the same prediction accuracy. Our goal is to generate the adversarial examples with higher semantic similarity and lower perturbation rate. Tables 2 and 3 report the experimental results when attacking text classification models. The best results are highlighted in bold.

As shown in Tables 2 and 3, when the query limit is 1000, for different datasets and tasks, HQA-Attack can always generate adversarial examples that have the highest semantic similarity and the lowest perturbation rate. Specifically, for the dataset MR with short text data, HQA-Attack increases the average semantic similarity by 6.9%, 6.5%, 6.9% and decreases the average perturbation rate by 0.777%, 0.832%, 0.983% compared with the second best method when attacking BERT, WordCNN and WordLSTM respectively. For the dataset IMDB with long text data, HQA-Attack increases the average semantic similarity by 4.5%, 3.4%, 2.7% and decreases the average perturbation rate by 1.426%, 0.601%, 0.823% compared with the second best method when attacking BERT, WordCNN and WordLSTM respectively. For the dataset with more than two categories like AG, HQA-Attack increases the average semantic similarity by 10.6%, 8.8%, 11.6% and decreases the average perturbation rate by 4.785%, 3.885%, 5.237% compared with the second best method when attacking BERT, WordCNN and WordLSTM respectively. All these results demonstrate that HQA-Attack can generate high-quality adversarial examples in the tight-budget hard-label setting.

### 5.2.2 Comparison on Attack Efficiency

The attack efficiency is an important criterion in evaluating the attack performance, as in most DNN-based NLP platforms the number of queries is limited. Therefore, We further compare the proposed HQA-Attack with two latest methods TextHoaxer and LeapAttack under different query budgets [100, 300, 500, 700, 1000] on text classification datasets. As shown in Figure 2, with the query budget increasing, the average semantic similarity of all the methods keeps increasing and the average perturbation rate of all the methods keeps decreasing. In terms of semantic similarity and perturbation rate, HQA-Attack always performs much better than other methods in all the budgets. These results further validate that our proposed HQA-Attack has the ability to generate adversarial examples with higher semantic similarity and lower perturbation rate in different budget limits.

### 5.2.3 Attack Real-World APIs

Table 2: Comparison of semantic similarity (Sim) and perturbation rate (Pert) with the budget limit of 1000 when attacking text classification models. Acc stands for model prediction accuracy after the adversarial attack, which is determined by the random initialization step and the same for different adversarial attack models.

Dataset	Method	BERT			WordCNN			WordLSTM		
		Acc(%)	Sim(%)	Pert(%)	Acc(%)	Sim(%)	Pert(%)	Acc(%)	Sim(%)	Pert(%)
MR	HLGA	1.0	62.5	14.532	0.7	64.4	14.028	0.7	63.5	14.462
	TextHoaxer		67.3	11.905		68.6	12.056		67.3	12.324
	LeapAttack		61.6	14.643		63.2	14.016		61.3	14.435
	HQA-Attack		<b>74.2</b>	<b>11.128</b>		<b>75.1</b>	<b>11.224</b>		<b>74.2</b>	<b>11.341</b>
AG	HLGA	2.8	60.5	17.769	1.4	71.9	13.855	5.7	61.8	17.890
	TextHoaxer		63.2	15.766		73.9	12.716		63.8	16.520
	LeapAttack		62.6	16.143		72.0	12.827		63.0	17.028
	HQA-Attack		<b>73.8</b>	<b>10.981</b>		<b>82.7</b>	<b>8.831</b>		<b>75.4</b>	<b>11.283</b>
Yahoo	HLGA	0.8	68.7	7.453	0.8	71.9	8.564	1.9	63.8	9.531
	TextHoaxer		70.2	6.841		74.8	7.740		67.0	8.502
	LeapAttack		66.7	7.448		74.3	7.842		64.7	9.095
	HQA-Attack		<b>76.4</b>	<b>5.609</b>		<b>82.4</b>	<b>6.132</b>		<b>73.9</b>	<b>6.645</b>
Yelp	HLGA	0.6	71.9	10.411	0.6	79.7	9.102	3.2	78.8	8.654
	TextHoaxer		73.8	9.585		81.3	8.545		80.4	8.108
	LeapAttack		72.7	9.877		80.1	8.816		79.6	8.111
	HQA-Attack		<b>81.9</b>	<b>6.756</b>		<b>87.8</b>	<b>6.312</b>		<b>86.7</b>	<b>5.786</b>
IMDB	HLGA	0.1	83.2	5.571	0.0	87.6	4.464	0.3	87.6	4.464
	TextHoaxer		84.7	5.202		88.8	4.197		88.8	4.197
	LeapAttack		84.0	5.041		89.7	3.886		89.0	4.021
	HQA-Attack		<b>89.2</b>	<b>3.615</b>		<b>93.1</b>	<b>3.285</b>		<b>91.7</b>	<b>3.198</b>

Table 3: Comparison of semantic similarity (Sim) and perturbation rate (Pert) with the budget limit of 1000 when attacking the natural language inference model (BERT).

Model	SNLI			MNLI			mMNLI		
	Acc(%)	Sim(%)	Pert(%)	Acc(%)	Sim(%)	Pert(%)	Acc(%)	Sim(%)	Pert(%)
HLGA	1.3	35.9	18.510	2.9	49.6	14.498	1.7	50.7	14.349
TextHoaxer		38.7	16.615		52.9	12.730		54.4	12.453
LeapAttack		35.0	19.905		49.1	15.728		50.2	15.135
HQA-Attack		<b>54.2</b>	<b>15.958</b>		<b>64.7</b>	<b>12.093</b>		<b>65.4</b>	<b>11.502</b>

To further verify the effectiveness of different algorithms, we attempt to use TextHoaxer, LeapAttack and HQA-Attack to attack two real-world APIs: Google Cloud (<https://cloud.google.com/natural-language>) and Alibaba Cloud (<https://ai.aliyun.com/nlp>). To further evaluate the fluency of the generated

adversarial examples, we add the perplexity (PPL) as the additional evaluation metric which is calculated by using GPT-2 Large [31]. The lower PPL indicates the better performance. As Google and Alibaba only provide limited service budgets, we select 100 examples from the MR dataset whose lengths are greater than or equal to 20 words to perform experiments, and restrict that each method can only query the API 350 times. Table 4 shows the results of TextHoaxer, LeapAttack and HQA-Attack. It can be seen that compared with the second best results, HQA-Attack increases the semantic similarity 5.7%, 5.1%, decreases the perturbation rate 0.062%, 0.007% and decreases the PPL 9, 6 on Google Cloud and Alibaba Cloud respectively. We also compare the performance of TextHoaxer, LeapAttack and HQA-Attack in different budget limits. The results are shown in Figure

Table 4: Comparison of semantic similarity and perturbation rate when attacking against real-world APIs.

API	Google Cloud			Alibaba Cloud		
	Sim(%)	Pert(%)	PPL	Sim(%)	Pert(%)	PPL
TextHoaxer	76.1	7.179	253	78.3	6.190	261
LeapAttack	73.2	10.699	295	77.7	7.198	285
HQA-Attack	<b>81.8</b>	<b>7.117</b>	<b>244</b>	<b>83.4</b>	<b>6.183</b>	<b>255</b>

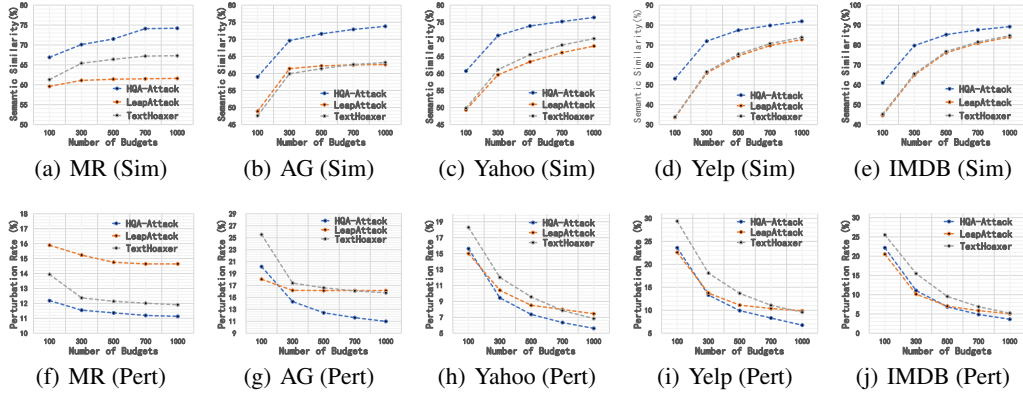


Figure 2: Comparison on semantic similarity and perturbation rate in different budget limits when attacking against BERT

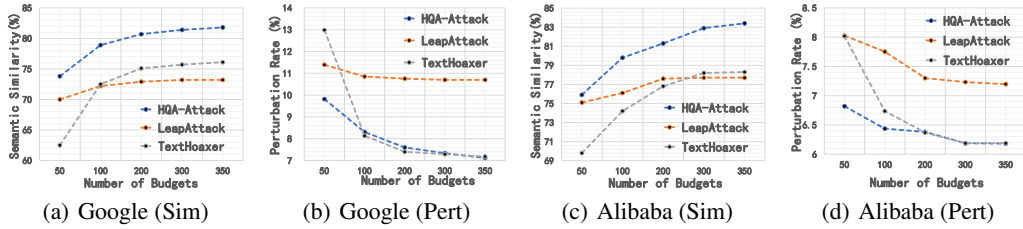


Figure 3: Comparison of semantic similarity and perturbation rate in different budget limits when attacking against real-world APIs.

Table 5: Human evaluation results in average classification accuracy.

Dataset	HLGA	TextHoaxer	LeapAttack	HQA-Attack
MR	82.6	84.8	84.0	<b>87.4</b>
IMDB	84.4	85.4	85.0	<b>88.6</b>

3. We can get that HQA-Attack can have the higher semantic similarity and lower perturbation rate in most cases, which further demonstrates the superiority of HQA-Attack over other baselines.

#### 5.2.4 Human Evaluation

We have conducted the human evaluation experiments on the Bert model using HLGA, TextHoaxer, LeapAttack and HQA-Attack for the MR and IMDB datasets. Specifically, for each dataset, we first randomly select 50 original samples, and use each adversarial attack method to generate the corresponding 50 adversarial examples respectively. Then we ask 10 volunteers to annotate the class labels for these samples, and calculate the average classification accuracy (Acc) for each method. Intuitively, if the accuracy is higher, it means that the quality of the generated adversarial examples is better. The detailed Acc(%) results are shown in Table 5. The results show that the adversarial examples generated by HQA-Attack are more likely to be classified correctly, which further verifies the superiority of HQA-Attack in preserving the semantic information.

#### 5.2.5 Attack Models which Defend with Adversarial Training

With the development of the AI security, a lot of works focus on defending against adversarial attacks. We further compare the attack performance when the victim model is trained with three effective adversarial training strategies **HotFlip** [9], **SHIELD** [19] and **DNE** [45]. We select the BERT model as the victim model, set the query budget to 1000 and then perform experiments on the AG dataset. We also use the perplexity (PPL) as the additional evaluation metric to judge the fluency

Table 6: Comparison results of attacking models which defend with adversarial training.

Methods	HotFlip				SHIELD				DNE			
	Acc(%)	Sim(%)	Pert(%)	PPL	Acc(%)	Sim(%)	Pert(%)	PPL	Acc(%)	Sim(%)	Pert(%)	PPL
HLGA	21.7	55.8	17.185	538	12.6	59.8	15.206	565	18.6	58.6	14.132	444
TextHoaxer		55.5	17.145	463		67.8	12.312	469		66.5	11.517	363
LeapAttack		62.0	17.288	530		66.3	14.868	541		65.7	13.541	414
HQA-Attack		<b>72.7</b>	<b>10.192</b>	<b>350</b>		<b>76.0</b>	<b>10.085</b>	<b>361</b>		<b>75.0</b>	<b>9.808</b>	<b>312</b>

Table 7: Ablation study.

Dataset	Acc(%)	Random Initialization		w/o Substituting		w/o Optimizing		HQA-Attack	
		Sim(%)	Pert(%)	Sim(%)	Pert(%)	Sim(%)	Pert(%)	Sim(%)	Pert(%)
MR	0.7	18.2	39.234	74.4	12.638	74.2	11.673	<b>75.1</b>	<b>11.224</b>
AG	1.4	30.5	43.463	80.2	16.519	79.3	11.305	<b>82.7</b>	<b>8.831</b>
Yahoo	0.8	28.0	32.143	73.1	15.982	79.7	7.445	<b>82.4</b>	<b>6.132</b>
Yelp	0.6	18.3	38.595	71.6	19.342	85.2	7.883	<b>87.8</b>	<b>6.312</b>
IMDB	0.0	35.0	30.963	72.9	17.229	92.2	3.923	<b>93.1</b>	<b>3.285</b>

of the generated adversarial examples. Table 6 shows the attack performance. We can observe that HQA-Attack can also obtain the best results compared with other strong baselines.

### 5.2.6 Ablation Study and Case Study

To investigate the effectiveness of different components, we make the ablation study on five text classification datasets when attacking WordCNN. The results are shown in Table 7. Random Initialization means the adversarial examples generated only by the random initialization step. w/o Substituting means that the HQA-Attack model without the substituting original words back step. w/o Optimizing means that the HQA-Attack model which randomly selects a word that can keep the example adversarial as the replacement after substituting original words back without optimizing the adversarial example. It is easy to find that all modules contribute to the model, which verifies that the substituting original words back step is useful and the optimizing the adversarial example step is also indispensable. To further demonstrate the effectiveness of our proposed word back-substitution strategy, we add some extra experiments in Appendix I. We also list some concrete adversarial examples generated by HQA-Attack, which are shown in Appendix J. These examples further demonstrate that our proposed HQA-Attack model can generate a high-quality black-box hard-label adversarial example with only a small perturbation.

## 6 Conclusion

In this paper, we propose a novel approach named HQA-Attack for crafting high quality textual adversarial examples in black-box hard-label settings. By substituting original words back, HQA-Attack can reduce the perturbation rate greatly. By utilizing the synonym set of the remaining changed words to optimize the adversarial example, HQA-Attack can improve the semantic similarity and reduce the query budget. Extensive experiment results demonstrate that the proposed HQA-Attack method can generate high quality adversarial examples with high semantic similarity, low perturbation rate and fewer query numbers. In future work, we plan to attempt more optimization strategies to refine the model, thus further boosting the textual adversarial attack performance.

## Acknowledgments and Disclosure of Funding

The authors are grateful to the anonymous reviewers for their valuable comments. This work was supported by National Natural Science Foundation of China (No. 62106035, 62206038, 61972065) and Fundamental Research Funds for the Central Universities (No. DUT20RC(3)040, DUT20RC(3)066), and supported in part by Key Research Project of Zhejiang Lab (No. 2022PI0AC01) and National Key Research and Development Program of China (2022YFB4500300).

## A Algorithm 1

---

### Algorithm 1: Substituting Original Words Back

---

**Input** : The original text  $x = [w_1, \dots, w_n]$ , the adversarial example  $x'_t = [w'_1, \dots, w'_n]$ , victim model  $f$ , the similarity function between text  $Sim(\cdot, \cdot)$

**Output** : The new adversarial example  $x'_t$

```

1 while True do
2    $diffs \leftarrow$  Get the positions of all different words between  $x$  and  $x'_t$ 
3   for  $i$  in  $diffs$  do
4      $x_{tmp} \leftarrow$  Replace  $w'_i$  in  $x'_t$  with  $w_i$ 
5      $s_i = Sim(x, x_{tmp})$ 
6      $choices.insert(i, s_i)$ 
7   end
8    $flag \leftarrow True$ 
9   Sort  $choices$  by  $s_i$  in the descending order
10  for  $i$  in  $choices$  do
11     $x_{tmp} \leftarrow$  Replace  $w'_i$  in  $x'_t$  with  $w_i$ 
12    if  $f(x_{tmp}) \neq f(x)$  then
13       $x'_t \leftarrow$  Replace  $w'_i$  in  $x'_t$  with  $w_i$ 
14       $flag \leftarrow False$ 
15      break
16    end
17  end
18  if  $flag = True$  then
19    break
20  end
21 end
22 return  $x'_t$ 

```

---

## B Algorithm 2

---

### Algorithm 2: HQA-Attack

---

**Input** : The original text  $x = [w_1, w_2, \dots, w_n]$ , the victim model  $f$ , the number of iteration  $T$ , the parameters  $r$  and  $k$

**Output** : The adversarial example  $x^*$

```

1 Obtain an example  $x'_1$  by initialization
2 if  $f(x'_1) = f(x)$  then
3   return
4 end
5  $t \leftarrow 1$ 
6 while  $t \leq T$  do
7   Update  $x'_t$  by substituting original words back
8   Sampling the updating order  $I$  according to Eq. (6)
9   for  $i$  in  $I$  do
10    Randomly sample  $r$  words from  $S(w_i)$  by Eq. (7) to obtain the transition word  $\bar{w}_i$ 
11    Randomly sample  $k$  words from  $S(\bar{w}_i)$  by Eq. (8) to obtain the updating direction  $u$ 
12    Attain  $\tilde{w}_i$  by  $u$ 
13    Update  $x'_{t+1}$  with  $\tilde{w}_i$ 
14  end
15  while  $f(x'_{t+1}) = f(x)$  do
16    Update  $x'_{t+1}$  with  $w'_i$  from  $x'_t$  in descending order of  $Sim(x, x'_{t+1}(w'_i))$ 
17  end
18 end
19 return the adversarial example  $x^*$  which has the highest semantic similarity with  $x$ 

```

---

## C Analysis of Computational Complexity and Query Numbers

In the following, we attempt to analyze the computational complexity and the number of queries for the main procedures of HQA-Attack, including Section 4.2 "Substituting original words back" and Section 4.3 "Optimizing the adversarial examples". Given the original example  $x$  and its initial adversarial example  $x'$ ,  $n$  represents the length of the original sample  $x$ .

### C.1 Analysis of Substituting Original Words Back

In the best case,  $x'$  only has one different word compared with  $x$ , so Alg. 1 (Appendix A) only calculates the cosine similarity once and queries the victim model once. In this case, the computational complexity is  $\mathcal{O}(1)$  and the number of queries is  $\mathcal{O}(1)$ .

In the worst case,  $x'$  has  $n$  different words with  $x$ , which means we will conduct  $n$  replacement iterations (Alg. 1 Line 1-Line 21). In this case, the number of calculating cosine similarity is  $n, n-1, \dots, 1$  from the 1-st to the  $n$ -th iteration, so the computational complexity is  $\frac{(n+1) \times n}{2} = \mathcal{O}(n^2)$ . And for the number of queries, there are two boundary cases. For Alg. 1 Line 10-Line 17, we may successfully replace the first word or replace the last word in *choices*. In the former case, the number of queries is  $n = \mathcal{O}(n)$ . In the latter case, the number of queries in each iteration is  $n, n-1, \dots, 1$  from the 1-st to the  $n$ -th iteration, so the number of queries is  $\frac{(n+1) \times n}{2} = \mathcal{O}(n^2)$ .

According to the above analysis, for Section 4.2, the overall computational complexity is  $\mathcal{O}(n^2)$  and the number of queries is  $\mathcal{O}(n^2)$ , where  $n$  is the length of the original sample  $x$ .

### C.2 Analysis of Optimizing the Adversarial Examples

Assume that  $r$  is the number of synonyms in finding the transition word,  $k$  is the number of synonyms in estimating the updating direction,  $C = |S(w_i)|$  is the synonym set size for  $w_i$ . For the sake of analysis, we assume the synonym set size of each word is the same.

In Section 4.3.1, the number of calculating cosine similarity is  $\mathcal{O}(n)$  and the number of queries is 0. Specifically,  $x'_t$  may have only one different word with the original sentence  $x$ , and also may have  $n$  different words, thus the corresponding computational complexity is  $\mathcal{O}(n)$ , where  $x'_t$  is the generated adversarial example through Section 4.2. And this step (Section 4.3.1) does not need to query the victim model.

In Section 4.3.2, the number of calculating cosine similarity is  $\mathcal{O}(n(r + k + C))$  and the number of queries is  $\mathcal{O}(n(r + C))$ . Specifically, In Alg. 2 (Appendix B) Line 9-Line 14, the number of  $I$  may be 1 or  $n$ . In each iteration (Alg. 2 Line 10-Line 13), for the first sub-step (Alg. 2 Line 10), we randomly select  $r$  synonyms to find the transition word, so the computational complexity is  $\mathcal{O}(r)$  and the number of queries is  $\mathcal{O}(r)$ . For the second sub-step (Alg. 2 Line 11), we randomly select  $k$  synonyms to obtain the updating direction, so the computational complexity is  $\mathcal{O}(k)$  and the number of queries is 0. In the third sub-step (Alg. 2 Line 12), we obtain  $\tilde{w}_i$  from  $S(w_i)$ , so the computational complexity is  $\mathcal{O}(C)$  and the number of queries is  $\mathcal{O}(C)$ . Furthermore, in the experiments, we set the size of the synonym set is 50, so  $r, k$  and  $C$  are all integers which are not greater than 50. Then both  $\mathcal{O}(n(r + k + C))$  and  $\mathcal{O}(n(r + C))$  can be simplified to  $\mathcal{O}(n)$ .

According to the above analysis, for Section 4.3, the overall computational complexity is  $\mathcal{O}(n)$  and the number of queries is  $\mathcal{O}(n)$ , where  $n$  is the length of the original sample  $x$ .

## D The Mechanism Analysis of HQA-Attack

We would like to attempt to analyze our method from the perspective of decision boundary. Specifically, HQA-Attack consists of three steps. First, HQA-Attack generates an adversarial example by initialization, which means that the adversarial example is outside the decision boundary associated with the original true label. Second, HQA-Attack deals with the adversarial example by substituting original words back, which means that the adversarial example is getting closer to the decision boundary, thus improving the semantic similarity and reducing the perturbation rate. Third, HQA-Attack further optimizes the adversarial example along the direction that can increase the semantic similarity, which means the adversarial example is further approaching the decision boundary. The first step

Table 8: One adversarial example can cause that different victim models make different mistakes or the same mistake.

Adversarial Example	Victim Model	Prediction
Witnesses to confront cali cartel <del>kingpin</del> ( <b>punisher</b> ) thirteen years into their probe, u.s. investigators have assembled a team of smugglers, accountants and associates to testify against colombian cartel <del>kingpin</del> ( <b>studs</b> ) gilberto rodriguez orejuela.	BERT WordCNN WordLSTM	Sports World Business
Boys 'cured' with gene therapy gene therapy can cure <del>children</del> ( <b>enfans</b> ) born with a condition that knocks out their natural defences against infection, mounting evidence shows.	BERT WordCNN WordLSTM	Sci/Tech Sci/Tech SCI/Tech

Table 9: Comparison of semantic similarity (Sim) and perturbation rate (Pert) with the budget limit of 1000 when attacking T5 and DeBERTa.

Model	Method	MR		AG		Yahoo		Yelp		IMDB	
		Sim(%)	Pert(%)	Sim(%)	Pert(%)	Sim(%)	Pert(%)	Sim(%)	Pert(%)	Sim(%)	Pert(%)
T5	TextHoaxer	65.7	12.463	67.3	14.702	64.7	7.735	77.5	8.532	83.3	6.477
	LeapAttack	60.0	17.240	65.7	17.697	62.9	9.704	76.3	10.348	83.7	7.087
	HQA-Attack	<b>73.0</b>	<b>11.846</b>	<b>76.8</b>	<b>11.365</b>	<b>69.0</b>	<b>10.428</b>	<b>84.1</b>	<b>7.514</b>	<b>87.0</b>	<b>6.142</b>
DeBERTa	TextHoaxer	66.6	12.251	63.3	17.385	66.0	9.360	68.6	13.798	78.1	10.153
	LeapAttack	60.9	17.853	62.7	20.289	64.1	11.221	68.8	15.370	78.7	11.018
	HQA-Attack	<b>73.8</b>	<b>11.460</b>	<b>75.0</b>	<b>13.019</b>	<b>72.2</b>	<b>10.051</b>	<b>78.9</b>	<b>11.749</b>	<b>84.3</b>	<b>9.963</b>

determines whether the adversarial example can fool the model and trigger the wrong prediction. The last two steps determine the quality of the adversarial example.

In general, different victim models have different decision boundaries, but they share the same label space. Therefore, one adversarial example can cause that different victim models make different mistakes or same mistakes. We list two adversarial examples generated by HQA-Attack with the ture label “world” on the AG dataset in the Table 8, and the substitute words are indicated by parentheses. According to the results, we can get that the first example shows that different victim models can make different mistakes, and the second example shows that different victim models can make the same mistake.

## E Dataset Description

The detailed dataset description is as follows.

- **MR** [30] is a movie review dataset for binary sentiment classification.
- **AG’s News** [44] is a news topic classification dataset of four categories.
- **Yahoo** [44] is a question-and-answer topic classification dataset.
- **IMDB** [24] is a movie review dataset for binary sentiment but each review is longer than MR.
- **Yelp** [44] is a binary sentiment classification dataset.
- **SNLI** [3] is a dataset based on Amazon Mechanical Turk collected for natural language inference.
- **MNLI** [35] is one of the largest corpora available for natural language inference.
- **mMNLI** [35] is a variant of the MNLI dataset with mismatched premise and hypotheses pairs.

## F Attack Advanced Victim Models

We take two advanced natural language processing models as victim models: T5 [32] and DeBERTa [13], and set the query budget to 1000. We select 1000 examples from each of sentence-level datasets

(MR, AG and Yahoo) and 500 examples from document-level datasets (Yelp and IMDB). From Table 9, it can be seen that HQA-Attack still outperforms other strong baselines, which further verifies the superiority of HQA-Attack.

## G Parameter Investigation

We investigate the impact of the parameters  $r$  and  $k$  in HQA-Attack on different text classification datasets. We select the WordLSTM as the victim model and set the query budget to 1000. In terms of parameter  $r$ , as shown in Table 10, when the  $r$  value is set in the range  $[3, 5, 7, 9]$ , the performance of HQA-Attack has only a slight fluctuation in semantic similarity and perturbation rate. In terms of parameter  $k$ , as shown in Table 11, when the  $k$  value is set in the range  $[5, 10, 15]$ , the results of HQA-Attack remain nearly constant. These results show that the stability and robustness of HQA-Attack are reliable.

Table 10: The adversarial attack performance of HQA-Attack with different  $r$  values when attacking WordLSTM on different text classification datasets.

$r$	MR		AG		Yahoo		Yelp		IMDB	
	Sim(%)	Pert(%)	Sim(%)	Pert(%)	Sim(%)	Pert(%)	Sim(%)	Pert(%)	Sim(%)	Pert(%)
3	73.9	11.486	75.3	11.283	73.9	6.645	86.7	5.786	91.7	3.198
5	74.2	11.341	75.5	11.378	74.1	6.655	86.9	5.833	92.0	3.197
7	74.0	11.723	75.7	11.510	74.2	6.942	86.8	5.990	91.9	3.176
9	74.1	11.697	75.7	11.728	74.2	7.046	86.6	6.032	91.9	3.226

Table 11: The adversarial attack performance of HQA-Attack with different  $k$  values when attacking WordLSTM on different text classification datasets.

$k$	MR		AG		Yahoo		Yelp		IMDB	
	Sim(%)	Pert(%)	Sim(%)	Pert(%)	Sim(%)	Pert(%)	Sim(%)	Pert(%)	Sim(%)	Pert(%)
5	74.2	11.341	75.5	11.378	74.1	6.655	86.9	5.833	92.0	3.197
10	74.2	11.226	75.6	11.359	74.2	6.681	86.7	5.821	91.9	3.170
15	74.1	11.414	75.7	11.487	74.4	6.683	86.8	5.859	91.9	3.142

## H Experiments with BERT-Based Synonyms

Inspired by [23], we modify our method with BERT-based synonyms to attack the WordCNN model. From the results in Table 12 and Table 2 in the main body of the paper, it can be seen that BERT-based synonyms are competitive with counter-fitting word vector based synonyms.

Table 12: Experiments with BERT-based synonyms when attacking WordCNN.

Dataset	MR	AG	Yahoo	Yelp	IMDB
Sim(%)	73.4	81.3	82.6	87.9	92.2
Pert(%)	11.856	10.798	6.071	6.249	3.740

## I The Word Back-Substitution Strategy

For the word back-substitution strategy, HQA-Attack is different from previous methods. Specifically, as shown in Alg. 1 (Appendix A), after replacing one original word successfully (Line 12-Line 13), our method can make the  $flag = \text{False}$  (Line 14) and break out of the current loop (Line 15), where the current loop is from Line 10 to Line 17. Furthermore, as the  $flag = \text{False}$ , our method will continue the outer loop and recompute the order, where the outer loop is from Line 1 to Line 21. By replacing the best original word in each iteration, HQA-Attack can make the intermediate generated adversarial example have the highest semantic similarity with the original example.

We conduct experiments to verify the effectiveness of our proposed word back-substitution strategy. Specifically, we use our proposed word back-substitution strategy to replace the original word back-substitution strategy in LeapAttack to attack the WordCNN model. (Original) means the original method, and (Improved) means the method with our proposed word back-substitution strategy. The results in Table 13 show that our proposed word back-substitution strategy can improve the semantic similarity and reduce the perturbation rate successfully.

Table 13: Effectiveness of the word back-substitution strategy.

Method	MR		AG		Yahoo		Yelp		IMDB	
	Sim(%)	Pert(%)	Sim(%)	Pert(%)	Sim(%)	Pert(%)	Sim(%)	Pert(%)	Sim(%)	Pert(%)
LeapAttack (Original)	63.2	14.016	72.0	12.827	74.3	7.842	80.1	8.816	89.7	3.886
LeapAttack (Improved)	65.3	13.809	74.8	12.013	74.6	7.623	81.5	8.120	90.8	3.796

## J Case Study

In Table 14, we list some adversarial examples generated by HQA-Attack on MR, AG and SNLI datasets. Take the first adversarial example in Table 14 as an example, just replacing the word “enamored” with “enthralled” can change the prediction from “negative” to “positive”, which demonstrates that HQA-Attack can generate a high-quality black-box hard-label adversarial example with only a simple modification.

Table 14: Adversarial examples generated by HQA-Attack in different datasets against the BERT model. The substituted original word is in the strike-through format, and the replacement is the following one.

Adversarial Example	Change of prediction
<b>MR:</b> Davis is so <del>enamored</del> ( <b>enthralled</b> ) of her own creation that she can’t see how insufferable the character is.	Negative → Positive
<b>AG:</b> Turkey unlikely to join EU before 2015: commissioner verheugen (afp) afp - turkey is unlikely to join the <del>european</del> ( <b>euro</b> ) union before 2015, EU <del>enlargement</del> ( <b>growth</b> ) commissioner guenter verheugen said in an interview.	World → Business
<b>SNLI:</b> Families with strollers waiting in front of a carousel. [ <i>Premise</i> ] Families have some dogs in <del>front</del> ( <b>fore</b> ) of a carousel. [ <i>Hypothesis</i> ]	Contradiction → Neutral

## K Discussion and Potential Application Scenarios

In the adversarial attack domain, some researchers have a point that the real-world adversarial attacks do not need the complicated pipeline to craft adversarial samples that are so-called high-quality and imperceptible [5; 41]. This point may be reasonable in security, but it is not applicable in data augmentation, evaluation, explainability and so on.

We would like to discuss the detailed differences between the method in [5] and HQA-Attack. The method in [5] mainly focuses on how to fool the model (security), and its main goal is to reconsider the goal of attackers and reformalize the task of textual adversarial attack in security scenarios. But their generated adversarial samples seem not suitable for other tasks like data augmentation. Different from [5], the goal of our work is to generate high-quality adversarial samples to assess and improve the robustness of models. The overall idea includes two steps. (1) Using black-box attacks better simulates the conditions under which an actual attacker might operate, leading to more accurate evaluation of the model robustness. (2) Leveraging the high-quality adversarial samples generated by black-box attacks to improve the model robustness. In summary, our work aims to enhance model performance by creating high-quality adversarial samples examples, and it has overlaps with security in the first step.

Here we list some potential applications of our method. (1) Generating robust training data: Adversarial text examples can be used to generate robust training data. By introducing adversarial perturbations

to clean text data, models can learn to be more robust and generalize better to real-world scenarios. (2) Model robustness evaluation: Adversarial text examples are used to test the robustness of NLP models. By generating inputs that are intentionally designed to confuse or mislead the model, researchers can identify weaknesses in natural language processing algorithms. (3) Defense mechanism development: Adversarial text examples are used to develop and evaluate defense mechanisms for NLP models. These mechanisms aim to make models more resilient to adversarial attacks, ensuring their reliability in real-world applications.

## L Broader Impacts and Limitations

In this paper, we propose a simple yet effective black-box hard-label textual adversarial attack method, namely HQA-Attack.

**Broader Impacts.** This work is likely to increase the progress of adversarial learning and drive the development of advanced defense mechanisms for various language models. Our work highlights the vulnerability of language models, and there is still no effective defense strategy against this attack. Indeed, there is a possibility that HQA-Attack might be employed improperly to attack some NLP systems. However, we believe that by raising awareness about the model vulnerability, HQA-Attack will encourage the development of defense mechanisms. We hope that people in the NLP community can be responsible for their systems, and HQA-Attack can contribute positively in the system robustness aspect.

**Limitations.** HQA-Attack does not modify the length of adversarial examples. Different from BERT-based methods [23; 10; 21] which leverage the confidence score and can change the adversarial example length, HQA-Attack only utilizes the predicted label and the synonym set to guide the attack. We believe that generating adversarial examples with variable lengths in the black-box hard-label scenarios is a potential research direction. In addition, we plan to investigate the theoretical underpinnings of HQA-Attack in the future work.

## References

- [1] Moustafa Alzantot, Yash Sharma, Ahmed Elgohary, Bo-Jhang Ho, Mani B. Srivastava, and Kai-Wei Chang. Generating natural language adversarial examples. In *EMNLP*, pages 2890–2896, 2018.
- [2] Michal Bednarek, Michal R. Nowicki, and Krzysztof Walas. HAPTR2: improved haptic transformer for legged robots’ terrain classification. *Robotics and Autonomous Systems*, 158:104236, 2022.
- [3] Samuel R. Bowman, Gabor Angeli, Christopher Potts, and Christopher D. Manning. A large annotated corpus for learning natural language inference. In *EMNLP*, pages 632–642, 2015.
- [4] Daniel Cer, Yinfei Yang, Sheng-yi Kong, Nan Hua, Nicole Limtiaco, Rhomni St. John, Noah Constant, Mario Guajardo-Cespedes, Steve Yuan, Chris Tar, Brian Strope, and Ray Kurzweil. Universal sentence encoder for english. In *EMNLP*, pages 169–174, 2018.
- [5] Yangyi Chen, Hongcheng Gao, Ganqu Cui, Fanchao Qi, Longtao Huang, Zhiyuan Liu, and Maosong Sun. Why should adversarial perturbations be imperceptible? rethink the research paradigm in adversarial NLP. In *EMNLP*, pages 11222–11237, 2022.
- [6] Minhao Cheng, Jinfeng Yi, Pin-Yu Chen, Huan Zhang, and Cho-Jui Hsieh. Seq2sick: Evaluating the robustness of sequence-to-sequence models with adversarial examples. In *AAAI*, pages 3601–3608. AAAI, 2020.
- [7] Yong Cheng, Lu Jiang, and Wolfgang Macherey. Robust neural machine translation with doubly adversarial inputs. In *ACL*, pages 4324–4333. ACL, 2019.
- [8] Jacob Devlin, Ming-Wei Chang, Kenton Lee, and Kristina Toutanova. BERT: pre-training of deep bidirectional transformers for language understanding. In *NAACL*, pages 4171–4186, 2019.
- [9] Javid Ebrahimi, Anyi Rao, Daniel Lowd, and Dejing Dou. Hotflip: White-box adversarial examples for text classification. In *ACL*, pages 31–36, 2018.
- [10] Siddhant Garg and Goutham Ramakrishnan. BAE: bert-based adversarial examples for text classification. In Bonnie Webber, Trevor Cohn, Yulan He, and Yang Liu, editors, *EMNLP*, pages 6174–6181, 2020.

- [11] Ian J. Goodfellow, Jonathon Shlens, and Christian Szegedy. Explaining and harnessing adversarial examples. In *ICLR*, 2015.
- [12] Chuan Guo, Alexandre Sablayrolles, Hervé Jégou, and Douwe Kiela. Gradient-based adversarial attacks against text transformers. In *EMNLP*, pages 5747–5757, 2021.
- [13] Pengcheng He, Xiaodong Liu, Jianfeng Gao, and Weizhu Chen. Deberta: decoding-enhanced bert with disentangled attention. In *ICLR*, 2021.
- [14] Sepp Hochreiter and Jürgen Schmidhuber. Long short-term memory. *Neural Computation*, pages 1735–1780, 1997.
- [15] Yu-Lun Hsieh, Minhao Cheng, Da-Cheng Juan, Wei Wei, Wen-Lian Hsu, and Cho-Jui Hsieh. On the robustness of self-attentive models. In *ACL*, pages 1520–1529. ACL, 2019.
- [16] Junjie Hu, Hiroaki Hayashi, Kyunghyun Cho, and Graham Neubig. DEEP: denoising entity pre-training for neural machine translation. In *ACL*, pages 1753–1766, 2022.
- [17] Di Jin, Zhijing Jin, Joey Tianyi Zhou, and Peter Szolovits. Is BERT really robust? A strong baseline for natural language attack on text classification and entailment. In *AAAI*, pages 8018–8025, 2020.
- [18] Yoon Kim. Convolutional neural networks for sentence classification. In *EMNLP*, pages 1746–1751, 2014.
- [19] Thai Le, Noseong Park, and Dongwon Lee. SHIELD: defending textual neural networks against multiple black-box adversarial attacks with stochastic multi-expert patcher. In *ACL*, pages 6661–6674, 2022.
- [20] Deokjae Lee, Seungyong Moon, Junhyeok Lee, and Hyun Oh Song. Query-efficient and scalable black-box adversarial attacks on discrete sequential data via bayesian optimization. In *ICML*, pages 12478–12497, 2022.
- [21] Dianqi Li, Yizhe Zhang, Hao Peng, Liqun Chen, Chris Brockett, Ming-Ting Sun, and Bill Dolan. Contextualized perturbation for textual adversarial attack. In *NAACL*, pages 5053–5069, 2021.
- [22] Jinfeng Li, Shouling Ji, Tianyu Du, Bo Li, and Ting Wang. Textbugger: Generating adversarial text against real-world applications. In *NDSS*, 2019.
- [23] Linyang Li, Ruotian Ma, Qipeng Guo, Xiangyang Xue, and Xipeng Qiu. BERT-ATTACK: adversarial attack against BERT using BERT. In *EMNLP*, pages 6193–6202, 2020.
- [24] Andrew L. Maas, Raymond E. Daly, Peter T. Pham, Dan Huang, Andrew Y. Ng, and Christopher Potts. Learning word vectors for sentiment analysis. In *ACL*, pages 142–150, 2011.
- [25] Rishabh Maheshwary, Saket Maheshwary, and Vikram Pudi. Generating natural language attacks in a hard label black box setting. In *AAAI*, pages 13525–13533, 2021.
- [26] Rishabh Maheshwary, Saket Maheshwary, and Vikram Pudi. A strong baseline for query efficient attacks in a black box setting. In *EMNLP*, pages 8396–8409, 2021.
- [27] Zhao Meng and Roger Wattenhofer. A geometry-inspired attack for generating natural language adversarial examples. In *COLING*, pages 6679–6689, 2020.
- [28] Luiz Henrique Mormille, Clifford Broni-Bediako, and Masayasu Atsumi. Regularizing self-attention on vision transformers with 2d spatial distance loss. *Artif. Life Robotics*, 27(3):586–593, 2022.
- [29] Nikola Mrksic, Diarmuid Ó Séaghdha, Blaise Thomson, Milica Gasic, Lina Maria Rojas-Barahona, Pei-Hao Su, David Vandyke, Tsung-Hsien Wen, and Steve J. Young. Counter-fitting word vectors to linguistic constraints. In *NAACL*, pages 142–148, 2016.
- [30] Bo Pang and Lillian Lee. Seeing stars: Exploiting class relationships for sentiment categorization with respect to rating scales. In *ACL*, pages 115–124, 2005.
- [31] Alec Radford, Jeffrey Wu, Rewon Child, David Luan, Dario Amodei, Ilya Sutskever, et al. Language models are unsupervised multitask learners. *OpenAI blog*, 1(8):9, 2019.
- [32] Colin Raffel, Noam Shazeer, Adam Roberts, Katherine Lee, Sharan Narang, Michael Matena, Yanqi Zhou, Wei Li, and Peter J. Liu. Exploring the limits of transfer learning with a unified text-to-text transformer. *Journal of Machine Learning Research*, 21:140:1–140:67, 2020.

- [33] Amit Seker, Elron Bandel, Dan Bareket, Idan Brusilovsky, Refael Shaked Greenfeld, and Reut Tsarfaty. Alephbert: Language model pre-training and evaluation from sub-word to sentence level. In *ACL*, pages 46–56, 2022.
- [34] James Tu, Mengye Ren, Sivabalan Manivasagam, Ming Liang, Bin Yang, Richard Du, Frank Cheng, and Raquel Urtasun. Physically realizable adversarial examples for lidar object detection. In *CVPR*, pages 13713–13722, 2020.
- [35] Adina Williams, Nikita Nangia, and Samuel R. Bowman. A broad-coverage challenge corpus for sentence understanding through inference. In *NAACL*, pages 1112–1122, 2018.
- [36] Haiping Wu, Bin Xiao, Noel Codella, Mengchen Liu, Xiyang Dai, Lu Yuan, and Lei Zhang. Cvt: Introducing convolutions to vision transformers. In *ICCV*, pages 22–31, 2021.
- [37] Wei Wu, Hao Chang, Yonghua Zheng, Zhu Li, Zhiwen Chen, and Ziheng Zhang. Contrastive learning-based robust object detection under smoky conditions. In *CVPR*, pages 4294–4301, 2022.
- [38] Cihang Xie, Jianyu Wang, Zhishuai Zhang, Yuyin Zhou, Lingxi Xie, and Alan L. Yuille. Adversarial examples for semantic segmentation and object detection. In *ICCV*, pages 1378–1387, 2017.
- [39] Muchao Ye, Jinghui Chen, Chenglin Miao, Ting Wang, and Fenglong Ma. Leapattack: Hard-label adversarial attack on text via gradient-based optimization. In *KDD*, pages 2307–2315, 2022.
- [40] Muchao Ye, Chenglin Miao, Ting Wang, and Fenglong Ma. Textthoaxer: Budgeted hard-label adversarial attacks on text. In *AAAI*, pages 3877–3884, 2022.
- [41] Kan Yuan, Di Tang, Xiaojing Liao, Xiaofeng Wang, Xuan Feng, Yi Chen, Menghan Sun, Haoran Lu, and Kehuan Zhang. Stealthy porn: Understanding real-world adversarial images for illicit online promotion. In *IEEE S&P*, pages 952–966, 2019.
- [42] Yuan Zang, Fanchao Qi, Chenghao Yang, Zhiyuan Liu, Meng Zhang, Qun Liu, and Maosong Sun. Word-level textual adversarial attacking as combinatorial optimization. In *ACL*, pages 6066–6080, 2020.
- [43] Zhiyuan Zeng and Deyi Xiong. An empirical study on adversarial attack on NMT: languages and positions matter. In *ACL*, pages 454–460, 2021.
- [44] Xiang Zhang, Junbo Jake Zhao, and Yann LeCun. Character-level convolutional networks for text classification. In *NeurIPS*, pages 649–657, 2015.
- [45] Yi Zhou, Xiaoqing Zheng, Cho-Jui Hsieh, Kai-Wei Chang, and Xuanjing Huang. Defense against synonym substitution-based adversarial attacks via dirichlet neighborhood ensemble. In *ACL*, pages 5482–5492, 2021.