

Magnetic field of gas giant exoplanets and its influence on the retention of their exomoons

XING WEI (魏星)¹ AND D.N.C. LIN (林潮)^{2,3}

¹*Institute for Frontier in Astronomy and Astrophysics, Department of Astronomy, Beijing Normal University, Beijing, China*

²*Department of Astronomy and Astrophysics, UCSC, Santa Cruz, USA*

³*Institute for Advanced Studies, Tsinghua University, Beijing, China*

ABSTRACT

We study the magnetic and tidal interactions of a gas-giant exoplanet with its host star and with its exomoons, and focus on their retention. We briefly revisit the scaling law for planetary dynamo in terms of its mass, radius and luminosity. Based on the virial theorem, we construct an evolution law for planetary magnetic field and find that its initial entropy is important for the field evolution of a high-mass planet. We estimate the magnetic torques on orbit arising from the star-planet and planet-moon magnetic interactions, and find that it can compensate tidal torques and bypass frequency valleys where dynamical-tidal response is ineffective. For exomoon's retention we consider two situations. In the presence of a circumplanetary disk (CPD), by comparison between CPD's inner and outer radii, we find that planets with too strong magnetic fields or too small distance from its host star tend not to host exomoons. During the subsequent CPD-free evolution, we find, by comparison between planet's spindown and moon's migration timescales, that hot Jupiters with periods of several days are unlikely to retain large exomoons, albeit they could be surrounded by rings from the debris of tidally disrupted moons. In contrast, moons, if formed around warm or cold Jupiters, could be preserved. Finally, we estimate the radio power and flux density due to the star-planet and planet-moon magnetic interactions and give the upper limit of detection distance by FAST.

1. INTRODUCTION

Planetary or stellar magnetic fields influence the structure of surrounding circumstellar and circumplanetary disks during their infancy, their rates of mass and angular momentum loss throughout their life span, and their dynamical interaction with their companions. These fields are generated by the dynamo action in their convective regions. Thermal convection drives the motion of conducting fluid which interacts with the magnetic field lines to induce new lines to offset magnetic diffusion, i.e. the dynamo action. The dynamo model was initially proposed by Larmor (1919) to interpret the solar magnetic fields. This model was later applied to geomagnetism by Bullard & Gellman (1954). The dynamo theory, especially how turbulent motion generates magnetic fields, was discussed in detail by Moffatt (1978) and Krause & Rädler (1980). These theoretical constructs were followed by several numerical simulations of kinematic dynamos (Gubbins 1972; Galloway &

Proctor 1992; Wei et al. 2012; Wei 2014). In these kinematic dynamo simulations, the growth of magnetic field is computed for a given (assumed) fluid velocity in the absence of the back reaction of magnetic field on fluid motion. The first three-dimensional (3D) self-sustained dynamos were numerically simulated by Glatzmaier & Roberts (1995). This simulation includes the magnetic feedback on the flow. Subsequently, several follow-up 3D numerical dynamo simulations were carried out (Rotvig & Jones 2002; Christensen & Aubert 2006; Wei 2018).

Due to the enormous computational challenges in the range of spacial and temporal scales, it is not possible to carry out simulations with appropriate magnitude for the relevant physical quantities. In all the simulations, some gross approximations have to be introduced. They are usually carried out with some manageable, but unrealistic, adopted model parameters. For example, the real Ekman number (ratio of rotational timescale to viscous timescale) in the Earth's core is at the order of 10^{-15} . But, the smallest Ekman number can be achieved in the most recent geodynamo simulations, is at the order of 10^{-7} . For Jovian dynamo, in addition to Jupiter's fast rotation and small viscosity, the electric conductivity in its interior varies over orders of magnitude. All

of these properties add to the technical difficulties for the numerical studies of planetary dynamo. In order to link the results obtained with artificial numerical models to actual planetary contexts, it is necessary to find a scaling law (Christensen & Aubert 2006; Jones 2014). Such extrapolation has been applied to the planets in the present-day solar system (Christensen et al. 2009; Davidson 2013) and the evolution of exoplanets (Reiners & Christensen 2010). A summary of some scaling laws can be found in Christensen (2010). On the other hand, the internal structure of planets, especially gas giant planets, has evolved considerably since the epoch of their formation, and the initial entropy is found to have an impact on the structure evolution of a high-mass planet (Marley et al. 2007), which might influence the field evolution. In this paper we derive a scaling law and an evolution law of planetary magnetic field in a more rigorous way and then apply it to young planets.

The star-planet or planet-moon magnetic interaction plays an important role in the orbital dynamics, especially at the young age when stellar and planetary fields are strong (Zarka 2007; Laine et al. 2008; Strugarek et al. 2017). With the estimated magnetic fields, we can interpret moon’s orbital migration in a circumplanetary disk and find the possibility for the retention of exomoons around the different host planets. We can also estimate the radio emissions due to the star-planet or planet-moon magnetic interaction.

The paper is structured as follows. In §2 we derive the scaling law for planetary dynamo (§2.1), find the evolution law and estimate the magnetic field of young gas giant planets with different mass (§2.2). In §3 we discuss the various magnetic interactions in a star-planet or planet-moon system (§3.1), summarize all the magnetic and tidal torques (§3.2), and compare their relative strength (§3.3). In §4 we apply the tidal and magnetic torques to the retention of exomoons in a close system by comparison between the inner and outer radii of circumplanetary disk (§4.1) and between planet’s spindown and moon’s migration timescales (§4.2). In §5 we estimate the radio power and flux density due to star-planet and planet-moon magnetic interactions and give the upper limit of detection distance by FAST. In §6 some discussions are given.

2. MAGNETIC FIELD OF A GAS GIANT PLANET

In this section we discuss the planetary dynamo and planetary field evolution.

2.1. Planetary field dynamo

In this subsection we estimate the planetary magnetic field in terms of mass, radius and luminosity. Here we

briefly summarize the results and the details can be found in Appendix A. In the first place, we derive the total energy equation to find the power balance, i.e., buoyancy power \sim ohmic dissipation rate. Next by the two-scale analysis on the length scale of magnetic field, we derive the energy equipartition, i.e., magnetic energy \sim buoyancy energy. According to the standard mixing length theory, buoyancy energy \sim kinetic energy. Eventually, we estimate the convective velocity and mixing length by the Lane-Emden equation and find the magnetic energy as a function of mass, radius and luminosity

$$\langle B^2/\mu \rangle \approx 0.115 M^{1/3} R^{-7/3} L^{2/3}. \quad (1)$$

Magnetic energy arises from thermal convection on short timescale and thermal convection arises from gravitational contraction on long timescale. Gravitational contraction leads to luminosity (see the next section). Equation (1) reveals the relation between magnetic energy and luminosity. This estimation yields Jupiter’s volume-averaged field $\langle B \rangle \approx 70$ gauss, where Jupiter’s intrinsic luminosity is 4.60×10^{24} erg/s (Li et al. 2018). The dynamo simulations suggest that $\langle B \rangle \approx 7B_{dip}$ where B_{dip} is dipole field at surface of dynamo region (Christensen et al. 2009). Therefore, our estimation is in good agreement with Jupiter’s present dipole field ≈ 10 gauss. The estimation (1) is what we will use in the next section.

2.2. Planetary field evolution

In this subsection we study the evolution of magnetic field of gas giant planets with different mass. We apply the virial theorem to the evolution of gas giant planet. For a polytropic gas, the relation of gravitational potential energy and internal energy is $E_g = -(3/n)E_i$ (Chandrasekhar 1939). With a non-uniform density profile, the gravitational potential energy reads $E_g = -3GM^2/(5-n)R$.

In a planet in the absence of nuclear reaction, its luminosity is the rate of total energy $L = -d(E_g + E_i)/dt = -(3-n)/(5-n)(GM^2)/R^2(dR/dt)$ where the prefactor $(3-n)/(5-n)$ is $0.43 \sim 0.5$ for $n = 1 \sim 1.5$. Then we simply assume that the evolution of planet radius follows a power law $R \propto t^{-\gamma}$, and inserting it into the luminosity expression we readily obtain $L \propto M^2 t^{\gamma-1}$. Usually γ is a small number, e.g., for $1 M_J$ $\gamma \approx 0.044$ fitted from the numerical results in Marley et al. (2007), and thus $L \propto M^2 t^{-1}$ which is in good agreement with the numerical simulations (Burrows et al. 1997).

Inserting the evolution of radius and of luminosity into the estimation (1), we obtain the evolution of magnetic field

$$\langle B \rangle \propto M^{5/6} t^{(3/2)\gamma-1/3} \propto M^{5/6} t^{-0.267} \quad (2)$$

where $\gamma \approx 0.044$ of a low-mass planet is used. Nowadays Jupiter's surface dipole field at 4.6 Gyr is about 10 gauss at poles. We then use the evolution law (2) to extrapolate Jupiter's surface dipole field at the two young ages, one at 2 Myr when the protoplanetary disk has a significant impact on dynamics and the other at 10 Myr when the protoplanetary disk almost disappears. The results are $B_{dip} \approx 80$ gauss at 2 Myr and $B_{dip} \approx 50$ gauss at 10 Myr.

Our evolution law shows that magnetic field depends on mass. Moreover, different mass leads to different tracks of planetary evolution (Marley et al. 2007; Fortney & Nettelmann 2009), and consequently different field strength. On the other hand, although the initial condition for planetary evolution is eventually forgotten, the planetary evolution at young age greatly depends on the initial condition, namely whether a hot start with a high entropy or a cold start with a low entropy due to the different core-accretion formation models (in the former heat release by accretion shock is transferred to planet interior whereas in the latter heat is radiated away).

For 1 M_J the two initial conditions lead to almost the same evolution tracks. But for higher mass the evolution tracks with a hot versus cold start differ more. Therefore, the dipole field and dipole moment of young planets are primarily determined by mass and the initial condition for evolution. Since the initial entropy does not influence the evolution track of a low-mass planet, we use 1 M_J as reference to estimate magnetic field of 1 M_J at different age, and then use (1) with the numerical results in Marley et al. (2007) to estimate magnetic field of high-mass planets.

Table 1 shows the magnetic field of planets with 1 M_J , 4 M_J and 10 M_J at 2 Myr, 10 Myr and 5 Gyr for the two initial conditions (we do not need to list the two initial conditions for 1 M_J because they yield the same results). Clearly, *a larger mass and the hot start correspond to stronger magnetic field*. At 2 Myr, a 10 M_J planet has a magnetic field as high as ~ 400 gauss with the hot start. But with the cold start, it is ~ 100 gauss. Moreover, *magnetic field decays much sharper with the hot start than with the cold start*. Reiners & Christensen (2010) uses the evolution model with the hot start results in (Burrows et al. 1997) to estimate dipole field and their results are comparable to ours.

3. TIDAL AND MAGNETIC INTERACTIONS IN STAR-PLANET AND PLANET-MOON SYSTEMS

In this section we discuss the various magnetic interactions and torques, and then list all the tidal and magnetic torques in the star-planet and planet-moon systems.

3.1. Star-planet or planet-moon magnetic interactions

In this subsection we estimate the magnetic torque on orbit arising from star-planet or planet-moon magnetic interaction. The star-planet magnetic interaction consists of three types (Zarka 2007): the interaction of unmagnetized stellar wind and planetary field, the interaction of stellar dipole field and planetary dipole field (i.e., the dipole-dipole interaction) (Strugarek et al. 2015; Strugarek 2016; Strugarek et al. 2017) and the interaction of stellar field and orbital motion of unmagnetized planet (i.e., the unipolar induction) (Goldreich & Lynden-Bell 1969; Laine et al. 2008; Laine & Lin 2012). In addition to these three types, the misaligned field and rotation of host star also leads to the time-dependent magnetic interaction with its planet (Laine et al. 2008), which is relatively weak and will not be studied in this paper. The planet-moon magnetic interaction consists of two types: the dipole-dipole interaction (e.g., Jupiter-Ganymede) and the unipolar interaction (e.g., Jupiter-Io).

3.1.1. Star-planet dipole-dipole interaction

We now consider the star-planet magnetic torque for the first two interactions, namely the interaction of unmagnetized stellar wind and planetary field and the dipole-dipole interaction. We use a unified empirical formula for the both magnetic torques (Strugarek et al. 2015), $\Gamma \approx C_d \cdot a \cdot A_{\text{obs}} \cdot P_t$, where C_d is the drag coefficient, a is the orbital radius, $A_{\text{obs}} = \pi R_{\text{obs}}^2$ is the obstacle area, and P_t is the stellar total pressure at the obstacle radius R_{obs} . The drag coefficient is expressed as $C_d \approx M_a / \sqrt{1 + M_a^2}$ (Zarka 2007), where M_a is the Alfvén Mach number $M_a = v/v_a$. Here v is the relative velocity $v = |\omega_p - \Omega_\star|a$ where ω_p is planet's orbital frequency and Ω_\star star's rotation frequency, and $v_a = B_\star(R_\star/a)^3 / \sqrt{\mu m_p N}$ is the Alfvén velocity where N is the plasma number density, m_p the proton mass and μ the magnetic permeability.

For an illustrative estimate, we take the typical values for a close-in star-planet system, i.e., $a=0.05$ au, $M_\star = M_\odot$ and the rotation period ($2\pi/\Omega_\star$) of a young star about 3 days. We then readily obtain $v = |\omega_p - \Omega_\star|a \approx 50$ km/s. We take stellar dipole field $B_\star \approx 1500$ gauss (Yu et al. 2017) and $R_\star \approx 2R_\odot$. The mass loss rate $\dot{M}_\star = 4\pi a^2 N m_p v$ evolves roughly as t^{-2} (Wood et al. 2002, 2005), e.g., the solar mass loss rate at present is $\sim 10^{12}$ g/s. We assume that the wind velocity keeps about 400 km/s (this assumption is valid in Parker's model) so that density also evolves as t^{-2} and scales with distance as a^{-2} . The density can be estimated as

$$N = 5(t/4.6\text{Gyr})^{-2}(a_p/1\text{au})^{-2}\text{cm}^{-3}. \quad (3)$$

	1 M_J	4 M_J cold	4 M_J hot	10 M_J cold	10 M_J hot
2 Myr	79	102	273	118	438
10 Myr	51	87	155	110	342
5 Gyr	10	13	13	26	26

Table 1. Magnetic field (gauss) for different mass and age with different initial condition.

At present $N \approx 5 \text{ cm}^{-3}$ at 1 au, and density can be estimated from \dot{M}_\star scaled to a young age, say, 5 Myr, $N \approx 1.7 \times 10^9 \text{ cm}^{-3}$ at 0.05 au. As a result $v_a \approx 500 \text{ km/s}$, $M_a \approx 0.1$ and $C_d \approx 0.1$.

The obstacle radius is determined by the balance between P_t and the planetary magnetic pressure, $P_t \approx [B_p(R_p/R_{\text{obs}})^3]^2/\mu$. P_t is the sum of the stellar-wind thermal pressure, the stellar-wind kinetic pressure $P_k = Nm_p v^2$ and the stellar magnetic pressure $P_m = [B_\star(R_\star/a)^3]^2/\mu$. In the first interaction, namely the interaction of unmagnetized stellar wind and planetary field, $P_m \approx 0$, such that we choose $P_t \approx P_k$. In the second interaction, namely the dipole-dipole interaction, the numerical result (Strugarek 2016) shows magnetic pressure dominates over kinetic pressure, such that we choose $P_t \approx P_m$. At young age of a star-planet system, stellar field ≈ 1500 gauss and planetary field ≈ 100 gauss as estimated in the last subsection, and thus $P_m \gg P_k$, namely the dipole-dipole interaction dominates over stellar-wind-planet-field interaction. For the dipole-dipole interaction, by $[B_\star(R_\star/a)^3]^2/\mu \approx [B_p(R_p/R_{\text{obs}})^3]^2/\mu$ to derive $R_{\text{obs}} \approx R_p(B_p/B_\star)^{1/3}(a/R_\star)$. We insert the typical values: $a = 0.05 \text{ au}$, $R_\star = 2R_\odot$, $B_\star \approx 1500$ gauss and $B_p \approx 100$ gauss, and then obtain the obstacle radius $R_{\text{obs}} \approx 2.2R_p$. Consequently, we derive the magnetic torque due to the dipole-dipole interaction

$$\begin{aligned} \Gamma_{\star p}^m &\approx \pi C_d (B_\star^2/\mu) a R_{\text{obs}}^2 (R_\star/a)^6 \\ &\approx \pi C_d (B_\star^2/\mu) a R_p^2 (B_p/B_\star)^{2/3} (R_\star/a)^4. \end{aligned} \quad (4)$$

Here the subscript \star denotes star (primary) and p planet (secondary), and the superscript m magnetic torque.

3.1.2. Star-planet unipolar interaction

We next consider the star-planet magnetic torque in the third interaction, namely the unipolar induction. The electric field induced by the planet's orbital motion on the stellar field is $E = v B_\star (R_\star/a)^3$ where v is the relative velocity as before, the voltage imposed on the planet is $V = E \cdot 2R_{\text{obs}} = 2v B_\star (R_\star/a)^3 R_{\text{obs}}$, and then the electric current is $I = 2v B_\star (R_\star/a)^3 R_{\text{obs}}/\Lambda$ where Λ is the resistance. The Lorentz force can be calculated as $I \cdot B_\star (R_\star/a)^3 \cdot 2R_{\text{obs}}$, and by $R_{\text{obs}} \approx R_p(B_p/B_\star)^{1/3}(a/R_\star)$ the magnetic torque due to unipo-

lar induction reads

$$\begin{aligned} \Gamma_{\star p}^m &\approx 4(v B_\star^2/\Lambda) a R_{\text{obs}}^2 (R_\star/a)^6 \\ &\approx 4(v B_\star^2/\Lambda) a R_p^2 (B_p/B_\star)^{2/3} (R_\star/a)^4. \end{aligned} \quad (5)$$

The torque $\Gamma_{\star p}^m$ in both Eqs (4) and (5) is in the direction of the planet's motion relative to the star. In the case that the stellar rotation is in the same direction as the orbital motion, outside corotation magnetic torque induces an outward orbital migration, whereas inside corotation it induces an inward migration. In the case that the stellar rotation and orbital motion are opposite to each other, no matter what the direction of relative velocity is, magnetic torque always retards orbital motion and induces an inward migration. Consequently, magnetic torque and tidal torque are always in the same direction with respect to orbital migration.

In the star-planet unipolar interaction, the resistance is higher at the field footpoint of planetary plasma envelope than planetary interior (Laine & Lin 2012). According to the Alfvén wing model (Neubauer 1980; Zarka 2007; Strugarek 2016), the resistance of Alfvén wing at magnetosphere reads $\Lambda_1 \approx \mu v \sqrt{1 + M_a^2}/M_a \approx \mu v/C_d$ where the expression of $C_d = M_a/\sqrt{1 + M_a^2}$ is employed (de Colle et al in preparation). Alternatively, the upper limit of winding angle ~ 1 also yields a comparable resistance $\Lambda_1 \approx 0.25v/(10^5 \text{ m/s}) \text{ ohm}$ (Lai 2012). When the star-planet system approaches a synchronous state, i.e., $v \rightarrow 0$, Λ_1 tends to vanish and hence the circuit will be established through the planet's atmosphere instead of through Alfvén (Laine & Lin 2012). The resistance of planet's atmosphere arising from Na^+ and K^+ is about $\Lambda_2 \approx 0.1 \text{ ohm}$ (Laine et al. 2008; French et al. 2012). We can write $\Lambda = \Lambda_1 + \Lambda_2$ to take into account both the synchronous and asynchronous states.

At an asynchronous state, inserting $\Lambda \approx \mu v/C_d$ into (Eq. 5) we obtain the torque magnitude $\Gamma \approx C_d \cdot a \cdot 4R_{\text{obs}}^2 \cdot P_m$, where $P_m = [B_\star(R_\star/a)^3]^2/\mu$ is employed. It is interesting that the magnetic torque of unipolar induction is almost identical to that of dipole-dipole interaction $\Gamma \approx C_d \cdot a \cdot \pi R_{\text{obs}}^2 \cdot P_t$ under the circumstance $P_t \approx P_m$. The reason is that the dipole-dipole interaction is caused by magnetic reconnection and the Alfvén wing in unipolar interaction is also induced by the same physical mechanism. This is also shown in Zarka (2007) that the two magnetic dissipations are comparable to each other.

3.1.3. Planet-moon and star-moon unipolar interactions

In the planet-moon interaction, when the moon is unmagnetized, e.g., Jupiter-Io, R_{obs} for the star-planet unipolar induction (5) should be replaced with the physical size of exomoon, i.e., moon's radius R_m . The resistance $\Lambda_{p,m} = 1/(\sigma_{p,m}R_{p,m})$ arises from a series circuit through the moon itself and across the footprint of the planetary field. Magnitude of moon's intrinsic conductivity σ_m depends on its composition and structure, which varies over many order of magnitude between volatile ices, condensed or molten silicates, and iron. Many known super Earths have density comparable to that of the Earth and surface temperature above the melting point of silicates. If the surface of exomoons around hot Jupiters (with orbits similar to these close-in super Earths) is heated to the same temperature and is covered with magma ocean, their conductivity may be very large. But around warm and cold Jupiters, icy moons' intrinsic conductivity may be much smaller.

In highly conductive moons with negligible magnetic diffusivity, the field distortion induced by the planet-moon differential rotation is quickly amplified. Eventually, the induced field diffuses through the surrounding plasma in the Alfvén-wing wake of the moon's orbit (§3.1.2). Around Jupiter, Io's effective conductivity is caused by the plasma torus around its orbit (Neubauer 1980). Hot Jupiters and their moons are also embedded in the plasma from their host stars' wind (Zarka 2007; Strugarek 2016). In view of these possibilities and uncertainties, we adopt Io's conductivity $\sigma_m \approx 10^{-8} \text{ ohm}^{-1} \text{ cm}^{-1}$ and the typical radius $R_m \approx 3 \times 10^8 \text{ cm}$ so that moon's effective resistance is $1/(\sigma_m R_m) \approx 1 \text{ ohm}$, and the resistance at the foot of the planetary field is also around 1 ohm (Goldreich & Lynden-Bell 1969). Our adopted fiducial value may be an overestimate for icy moons' effective σ_m and therefore enhance the probability of their retention around warm and cold Jupiters. We set $\Lambda = 1/(\sigma_m R_m)$ in (5), and consequently the magnetic torque due to the planet-moon unipolar induction reads

$$\Gamma_{pm}^m \approx 4\sigma_m(\omega_m - \Omega_p)a_m^2 R_m^3 B_p^2 (R_p/a_m)^6 \quad (6)$$

where ω_m is moon's orbital frequency and a_m its orbital semi-major axis. The subscript p denotes planet (primary) and m moon (secondary), and the superscript m magnetic torque.

In addition to the planet-moon unipolar interaction, star and moon can also induce unipolar interaction. In star's frame of reference, the electric field induced by star-moon unipolar interaction is $\mathbf{E} = (\mathbf{v}_p + \mathbf{v}_m) \times \mathbf{B}$ where \mathbf{v}_p is planet's velocity relative to star, \mathbf{v}_m is moon's velocity relative to planet, and \mathbf{B} is star's mag-

netic field at planet (precisely speaking at moon but the upper limit of planet-moon distance is 10% of star-planet distance, see §4.1). The Lorentz force is then $\mathbf{F} \propto -(\mathbf{v}_p + \mathbf{v}_m)B^2$. The force arm is $\mathbf{r}_p + \mathbf{r}_m$ where \mathbf{r}_p is the position vector of planet relative to star and \mathbf{r}_m the position vector of moon relative to planet. We now calculate the torque $\mathbf{\Gamma}_{*m}^m = (\mathbf{r}_p + \mathbf{r}_m) \times \mathbf{F} \propto \mathbf{r}_p \times \mathbf{v}_p + \mathbf{r}_p \times \mathbf{v}_m + \mathbf{r}_m \times \mathbf{v}_p + \mathbf{r}_m \times \mathbf{v}_m$. What we are concerned with is the moon's orbital evolution around planet, and therefore, the first term $\mathbf{r}_p \times \mathbf{v}_p$ arising from the star-planet interaction should be subtracted, the second and third terms proportional to $\cos(\omega_m - \omega_p)t$ vanish when averaged over the moon's orbit around planet, and eventually only the last term $\mathbf{r}_m \times \mathbf{v}_m$ contributes to the moon's orbital evolution. We can readily write the torque of star-moon unipolar interaction

$$\Gamma_{*m}^m \approx 4\sigma_m(\omega_m - \Omega_p)a_m^2 R_m^3 B_*^2 (R_*/a_p)^6. \quad (7)$$

Compared to the torque of planet-moon unipolar interaction (6), the difference lies in magnetic field, i.e., planetary field at moon in the former whereas stellar field at planet in the latter. Both Γ_{pm}^m (6) and Γ_{*m}^m (7) are in the direction of the moon's motion relative to the planet. Our estimation shows that for a hot-Jupiter system the star-moon torque is stronger than the planet-moon torque whereas for a cold-Jupiter system the former decaying as a_p^{-6} is far weaker than the latter.

3.2. Combination of tidal and magnetic torques

In a two-body system, e.g., star-planet or planet-moon system, both tidal and magnetic torques can transfer angular momentum between the orbit and the spins. We will summarize all the torques in this subsection. Figure 1 shows the sketch of tidal and magnetic torques in a star-planet-moon system. The arrows depicts the primary and secondary, i.e., arrows pointing from secondary to primary. Here the symbols are defined as follows: the first subscript denotes the primary on which the torque is exerted, the second subscript denotes the secondary which exerts the torque ('*' for star, 'p' for planet and 'm' for moon), and the superscript denotes the type of torque ('t' for tidal torque and 'm' for magnetic torque).

3.2.1. The Q-value and tidal time lag for equilibrium and dynamical tides

The tidal torque due to the large-scale equilibrium tide in convection zone is proportional to the tidal frequency ω , i.e., the orbital frequency relative to the primary's spin frequency, and also proportional to turbulent viscosity ν_t in primary's convection zone. The combined

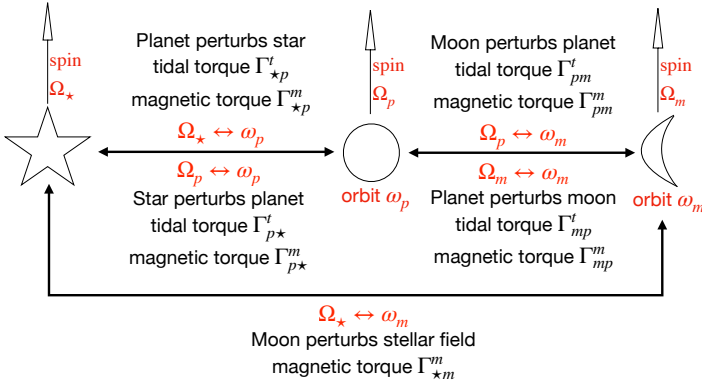


Figure 1. Schematic illustration of tidal and magnetic torques in a star-planet-moon system. The first subscript denotes the primary, the second subscript the secondary, and the superscript the type of torque (tidal or magnetic).

effect of tidal frequency and turbulent viscosity on tidal torque is modelled with the tidal quality factor $Q = E_0 / \oint \dot{E} dt \simeq E_0 / \dot{E} P \simeq E_0 / \Gamma^t$ where \oint denotes the integral over an orbital cycle, E_0 is the tidal deformation energy, namely the product of tidal force $\simeq GM_1 M_2 R_1 / a^3$ and tidal deformation $\simeq (M_2 / M_1) (R_1^4 / a^3)$, \dot{E} is tidal dissipation rate, $P \simeq 1 / \omega$ is tidal period, and Γ^t is tidal torque. Thus, the tidal torque is $\Gamma^t \simeq GM_2^2 R^5 / (a^6 Q)$.

Usually Q can be written as $Q \simeq 1 / \omega \tau$ where $\tau = \nu_t R_1 / GM_1$ is the tidal time lag (Hut 1981; Eggleton et al. 1998). In the weak friction theory, turbulent viscosity ν_t or tidal time lag τ is independent of tidal frequency ω such that tidal torque Γ^t is proportional to tidal frequency ω ; in Zahn's theory (Zahn 1977), turbulent viscosity is inversely proportional to tidal frequency such that tidal torque is independent of tidal frequency; in Goldreich's theory (Goldreich & Nicholson 1977) turbulent viscosity is inversely proportional to the square of tidal frequency such that tidal torque is inversely proportional to tidal frequency. The most recent numerical simulations support Goldreich's theory (Duguid et al. 2020; Vidal & Barker 2020).

In addition to equilibrium tide, dynamical tide (e.g., inertial waves in convection zone or internal gravity waves in radiation zone) also induces tidal dissipation and hence tidal torque. The tidal torque induced by dynamical tide, especially by inertial waves in convection zone, dominates over that induced by equilibrium tide (Ogilvie & Lin 2004; Ogilvie 2014). The tidal torque induced by inertial wave is strongly frequency-dependent because inertial wave has a very dense spectrum (Ogilvie & Lin 2004; Ogilvie 2014). To avoid this complexity, tidal torque induced by dynamical tide is usually calculated with its frequency-average and also modelled with Q number (Ogilvie 2014; Strugarek et al. 2017). However, tidal torque will sharply decay to zero when

tidal frequency approaches zero at a synchronous state (Ogilvie & Lin 2004, 2007). In order to take into account the synchronous state we calculate the tidal torque induced by dynamical tide with tidal time lag τ instead of tidal Q ,

$$\Gamma^t \simeq GM_2^2 R^5 \omega \tau / a^6. \quad (8)$$

The superscript t denotes tidal torque. The observations of close-in binary circularization (Mathieu 1994), exoplanet's (Penev et al. 2018) and Galilean moons' migration (Yoder & Peale 1981; Lainey et al. 2009) suggest that star's or planet's tidal Q is about $Q \sim 10^{5-6}$. The tidal frequency is about $\omega \simeq 10^{-5} \text{ s}^{-1}$, and hence tidal time lag of dynamical tide can be estimated $\tau \sim 1 - 10 \text{ s}$.

3.2.2. Bypassing the valleys of dynamical tides

As discussed in the last subsection §3.1, the magnetic torque, in addition to tidal torque, can cause angular momentum transfer between the host star and its planet or between the host planet and its moon. For a more complete view, we introduce a fiducial model for a young (a few Myr old) planetary system with the typical parameters listed in Table 2 (the details of calculation will be shown in the next section). For this model, we evaluate all the eight torques in a star-planet-moon system (first row in Table 3) as well the corresponding spin-orbit interchange due to the angular momentum transfer by each torque (second row). The third row shows the values of the torques at an asynchronous state. We consider only a circular orbit such that there is no interchange of spin and eccentricity. If the moon is un-magnetized, the last torque Γ_{mp}^m induced by planet on moon's magnetic field would be irrelevant.

Furthermore, as discussed in §3.1, magnetic torque is proportional to tidal frequency. That is, contrary to the torque due to dynamical tides associated with inertial waves, magnetic torque varies smoothly with tidal frequency. Therefore, *during the orbital evolution when tidal frequency varies, magnetic torque smooths the total torque in the sense that it compensates tidal torques and bypass frequency valleys where dynamical-tidal response is ineffective at those particular tidal frequencies.*

Figure 2 shows the illustration of this smoothing effect of magnetic torque on dynamical tide. In the Figure the equivalent tidal Q number due to magnetic torque is estimated with $Q \simeq E_0 / \Gamma^m$ where E_0 is tidal deformation energy and Γ^m is magnetic torque. It should be noted that the equivalent magnetic $Q \propto a^{-3} (E_0 \propto a^{-6} \text{ and } \Gamma^m \propto a^{-3})$, such that magnetic Q in Figure 2 is asymmetric about the tidal frequency $\hat{\omega} = 0$ (in Figure adapted from Ogilvie & Lin (2007) tidal frequency is denoted by Doppler-shifted $\hat{\omega}$ rather than ω). We can then

M_*	R_*	P_*	B_*	τ_*	M_p	R_p	P_p	B_p	τ_p	M_m	R_m	ρ_m	a_p	a_m
M_\odot	$2R_\odot$	3d	1500G	1s	M_J	$2R_J$	40h	100G	1s	10^{26} g	3×10^8 cm	3 g/cm ³	0.05au	$6R_J$

Table 2. The typical parameters of a young star-planet-moon system. In this fiducial model, the plasma number density $N = 5(t/4.6\text{Gyr})^{-2}(a_p/1\text{au})^{-2}\text{cm}^{-3}$. The coefficient of planet's moment of inertia $\alpha_p = 0.1$ and moon's conductivity $\sigma_m = 10^{-8}\text{ohm}^{-1}\text{cm}^{-1}$.

Γ_{*p}^t	Γ_{*p}^m	Γ_{p*}^t	Γ_{p*}^m	Γ_{pm}^t	Γ_{pm}^m	Γ_{mp}^t	Γ_{mp}^m	Γ_{*m}^m
$\Omega_* \leftrightarrow \omega_p$	$\Omega_* \leftrightarrow \omega_p$	$\Omega_p \leftrightarrow \omega_p$	$\Omega_p \leftrightarrow \omega_p$	$\Omega_p \leftrightarrow \omega_m$	$\Omega_p \leftrightarrow \omega_m$	$\Omega_m \leftrightarrow \omega_m$	$\Omega_m \leftrightarrow \omega_m$	$\Omega_* \leftrightarrow \omega_m$
5.2×10^{32}	1.7×10^{33}	2.1×10^{34}	2.4×10^{31}	7.8×10^{25}	3.1×10^{25}	1.8×10^{30}	N/A	2.2×10^{26}

Table 3. The first row shows all the torques in the star-planet-moon system. The second row shows the corresponding spin-orbit interchange. The third row shows their values (erg) at an asynchronous state with the typical parameters listed in Table 2.

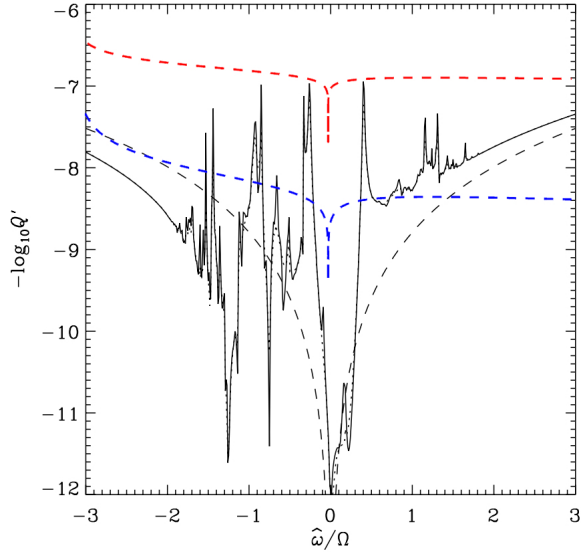


Figure 2. Illustration of the smoothing effect of magnetic torque on dynamical tide. Black curves are adapted from [Ogilvie & Lin \(2007\)](#): stellar tidal dissipation versus tidal frequency, the vertical axis $Q' \approx Q/k$ denotes tidal dissipation (where the apsidal motion constant $k \approx 0.035$ for the Sun), and the horizontal axis denotes the tidal frequency (i.e., the difference between orbital and stellar spin frequencies). The dashed black lines denote the results of equilibrium tide. The two dashed color lines show the magnetic torques of the system of a solar-like star with a hot Jupiter: red denotes stellar surface field 1000 gauss and planetary surface field 100 gauss (young planetary system) and blue denotes stellar surface field 10 gauss and planetary surface field 10 gauss (mature planetary system). Magnetic torque compensates the minuscule tidal torque at some frequencies, and higher fields correspond to a stronger magnetic torque.

infer such a situation: when a planet migrates inward, say, in a disk due to the angular momentum transfer between the planet and the disk, tidal torque becomes very weak at some orbital frequencies. However, magnetic torque continues to induce the inward migration until the planet plunges into the star.

3.2.3. A brief synopsis of tidal and magnetic torques

To wrap up this subsection, we summarize the expressions of all the torques already discussed:

$$\begin{aligned}
 \Gamma_{*p}^t &\approx GM_p^2 R_*^5 (\omega_p - \Omega_*) \tau_* / a_p^6, \\
 \Gamma_{p*}^t &\approx GM_*^2 R_p^5 (\omega_p - \Omega_p) \tau_p / a_p^6, \\
 \Gamma_{*p}^m &\approx 4(\omega_p - \Omega_*) (B_*^2 / \Lambda) a_p^2 R_p^2 (B_p / B_*)^{2/3} (R_* / a_p)^4, \\
 \Gamma_{p*}^m &\approx 4(\omega_p - \Omega_p) (B_p^2 / \Lambda) a_p^2 R_*^2 (B_* / B_p)^{2/3} (R_p / a_p)^4, \\
 \Gamma_{pm}^t &\approx GM_m^2 R_p^5 (\omega_m - \Omega_p) \tau_p / a_m^6, \\
 \Gamma_{mp}^t &\approx GM_p^2 R_m^5 (\omega_m - \Omega_m) \tau_m / a_m^6, \\
 \Gamma_{pm}^m &\approx 4\sigma_m (\omega_m - \Omega_p) a_m^2 R_m^3 B_p^2 (R_p / a_m)^6, \\
 \Gamma_{*m}^m &\approx 4\sigma_m (\omega_m - \Omega_p) a_m^2 R_m^3 B_*^2 (R_* / a_p)^6.
 \end{aligned}$$

The positive sign means that orbital motion is faster than spin so that the torque spins up the primary body denoted by the first subscript; and vice versa, the negative sign corresponds to the spindown of the primary body. The typical values of the torques are calculated with the parameters in Table 2 and listed in the third row of Table 3. The tidal torque Γ_{mp}^t raised by planet on moon depends on moon's tidal quality factor $Q_m = 1/(\omega_m - \Omega_m)\tau_m$, assumed to be 67, i.e., Io's Q ([Lainey et al. 2009](#)). Γ_{mp}^t is estimated to be stronger than the tidal torque Γ_{pm}^t or magnetic torque Γ_{pm}^m raised by moon on planet. However, since moon's mass is very small, its spin and orbit will quickly reach a synchronous state under such a strong torque, therefore, Γ_{mp}^t will soon vanish, and moon's orbital migration will then be controlled by Γ_{pm}^t and Γ_{pm}^m .

3.3. Relative strength of magnetic versus tidal torques for planets and moons

In an *asynchronous* state, $\Gamma_{p*}^t \approx GM_*^2 R_p^5 / (a_p^6 Q_p)$ and $\Gamma_{*p}^t \approx GM_p^2 R_*^5 / (a_p^6 Q_*)$. Suppose that the two tidal Q 's are comparable, and hence the ratio is $\Gamma_{p*}^t / \Gamma_{*p}^t \approx (M_*/M_p)^2 (R_p/R_*)^5 \approx 10$. Consequently, Γ_{p*}^t leads to

the synchronization of the planet's spin before it undergoes significant migration. As Ω_p approaches ω_p , $\Gamma_{\star p}^t$ dominates over the diminishing but finite $\Gamma_{p\star}^t$ and the planet migrates with an evolving ω_p and Ω_\star while a state of near $\Omega_p - \omega_p$ synchronism is being maintained. In addition, $\Gamma_{\star p}^m$ (which is far stronger than $\Gamma_{p\star}^m$) also contributes to the planet's migration. Similarly, Γ_{pm}^t and Γ_{pm}^m leads to the moon's near spin-orbit ($\Omega_m - \omega_m$) synchronism. The leading torques for moon's migration are tidal torque Γ_{pm}^t and magnetic torques Γ_{pm}^m ($\Gamma_{\star m}^m$ is important for the close star-planet distance but decays quickly as a_p^{-6}).

Based on the model parameters for a fiducial young system (Table 2), we now compare the relative strength of the torques for planet's or moon's migration. Figure 3 shows the tidal and magnetic migration timescales for planet's migration (left panel) and for moon's migration (right panel). We firstly focus on planet's migration (left panel). The comparison between the two tidal torques $\Gamma_{\star p}^t$ and $\Gamma_{p\star}^t$ shows that in an asynchronous state $\Gamma_{\star p}^t$ is stronger than $\Gamma_{p\star}^t$ by one order, which is consistent with our analysis. The comparison between the tidal torque $\Gamma_{\star p}^t$ and magnetic torque $\Gamma_{\star p}^m$ shows that the magnetic torque always wins out the tidal torque both inside and outside corotation radius. The magnetic torque $\Gamma_{\star p}^m$ wins out $\Gamma_{p\star}^t$ when planet's orbital period becomes longer than 6 days, because the former decays as a_p^{-2} whereas the latter a_p^{-6} . However, $\Gamma_{\star p}^m$ decreases as the stellar field decays and radius contracts on a time scale of a few 10^7 yr. Around mature main sequence stars (with a life span of a few Gyrs), neither the magnetic nor tidal torque can significantly influence the orbits of planets with period $\gtrsim 10$ days.

Next we move to moon's migration (right panel). Outside the corotation radius, the magnetic torque Γ_{pm}^m wins out the tidal torque Γ_{pm}^t if the moon is located outside $10 R_J$. However, the migration timescale is already longer than 1 Gyr. Over such a long time scale, Γ_{pm}^m would be much reduced as B_p declines and R_p contracts. Thus, magnetic field is unlikely to have a dominant and significant influence on moon's migration.

4. RETENTION OF EXOMOONS

Recently, exomoons are found in the circumplanetary disk of, for example, PDS70c (Benisty et al. 2021), and the retention of exomoons has now been studied, e.g., (Tokadjian & Piro 2020). In this section, we will study the circumplanetary disk and the timescales of planet-moon dynamics, and then investigate under what situations the exomoon can retain.

4.1. Inner and outer radii of Circumplanetary disks

The radius of circumplanetary disk cannot exceed the planetary Hill radius, otherwise gas would be caught by host star (Martin & Lubow 2011)

$$r_H \approx (M_p/M_\star)^{1/3} a_p \approx 0.1 a_p, \quad (9)$$

where a_p is the planetary orbital semi-major axis. Hill radius r_H is considered to be the outer radius of circumplanetary disk. At the innermost circumplanetary disk, planet's magnetic field is so strong that it can truncate the disk. The magnetic truncation radius, which is considered to be the inner radius of circumplanetary disk, can be estimated by the balance between magnetic pressure and kinetic pressure $[B_p(R_p/r_T)^3]^2 / (2\mu) \approx \rho v^2$ (or equivalently the balance between Alfvén speed and orbital speed) where density ρ is estimated with the accretion rate of circumplanetary disk $\rho = \dot{M}_p / (4\pi r_T^2 v)$ and velocity v follows Keplerian motion $v = (GM_p/r_T)^{1/2}$. The magnetic truncation radius can be estimated

$$r_T \approx (B_p^4 R_p^{12} / GM_p \dot{M}_p)^{1/7} \quad (10)$$

(Koenigl 1991). Inserting the typical values $M_p = M_J$, $R_p = 2R_J$, $\dot{M}_p = 10^{-7} M_J/\text{yr}$ and $B_p = 100$ gauss, we obtain $r_T \approx 3R_p \approx 6R_J$, which is exactly the Io's position. If spin-orbit synchronism can be established at r_T , Jupiter would spin with a period 3-4 times longer than its present-day value, and the subsequent (a factor of two) contraction would increase its spin rate to its present-day value. The magnetic truncation radius r_T gives the lower bound of the inner radius of circumplanetary disk (Koenigl 1991; Batygin 2018), whereas the Hill radius gives the upper bound of the outer radius (Lin & Pringle 1976; Papaloizou & Pringle 1977; Machida et al. 2008; Fung et al. 2015; Li et al. 2021). Compared to $r_H \approx 0.1 a_p$, $r_T \approx 6R_J$ is not much less than r_H for a hot Jupiter with a_p , say, 0.05 au. Since $r_T \propto B_p^{4/7}$, if the young planetary field reaches, say, 300 gauss, then $r_T > r_H$ such that the circumplanetary disk does not exist and hence the exomoon cannot be born. Figure 4 shows the schematic configuration of star-planet-moon system, where moon lies in circumplanetary disk between inner radius r_T and outer radius r_H . Figure 5 shows the contours of ratio of the two radii r_H/r_T versus planet's orbital period and magnetic field. The area to the right of the red dashed line with the ratio greater than 1 is favorable for moon's retention. We draw a conclusion that **a planet with too strong magnetic fields or too short distance from its host star tends not to have exomoons.**

4.2. Evolution of planet's corotation radius and moon's migration

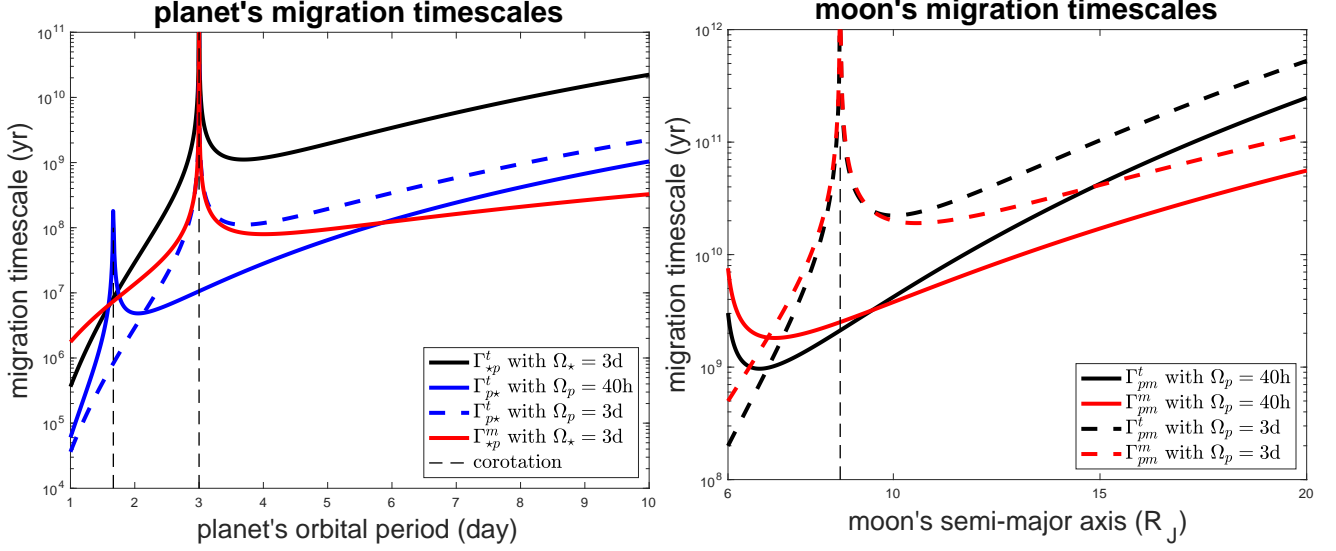


Figure 3. Left panel: planet's migration timescales versus planet's orbital period due to different torques and planet's spin periods (40 hours and 3 days). Star's spin period is 3 days. Right panel: moon's migration timescales versus moon's semi-major axis due to different torques and planet's spin periods.

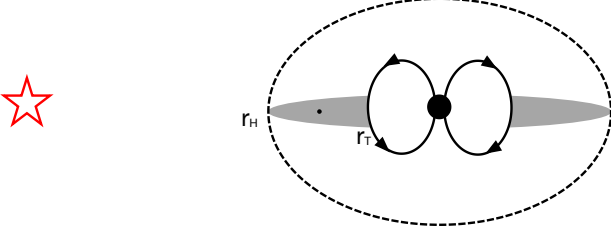


Figure 4. Sketch of inner and outer radii of circumplanetary disk (grey area).

When a gas giant planet is born, it spins with an angular frequency comparable to the Keplerian frequency at r_T . On the Kelvin-Helmholtz thermal timescale of Gyr, it spins up due to its contraction. However, at its young age a close-in planet spins down due to the tidal torque Γ_{p*}^t raised by its host star. During the planet's spin-down, the corotation radius of any circumplanetary satellites moves outward. The top panel of Figure 6 shows planet's spin evolution. In stage ① shortly after planet is born, planet inflates slightly; in stage ② planet contracts such that it spins up; in stage ③ planet spins down due to star-planet tidal interaction; and in stage ④ planet inward migrates and spins up or outward and down. The stage ③ when a close-in planet spins down due to star-planet interaction and corotation radius moves out is what we are concerned with. But the spin of a long-period (with $\tau_{\text{cor}} > \tau_*$) planet does not spin down significantly throughout its host star's life span and its evolution terminates at the end of stage ②.

In the meanwhile, a moon located outside the corotation radius also migrates outward due to the tidal and magnetic torques Γ_{pm}^t , Γ_{pm}^m and Γ_{*m}^m . If the corota-

tion radius moves faster than moon's outward migration, the moon will be located inside the corotation radius, migrate inward and eventually plunge into the planet to form a planetary ring (Kanodia et al. 2022). The bottom panel of Figure 6 shows moon's migration and planet's corotation radius evolution. Solid curves represent the three possible moon's migration tracks, and dashed curve planet's corotation radius evolution corresponding to its spin evolution in the top panel.

In the first place we estimate the planet's spin frequency Ω_p when it forms. We assume that the planet's corotation radius r_{cor} is located at its magnetic truncation radius r_T (Batygin 2018; Ginzburg & Chiang 2020; Hasegawa et al. 2021). Using the expression of r_T in the last subsection, we readily derive the planet's spin frequency $\Omega_p = (GM_p/r_T^3)^{1/2} \approx 0.1(GM_p/R_p^3)^{1/2}$, which is 10% of the break-up frequency and consistent with the observations (Bryan et al. 2020). With the typical values, the planet's spin period is about 40 hours.

In addition to the spin-up on the Kelvin-Helmholtz timescale due to contraction, a hot Jupiter can spin down on a much shorter timescale induced by the tidal torque Γ_{p*}^t exerted on the planet's host star. With the planet spinning down, the corotation radius of satellites moves outward on a timescale

$$\tau_{\text{cor}} = r_{\text{cor}}/\dot{r}_{\text{cor}} \approx 1.5\alpha_p M_p R_p^2 \Omega_p / |\Gamma_{p*}^t| \quad (11)$$

where $\alpha_p \approx 0.1$ is the coefficient of planet's moment of inertia and the coefficient 1.5 arises from Kepler's third law $\Omega_p = \omega_m \propto a_m^{-1.5}$.

Exomoon outside/inside their host planets' corotation radius migrates outward/inward due to the tidal torque

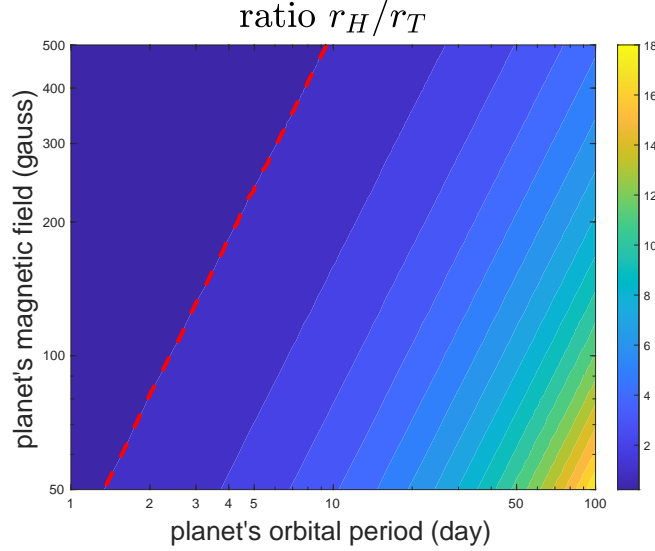


Figure 5. Contours for the ratio r_H/r_T of the two radii of circumplanetary disk. The red dashed line denotes the ratio $r_H/r_T = 1$. The area to the right of the red dashed line with $r_H/r_T > 1$ is favourable for moon's survival and the area to the left with $r_H/r_T < 1$ is unfavourable for moon's survival.

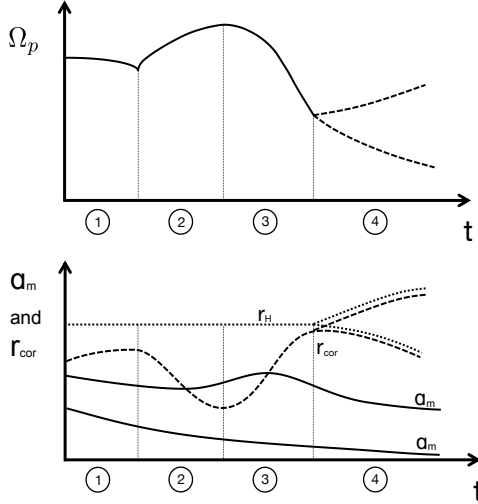


Figure 6. Schematic illustration of a close-in planet's spin evolution (top), moon's semi-major axis a_m and planet's corotation radius r_{cor} evolution (bottom). Stage ①: planet slightly inflates; stage ②: planet contracts, stage ③: planet spins down due to tidal interaction with its host star, stage ④: planet migrates inward (spinup) or outward (spin-down).

Γ_{pm}^t and the magnetic torque Γ_{pm}^m (these two torques are comparable) as well as $\Gamma_{\star m}^m$ (this torque is important for a hot-Jupiter system). The moon's migration timescale is estimated as

$$\tau_{\text{mig}} = a_m / \dot{a}_m \approx \frac{0.5 M_m (G M_p a_m)^{1/2}}{|\Gamma_{pm}^t + \Gamma_{pm}^m + \Gamma_{\star m}^m|}. \quad (12)$$

At the end of stage ②, the moon would be retained with an expanding orbit if its $a_m > r_{\text{cor}}$. In the limit $a_m < r_{\text{cor}}$, the moon's would decay into the planet if

$\tau_{\text{cor}} > \tau_{\text{mig}}$, but it could be retained, at least until the end of stage ③ if $\tau_{\text{cor}} < \tau_{\text{mig}}$. Thereafter, the moon would still plunge into the planet if $a_m < r_{\text{cor}}$ and $\tau_{\text{mig}} \leq \tau_{\star}$ before the host star evolves off the main sequence on a time scale τ_{\star} . Otherwise it would be retained.

Since $\tau_{\text{cor}} \propto a_p^6$ and $\tau_{\text{mig}} \propto a_m^{6.5}$ (roughly), large a_p and small a_m favour the retention of exomoon, and Figure 7 verifies this survival preference. The left panel shows the contours of ratio $\tau_{\text{cor}}/\tau_{\text{mig}}$ versus planet's and moon's orbital periods. At the end of stage ②, the moon is assumed to be outside corotation radius of its rapidly spinning host planet. In domain A with $\tau_{\text{cor}}/\tau_{\text{mig}} > 1$, the moon's orbit expands prior to the planet's spin down. This region is favorable for the moon's retention. In domain B $\tau_{\text{mig}} < \tau_{\star} \sim 10$ Gyr and in domain C $\tau_{\text{mig}} > \tau_{\star}$. Since $\tau_{\text{cor}} < \tau_{\text{mig}}$ in both domains B and C, they contain moons which undergo orbital decay after r_{cor} is reduced interior to a_m . Moreover, moons would plunge into their host planet before their host star evolves off the main sequence in domain B whereas they would be retained in domain C. Thus, *exo-moons tend to be retained around cold but not hot Jupiters, unless the moon's migration timescale is longer than the age of planetary system*. Although tidal torque $\Gamma_{pm}^t \propto M_m^2$, magnetic torques Γ_{pm}^m and $\Gamma_{\star m}^m \propto M_m$ (magnetic torques $\propto R_m^3$ and moon's density is roughly 3 g/cm³). The moon's orbital angular momentum $\propto M_m$ so that the two migration timescales have different scaling laws with respect to moon's mass, i.e., tidal migration timescale $\propto M_m^{-1}$ but magnetic migration timescale is independent of M_m , and therefore a moon with larger mass corresponds to smaller migration

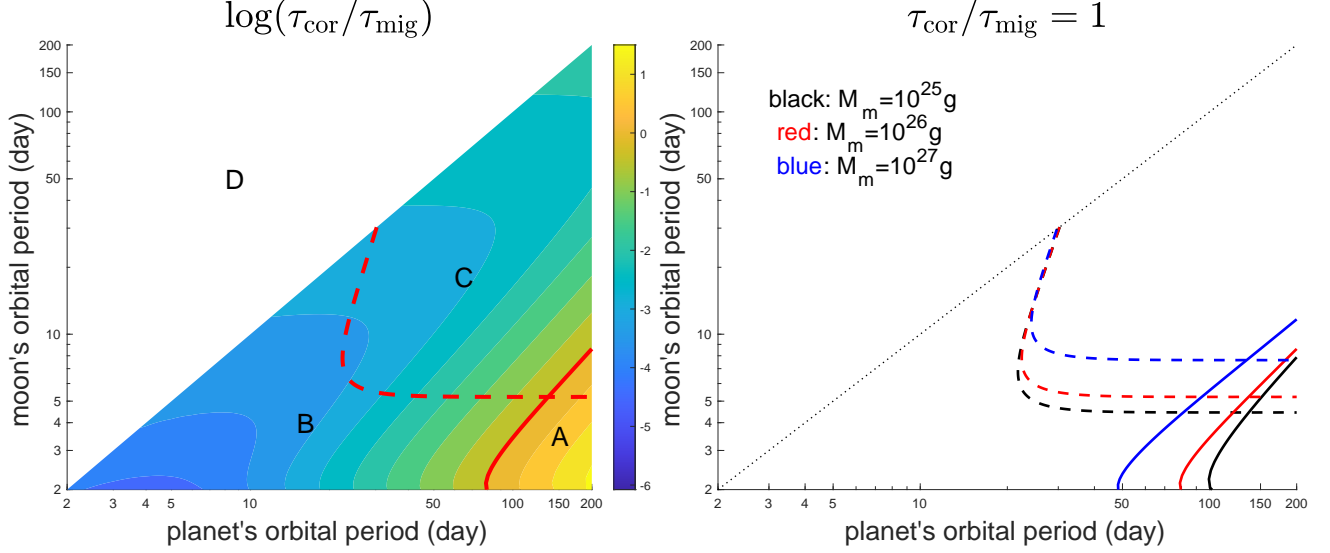


Figure 7. Left panel: contours for $\log(\tau_{\text{cor}}/\tau_{\text{mig}})$ (Eqs. 11 and 12). Moon’s and planet’s mass are $M_m = 10^{26}$ g and $M_p = M_J$ respectively (Table 2). Domain A denotes the ratio $\tau_{\text{cor}}/\tau_{\text{mig}} > 1$, favourable for moon to initially evolve towards the planet’s corotation radius r_{cor} . Subsequently, the moon’s orbit expand or contracts depending on whether its host planet’s spin frequency Ω_p increases or decreases respectively. Domain B denotes $\tau_{\text{cor}}/\tau_{\text{mig}} < 1$ with short $\tau_{\text{mig}} < 10$ Gyr, unfavourable for moon’s survival. Domain C denotes $\tau_{\text{cor}}/\tau_{\text{mig}} < 1$ with long $\tau_{\text{mig}} > 10$ Gyr (longer than the age of planetary system), favorable for moon’s survival. In order for a moon to be bound to the planet, $\omega_p < \omega_m$ such that top-left half domain D is a zone of avoidance. Right panel: Investigation of moon’s mass $M_m = 10^{25}$ g (black), 10^{26} g (red), and 10^{27} g (blue). In all cases $M_p = M_J$ and density of the moon is taken to be 3 g/cm^3 . Solid curves denote ratio $\tau_{\text{cor}}/\tau_{\text{mig}} = 1$, on the right of which moon can retain. Above dashed lines $\tau_{\text{mig}} > 10$ Gyr and moon can retain.

timescale. The right panel of Figure 7 shows moon’s retention for different moon’s masses. A moon with larger mass is more likely to be found around a planet with shorter distance from its host star.

Finally, in order for moons to be bound to their host planets, they must be within the planetary Hill radius, *i.e.* $\omega_p < \omega_m$, such that the top-left area separated by the dotted line is a zone of avoidance. If the planets’ spin frequency Ω_p is synchronized with their orbital frequency ω_p at the end of stage ③, their moons’ $a_m < r_H = r_{\text{cor}}$. Planets’ subsequent inward migration would further reduce their moons’ survivable probability. Although some host planets may continue to spin down with outward migration, $a_m < r_{\text{cor}}$ (Fig. 6) and their moons’ orbit would not expand during stage ④.

4.3. Numerical calculation of spin-orbit evolution

We have estimated the timescales of planet’s spindown and moon’s migration. To investigate more rigorously we solve numerically planet’s orbital and spin equations coupled with its moon’s orbital equation in the circular and coplanar limit. A more general treatment is presented in Appendix B.

Based on the above consideration, the evolution equations for a_p , Ω_p and a_m become

$$\begin{cases} \frac{d}{dt} (M_p (GM_\star a_p)^{1/2}) = -\Gamma_{p\star}^t - \Gamma_{\star p}^m, \\ \frac{d}{dt} (\alpha_p M_p R_p^2 \Omega_p) = \Gamma_{p\star}^t, \\ \frac{d}{dt} (M_m (GM_p a_m)^{1/2}) = -\Gamma_{pm}^t - \Gamma_{pm}^m - \Gamma_{\star m}^m. \end{cases} \quad (13)$$

In the calculation of the magnetic torque, we adopt the evolution of planetary field $B_p \propto t^{-0.267}$ (Eq. 2) and assume the plasma density $N \propto t^{-2} a_p^{-2}$ (Eq. 3). The numerical integration of the secular equations (13) starts at the initial time when the planet has already formed through any mechanism: in-situ core accretion (Bodenheimer et al. 2000) for a cold Jupiter, or high-e migration (Rasio & Ford 1996; Wu & Murray 2003) or disk migration (Lin et al. 1996) for a hot Jupiter. This initial time is estimated at 2 Myr (see Table 1). The initial a_p is set such that the initial $2\pi/\omega_p$ is, respectively, 4 days, 10 days and 100 days. The initial Ω_p is set to be 40 hours. The initial a_m is set to be $6R_J$ which is slightly outside corotation radius r_{cor} or $10R_J$ which is far outside r_{cor} . The other parameters are listed in Table 2.

Figure 8 shows the evolution of r_{cor} (solid) and a_m (dashed and dotted) with different initial a_p and a_m . We firstly focus on the dashed lines with initial $a_m = 6R_J$,

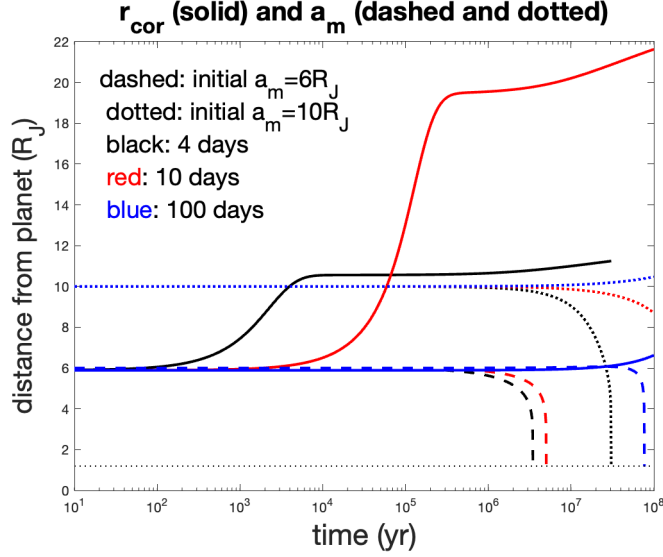


Figure 8. The evolution of planet’s corotation radius r_{cor} (solid) and moon’s semi-major axis a_m (dashed and dotted). Dashed lines: moon’s initial orbit $a_m = 6R_J$ slightly outside r_{cor} , dotted lines: moon’s initial orbit $a_m = 10R_J$ a little far outside r_{cor} . The initial planet’s orbital period at 4 days (black), 10 days (red) and 100 days (blue). Horizontal thin dotted line denotes moon’s Roche limit.

slightly outside r_{cor} . These values of a_m and M_m are comparable to those of Io. When a planet is initially close to its host star with an orbital period $2\pi/\omega_p = 4$ days, the tidal torque $\Gamma_{p\star}^t$ raised by its host star is so strong that planet spins down very quickly. As the moon’s orbit is engulfed by the expanding r_{cor} within 100 years, it migrates inward until it overflows its Roche lobe (horizontal thin dotted line). With an initial $2\pi/\omega_p = 10$ days, moon’s r_{cor} crosses its a_m within 2000 years. For a distant planet with $2\pi/\omega_p = 100$ days, planet’s spin down is so slow that moon’s r_{cor} remains inside a_m until around 10^8 years. At Jupiter’s semi-major axis, $a_p \simeq 5.2$ AU, the planet’s spin retains its value at the end of stage ②. Since $a_m > r_{\text{cor}}$, the moon migrates outward slightly. We then move to the dotted lines with initial $a_m = 10R_J$ which is far outside r_T (Eq. 10). Moon with initial $2\pi/\omega_p = 4$ days has an initial $a_m > r_{\text{cor}}$. After 4000 years, r_{cor} expands outside a_m and the moon migrated inwards until it overflows its Roche radius after 3×10^7 years. With the other two initial $2\pi/\omega_p$ ’s (10 and 100 days), moon is retained for at least 10^8 years. Clearly, larger distance between moon and corotation radius prolongs the retention of the moon. In summary, the numerical calculations of the secular equations (13) are consistent with the estimations of timescales in §4.2.

5. RADIO EMISSIONS

The star-planet or planet-moon magnetic interaction induces the radio emissions that can be detected by the radio telescopes, e.g. LOFAR, VLT, FAST, etc. (Zarka

2007; Zarka et al. 2019; Vidotto & Donati 2017; Kavanagh et al. 2022). Recently, the detection of radio emission from the YZ Ceti system has been reported by Pineda & Villadsen (2023). Since it contains several previously known super Earth (Astudillo-Defru et al. 2017), these signals may be associated with the star-planet magnetic interaction (Trigilio et al. 2023).

The power of radio emissions due to the dipole-dipole or unipolar interaction can be estimated by the radio-magnetic Bode’s law (Zarka 2007)

$$W_{\star p, \text{pm}} \approx \eta_{\star p, \text{pm}} v_{\star p, \text{pm}} B_{\star p, \text{pm}}^2 R_{\star p, \text{pm}}^2 \pi / \mu \quad (14)$$

where $v_{\star p, \text{pm}} = (n_{p, \text{m}} - \Omega_{\star, p})a_{p, \text{m}}$ is the relative velocity, $n_{p, \text{m}}$ is the orbital frequency of the planet for the star-planet interaction or of the moon for the planet-moon interaction, $\Omega_{\star, p}$ is the host’s rotational frequency, and $a_{p, \text{m}}$ is the orbital semi-major axis, $B_{\star p, \text{pm}} = B_{\star, p}(R_{\star, p}/a_{p, \text{m}})^3$ is the local magnetic field of the star/planet at the location of the planet/moon, $R_{\star p, \text{pm}}$ is the obstacle radius with $R_{\star p} \approx R_p(B_p/B_\star)^{1/3}(a_p/R_\star)$ for the star-planet interaction or $R_{\text{pm}} \approx R_m$ for the planet-moon interaction. The dimensionless efficiency coefficient η is about 2×10^{-3} according to the observations in the Jovian system (Zarka 2007). We take the typical values of a young stellar system to estimate the radio power of the star-planet and planet-moon interactions. As before, the parameters we use are listed in Table 2 for a star-planet-moon system. The estimations show that the radio power of star-planet magnetic interaction is 2.1×10^{26} erg/s and that of planet-moon magnetic interaction is 2.3×10^{22} erg/s. For more ma-

ture systems with much weaker B_\star and B_p (Table 2, these powers are much reduced.

The averaged flux density (power per unit area per unit frequency) is (Kavanagh et al. 2022)

$$F_{\star p, pm} = W_{\star p, pm} / (\Theta d^2 \Delta\nu) \quad (15)$$

where d is the distance of the planetary system from the Earth, Θ is the solid angle of the radio emission (1.58 sr for Jupiter-Io interaction), $\Delta\nu$ is the waveband of the radio telescope. We use this formula to estimate the average flux density for different sources and different telescopes. The energy spectrum of cyclotron radiation peaks at Larmor frequency and its double frequency.

Suppose that the radio telescope wavebands to detect the star-planet and planet-moon unipolar interactions focus near ~ 100 MHz (LOFAR at $10 \sim 240$ MHz and the future FAST at $70 \sim 200$ MHz), and that the distance from the earth is 1 kpc, then the averaged flux density of the star-planet interaction is $F \approx 14$ mJy and that of the planet-moon interaction is $F \approx 1.5 \times 10^{-3}$ mJy. We can then estimate the upper limit on detectable distance for the radio telescopes. For example, the detection sensitivity of FAST is about 1 mJy and it can detect radio signals from star-planet magnetic interaction out to ~ 4 kpc, and the planet-moon radio signals can be detected within ~ 40 pc. It is possible to detect star-planet interaction well beyond the distances ($\sim 10^2$ pc) of the closest Scorpius-Centaurus OB association (Blaauw 1964) and the well-studied Taurus and Orion star formation regions. But radio emission from planet-moons magnetic interaction may be marginally detectable, at best, for only super-Jupiter young ($\lesssim 10$ Myr) planets (Table 1).

What we considered in the above is a young star-planet or planet-moon system. For a mature star-planet or planet-moon system, the stellar field drops from ~ 1000 gauss to ~ 1 gauss and the planetary field from ~ 100 gauss to ~ 10 gauss, and the upper limit of detection distance which is almost proportional to magnetic field (Eqs. 14 and 15) will be ~ 13 pc for a mature star-planet system or ~ 4 pc for a mature planet-moon system. For a mature star-planet-moon system, the radio emission from the planet-moon interaction is comparable to that from the star-planet interaction.

6. SUMMARY AND DISCUSSIONS

In this paper we derive the scaling law for planet magnetic field through MHD dynamo equations. The scaling law depends on mass, radius and luminosity but it is insensitive to rotation. Then we combine this scaling law with the virial theorem and the planetary evolution track to find the evolution law of magnetic field of

the young Jupiter and of the exoplanets with different mass. Next we derive the magnetic torques induced by dipole-dipole and unipolar interactions for star-planet, planet-moon and star-moon systems. As proposed in Lin et al. (1996), a strong field in stellar magnetosphere can terminate the migration of short-period exoplanet, and similarly, such a strong field of young Jupiter can terminate the migration of Io at its present location.

We then investigate the possibility to find exomoons. By comparing the inner and outer radii of circumplanetary disk, we find that too strong planetary fields or too short star-planet distance do not favor the retention of exomoons. By comparing the planet's spindown and moon's migration timescales and numerically computing the equations of dynamics, we find that large exomoons are vulnerable to merge with their mature hot-Jupiter planets because the planets' spin and corotation radius evolve on shorter timescale than that of the exomoon's orbital migration. Nevertheless, the debris of tidally disrupted exomoons can lead to planetary rings which may be potentially detectable. Observational inferences of such rings can provide supportive evidences for disk over high-e migration scenario for hot Jupiters' origin since dynamical instabilities during the highly-eccentric close stellar encounters are likely to effectively dislodge most of the exomoons from the gravitational confinement of their host planets.

Provided they have similar densities, the magnetic torque Γ_{pm}^m and $\Gamma_{\star m}^m$ increases with moons' mass. Moreover, due to their much weaker tidal torque Γ_{pm}^t , small exomoons (sub-Moon) have longer migration timescale, especially at relatively large distances ($\gtrsim 10R_J$) from their less massive (sub-Jupiter) host planets (with relatively weak fields, Eqs. 2, 6, 8, & 12). Although they could survive around hot Jupiters if their τ_m is longer than the age of the planetary systems, small moons are much less observationally conspicuous. In contrast, the survivability of potentially detectable (i.e. relatively large, super-lunar-size) exomoons are much higher around warm or cold Jupiters because their spins do not have time to become tidally synchronized with their orbits around their host stars. But the transit-detection probability also decreases with the host planets decrease with their semi-major axis.

Finally, we estimate the power and flux density of radio emissions due to the star-planet and planet-moon magnetic interactions, and estimate the upper limit of distance to be detectable by FAST.

This study is primarily based on a simple prescription for the planets' magnetic field during the evolution of planetary radius and luminosity (§2.2). In general, magnetic field may also influences the planetary evolu-

tion to some extent. The interaction of zonal wind (or thermal current) in planetary atmosphere and planetary poloidal field can induce a strong electric current penetrating into the planetary interior. The Ohmic dissipation associated with this electric current may be sufficiently strong to lead to the planetary inflation to compensate the gravitational contraction. This mechanism has been suggested to be an explanation for the anomalous large radii of hot Jupiters, and it was firstly studied in a kinematic regime with an externally prescribed field (Batygin & Stevenson 2010) and then in a dynamical regime in which the Lorentz force is considered to be a drag on fluid motion (Batygin et al. 2011). This hypothesis has been challenged by follow-up studies (Huang & Cumming 2012; Wu & Lithwick 2013) and numerical simulations (Rogers & Komacek 2014). However, a Bayesian analysis of observational data (Thorngren & Fortney 2018) shows that Ohmic dissipation can be attributed as the culprit of the inflation of hot Jupiters with high mass. In the present context, the coupling between the magnetic field and the thermal current and its effect on the planetary inflation are not directly related to dynamo that we study in this paper. Dynamo is a self-excited field but not a prescribed one, and its energy source is the convective heat flux in the interior. Ohmic dissipation releases heat but it is negligible compared to the convective heat flux. From the point view of the second law of thermodynamics, the convective heat flux can do work to cause fluid motion and gener-

ate magnetic field, but Ohmic dissipation only releases ‘useless’ heat that cannot do work on fluid to generate magnetic field. Therefore, the effect of magnetic field on the surface flow and thermal current is unlikely to have a significant impact on the evolution of planetary magnetic field.

On the other hand, the planetary inner core may have an impact on dynamo because the existence of a large core alters the thermal structure of a planet. At the young age of our solar system, the collisions may be frequent due to the high eccentricity of planetesimals arising from the sweeping secular resonance (Zheng et al. 2017a,b), such that a relatively large dilute core can form in Jupiter (Liu et al. 2019). The effect of a large core on the evolution of planetary magnetic field needs to be further studied.

With respect to application to the orbital dynamics, we consider only the circumstance of a co-planar circular orbit. The more complicated orbital dynamics about the semi-major axis, eccentricity and inclination evolution coupled with the magnetic field evolution will be further studied (see Appendix B).

ACKNOWLEDGEMENTS

We thank Andrew Cumming for his valuable contribution, extensive discussion, and insightful suggestions. We also thank Gary Glatzmaier, Fabio deColle, Gongjie Li and Chen Chen for useful discussions and Xueshan Zhao for drawing some schematic pictures.

APPENDIX

A. SCALING LAW OF PLANETARY MAGNETIC FIELD

We start from the total energy equation

$$\partial_t(\rho v^2/2 + B^2/2\mu) = -\nabla \cdot \mathbf{A} + \delta\rho \mathbf{g} \cdot \mathbf{v} - D_\nu - J^2/\sigma. \quad (\text{A1})$$

On the RHS, the vector \mathbf{A} is the total energy flux. The second term is the buoyancy power for dynamo arising from gravitational contraction on the Kelvin-Helmholtz timescale (by comparison the dynamo timescale is much shorter than K-H timescale). The third term D_ν is viscous dissipation, and the last term is ohmic dissipation, where $\sigma = 1/(\mu\eta)$ is electric conductivity and μ magnetic permeability. When magnetic field grows sufficiently strong, the back reaction of Lorentz force on flow results in the dynamo saturation, at which the total energy is statistically steady (Christensen 2010; Jones 2014) and the LHS vanishes. We integrate (A1) over the convective zone of dynamo, the net flux $\oint \mathbf{A} \cdot d\mathbf{S}$ is negligible compared to the energy in the interior and the viscous dissipation D_ν is negligible compared to ohmic dissipation. Eventually, we arrive at $\langle \delta\rho g v \rangle \approx \langle J^2/\sigma \rangle$ (brackets denote the volume average) which portrays the balance between the power and the dissipation for dynamo in a statistically steady state.

Next we introduce the two length scales, the mixing length l for turbulent momentum transport, i.e. the scale of largest turbulent eddies, and the small scale l_B of magnetic field on which magnetic diffusion takes place. In stellar convection zone the mixing length is approximately twice of pressure scale height $l \approx 2p/(dp/dr) \approx 2p/(\rho g) \approx 2\mathcal{R}T/(\mu_m g) \approx c_p T/g$ where hydrostatic balance, equation of state for ideal gas (\mathcal{R} is gas constant and μ_m is mean molecular weight) and $c_p = 2.5\mathcal{R}/\mu_m$ in convection zone are employed. The stellar mixing length is roughly 1/10 of stellar radius. However, in planetary interior the mixing length cannot exceed the depth of convection zone due to the

small size of planet. To estimate the length scale l_B of magnetic field we use the balance between magnetic induction and magnetic diffusion, i.e., the former takes place on planetary radius R while the latter on l_B , and readily obtain $l_B/l \approx (\eta/vl)^{1/2} = Rm^{-1/2}$ where magnetic Reynolds number $Rm = vl/\eta$ is defined on the mixing length l . This two-scale analysis is necessary for such a dissipative system (another well-known example is the boundary-layer analysis in fluid mechanics). Otherwise, if we admitted that the magnetic induction and the magnetic diffusion take place on the same scale then we would find that the magnetic Reynolds number is of order of unity at which dynamo cannot be driven. Inserting Ampere's law $J \approx B/(\mu l_B)$ with the estimation $l_B \approx (\eta l/v)^{1/2}$ into the balance $\langle \delta \rho g v \rangle \approx \langle J^2/\sigma \rangle$, we arrive at $\langle B^2/\mu \rangle \approx \langle \delta \rho g l \rangle$, which indicates the equipartition between magnetic energy and buoyancy energy. In the mixing length theory, buoyancy energy is comparable to kinetic energy, i.e. $\delta \rho g l \approx \rho v^2$, and thus we obtain $\langle B^2/\mu \rangle \approx \langle \rho v^2 \rangle$.

To estimate turbulent velocity v we introduce heat flux $F = \rho c_p \delta T v = c_p T \delta \rho v \approx c_p T \rho v^3/(gl)$ where $\delta T/T = -\delta \rho/\rho$ for ideal gas at constant pressure and the mixing length theory $\delta \rho g l \approx \rho v^2$ are employed, and then we obtain the estimation of turbulent velocity $v \approx [Fgl/(\rho c_p T)]^{1/3}$. In stellar convection zone the mixing length $l \approx c_p T/g$ such that $v \approx (F/\rho)^{1/3}$. This estimation about turbulent velocity is numerically validated by [Chan & Sofia \(1996\)](#) and [Cai \(2014\)](#). In solar convection zone the overall turbulent velocity is estimated around 30 m/s which is consistent with the asteroseismological observation ([Hanasoge et al. 2012](#)). Inserting the estimation of v into the balance $\langle B^2/\mu \rangle \approx \langle \rho v^2 \rangle$ we obtain the estimation of magnetic energy $\langle B^2/\mu \rangle \approx \langle \rho^{1/3} F^{2/3} \rangle$. However, in planetary interior, due to the small size of planet we replace l with $\min(l, d)$, where d is the depth of planetary convection zone, such that the estimation of magnetic energy becomes $\langle B^2/\mu \rangle \approx \langle \rho^{1/3} F^{2/3} [\min(l, d)/(c_p T/g)]^{2/3} \rangle$ where the factor $\min(l, d)/(c_p T/g)$ is dimensionless. Clearly, this scaling law is independent of rotation since Coriolis force does not enter the energy equation that we used to derive this scaling law. Although rotation is not the driving mechanism it plays an important role in field geometry ([Christensen 2010](#)). Usually faster rotation leads to more dipolar field on a larger scale due to the columnar structure of fluid flow. In some scaling laws, field strength depends on rotation, e.g. [Stevenson \(1979\)](#), [Davidson \(2013\)](#) and [Wei \(2022\)](#). In the anisotropic rotating turbulence, the mixing length theory, which states the balance between buoyancy force and inertial force, cannot hold but Coriolis force enters the force balance, such that the field strength will eventually depend on rotation ([Wei 2022](#)). This inference is valid for stellar convection zone and observations show that stellar fields indeed depend on rotation ([Wright et al. 2011](#); [Vidotto et al. 2014](#)). Planet is much smaller than star and the mixing length is usually taken to be the depth of planetary convection zone. Therefore, the rotational effect on the mixing length theory is negligible for planetary dynamo.

Next we consider the planetary internal structure. We normalize the density ρ with the mean density ρ_m and the heat flux F with the surface heat flux F_s such that the estimation can be written as $\langle B^2/\mu \rangle \approx \beta \rho_m^{1/3} F_s^{2/3}$ where $\beta = \left\langle (\rho/\rho_m)^{1/3} (F/F_s)^{2/3} [\min(l, d)/(c_p T/g)]^{2/3} \right\rangle$ is a structure factor. We simply assume $F/F_s \approx (R/r)^2$ in gas giant planet. Moreover, for a gas giant planet, the polytropic model can well describe its internal structure with the polytropic index n ranging from 1 of partial degeneracy at low density to 1.5 of complete degeneracy at high density ([Lissauer & de Pater 2013](#)). Using Jupiter's parameters we solve the Lane-Emden equation to find that $\beta \approx 1.12$ for $n = 1$ and $\beta \approx 0.85$ for $n = 1.5$, so that $\beta \approx 1$. We rewrite $\langle B^2/\mu \rangle \approx \rho_m^{1/3} F_s^{2/3}$ with $\rho_m = 3M/(4\pi R^3)$ where M is planet mass and $F_s = L/(4\pi R^2)$ where L is intrinsic luminosity (i.e., luminosity due to internal heat) then we are led to

$$\langle B^2/\mu \rangle \approx 0.115 M^{1/3} R^{-7/3} L^{2/3}. \quad (\text{A2})$$

B. DISCUSSIONS ON SPIN AND ORBITAL ANGULAR MOMENTUM IN STAR-PLANET-MOON SYSTEM

In this section, we systematically construct quantitative relations between several processes which can potentially lead to star's, planet's, and moon's orbital and spin evolution (in §B.1). In order to highlight the dominant mechanisms, some of these effects (such as planetary spin-down due to mass loss, tidally induced eccentricity excitation, and secular interaction) are neglected in this paper (§B.2, §B.3, & §B.4). With these approximations, we derive the moon's spin (§B.5) and compute its orbital evolution (§4.3).

B.1. Transfer in the star-planet-moon systems.

Total angular momentum for star-planet-moon systems is

$$J_{\star pm}^{\text{tot}} = L_{\star p} + L_{pm} + S_{\star} + S_p + S_m \quad \text{where} \quad (\text{B3})$$

$$L_{\star p, pm} = M_{p, m} \omega_{p, m} a_{p, m}^2 (1 - e_{p, m}^2)^{1/2} \quad (\text{B4})$$

are the angular momentum of the star-planet's and planet-moon's orbits,

$$S_{\star,p,m} = \alpha_{\star,p,m} M_{\star,p,m} R_{\star,p,m}^2 \Omega_{\star,p,m} \quad (\text{B5})$$

and $\alpha_{\star,p,m}$ are, separated by comma, the star's, planet's, and moon's spin angular momentum and coefficient of moment of inertia respectively. The subscripts with commas separate, in corresponding orders, components for star (\star), planet (p), moon (m), star-planet ($\star p$) and planet-moon (pm) systems respectively.

Stellar wind \dot{S}_{\star}^w and planetary evaporation \dot{S}_p^w carried by their mass losses (\dot{M}_{\star}^w and \dot{M}_p^w) lead to net losses of $J_{\star pm}^{tot}$. Stars' and planets' contraction (\dot{R}_{\star} and \dot{R}_p) changes their Ω_{\star} and Ω_p but not their S_{\star} and S_p . For infant planets/moons, the effect of their migration through the protostellar / circumplanetary disks can also be included in \dot{S}_p^w and \dot{S}_m^w . Due to the combination of stellar/planetary wind and tidal/magnetic torque, the spin angular momenta evolve at rates,

$$\dot{S}_{\star,p,m} = \Gamma_{\star p, \star, m \star}^{t,m} + \Gamma_{\star m, pm, mp}^{t,m} - \dot{S}_{\star,p,m}^w. \quad (\text{B6})$$

Due to the combination of secular ($\Gamma_{\star pm}^{sec}$), tidal, and magnetic torque, the orbital angular momentum of the star-planet and planet-moon systems evolve at rates

$$\dot{L}_{\star p, pm} = \pm \Gamma_{\star pm}^{sec} - \Gamma_{\star p, pm}^{t,m} - \Gamma_{pm, mp}^{t,m} \quad (\text{B7})$$

where the plus and minus signs for $\Gamma_{\star pm}^{sec}$ refer to the secular transfer of orbital angular momentum between the star-planet and planet-moon systems respectively. With the neglect of the second-order terms $\Gamma_{\star m}^{t,m}$ and $\Gamma_{m \star}^{t,m}$, the total angular momentum budget of the system changes at a rate

$$J_{\star pm}^{tot} = \dot{L}_{\star p} + \dot{L}_{pm} + \dot{S}_{\star} + \dot{S}_p + \dot{S}_m \simeq -\dot{S}_{\star}^w - \dot{S}_p^w - \dot{S}_m^w. \quad (\text{B8})$$

Neglecting structure changes (i.e. assuming $\dot{\alpha}_{\star} = \dot{\alpha}_p = \dot{\alpha}_m = 0$), the spin angular momentum, mass, and radius changes of the stars, planets, and moons in Equation (B5) lead to spin rate evolving at rates

$$\frac{\dot{\Omega}_{\star,p,m}}{\Omega_{\star,p,m}} = \frac{\dot{S}_{\star,p,m}}{S_{\star,p,m}} - \frac{\dot{M}_{\star,p,m}}{M_{\star,p,m}} - \frac{2\dot{R}_{\star,p,m}}{R_{\star,p,m}}. \quad (\text{B9})$$

Changes in the star-planet and planet-moon's orbit in Equation (B4) also lead to

$$\frac{\dot{a}_{p,m}}{2a_{p,m}} - \frac{e_{p,m}\dot{e}_{p,m}}{1-e_{p,m}^2} = \frac{\dot{L}_{\star p, pm}}{L_{\star p, pm}} - \frac{\dot{M}_{p,m}}{M_{p,m}} - \frac{\dot{M}_{\star,p}}{2M_{\star,p}}. \quad (\text{B10})$$

B.2. Spin and mass loss

In Eq (B9), the effect of angular momentum and mass loss from stars and planets is included in \dot{S}_{\star}^w and \dot{S}_p^w through \dot{S}_{\star} and \dot{S}_p (Eq. B6), \dot{M}_{\star} and \dot{M}_p . After the initial T Tauri phase, host stars' mass and radius evolution ($\dot{M}_{\star}/M_{\star}$ and $\dot{R}_{\star}/R_{\star}$) is negligible. But, the loss of angular momentum is strongly enhanced by magnetic braking (Mestel 1968). An empirical formula for the observed rotational velocity $\langle V_r \sin i \rangle$ (where i is the inclination between the spin axis and the line of sight) of G and K stars with age τ_{\star} suggests $\Omega_{\star} R_{\star} \simeq V_0 (\tau_0 / \tau_{\star})^{0.5}$ where $V_0 \simeq 4 \text{ km s}^{-1}$ and $\tau_0 \simeq 1 \text{ Gyr}$ (Skumanich 1972). The corresponding spin-down timescale

$$S_{\star} / \dot{S}_{\star}^w \simeq \Omega_{\star} / \dot{\Omega}_{\star}^w \sim -2\tau_0 (V_0 / \Omega_{\star} R_{\star})^2 \sim -2\tau_{\star}. \quad (\text{B11})$$

For young systems, this loss time scale may be considerable shorter than the tidal circulation time scale (Dobbs-Dixon et al. 2004). But for mature stars with slow Ω_{\star} and vanishing oblateness, angular momentum loss carried by stellar wind becomes negligible.

Photo-evaporation of close-in planets can also lead to significant fractional loss of super-Earths' atmosphere (Owen & Wu 2013, 2017; Fulton et al. 2017). However, this photo-evaporation process is unlikely to be effective for Jupiter-mass planets. Under some circumstances (such as high-e migration), strong tidal (Gu et al. 2003, 2004) or ohmic (Laine et al. 2008; Laine & Lin 2012; Hou & Wei 2022) dissipation of host stars' gravitational and magnetic perturbation may lead to intense heating, runaway inflation, and mass losses. The presence of planets' magnetic field may enhance the their angular moment loss. Moons engulfed in such out-flowing envelopes would endure hydrodynamic drag and undergo orbital decay. Such effects are beyond the scope of the present investigation. In this paper, we assume $\dot{S}_p^w = \dot{M}_p = 0$.

B.3. Eccentricity evolution

In Eqs. (B9) and (B10), $\dot{a}_{p,m}$, $\dot{e}_{p,m}$, and $\dot{\Omega}_{\star,p,m}$ are separately treated through \dot{L} 's and \dot{S} 's respectively. Tidal dissipation inside rapidly/slowly spinning stars can excite/damp their planets' eccentricity (Goldreich & Soter 1966; Dobbs-Dixon et al. 2004). Likewise tidal dissipation inside rapidly/slowly spinning planets can also excite/damp their moons' eccentricity. In systems where 1) all spin vectors of the host stars, planets, and moons are aligned with the planets' and moons' orbital angular momentum vectors and 2) $a_m \ll r_H$ (so that the stars' secular perturbation on the moons' orbits can be neglected), the governing equations for the eccentricity evolution become

$$\dot{e}_p = g_{\star p} + g_{p\star} \quad \text{and} \quad \dot{e}_m \simeq g_{pm} + g_{mp} \quad \text{where}$$

$$\begin{aligned} g_{p\star,\star p} &= 27k_{p,\star}\tau_{p,\star}\omega_p e_p \frac{M_{\star,p}}{M_{p,\star}} \frac{R_{p,\star}^5}{a_p^5} \\ &\quad \cdot \left(f_2(e_p) \frac{11\Omega_{p,\star}}{18\omega_p} - f_1(e_p) \right), \\ g_{mp,pm} &= 27k_{m,p}\tau_{m,p}\omega_m e_m \frac{M_{p,m}}{M_{m,p}} \frac{R_{m,p}^5}{a_m^5} \\ &\quad \cdot \left(f_2(e_m) \frac{11\Omega_{m,p}}{18\omega_m} - f_1(e_m) \right), \\ f_1(e_{p,m}) &= \frac{1 + 15e_{p,m}^2/4 + 15e_{p,m}^4/8 + 5e_{p,m}^6/64}{(1 - e_{p,m}^2)^{13/2}}, \\ f_2(e_{p,m}) &= \frac{1 + 3e_{p,m}^2/2 + e_{p,m}^4/8}{(1 - e_{p,m}^2)^5}. \end{aligned}$$

These equations indicate that around rapidly spinning stars (with Ω_\star or $\Omega_p \gg \omega_p$), tidal torque can excite the planets' eccentricity. Similarly around rapidly spinning planets (with Ω_p or $\Omega_m \gg \omega_m$), tidal torque can excite the moons' eccentricity. However, stellar wind leads to the rapid spindown of young solar type stars (§B.2). For hot Jupiters, the dominance $\Gamma_{\star p}^t$ over $\Gamma_{\star p}^t$ also leads to synchronization between the planets' spin with their orbit, i.e. $\Omega_p \sim \omega_p$ (§3.3). Thus, tidal interaction between stars and their planets usually damps their eccentricity (Dobbs-Dixon et al. 2004). Indeed, nearly all the hot Jupiters and most of the warm Jupiters have circular orbits or very small eccentricities. Moreover, since the moons' $a_m < r_H$, their ω_m is greater than their planets' ω_p and therefore Ω_p (Ω_p with respect to hot Jupiters). Tidal interaction between planets and their moons also usually damps the moons' eccentricity. In this paper, we consider the limiting cases $e_p \ll 1$ and $e_m \ll 1$ so that the second term on the left hand side of Eq (B10) is negligible.

B.4. Secular interaction

In Eq (B10), we also consider the dissipationless gravitation interaction between the stars, planets, and moons (included in $\Gamma_{\star pm}^{sec}$ through $\dot{L}_{\star p,pm}$, Eq. B7). Although the Laplace-Runge-Lanz vector (eccentricity, periastris longitude and ascending node) of stars, planets, and moons generally modulate on a secular time scale, 3-body (star-planet-moon) gravitational interaction does not lead to a net angular momentum and energy exchanges over multiple liberation or circulation cycles (Murray & Dermott 1999). Gravity associated with their axisymmetric natal disks, general relativity, and rotationally-flatten oblateness of their host stars/planets also do not lead to any net changes in planet and moons' angular momentum, albeit they lead to precession of planet's and moon's ascending nodes and periastris longitudes.

However, during the depletion of their natal disks or the spin down of their host stars and planets (due to \dot{S}_\star^w and \dot{S}_p^w), these systems may encounter secular resonances with net angular momentum (i.e. finite $\dot{L}_{\star pm}^{sec}/J_{\star pm}^{tot}$) and negligible energy (i.e. conserved a_p and a_m) exchanges between the star-planet and planet-moon's orbits (Nagasawa et al. 2003; Nagasawa & Lin 2005). Moreover, when the planet's/moon's apsidal and nodal precession frequency match with their mean motion (ω_p and ω_m), their eccentricity and inclination may also be excited through the evection and eviction resonances in coplanar and inclined systems respectively (Touma & Wisdom 1998). Together with the stellar, planetary, and moons' tidal torque, these physical processes may have played a role in the dynamical history of the Sun-Earth-Moon system (Zahnle et al. 2015; Ćuk et al. 2016). They are also likely to disrupt satellite systems formed in the already confined birth-domains (§4.1) around short-period planets which may have migrated to their present-day location. In this paper, we neglect these dynamical effects.

B.5. The rate of change in the semi-major axis

In Eqs (B9) and (B10), we have listed all the contributing factors which may affect the spin-orbit evolution of a star-planet-moon system, under the influence of tidal, magnetic, and secular interactions as well as angular momentum and mass loss, and stellar and planetary contraction. Some of these contributing factors, such as secular interaction, stellar and planetary winds, are important during the system's formation and infancy epochs. While these effects will be explored in subsequent studies, this paper focuses on the long-term survival of exomoons on the orbital period of their host planets. The above discussions indicate that most these effects have negligible contribution in mature (Gyr old) systems.

Based on the above discussions, we neglect, for mature star-planet-moon system, contributions from $\dot{S}_{\star pm}^{sec}$, $\dot{S}_{\star p}^w$, $\dot{M}_{\star, p, m}$, $\dot{R}_{\star, p, m}$, $e_{p, m}$, so that Eqs (B9) and (B10) reduce to

$$\frac{\dot{\Omega}_{\star, p, m}}{\Omega_{\star, p, m}} = \frac{\Gamma_{\star p, p\star, m\star}^{t, m} + \Gamma_{\star m, pm, mp}^{t, m}}{S_{\star, p, m}}, \quad \frac{\dot{a}_p}{2a_p} = \frac{-\Gamma_{\star p}^{t, m} - \Gamma_{p\star}^{t, m}}{L_{\star p}}, \quad (\text{B12})$$

$$\frac{\dot{a}_m}{2a_m} = \frac{-\Gamma_{pm}^{t, m} - \Gamma_{mp}^{t, m} - \Gamma_{m\star}^{t, m} - \Gamma_{\star m}^{t, m}}{L_{pm}}. \quad (\text{B13})$$

We focus on the orbital evolution under the assumption that the eccentricities of the moon's orbit around the planet and the planet's orbit around the star are quickly damped by Γ_{mp}^t or Γ_{mp}^m and $\Gamma_{p\star}^t$ or $\Gamma_{p\star}^m$ respectively. The effects introduced by the initial stellar and planetary spin with eccentricity and inclination in young systems will be analyzed in a follow-up investigation.

REFERENCES

- Astudillo-Defru, N., Díaz, R. F., Bonfils, X., et al. 2017, *A&A*, 605, L11, doi: [10.1051/0004-6361/201731581](https://doi.org/10.1051/0004-6361/201731581)
- Batygin, K. 2018, *AJ*, 155, 178, doi: [10.3847/1538-3881/aab54e](https://doi.org/10.3847/1538-3881/aab54e)
- Batygin, K., & Stevenson, D. 2010, *Astrophys. J. Lett.*, 714, 238
- Batygin, K., Stevenson, D., & Bodenheimer, P. 2011, *Astrophys. J.*, 738
- Benisty, M., Bae, J., Facchini, S., et al. 2021, *Astrophys. J. Lett.*, 916, L2
- Blaauw, A. 1964, *ARA&A*, 2, 213, doi: [10.1146/annurev.aa.02.090164.001241](https://doi.org/10.1146/annurev.aa.02.090164.001241)
- Bodenheimer, P., Hubickyj, O., & Lissauer, J. J. 2000, *Icarus*, 143, 2
- Bryan, M. L., Ginzburg, S., Chiang, E., et al. 2020, *Astrophys. J.*, 905, 37
- Bullard, E., & Gellman, H. 1954, *Phil. Trans. Roy. Soc. London A*, 247, 213
- Burrows, A., Marley, M., Hubbard, W. B., et al. 1997, *Astrophys. J.*, 491, 856
- Cai, T. 2014, *Mon. Not. Roy. Astron. Soc.*, 443, 3703
- Chan, K. L., & Sofia, S. 1996, *Astrophys. J.*, 466, 372
- Chandrasekhar, S. 1939, *An introduction to the study of stellar structure* (Dover 1967)
- Christensen, U. R. 2010, *Space Sci. Rev.*, 152, 565
- Christensen, U. R., & Aubert, J. 2006, *Geophys. J. Inter.*, 166, 97
- Christensen, U. R., Holzwarth, V., & Reiners, A. 2009, *Nature*, 457, 167
- Ćuk, M., Hamilton, D. P., Lock, S. J., & Stewart, S. T. 2016, *Nature*, 539, 402, doi: [10.1038/nature19846](https://doi.org/10.1038/nature19846)
- Davidson, P. A. 2013, *Geophysical Journal International*, 195, 67
- Dobbs-Dixon, I., Lin, D. N. C., & Mardling, R. A. 2004, *ApJ*, 610, 464, doi: [10.1086/421510](https://doi.org/10.1086/421510)
- Duguid, C. D., Barker, A. J., & Jones, C. A. 2020, *Mon. Not. Roy. Astron. Soc.*, 497, 3400
- Eggleton, P. P., Kiseleva, L. G., & Hut, P. 1998, *ApJ*, 499, 853, doi: [10.1086/305670](https://doi.org/10.1086/305670)
- Fortney, J., & Nettelmann, N. 2009, *Space Sci. Rev.*, 152, 423
- French, M., Becker, A., Lorenzen, W., et al. 2012, *Astrophys. J. Suppl. Ser.*, 202
- Fulton, B. J., Petigura, E. A., Howard, A. W., et al. 2017, *AJ*, 154, 109, doi: [10.3847/1538-3881/aa80eb](https://doi.org/10.3847/1538-3881/aa80eb)
- Fung, J., Artymowicz, P., & Wu, Y. 2015, *ApJ*, 811, 101, doi: [10.1088/0004-637X/811/2/101](https://doi.org/10.1088/0004-637X/811/2/101)
- Galloway, D. J., & Proctor, M. R. E. 1992, *Nature*, 356, 691
- Ginzburg, S., & Chiang, E. 2020, *Mon. Not. Roy. Astron. Soc.*, 491, L34
- Glatzmaier, G., & Roberts, P. H. 1995, *Nature*, 377, 203
- Goldreich, P., & Lynden-Bell, D. 1969, *Astrophys. J.*, 156, 59
- Goldreich, P., & Nicholson, P. D. 1977, *Icarus*, 30, 301

- Goldreich, P., & Soter, S. 1966, *Icarus*, 5, 375
- Gu, P.-G., Bodenheimer, P. H., & Lin, D. N. C. 2004, *ApJ*, 608, 1076, doi: [10.1086/420867](https://doi.org/10.1086/420867)
- Gu, P.-G., Lin, D. N. C., & Bodenheimer, P. H. 2003, *ApJ*, 588, 509, doi: [10.1086/373920](https://doi.org/10.1086/373920)
- Gubbins, D. 1972, *Nature*, 238, 119
- Hanasoge, S. M., Duvall, T. L., & Sreenivasan, K. R. 2012, *Proceedings of the National Academy of Science*, 109, 11928
- Hasegawa, Y., Kanagawa, K. D., & Turner, N. J. 2021, *Astrophys. J.*, 923, 27
- Hou, Q., & Wei, X. 2022, *MNRAS*, 511, 3133
- Huang, X., & Cumming, A. 2012, *Astrophys. J.*, 757
- Hut, P. 1981, *A&A*, 99, 126
- Jones, C. A. 2014, *Icarus*, 241, 148
- Kanodia, S., Libby-Roberts, J., Canas, C. I., et al. 2022, arXiv e-prints, arXiv:2203.07178
- Kavanagh, R. D., Vidotto, A. A., Vedantham, H. K., et al. 2022, arXiv e-prints, arXiv:2205.01661
- Koenigl, A. 1991, *ApJL*, 370, L39, doi: [10.1086/185972](https://doi.org/10.1086/185972)
- Krause, F., & Rädler, K. H. 1980, *Mean-field magnetohydrodynamics and dynamo theory* (Oxford UK: Pergamon Press)
- Lai, D. 2012, *Astrophys. J. Lett.*, 757, L3
- Laine, R. O., & Lin, D. N. C. 2012, *Astrophys. J.*, 745, 2
- Laine, R. O., Lin, D. N. C., & Dong, S. 2008, *Astrophys. J.*, 685, 521
- Lainey, V., Arlot, J.-E., Karatekin, Ö., & van Hoolst, T. 2009, *Nature*, 459, 957
- Larmor, J. 1919, *Rep. Brit. Assoc. Adv. Sci.*, 159
- Li, L., Jiang, X., West, R., Gierasch, P., & et. al. 2018, *Nature Comm.*, 9, 3709
- Li, Y.-P., Chen, Y.-X., Lin, D. N. C., & Zhang, X. 2021, *ApJ*, 906, 52, doi: [10.3847/1538-4357/abc883](https://doi.org/10.3847/1538-4357/abc883)
- Lin, D. N. C., Bodenheimer, P., & Richardson, D. C. 1996, *Nature*, 380, 606
- Lin, D. N. C., & Pringle, J. E. 1976, in *Structure and Evolution of Close Binary Systems*, ed. P. Eggleton, S. Mitton, & J. Whelan, Vol. 73, 237
- Lissauer, J. J., & de Pater, I. 2013, *Fundamental Planetary Science* (Cambridge University Press)
- Liu, S.-F., Hori, Y., Müller, S., et al. 2019, *Nature*, 572, 355
- Machida, M. N., Kokubo, E., Inutsuka, S.-i., & Matsumoto, T. 2008, *ApJ*, 685, 1220, doi: [10.1086/590421](https://doi.org/10.1086/590421)
- Marley, M. S., Fortney, J. J., Hubickyj, O., Bodenheimer, P., & Lissauer, J. J. 2007, *Astrophys. J.*, 655, 541
- Martin, R. G., & Lubow, S. H. 2011, *Mon. Not. Roy. Astron. Soc.*, 413, 1447
- Mathieu, R. D. 1994, *ARA&A*, 32, 465, doi: [10.1146/annurev.aa.32.090194.002341](https://doi.org/10.1146/annurev.aa.32.090194.002341)
- Mestel, L. 1968, *MNRAS*, 138, 359, doi: [10.1093/mnras/138.3.359](https://doi.org/10.1093/mnras/138.3.359)
- Moffatt, H. K. 1978, *Magnetic Field Generation in Electrically Conducting Fluids* (Cambridge UK: Cambridge University Press)
- Murray, C. D., & Dermott, S. F. 1999, *Solar system dynamics* (Cambridge University Press)
- Nagasawa, M., & Lin, D. N. C. 2005, *ApJ*, 632, 1140, doi: [10.1086/433162](https://doi.org/10.1086/433162)
- Nagasawa, M., Lin, D. N. C., & Ida, S. 2003, *ApJ*, 586, 1374, doi: [10.1086/367884](https://doi.org/10.1086/367884)
- Neubauer, F. 1980, *Journal of Geophysical Research: Space Physics*, 85, 1171, doi: [https://doi.org/10.1029/JA085iA03p01171](https://doi.org/https://doi.org/10.1029/JA085iA03p01171)
- Ogilvie, G. I. 2014, *Annu. Rev. Astron. Astrophys.*, 52, 171
- Ogilvie, G. I., & Lin, D. N. C. 2004, *Astrophys. J.*, 610, 477
- . 2007, *Astrophys. J.*, 661, 1180
- Owen, J. E., & Wu, Y. 2013, *ApJ*, 775, 105, doi: [10.1088/0004-637X/775/2/105](https://doi.org/10.1088/0004-637X/775/2/105)
- . 2017, *ApJ*, 847, 29, doi: [10.3847/1538-4357/aa890a](https://doi.org/10.3847/1538-4357/aa890a)
- Papaloizou, J., & Pringle, J. E. 1977, *MNRAS*, 181, 441, doi: [10.1093/mnras/181.3.441](https://doi.org/10.1093/mnras/181.3.441)
- Penev, K., Bouma, L. G., Winn, J. N., & Hartman, J. D. 2018, *AJ*, 155, 165, doi: [10.3847/1538-3881/aaaf71](https://doi.org/10.3847/1538-3881/aaaf71)
- Pineda, J. S., & Villadsen, J. 2023, *Nature Astronomy*, doi: [10.1038/s41550-023-01914-0](https://doi.org/10.1038/s41550-023-01914-0)
- Rasio, F. A., & Ford, E. B. 1996, *Science*, 274, 954
- Reiners, A., & Christensen, U. R. 2010, *A & A*, 522, A13
- Rogers, T., & Komacek, T. 2014, *Astrophys. J.*, 794
- Rotvig, J., & Jones, C. A. 2002, *Phys. Rev. E*, 66, 056308
- Skumanich, A. 1972, *ApJ*, 171, 565, doi: [10.1086/151310](https://doi.org/10.1086/151310)
- Stevenson, D. J. 1979, *Geophysical and Astrophysical Fluid Dynamics*, 12, 139
- Strugarek, A. 2016, *Astrophys. J.*, 833, 140
- Strugarek, A., Bolmont, E., Mathis, S., et al. 2017, *Astrophys. J. Lett.*, 847, L16
- Strugarek, A., Brun, A. S., Matt, S. P., & Réville, V. 2015, *Astrophys. J.*, 815, 111
- Thorngren, D., & Fortney, J. 2018, *Astronomical J.*, 155
- Tokadjian, A., & Piro, A. L. 2020, *Astronomical J.*, 160, 194
- Touma, J., & Wisdom, J. 1998, *AJ*, 115, 1653, doi: [10.1086/300312](https://doi.org/10.1086/300312)
- Trigilio, C., Biswas, A., Leto, P., et al. 2023, arXiv e-prints, arXiv:2305.00809, doi: [10.48550/arXiv.2305.00809](https://doi.org/10.48550/arXiv.2305.00809)
- Vidal, J., & Barker, A. J. 2020, *Mon. Not. Roy. Astron. Soc.*, 497, 4472
- Vidotto, A. A., & Donati, J. F. 2017, *Astron. Astrophys.*, 602, A39
- Vidotto, A. A., Gregory, S. G., Jardine, M., et al. 2014, *Mon. Not. Roy. Astron. Soc.*, 441, 2361

- Wei, X. 2014, *Geophys. Astrophys. Fluid Dyn.*, 109, 159
- Wei, X. 2018, *Astrophys. J. Lett.*, 855, L7
- . 2022, *Astrophys. J.*, 926, 40
- Wei, X., Jackson, A., & Hollerbach, R. 2012, *Geophysical and Astrophysical Fluid Dynamics*, 106, 681
- Wood, B. E., Müller, H.-R., Zank, G. P., & Linsky, J. L. 2002, *Astrophys. J.*, 574, 412
- Wood, B. E., Müller, H. R., Zank, G. P., Linsky, J. L., & Redfield, S. 2005, *Astrophys. J. Lett.*, 628, L143
- Wright, N. J., Drake, J. J., Mamajek, E. E., & Henry, G. W. 2011, *Astrophys. J.*, 743, 48
- Wu, Y., & Lithwick, Y. 2013, *Astrophys. J.*, 763
- Wu, Y., & Murray, N. 2003, *Astrophys. J.*, 589, 605
- Yoder, C. F., & Peale, S. J. 1981, *Icarus*, 47, 1, doi: [10.1016/0019-1035\(81\)90088-9](https://doi.org/10.1016/0019-1035(81)90088-9)
- Yu, L., Donati, J. F., Hébrard, E. M., et al. 2017, *Mon. Not. Roy. Astron. Soc.*, 467, 1342
- Zahn, J. P. 1977, *Astron. Astrophys.*, 57, 383
- Zahnle, K. J., Lupu, R., Dobrovolskis, A., & Sleep, N. H. 2015, *Earth and Planetary Science Letters*, 427, 74, doi: [10.1016/j.epsl.2015.06.058](https://doi.org/10.1016/j.epsl.2015.06.058)
- Zarka, P. 2007, *Planet. Space Sci.*, 55, 598
- Zarka, P., Li, D., Grießmeier, J.-M., et al. 2019, *Research in Astronomy and Astrophysics*, 19, 023
- Zheng, X., Lin, D. N. C., & Kouwenhoven, M. B. N. 2017a, *Astrophys. J.*, 836, 207
- Zheng, X., Lin, D. N. C., Kouwenhoven, M. B. N., Mao, S., & Zhang, X. 2017b, *Astrophys. J.*, 849, 98