

‘Keep it Together’: Enforcing Cohesion in Extractive Summaries by Simulating Human Memory

Ronald Cardenas

University of Edinburgh
ronald.cardenas@ed.ac.uk

Matthias Gallé

Cohere
matthias@cohere.com

Shay B. Cohen

University of Edinburgh
scohen@inf.ed.ac.uk

Abstract

Extractive summaries are usually presented as lists of sentences with no expected cohesion between them. In this paper, we aim to enforce cohesion whilst controlling for informativeness and redundancy in summaries, in cases where the input exhibits high redundancy. The pipeline controls for redundancy in long inputs as it is consumed, and balances informativeness and cohesion during sentence selection. Our sentence selector simulates human memory to keep track of topics –modeled as lexical chains–, enforcing cohesive ties between noun phrases. Across a variety of domains, our experiments revealed that it is possible to extract highly cohesive summaries that nevertheless read as informative to humans as summaries extracted by only accounting for informativeness or redundancy. The extracted summaries exhibit smooth topic transitions between sentences as signaled by lexical chains, with chains spanning adjacent or near-adjacent sentences.

1 Introduction

Text summarization is the task of processing a document(s) and producing a shorter text, the *summary*, that retains the gist of the information (Nenkova et al., 2011). *Extractive* summarization selects content units (usually sentences) and presents their concatenation as the summary. It remains challenging to select the appropriate content units so that the summary ends up non-redundant and informative, with much previous work modeling these qualities during document understanding (Peyrard et al., 2017; Xiao and Carenini, 2020; Gu et al., 2022). Moreover, the modeling of summary coherence previously relied on capturing discourse patterns in nearby sentences (Barzilay and Lapata, 2008; Steen and Markert, 2022; Zhao et al., 2023). Cohesion, a special case of local coherence, relies on the explicit textualization of contextual connections called *cohesive ties*, making a text read as a unified whole (Hassan et al., 1976).

We introduce an extractive summarization methodology that implements two control mechanisms at different stages of processing: the first one to control redundancy during input understanding, and the second one to control the trade-off between informativeness and cohesion during summary extraction. When building extractive summaries by concatenating sentences, we argue that controlling for cohesion is a better-defined task than aiming to control coherence, especially if no sort of post-editing (e.g. replacing discourse markers) is applied (Zajic et al., 2007; West et al., 2019; Mallinson et al., 2020). A potential benefit of producing a more cohesive text is that it is easier to read and understand for humans, especially when the knowledge domain is highly technical, as reported by previous work in psycholinguistics (Kintsch, 1990) and automatic summarization (Barzilay and Elhadad, 2002).

In our pipeline, summary properties are controlled in the following way. On the one hand, summary redundancy is addressed by controlling the redundancy levels of the input text, following previous findings (Carbonell and Goldstein, 1998; Xiao and Carenini, 2020). The pipeline consumes input text in a cascaded way: first splitting the input into contiguous passages, then consuming passages one at a time so as to minimize their semantic similarity with already selected passages.

On the other hand, informativeness and cohesion are directly modeled during summary extraction. Extraction is done in a sentence-by-sentence fashion, quantifying summary properties independently at each step. The objective is to select a highly cohesive sentence that is informative enough. We introduce a sentence selector that incrementally builds cohesive chains of noun phrases and models chain interaction. The selector, KVD-SELECT, keeps track of chains currently active by simulating human memory according to the Micro-Macro theory, henceforth KvD (Kintsch and van Dijk, 1978),

a psycholinguistic theory of discourse comprehension and production. Working memory –a type of short-term memory– is modeled as a limited-capacity buffer of lexical chains, forcing the model to keep only the most salient chains.

We test our methodology on newswire multi-document summarization and single-long document summarization of scientific articles, patents, and government reports. Across domains, extensive experiments show that, first, our system is effective at incrementally building an input sequence with lower content redundancy, which translated to a significant reduction in summary redundancy. Second, the proposed sentence selector managed to maintain summaries informative while improving cohesion significantly: over 15% more noun phrases and over 20% more sentences were connected through cohesive ties w.r.t a greedy selector. Tailored human evaluation campaigns revealed that cohesion has a positive impact on perceived informativeness, and that our extracted summaries exhibit chains covering adjacent or near-adjacent sentences. Closer inspection showed that topics flow smoothly across extracted summaries with no abrupt change or jumps.

In summary, our contributions are as follows:

- We propose a cascaded encoder capable of consuming arbitrary long textual input that controls the level of content redundancy the rest of the pipeline is exposed to.
- We propose a summary extraction method that models informativeness and cohesion independently and allows to control the balance between the two when building the summary.
- Automatic and human experiments show the effectiveness of our control mechanisms and how summary properties can be balanced according to user needs in a straightforward way.

2 Related Work

Previous work modeled cohesion by keeping track of named entities (Barzilay and Lapata, 2008; Guinaudeau and Strube, 2013), topic flow (Barzilay and Elhadad, 2002), or by implementing discourse theories (Jeon and Strube, 2020). Most similar to our approach, Fang (2019) introduced an KvD implementation that models cohesion and informativeness jointly during reading, assigns a single importance score to each sentence, and employs a greedy sentence selector. In contrast, we quantify summary properties separately, and model cohesion by

implementing KvD during sentence selection. This approach allows more explicit control of the contribution of each property during summary extraction.

Similar ways to control summary properties during selection have focused only on minimizing redundancy (Carbonell and Goldstein, 1998; Fabbri et al., 2019; Xiao and Carenini, 2020), where the extractive summary is regarded as a list of sentences with no particular order to them, a design choice possibly influenced by the format of available benchmarks such as CNN/DM (Hermann et al., 2015). However, seminal work highlighted the role of redundancy (Walker, 1993; Tauste, 1995), and how its presence is a result of human memory limitations (Johnstone, 1994).

In this work, we provide evidence that controlling for cohesion constitutes a better strategy for providing the end-user with a more comprehensible summary, formatted as a multi-sentence cohesive text. Our results show that this setup is especially effective when the knowledge domain is highly technical, and when a sentence ordering cannot be inferred from the input trivially, e.g. in multi-document summarization.

Previous work on passage selection focused on selecting salient passages (paragraphs in the a document or documents in a cluster) from long and noisy input by ranking them according to TF-IDF similarity with the article title (Liu et al., 2018) or with a learned ranker (Liu and Lapata, 2019). In contrast, our redundancy control method operates in an unsupervised fashion by selecting passages according to their relevance, measured by LexRank (Erkan and Radev, 2004), and to their redundancy w.r.t. already selected passages.

3 Problem Formulation

We tackle the task of extractive summarization as a sentence scoring step followed by a selection step. Figure 1 shows the pipeline of the system, in which sentences are scored in a cascaded fashion, as follows. First, the input is segmented into blocks of contiguous sentences to be selected based on their relevancy and their redundancy w.r.t. already selected blocks. Then, a local encoder obtains block-level representations for each sentence in the block. After all document blocks are processed, the encodings are concatenated into a single embedding sequence and passed to the global context encoder, which will obtain a document-aware representation of each sentence. Finally, a selection module will

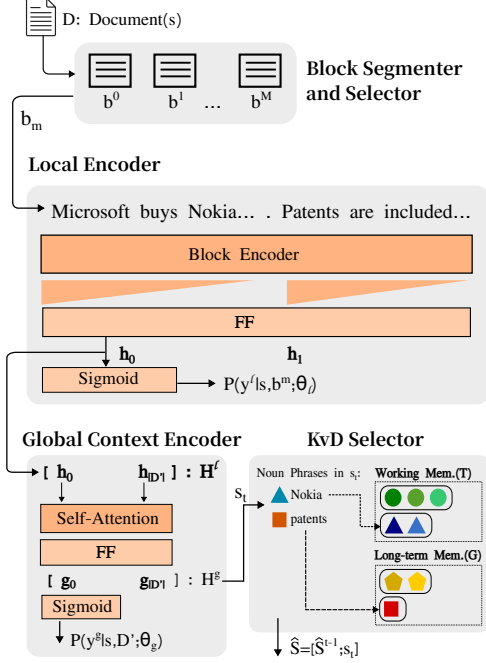


Figure 1: Our extraction pipeline: local extraction step m adds local sentences to D' ; at sentence selection step t , KvD-Select balances informativeness of candidate s_t with cohesion of summary \hat{S} .

extract a subset of sentences and present them as the summary in the order they were extracted. We now proceed to elaborate on each module of the proposed pipeline.

3.1 Block Segmentation and Selection

Processing starts by segmenting the document(s) D into fixed-length overlapping blocks, each of which includes preceding and subsequent wordpieces, providing surrounding context. Then, blocks are selected iteratively until a predefined budget (total number of wordpieces) is met. At step m , block b_m is selected such that

$$b_m = \underset{b \in B \setminus \hat{B}}{\operatorname{argmax}} [\lambda_b \operatorname{LR}(b) - (1 - \lambda_b) \max_{b_j \in \hat{B}} \operatorname{Sim}(b, b_j)] \quad (1)$$

where \hat{B} is the set of blocks already selected, $\operatorname{Sim}(x, y)$ is the cosine similarity between TF-IDF vectors of blocks x and y , and λ_b allows to control the mix of both terms. $\operatorname{LR}(b)$ is the continuous LexRank score of block b (Erkan and Radev, 2004), calculated over the complete graph of blocks in D ,

$$\operatorname{LR}(b) = \frac{d}{|B|} + (1 - d) \sum_{v \in \operatorname{adj}[b]} \frac{\operatorname{Sim}(b, v)}{\sum_{z \in \operatorname{adj}[v]} \operatorname{Sim}(z, v)} \operatorname{LR}(v)$$

where d is the damping factor and $\operatorname{adj}(b)$ is the set of block nodes adjacent to b . This module balances block relevancy (as proxied by centrality) and input

redundancy in a straightforward way by linearly combining their scores. After an optimal block is selected, it is sent to the local encoder module.

3.2 Local Encoder (LE)

Given block b as a sequence of wordpieces spanning contiguous sentences, the local encoder will obtain representations for each sentence covered in b . This module is trained as a local extractive summarizer itself, under sequence labeling formulation where each sentence in the block is labeled as $y_i^\ell \in \{0, 1\}$ to indicate whether sentence s_i is selected or not. Then, sentence representation h_i is defined as the average embedding over s_i wordpieces, obtained from a LongT5 encoder (Guo et al., 2022). Finally, the probability of s_i being locally selected is defined as $P(y_i^\ell | s_i, b; \theta_\ell) = \sigma(W^\ell \cdot h_i)$, and the module is trained using cross-entropy loss independently from the rest of the pipeline. During inference, the local encoder consumes one block, selects N sentences and adds them to D' —containing all locally selected sentences so far—, and their corresponding embeddings to H^ℓ .

3.3 Global Context Encoder (GCE)

Given the sequence of local sentence embeddings H^ℓ , this module obtains the sequence of globally-aware representations H^g as follows. Sequence H^ℓ is passed through a self-attention layer (Vaswani et al., 2017), i.e. $g_t = \operatorname{SelfAttn}(h_t, H^\ell)$, $\forall h_t \in H^\ell$. Similarly to the LE module, the probability of selecting $s_t \in D'$ is $P(y_t^g | s_t, D'; \theta_g) = \sigma(W^g \cdot g_t)$, where $y_t^g \in \{0, 1\}$ indicates whether s_t is selected or not for the final, global summary, and also trained using cross-entropy loss.

3.4 Sentence Selection

Finally, candidate summary \hat{S} is built by selecting one sentence at a time from D' , taking into account the informativeness and cohesion of each candidate sentence w.r.t. the already selected sentences. At selection step t , the optimal sentence is given by

$$s_t = \underset{s \in D' \setminus \hat{S}^{t-1}}{\operatorname{argmax}} [\lambda_{\text{sel}} f_I(s) + (1 - \lambda_{\text{sel}}) f_C(\hat{S}^t)] \quad (2)$$

where function f_I estimates the informativeness of candidate sentence s , f_C estimates the cohesion of candidate summary $\hat{S}^t = [\hat{S}^{t-1}; s]$, and $\lambda_{\text{sel}} \in [0, 1]$ is a parameter that allows to control their trade-off. Following Xiao and Carenini (2020), we take the probability of selecting s given by the global context encoder module as a proxy

for informativeness, i.e. $f_I(s) = P(y^g \mid s, D'; \theta_g)$. In the next section, we elaborate on how f_C models and enforces cohesion during sentence selection.

4 Cohesion during Summary Extraction

Cohesion is a language mechanism that enables a sequence of sentences to function as a unified whole (Hassan et al., 1976). It does so by linking semantic units in a text through *cohesive ties*, regardless of the grammatical or discourse structure these units are part of. In particular, lexical cohesion links units with the same lexical form, synonyms, or units in the same semantic field. Furthermore, units tied cohesively can be grouped in chains by their semantic similarity. Whilst the mere presence of two or more chains does not guarantee a cohesive effect, their interaction can be a reliable proxy for cohesion (Morris and Hirst, 1991; Barzilay and Elhadad, 1997).

In this paper, we focus on modeling lexical cohesive ties between noun phrases in nearby sentences of a summary by controlling the interaction between lexical chains.

4.1 KvD Select

The proposed selector, KVD-SELECT, calculates cohesion score f_C by simulating the processes in working memory during text production. The procedure is based on the Micro-Macro Structure theory (Kintsch and van Dijk, 1978), which describes the cognitive processes involved in text comprehension and production at the local (micro) and global (macro) level of discourse. Following Fang (2019), we implement processes happening at micro-level, which deal with the movement of content in and out of working memory.

Let T be working memory and G long-term memory (LTM), where both are separate sets of cohesive chains, and each chain as a set of noun phrases (NPs). At selection step t , the algorithm extracts NPs from s_t and connects them to the chains in T and G , constraining the number of active chains in T afterward. Cohesive score f_C then depends on the average similarity between units added to T and those added to G . We now elaborate on each step of the algorithm.

Extracting Noun Phrases. Given sentence $s_t \in D'$, we obtain P , the set of extracted nominal chunks, obtained by merging nominal nodes in dependency trees with their children, following the procedure of Fang (2019). Specifically, given that

node u is nominal dependent of a clausal predicate, u will have its child v merged if either v is a function word, a single-token modifier, or u and v form part of a multi-word expression.

Adding Content to Memory. Next, cohesive ties between s_t and \hat{S}^{t-1} are enforced by adding each NP in P to the chain with the highest element-wise semantic similarity. Formally, the optimal chain to add $a \in P$ to is $C^* = \operatorname{argmax}_{C \in T} \{\phi(p, C)\}$, where ϕ is the average BERTScore (Zhang et al., 2019) between a and each NP in C . In order to make sure that chains maintain an acceptable level of semantic similarity between elements, a is added to chain C only if $\phi(a, C) \geq \nu$, where ν is the minimum admissible similarity. This way the algorithm can control the similarity length between chain members, and avoid a single, long chain.

If similarity with chains in T is not strong enough, we look at chains in G , in which case the chosen chain is moved back to T . This step simulates how humans recall content no longer present in WM, the *recall mechanism* (Kintsch and van Dijk, 1978). If still no chain in G meets the similarity requirement, we proceed to create a brand new chain in T with a as its sole element. By searching for a good enough candidate chain first in T and then in G , we encourage cohesive ties between NPs in nearby sentences.

Updating Memory. After adding incoming NPs to chains in memory, T is updated to retain only the WM most recent chains, where *recency* of a chain is defined as the id of the selection step in which this chain was last retained in T . For instance, a chain currently in T is more recent (higher step id) than a chain in G discarded in an earlier step. This design choice mimics the *recency effect* behaviour during *free recall* tasks in human subjects (Glanzer, 1972), a behaviour attributed to short-term memory. Finally, discarded chains are moved to G , concluding the selection step.

Candidate Scoring. Next, we define cohesion score f_{coh} which will be used to discriminate amongst possible continuations to \hat{S}^{t-1} . The objective is to encourage NPs in P to be assigned to recent chains, in turn encouraging chains to cover nearby sentences in the final summary. In addition, we want to score down candidate sentences with NPs added to chains in long-term memory.

Let $A_T = \{a; a \in P, C_a \in T\}$, where C_a is the chain a was added to. Similarly, let $A_G = \{b; b \in$

$P, C_b \in G\}$. Then, let $\text{rec}(C)$ be the number of selection steps passed since the last time chain C was retained in T . Quantity $\text{rec}(C)$ functions as a proxy for how spread chain C is, i.e. how far away two sentences covered by C are. Then,

$$f_{\text{coh}} = \frac{1}{|A_T|} \sum_{a \in A_T} \frac{\phi(a, C_a)}{\text{rec}(C_a)} + \frac{\gamma_{\text{rec}}}{|A_G|} \sum_{b \in A_G} \frac{\phi(b, C_b)}{\text{rec}(C_b)}.$$

Hence, the cohesive score depends on the contribution of each cohesive tie formed. For each chunk in A_T and A_G , its contribution depends directly on the strength of similarity to its assigned chain and inversely on the spread of said chain. The contribution of chunks in A_G is scaled down by hyper-parameter $\gamma_{\text{rec}} \in [0; 1]$ as to simulate the higher cognitive cost incurred when retrieving information from long-term memory.

5 Experimental Setup

We now describe the datasets used, training details, baselines, and evaluation methodology.

5.1 Datasets

We employ datasets pairing single and multi-documents with human-written summaries, specifically scientific articles from the biomedical domain (PubMed; Cohan et al. (2018))¹, patents in the Chemistry and Metallurgy industry (BigPatent.C; Sharma et al. (2019)), legislature reports of U.S. bills (GovReport; Huang et al. (2021)), and news articles (MultiNews; Fabbri et al. (2019)).

5.2 Pipeline Parameters

Hyper-parameters were tuned over the validation sets of each dataset.

Document Segmentation and Block Selection.

We use a block size of $B = 2048$, context size of $C = 200$ pieces, $\lambda_b = 0.2$, and set a budget of 16 384 input wordpieces.

Local Encoder (LE), Global Context Encoder (GCE). The block encoder in LE is initialized with a pretrained checkpoint of LongT5 with transient-global attention (Guo et al., 2022),² and an output layer of size 200.

The LE module is trained independently from the GCE module, with LE being trained first, then

GCE trained whilst LE remains frozen. In both cases, we used the Adam optimizer (Loshchilov and Hutter, 2018), a constant learning rate of $1e^{-6}$, effective batch size of 64, and 50k training steps. During inference, we extract a maximum of $N = 10$ local sentences per block and a maximum of 1000 sentences in total.

Summary Extractor. We set $\lambda_{\text{sel}} = 0.8$, working memory $\text{WM} = 6$, recall cost $\gamma_{\text{rec}} = 0.01$, and a minimum NP similarity of $\nu = 0.6$. Word budget is set to 200, 100, 650, 250 for PubMed, BigPatent.C, GovReport, and MultiNews, respectively.

5.3 Comparison Systems

Baselines consist of encoders pre-trained to consume the whole input as a sequence of up to 16 384 pieces long, topped with a sigmoid layer for classification. As encoders, we employ the base pretrained checkpoints of Longformer (LED-Ext; Beltagy et al. (2020)) and LongT5’s encoder (LT5-Ext; Guo et al. (2022)).³

The impact of cohesion modeling is assessed by employing a greedy selector over GCE scores, equivalent to set $f_C = 0$ in Eq. 2, dubbed BLOCK-SEL[LT5]. Finally, we compare against the following (summary) property-oriented selectors.

MMR-Select. (Xiao and Carenini, 2020) Reduces redundancy by selecting s_i (candidate sentence at selection step i) such that cosine similarity w.r.t. the partially extracted summary \hat{S} is minimized. Informativeness and redundancy are balanced in the same way as in Eq. 2.

N-gram passing (NPass). Encourages repetition by allowing p percent of n-grams in s_i to overlap with \hat{S} . When $p = 0$, this method reduces to n-gram blocking, whereas when $p = 1.0$, to greedy selection. We report bi-gram passing with $p = 0.8$.

Shuffle Classifier (CCL-Select). Holistically quantifies local coherence using CCL (Steen and Markert, 2022), a scorer trained to distinguish shuffled from unshuffled text. We use RoBERTa (Liu et al., 2019) as underlying model and use a window of 3 consecutive sentences.

¹We use text from all sections as the source document and the abstract as reference summary.

²HuggingFace, google/long-t5-tglocal-base

³Similar model such as BigBird (Zaheer et al., 2020) and Linformer (Wang et al., 2020) do not have the same input capacity, hence they were not considered. However, we do include other options of Local Encoders in § C.2.

5.4 Evaluation

Informativeness is assessed using ROUGE F_1 (Lin, 2004), Redundancy is evaluated using sentence-wise ROUGE-L (RdRL; Bommasani and Cardie (2020)), and inverse uniqueness (IUniq; Peyrard et al. (2017)), defined as $1 - \text{Uniqueness}$, where ‘Uniqueness’ is the ratio of unique n-grams to the total number of n-grams. We report the mean value between uni-, bi-, and trigrams. Higher values denote higher redundancy.

Cohesion is measured using Entity Graph (EGr; Guinaudeau and Strube (2013)), which models a text as a sentence graph with edges between sentences with nouns in common, using the average edge weight as a proxy for cohesion. Finally, local coherence is assessed using CCL (Steen and Markert, 2022).

5.4.1 Human Evaluation

We elicit human judgments to assess overall quality, informativeness, and cohesion in two separate studies. We sampled 30 documents from the test set of PUBMED and compare systems BLOCKSEL[LT5], MMR-SELECT, and KVD-SELECT.

Ranking Campaign. Subjects were shown the abstract and the introduction of a scientific article along with two system summaries, and then then asked to select the best summary (or select both in case of tie) according to three criteria: (i) overall quality, (ii) informativeness, and (iii) cohesion. In this setup, cohesion is evaluated as a holistic property of the text, as perceived by a reader.

Chaining Campaign. Subjects were shown a single summary and were asked to annotate lexical chains by grouping together pre-extracted NPs in the same semantic field. We report the following chain properties: (i) *chain spread*, defined as the average number of sentences between immediate-neighbor sentences covered by the same chain; (ii) *chain density*, the number of chains covering the same sentence; and (iii) *sentence coverage*, the percentage of sentences covered by at least one chain.

Inter-annotator agreement is calculated as the average lexical overlap between chains, expressed in F_1 score, calculated pair-wise between subjects. For this study, we include reference summaries as one more analysis system.

6 Results and Discussion

Next, we discuss the results of our analyses and the outcome of the human evaluation campaigns.

6.1 Reducing Redundancy in Input Blocks

The following block selection strategies were compared: (i) *Original*, consisting of selecting blocks in their original order in the source document;⁴ (ii) *Oracle Selection*, which selects the block that maximizes ROUGE F_1 scores (mean of ROUGE-1 and ROUGE-2) w.r.t. the reference summary; (iii) *Max. Redundancy*, which selects the most similar block possible (by flipping the sign in Eq. 1); and finally, (iv) BLOCKSELECT, the proposed strategy.

The analysis, showcased in Figure 2, evaluates input redundancy at each block selection step, as well as informativeness and redundancy of summaries extracted from the blocks available at each step, using a greedy selector. We observe that BLOCKSELECT has a direct impact not only on input redundancy but also on summary redundancy. As intended, it is effective at incrementally building an input sequence with lower RdRL, and the extracted summaries exhibit lower RdRL and comparable ROUGE scores than the compared block selection strategies. Similar trends were observed in the other datasets.⁵

6.2 Trading-off Informativeness and Cohesion

Next, we turn to the summary extraction module. Tables 1 and 2 present the performance in terms of informativeness, whereas Table 3, in cohesion. In all our experiments, statistical significance at the 95% confidence level is estimated using Mann–Whitney U tests ($p < 0.05$).

First, note the impact on cohesion when controlling for redundancy. MMR-Select manages to obtain comparable informativeness levels to BlockSel[LT5], being most effective for BIGPATENT.C. However, minimizing sentence similarity comes at the expense of a significant decrease in cohesion (EGr) and coherence (CCL). Second, we find that NPASS is the only one capable of obtaining comparable or better ROUGE scores but EGr scores indicate that lexical passing is not enough to improve cohesion.

When guiding selection with a holistic shuffle scorer, as expected, CCL-SELECT obtains remarkably high CCL scores. However, note that this

⁴For MultiNews, we use the order provided in the dataset.

⁵See Fig. 4 in § C.3 for results in other datasets.

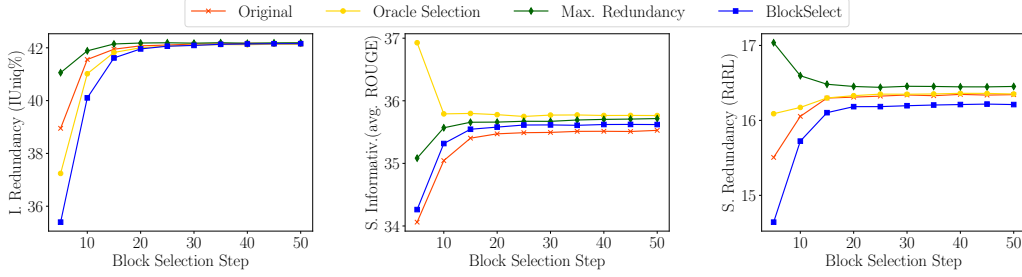


Figure 2: Effect of block selection strategy over input redundancy (left), summary informativeness (center), and summary redundancy (right), evaluated as block selection proceeds on the MULTINEWS validation dataset.

selector does show a significant reduction in EGr scores w.r.t. BlockSel[LT5], indicating that CCL is measuring also discourse organization, possibly in the form of rhetorical role ordering –first background, then method, and so on. Hence, it can be said that summaries in CCL-SELECT are better organized in terms of rhetorical roles but exhibit lower cohesion than greedily selected summaries.

Finally, KVD-SELECT manages to strike an even more aggressive trade-off between informativeness and cohesion. Across datasets, the selector exhibits lower ROUGE scores but the best EGr scores (except for PUBMED), and second highest CCL score after CCL-SELECT.

System	PubMed			BigPatent.C		
	R1	R2	RL	R1	R2	RL
LED-Ext	40.20	13.87	36.85	36.65	11.07	31.94
LT5-Ext	48.15	21.45	44.49	39.54	13.25	34.30
BlockSel[LT5]	46.16†	19.74†	42.49†	39.57†	13.25†	34.26†
+MMR-Select	46.14†	19.63†	42.47†	39.59 †	13.29 †	34.30 †
+NPass	46.38†	19.92†	42.74†	39.59 †	13.26†	34.29†
+CCL-Select	45.91†	19.60†	42.45†	39.16†	12.95	33.92†
+KvD-Select	44.90	18.47	41.27	38.37	12.41	33.13

Table 1: Informativeness in terms of ROUGE scores (R1, R2, RL) for PubMed and BigPatent.C datasets. †: no stat. difference between systems in the same column. Best systems are **bolded**; systems better than BLOCKSEL[LT5] shown in blue and worse, in red.

System	GovReport			MultiNews		
	R1	R2	RL	R1	R2	RL
LED-Ext	57.59	23.40	54.56	45.28	15.78	41.35
LT5-Ext	59.33	25.94	56.29	47.07	17.54	42.96
BlockSel[LT5]	59.73†	26.21†	56.50†	46.80†	17.21†	42.66†
+MMR-Select	59.79 †	26.30 †	56.56 †	46.76†	17.13†	42.59†
+NPass	59.79 †	26.25†	56.56 †	46.91†	17.27†	42.78†
+CCL-Select	59.72†	26.24†	56.50	46.85†	17.29†	42.71†
+KvD-Select	57.88	23.66	54.57	45.85	16.13	41.62

Table 2: Informativeness in terms of ROUGE scores (R1, R2, RL) for GovReport and MultiNews datasets. See Table 1 for formatting details.

Effect of Parameter λ_{sel} . Figure 3 showcases how summary properties vary across increasing levels of λ_{sel} , for MULTINEWS. Note that when $\lambda_{\text{sel}} = 0$ selectors depend entirely on f_C , and $\lambda_{\text{sel}} = 1.0$ is the greedy selector. As expected, informativeness is higher as f_I is weighted up (higher λ_{sel}) with all selectors except MMR-SELECT. This indicates that it is possible to increase cohesion whilst preventing redundancy from increasing, however at the expense of decreased informativeness. Interestingly, KVD-SELECT seems robust to λ_{sel} in terms of EGr and RdRL. We hypothesize that KVD-SELECT benefits from a signal indicating which cohesive ties are informative and worth enforcing.

Impact of Block Selection. Systems using our block selection mechanism exhibit lower ROUGE scores than flat processing baselines (LED-Ext and LT5-Ext) in PUBMED and MULTINEWS, and comparable performance for BIGPATENT.C and GOVREPORT. However, BlockSel[LT5] shows slightly higher EGr scores in all datasets. This indicates that cascaded processing puts a greedy selector in a better position to extract more cohesive summaries at the expense of a slight decrease in informativeness.

6.3 Human Evaluation

In both studies, statistical significance between system scores was assessed using a one-way ANOVA with posthoc Tukey tests with 95% confidence interval ($p < 0.01$). Results are presented in Table 4.

Ranking. Krippendorff’s α (Krippendorff, 2011) showed an inter-annotator agreement of 0.68. For overall quality, subjects showed a significant preference for KVD-SELECT over BlockSel[LT5]. For cohesion, KvD-Selec was perceived as more cohesive compared to BlockSel[LT5], and BlockSel[LT5] was more cohesive than MMR-Select.

Systems	PubMed			BigPatent.C			GovReport			MultiNews		
	RdRL	EGr	CCL	RdRL	EGr	CCL	RdRL	EGr	CCL	RdRL	EGr	CCL
LED-Ext	14.70	1.00	0.36	14.94	0.69	0.35	15.06	1.91	0.30	11.25	0.81	0.30
LT5-Ext	16.49	1.10	0.24	19.76	0.75	0.32	15.78	2.01	0.31	12.24	0.91	0.25
BlockSel[LT5]	17.08 [†]	1.07 [†]	0.25 [†]	20.15 [†]	0.73	0.37 [†]	16.34	2.04 [†]	0.30 [†]	12.26	0.90 [†]	0.24
+MMR-Select	16.99 [†]	1.07	0.23[†]	19.17 [†]	0.73	0.33[†]	16.16	2.03[†]	0.30	12.05 [†]	0.88[†]	0.22
+NPass	16.39	1.07	0.25	19.79 [†]	0.73	0.37 [†]	16.24	2.04	0.31[†]	12.03 [†]	0.89[†]	0.24
+CCL-Select	16.63 [†]	1.06[†]	0.66	18.97	0.71	0.88	16.31	2.04 [†]	0.65	11.93	0.86	0.63
+KvD-Select	16.24 [†]	1.05[†]	0.27	21.09	0.78	0.40 [†]	16.69	2.15	0.32	12.97	0.99	0.28
Gold	13.54	0.95	0.87	18.11	0.78	0.92	13.37	1.95	0.87	9.72	0.71	0.90

Table 3: Summary redundancy (RdRL), cohesion (EntityGraph; EGr), and local coherence (CCL). For cohesion and coherence metrics, higher is better. See Table 1 for formatting details.

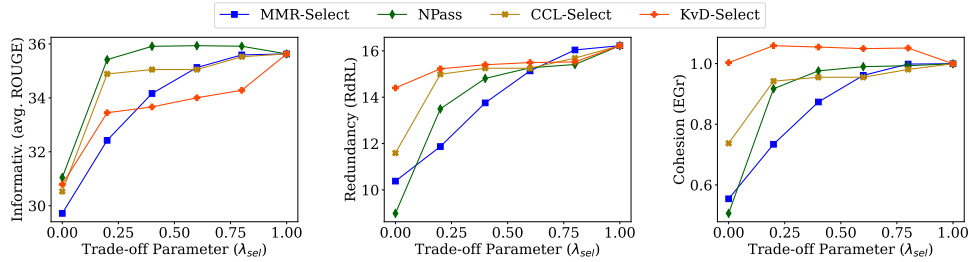


Figure 3: Informativeness (left), redundancy (center), and cohesion (right) in summaries, across increasing values of trade-off parameter λ_{sel} , on the validation set of MULTINEWS.

Chaining. Chain overlap was calculated at 0.90. Differences between BlockSel[LT5] and all other systems, as well as MMR-Select–Gold and KvD-Select–BlockSel[LT5] were found to be significant, for all measurements of cohesion. Moreover, the number of NPs annotated per chain was 2.30, 2.33, 2.80, and 2.55, for systems BlockSel[LT5], MMR-Select, KvD-Select, and Gold, respectively.

We found that KvD-Select summaries exhibit more active and denser chains and better-covered sentences than the baselines. Note that BlockSel[LT5] obtains the lowest chain spread but also low coverage, indicating that its summaries exhibit very few chains that happen to be close to each other. In contrast, MMR-Select obtains the highest chain spread and low number of chains, indicating content with low diversity and sparsely presented.

System	Ranking			Chaining		
	Ov [↓]	I [↓]	C [↓]	Spr [↓]	Den [↑]	Cov [↑]
BlockSel[LT5]	1.59	1.56	1.59	1.93	1.29	57.12
+MMR-Select	1.50	1.48	1.47	2.36	1.28	53.21
+KvD-Select	1.41	1.46	1.44	2.05	1.40	68.78
Gold	-	-	-	1.91	1.36	69.65

Table 4: Ranking (left) w.r.t. (Ov)erall quality, (I)nformativeness, and (C)ohesion; and properties of annotated chains (right): spread (Spr), density (Den), and sentence coverage (Cov,%). Best systems are **bolded**. ([↑],[↓]): higher, lower is better.

7 Conclusions

We presented an extractive summarization algorithm that controls each summary quality independently, in scenarios where the input is highly redundant. Redundancy is controlled as the input is consumed, and informativeness and cohesion are balanced during sentence selection.

Results show that our input processing strategy is effective at retrieving non-redundant yet relevant passages, reducing the redundancy levels the rest of the pipeline is exposed to. In addition, our sentence selector emulates human memory to keep track of cohesive chains while building the summary, enforcing ties between noun phrases directly. Extensive automatic and human experiments revealed that it is possible to extract highly cohesive summaries that are as informative as summaries optimizing only for informativeness.

Limitations

The proposed system presents the following limitations. First, the system extracts complete sentences and concatenates them to form the final summary. We do not perform any kind of post-editing of discourse markers that might break coherence in the summary. However, our results show that the extracted summaries are still perceived as cohesive

by humans. Nevertheless, post-editing is an interesting focus for future work.

Second, we argue about the usefulness of an extractive system in a generative landscape where large language models are predominant. Recent large language models have shown impressive capabilities at producing coherent, assertive text, some even capable of consuming long sequences of tokens. However, hallucinations are a pervasive problem in these systems, especially in highly technical domains like the ones considered in this work. In this scenario, an extractive summary has the advantage of presenting information from the source *verbatim* and hence, without any hallucination. Moreover, extracted summaries preserve the writing style of the input as well as technical, domain-specific terms, avoiding altogether the problems of over-simplification and misstyling.

References

- Regina Barzilay and Michael Elhadad. 1997. Using lexical chains for text summarization. In *Intelligent Scalable Text Summarization*.
- Regina Barzilay and Noemie Elhadad. 2002. Inferring strategies for sentence ordering in multidocument news summarization. *Journal of Artificial Intelligence Research*, 17:35–55.
- Regina Barzilay and Mirella Lapata. 2008. Modeling local coherence: An entity-based approach. *Computational Linguistics*, 34(1):1–34.
- Iz Beltagy, Matthew E. Peters, and Arman Cohan. 2020. Longformer: The long-document transformer. *arXiv:2004.05150*.
- Rishi Bommasani and Claire Cardie. 2020. Intrinsic evaluation of summarization datasets. In *Proceedings of the 2020 Conference on Empirical Methods in Natural Language Processing (EMNLP)*, pages 8075–8096.
- Jaime Carbonell and Jade Goldstein. 1998. The use of mmr, diversity-based reranking for reordering documents and producing summaries. In *Proceedings of the 21st annual international ACM SIGIR conference on Research and development in information retrieval*, pages 335–336.
- Sangwoo Cho, Kaiqiang Song, Xiaoyang Wang, Fei Liu, and Dong Yu. 2022. Toward unifying text segmentation and long document summarization. In *Proceedings of the 2022 Conference on Empirical Methods in Natural Language Processing*, pages 106–118.
- Arman Cohan, Franck Dernoncourt, Doo Soon Kim, Trung Bui, Seokhwan Kim, Walter Chang, and Nazli Goharian. 2018. A discourse-aware attention model for abstractive summarization of long documents. In *Proceedings of the 2018 Conference of the North American Chapter of the Association for Computational Linguistics: Human Language Technologies, Volume 2 (Short Papers)*, pages 615–621.
- Günes Erkan and Dragomir R Radev. 2004. Lexrank: Graph-based lexical centrality as salience in text summarization. *Journal of artificial intelligence research*, 22:457–479.
- Alexander R Fabbri, Wojciech Kryściński, Bryan McCann, Caiming Xiong, Richard Socher, and Dragomir Radev. 2021. Summeval: Re-evaluating summarization evaluation. *Transactions of the Association for Computational Linguistics*, 9:391–409.
- Alexander Richard Fabbri, Irene Li, Tianwei She, Suyi Li, and Dragomir Radev. 2019. Multi-news: A large-scale multi-document summarization dataset and abstractive hierarchical model. In *Proceedings of the 57th Annual Meeting of the Association for Computational Linguistics*, pages 1074–1084.
- Yimai Fang. 2019. *Proposition-based summarization with a coherence-driven incremental model*. Ph.D. thesis, University of Cambridge.
- Murray Glanzer. 1972. Storage mechanisms in recall. In *Psychology of learning and motivation*, volume 5, pages 129–193. Elsevier.
- Nianlong Gu, Elliott Ash, and Richard Hahnloser. 2022. [MemSum: Extractive summarization of long documents using multi-step episodic Markov decision processes](#). In *Proceedings of the 60th Annual Meeting of the Association for Computational Linguistics (Volume 1: Long Papers)*, pages 6507–6522, Dublin, Ireland. Association for Computational Linguistics.
- Camille Guinaudeau and Michael Strube. 2013. Graph-based local coherence modeling. In *Proceedings of the 51st Annual Meeting of the Association for Computational Linguistics (Volume 1: Long Papers)*, pages 93–103.
- Mandy Guo, Joshua Ainslie, David C Uthus, Santiago Ontanon, Jianmo Ni, Yun-Hsuan Sung, and Yinfei Yang. 2022. Longt5: Efficient text-to-text transformer for long sequences. In *Findings of the Association for Computational Linguistics: NAACL 2022*, pages 724–736.
- Halliday Hassan, Rukaya, and Michael A. K. Halliday. 1976. *Cohesion in English*. Routledge.
- Pengcheng He, Xiaodong Liu, Jianfeng Gao, and Weizhu Chen. 2021. [Deberta: Decoding-enhanced bert with disentangled attention](#). In *International Conference on Learning Representations*.
- Karl Moritz Hermann, Tomas Kocisky, Edward Grefenstette, Lasse Espeholt, Will Kay, Mustafa Suleyman, and Phil Blunsom. 2015. Teaching machines to read and comprehend. *Advances in neural information processing systems*, 28.

- Luyang Huang, Shuyang Cao, Nikolaus Parulian, Heng Ji, and Lu Wang. 2021. Efficient attentions for long document summarization. In *Proceedings of the 2021 Conference of the North American Chapter of the Association for Computational Linguistics: Human Language Technologies*, pages 1419–1436.
- Sungho Jeon and Michael Strube. 2020. [Centering-based neural coherence modeling with hierarchical discourse segments](#). In *Proceedings of the 2020 Conference on Empirical Methods in Natural Language Processing (EMNLP)*, pages 7458–7472, Online. Association for Computational Linguistics.
- Barbara Johnstone. 1994. [Repetition in discourse : interdisciplinary perspectives](#). Advances in discourse processes. Ablex Publishing Corporation.
- Eileen Kintsch. 1990. Macroprocesses and microprocesses in the development of summarization skill. *Cognition and instruction*, 7(3):161–195.
- Walter Kintsch and Teun A van Dijk. 1978. Toward a model of text comprehension and production. *Psychological review*, 85(5):363.
- Klaus Krippendorff. 2011. Computing krippendorff’s alpha-reliability.
- Chin-Yew Lin. 2004. Rouge: A package for automatic evaluation of summaries. In *Text summarization branches out*, pages 74–81.
- Peter J Liu, Mohammad Saleh, Etienne Pot, Ben Goodrich, Ryan Sepassi, Lukasz Kaiser, and Noam Shazeer. 2018. Generating wikipedia by summarizing long sequences. In *International Conference on Learning Representations*.
- Yang Liu and Mirella Lapata. 2019. Hierarchical transformers for multi-document summarization. In *Proceedings of the 57th Annual Meeting of the Association for Computational Linguistics*, page 5070. Association for Computational Linguistics.
- Yinhan Liu, Myle Ott, Naman Goyal, Jingfei Du, Mandar Joshi, Danqi Chen, Omer Levy, Mike Lewis, Luke Zettlemoyer, and Veselin Stoyanov. 2019. [Roberta: A robustly optimized BERT pretraining approach](#). *CoRR*, abs/1907.11692.
- Ilya Loshchilov and Frank Hutter. 2018. Decoupled weight decay regularization. In *International Conference on Learning Representations*.
- Jonathan Mallinson, Aliaksei Severyn, Eric Malmi, and Guillermo Garrido. 2020. Felix: Flexible text editing through tagging and insertion. In *Findings of the Association for Computational Linguistics: EMNLP 2020*, pages 1244–1255.
- Mohsen Mesgar and Michael Strube. 2016. [Lexical coherence graph modeling using word embeddings](#). In *Proceedings of the 2016 Conference of the North American Chapter of the Association for Computational Linguistics: Human Language Technologies*, pages 1414–1423, San Diego, California. Association for Computational Linguistics.
- Jane Morris and Graeme Hirst. 1991. Lexical cohesion computed by thesaural relations as an indicator of the structure of text. *Computational Linguistics*, 17(1):21–48.
- Ramesh Nallapati, Bowen Zhou, Cicero dos Santos, Caglar Gulcehre, and Bing Xiang. 2016. Abstractive text summarization using sequence-to-sequence rnns and beyond. In *Proceedings of The 20th SIGNLL Conference on Computational Natural Language Learning*, page 280. Association for Computational Linguistics.
- Ani Nenkova, Kathleen McKeown, et al. 2011. Automatic summarization. *Foundations and Trends® in Information Retrieval*, 5(2–3):103–233.
- Maxime Peyrard, Teresa Botschen, and Iryna Gurevych. 2017. [Learning to score system summaries for better content selection evaluation](#). In *Proceedings of the Workshop on New Frontiers in Summarization*, pages 74–84, Copenhagen, Denmark. Association for Computational Linguistics.
- Eva Sharma, Chen Li, and Lu Wang. 2019. Bigpatent: A large-scale dataset for abstractive and coherent summarization. In *Proceedings of the 57th Annual Meeting of the Association for Computational Linguistics*, pages 2204–2213.
- Julius Steen and Katja Markert. 2022. [How to find strong summary coherence measures? a toolbox and a comparative study for summary coherence measure evaluation](#). In *Proceedings of the 29th International Conference on Computational Linguistics*, pages 6035–6049, Gyeongju, Republic of Korea. International Committee on Computational Linguistics.
- Ana María Vigar Tauste. 1995. Comodidad y recurrencia en la organización del discurso coloquial. In *El español coloquial: actas del I Simposio sobre análisis del discurso oral: Almería, 23-25 de noviembre de 1994*, pages 173–208. Servicio de Publicaciones.
- Hugo Touvron, Thibaut Lavril, Gautier Izacard, Xavier Martinet, Marie-Anne Lachaux, Timothée Lacroix, Baptiste Rozière, Naman Goyal, Eric Hambro, Faisal Azhar, et al. 2023. Llama: Open and efficient foundation language models. *arXiv preprint arXiv:2302.13971*.
- Ashish Vaswani, Noam Shazeer, Niki Parmar, Jakob Uszkoreit, Llion Jones, Aidan N Gomez, Łukasz Kaiser, and Illia Polosukhin. 2017. Attention is all you need. *Advances in neural information processing systems*, 30.
- Marilyn A Walker. 1993. *Informational redundancy and resource bounds in dialogue*. Ph.D. thesis, Graduate School of Arts and Sciences, University of Pennsylvania.

Sinong Wang, Belinda Z Li, Madian Khabsa, Han Fang, and Hao Ma. 2020. Linformer: Self-attention with linear complexity. *arXiv preprint arXiv:2006.04768*.

Peter West, Ari Holtzman, Jan Buys, and Yejin Choi. 2019. Bottlesum: Unsupervised and self-supervised sentence summarization using the information bottleneck principle. In *Proceedings of the 2019 Conference on Empirical Methods in Natural Language Processing and the 9th International Joint Conference on Natural Language Processing (EMNLP-IJCNLP)*, pages 3752–3761.

Wen Xiao and Giuseppe Carenini. 2020. Systematically exploring redundancy reduction in summarizing long documents. In *Proceedings of the 1st Conference of the Asia-Pacific Chapter of the Association for Computational Linguistics and the 10th International Joint Conference on Natural Language Processing*, pages 516–528.

Manzil Zaheer, Guru Guruganesh, Kumar Avinava Dubey, Joshua Ainslie, Chris Alberti, Santiago Ontanon, Philip Pham, Anirudh Ravula, Qifan Wang, Li Yang, et al. 2020. Big bird: Transformers for longer sequences. *Advances in neural information processing systems*, 33:17283–17297.

David Zajic, Bonnie J Dorr, Jimmy Lin, and Richard Schwartz. 2007. Multi-candidate reduction: Sentence compression as a tool for document summarization tasks. *Information Processing & Management*, 43(6):1549–1570.

Tianyi Zhang, Varsha Kishore, Felix Wu, Kilian Q Weinberger, and Yoav Artzi. 2019. Bertscore: Evaluating text generation with bert. In *International Conference on Learning Representations*.

Wei Zhao, Michael Strube, and Steffen Eger. 2023. Discoscore: Evaluating text generation with bert and discourse coherence. In *Proceedings of the 17th Conference of the European Chapter of the Association for Computational Linguistics*, pages 3847–3865.

A Dataset Preprocessing and Statistics

For all datasets, we homogenize the source-target length distributions by discarding samples with references that were too short (less than 3 sentences, not usefull for our cohesion analysis) or too long (more than 500 tokens in all datasets except GOV-REPORT, for which this threshold is set to 1000). Similarly, samples with short input documents (less than 3 sentences or less than 30 tokens in total) were also discarded. Sentences were re-split using spaCy⁶ and trimmed to 100 tokens, whilst sentences with less than 5 tokens were discarded. Table 5 presents the statistics of all dataset in terms of number of tokens.

It is worth noting that we found a discrepancy in PUBMED.Text from the ‘article’ field (in theory the concatenated sections) would not always have the same text as the ‘sections’ field. Hence, we chose data from the ‘sections’ field as input document.

Datasets with medium-length documents. Previous work in redundancy reduction (Xiao and Carenini, 2020) showed that medium-length documents (e.g. articles in CNN-DailyMail, Nallapati et al. 2016) do not exhibit content redundancy as acutely as long documents (e.g. scientific articles). In this work, we focus on cases where input redundancy is especially acute. However, we provide an analysis of the impact of input redundancy on summary properties in Section 6.1. In Figure 2, we observe how summary informativeness and redundancy change as we increase the permissible input length, effectively simulating scenarios with documents of low-, medium-, and high-length.

In addition, the CNN/DM dataset was not included in our experiments because the reference summary is formatted as a list of sentences (highlights) where each sentence exhibits a high degree of independence. In contrast, a format of continuous sentences such as scientific abstracts constitutes a more appropriate textual format for finding and analyzing cohesion phenomena.

B Optimization and Resource Details

Long-T5 models were trained using one NVIDIA A100 (80Gb of GPU memory). Table 6 provides a comprehensive account of hyperparameter values used for training and inference in our experiments,

⁶<https://spacy.io/>

Dataset	Input Length		Target Len.	
	Avg.	Max.	Q90	Avg.
PubMed	3150	119875	5844	206
BigPatent.C	4534	72835	8655	119
GovReport	8840	206622	15752	580
MultiNews	2057	525348	3846	260
CNN/DM	2057	525348	3846	260
NewsRoom	2057	525348	3846	260

Table 5: Dataset statistics in terms of number of tokens showing average, maximum, and 90% quantile (Q90).

for all datasets. Hyper-parameters specific to selector were optimized w.r.t. each dataset’s validation set.

The Local Encoder (LE) module is fine-tuned from pretrained Huggingface’s checkpoint `google/long-t5-tglobal-base`, whereas the Global Context Encoder (GCE) is trained from scratch. For training LE, we obtain extractive oracle sentences from each block and train the module over blocks with $\text{ROUGE-1} + \text{ROUGE-2} > 0.5$. This threshold was obtained by observing the mean of the distribution of ROUGE-1 + ROUGE-2 scores of these extractive oracles w.r.t. references in preliminary analyses.

During inference, our system consumes input texts of up to 16 384 pieces in length. This input is reduced to a maximum of $M = 1000$ sentences, which are pre-extracted by the LE module and then passed through the GCE module. From these M sentences, the summary extractor module extracts a summary with a predefined word budget.

Artifact License. The models proposed in this paper extend the licenses of the artifacts they are made of. LongT5 and LED were released under the Apache 2.0 license. LLaMa is under META’s Community License Agreement.⁷

C Complementary Results

In this appendix, we present additional results in terms of metrics and datasets for analysis in §6.

C.1 Additional Metrics

Semantic Relevance. Table 7 shows BERTScore F_1 scores (Zhang et al., 2019) with importance weighting (IDF) and with underlying models RoBERTa large (Liu et al., 2019) and DeBERTa v2 XLarge-MNLI (He et al., 2021), with HuggingFace checkpoint names `roberta-large` and

⁷<https://github.com/facebookresearch/llama/blob/main/LICENSE>

Parameter	Value
Block Selection	
Block length in tokens	2048
Overlapping context size in tokens	200
Damping factor (d)	0.85
Trade-off param. (λ_b)	0.2
Local Context Extractor	
Optimizer	Adam
Learning rate	1E-06
Learning rate scheduler	Const.
Batch size	64
Max. gradient norm	2
Training steps	100 000
Max. input length in tokens	2048
Max. # of sentences extracted	10
Global Context Encoder	
# Attention heads	8
# Layers	1
Output layer size	200
Dropout	0.1
Optimizer	Adam
Learning rate	1E-06
Learning rate scheduler	Const.
Max. input length in tokens	16 384
Max. input length in sentences	1000
Batch size	64
Max. gradient norm	1
Training steps	50 000
Sentence Selector	
All selectors. Trade-off param. (λ_{sel})	0.8
Summary budget in number of tokens	
<i>PubMed</i>	200
<i>BigPatent.C</i>	100
<i>GovReport</i>	650
<i>MultiNews</i>	250
KvD-Selector.	
Working memory (WM)	6
Min. NP cos. similarity (ν)	0.6
Recall cost (γ_{rec})	0.01

Table 6: Hyper-parameter values for all modules in our summarization pipeline.

`deberta-xxlarge-mnli`, respectively. Previous work found that DeBERTa obtained higher correlation with human scores than RoBERTa⁸ showed the same system-level ranking.

Cohesion. The additional cohesion metrics considered are Lexical Graph (Mesgar and Strube, 2016) and the Noun variants of DiscoScore (Zhao et al., 2023), DS-Focus[NN] and DS-Sent[NN].

Lexical Graph (LexG) computes the adjacency matrix of the sentence graph of a text, where two sentences are connected if they have at least two similar-enough content words, i.e. if the cosine similarity between their embeddings is greater than a threshold (zero). DS-Focus[NN] (DS-Foc) computes the semantic difference between a set

⁸<https://github.com/microsoft/DeBERTa>

of nouns (*foci*) common to a candidate summary and a reference. Similar to Lexical Graph, DS-Sent[NN] (DS-Sen) computes the semantic similarity between nouns in adjacent sentences, inversely weighted by the distance between sentences.

Table 8 presents results for the additional metrics in all datasets and systems. In terms of LexG scores, we find that KvD-Select outperforms all systems in all datasets except PUBMED, indicating that consecutive sentences in summaries extracted by our system contain more cohesive ties connecting highly semantically similar nouns. Differences between systems in terms of DS-Foc and DS-Sen scores are much less clearer, with DS-Foc seemingly being more indicative of content coverage and DS-Sen more indicative of cohesion. Nevertheless, KvD-Select is consistently competitive across datasets, even obtaining the highest DS-Sen score for MULTINEWS.

Lastly, it is important to note that none of the score differences in Table 8 were found to be statistically significant, an indicative of the challenge of measuring cohesion. For this reason, these results were not included in the main argument of this paper.

C.2 Additional Comparison Systems and Results

We compare against the following additional baselines.

Extractive Oracle. The standard extractive oracle, labeled as EXT-ORACLE, is obtained by greedily selecting sentences maximizing ROUGE-1 + ROUGE-2 against gold summaries until the word budget is met.

Abstractive Baselines. We compare against Longformer Encoder Decoder (LED-Abs; Beltagy et al. (2020)) and the complete LongT5 encoder-decoder architecture (LT5-Abs; Guo et al. (2022)). Both systems were trained for 3k steps with batch size of 128, and AdamW optimizers. For LT5-ABS, we used a constant learning rate of 1E-3, using the Huggingface’s checkpoints google/long-t5-tglobal-base. For LED-ABS, a learning rate of 1E-5 was used, with triangular scheduling using 100 steps for warm-up, and using HF’s checkpoint allenai/led-base-16384. For both systems, inference was done using a beam size of 5 and length penalty of 0.5, 0.5, 2.0, and 1.0 for

PubMed, BigPatent.C, GovReport, and MultiNews, respectively.

Choice of Local Encoder. We assess the impact of architectural choice for the Local Encoder module in our pipeline by using MemSum (Gu et al., 2022) and LLaMA-7B (Touvron et al., 2023) as encoders. The systems, dubbed BlockSel[MemSum] and BlockSel[LLaMa], employ a greedy selector.

Results. The results on informativeness are presented in Table 9, whereas redundancy and cohesion are in Table 10. The following insights can be drawn. Using LLaMA as local encoder allows our system to select –greedily– sentences that have little lexical overlap between them, prompting low summary redundancy scores and in turn lowering cohesion scores. Moreover, the coverage is severely impacted as seen by the low ROUGE scores. These results might indicate that finetuning a large pretrained model like LLaMA does not necessarily translate to better informativeness, performing much lower than a smaller model pretrained on the summarization task. Perhaps unsurprisingly, task-specific, smaller models can be competitive to massive foundation models trained on 1000x more data.

Using MemSum as the local encoder had a similar outcome, although not as severe as when using LLaMa. Summaries in Gu et al. (2022) were obtained in a scenario where only up to 500 sentences were consumed in the order they appear in the document. In contrast, in our setup, the compared systems consume up to 16 384 pieces of input text in the order the block selector module retrieves. The performance gap between the results in Gu et al. (2022) and the ones we report can then be explained by input length and ordering conditions.

C.3 Reducing redundancy in block selection

Figure 4 presents the effect of block selection strategies for PUBMED, BIGPATENT.C, and GOVREPORT.

C.4 Effect of Trade-off Parameter λ_{sel}

Figure 5 showcases how summary properties (informativeness, redundancy, and cohesion) vary across increasing levels of λ_{sel} , for all datasets analyzed.

D Human Evaluation Campaigns

In this section, we provide further details about the two evaluation campaigns. Both campaigns were

System	PubMed		BigPatent.C		GovReport		MultiNews	
	RoB	DeB	RoB	DeB	RoB	DeB	RoB	DeB
Ext-Oracle	88.44	80.20	85.83	73.80	88.30	80.06	88.69	80.04
LT5-Abs	85.71	73.94	84.09	70.16	86.49	76.52	85.13	74.22
LED-Ext	83.67	69.83	83.04	68.19	85.95	74.81	85.51	73.34
LT5-Ext	85.71	74.16	83.77	69.81	86.44	75.95	86.03	74.34
BlockSel[MemSum]	83.52	70.05	82.60	67.82	85.06	73.08	85.07	72.76
BlockSel[LLaMa]	82.86	68.52	83.17	68.65	84.80	72.82	85.33	73.03
BlockSel[LT5]	85.05	73.08	83.65†	69.75†	86.46†	76.06†	85.97	74.10
+MMR-Select	85.05	73.07†	83.66†	69.78†	86.49	76.08	85.93†	74.04
+NPass	85.13	73.21	83.67†	69.76†	86.47†	76.08	86.01	74.17†
+CCL-Select	84.99†	72.98	83.63	69.62	86.47†	76.05†	85.91†	74.18†
+KvD-Select	84.76	72.43	83.34	69.15	85.99	75.17	85.72	73.67

Table 7: Semantic relevance of system summaries in terms of BERTScore F_1 using RoBERTa (RoB) and DeBERTa (DeB) as base models. †: no stat. difference between systems in the same column. Best systems are **bolded**; systems better than BlockSel[LT5] shown in **blue** and worse, in **red**.

Systems	PubMed			BigPatent.C			GovReport			MultiNews		
	LGr	DS-Foc	DS-Sen	LGr	DS-Foc	DS-Sen	LGr	DS-Foc	DS-Sen	LGr	DS-Foc	DS-Sen
Gold	1.1088	0.0000	1.0000	0.8368	0.0000	1.0000	1.9990	0.0000	1.0000	0.7756	0.0000	1.0000
Ext-Oracle	1.1463	0.5185	0.9692	0.8022	0.5642	0.9499	1.9735	1.7069	0.9973	0.7488	0.3684	0.9789
LT5-Abs	1.0953	1.2290	0.9262	0.8411	5.0947	0.9106	1.6333	7.9962	0.9896	0.8492	0.7973	0.9602
LT5-Flat	1.2467	1.0925	0.9350	0.8084	1.0244	0.9256	2.0583	3.8380	0.9949	0.9687	0.7623	0.9642
LED-Flat	1.1634	1.1075	0.9269	0.7800	1.0029	0.9250	1.9735	3.7556	0.9953	0.8762	0.6672	0.9646
MemSum-Casc	0.9608	0.9232	0.9280	0.7042	0.9232	0.9174	1.8057	3.1476	0.9953	0.9081	0.6404	0.9630
LlaMa-Casc	0.9222	0.9023	0.9247	0.7795	0.9315	0.9235	1.6541	3.1698	0.9947	0.8295	0.6774	0.9638
BlockSel[LT5]	1.2204	1.0219	0.9303	0.7858	1.0291	0.9228	2.0838	3.4428	0.9947	0.9628	0.7353	0.9629
+MMR-Select	1.2203	1.0117	0.9300	0.7803	1.0108	0.9239	2.0797	3.4391	0.9948	0.9464	0.7348	0.9632
+NPass	1.2153	0.9833	0.9306	0.7837	1.0246	0.9229	2.0823	3.4129	0.9946	0.9595	0.7183	0.9630
+CCL-Select	1.2075	0.9970	0.9305	0.7623	0.9869	0.9233	2.0867	3.4481	0.9948	0.9323	0.7150	0.9638
+KvD-Select(ours)	1.1933	0.9948	0.9298	0.8207	1.0644	0.9210	2.1824	3.5580	0.9945	1.0536	0.7235	0.9651

Table 8: Summary cohesion in terms of Lexical Graph (LexG; Mesgar and Strube (2016)) and DiscoScore’s (Zhao et al., 2023) DS-Focus[NN] (DS-Foc) and DS-Sent[NN] (DS-Sen). For all metrics, higher value is better except for DS-Foc. Best systems are **bolded**; systems better than BlockSel[LT5] shown in **blue** and worse, in **red**.

run on Amazon Mechanical Turk, where Turkers were required to have a Human Intelligence Task (HIT) approval rate higher than 99%, a minimum of 10 000 approved HITs, be proficient in the English language, and have worked in the healthcare or medical sector before.

Regarding the difficulty of the domain for non-expert annotators, previous work (Fabbri et al., 2021) showed that preference rankings of systems were the same across expert and non-expert annotators, although with more marked differences in preference for expert annotations. This indicates that non-expert annotation still holds statistical value and conclusions can be drawn from them, as has been done in previous work for arXiv (Cho et al., 2022) and PubMed (Gu et al., 2022).

We requested three different annotators per HIT, and annotators were awarded \$1 per HIT, translating to more than \$15 per hour. These rates were calculated by measuring the average annotation

time per HIT in a pilot study. Furthermore, we implemented the following catch controls: (i) we asked participants to check checkboxes confirming they had read the instructions and examples provided, and (ii) we discard HITs that were annotated in less than 5 minutes.⁹ Annotations that failed the controls were discarded in order to maximize the quality. Figure 6 depicts the instructions given to annotators for each campaign.

D.1 Ranking Campaign

We collected three annotations (by different annotators) per system-pair comparison and made sure that the same annotator was not exposed to the same document twice. As an additional catch trial, we included in each annotation batch an extra instance with summaries extracted by the extractive oracle and the random baseline.

After discarding annotations that failed the con-

⁹Time threshold obtained from pilot study measurements.

System	PubMed			BigPatent.C			GovReport			MultiNews		
	R1	R2	RL	R1	R2	RL	R1	R2	RL	R1	R2	RL
Ext-Oracle	65.10	37.99	60.76	53.85	23.20	46.90	72.66	40.90	69.36	62.66	33.73	57.93
LED-Abs	45.31	20.73	41.82	35.89	14.66	31.45	54.34	24.78	51.48	46.73	18.93	43.11
LT5-Abs	46.27	20.92	42.40	37.63	15.67	32.84	51.72	24.79	49.03	45.72	17.70	41.86
BlockSel[MemSum]	40.29	14.85	37.09	36.07	10.79	30.97	54.91	19.66	51.75	44.47	15.28	40.32
BlockSel[LLaMa]	37.60	11.86	34.51	36.82	11.24	32.00	54.20	19.02	50.90	45.02	15.48	41.00
BlockSel[LT5]	46.16	19.74	42.49	39.57	13.25	34.26	59.73	26.21	56.50	46.80	17.21	42.66

Table 9: Informativeness in terms of ROUGE F₁ scores (R1, R2, RL), for different choices of local encoder during block selection. All systems employ a greedy selector.

Systems	PubMed			BigPatent.C			GovReport			MultiNews		
	RdRL	EGr	CCL	RdRL	EGr	CCL	RdRL	EGr	CCL	RdRL	EGr	CCL
Ext-Oracle	13.91	0.99	0.43	14.70	0.68	0.34	14.20	1.92	0.58	10.08	0.68	0.51
LED-Abs	15.00	0.93	0.85	38.23	0.94	0.77	16.55	1.75	0.75	8.37	0.53	0.83
LT5-Abs	16.15	0.96	0.86	38.04	0.82	0.81	15.89	1.60	0.81	12.60	0.78	0.78
BlockSel[MemSum]	12.58	0.75	0.25	19.41	0.62	0.34	13.77	1.72	0.29†	12.29†	0.84	0.26†
BlockSel[LLaMA]	11.61	0.70	0.27	17.51	0.70	0.39	12.43	1.58	0.28†	10.87	0.77	0.25
BlockSel[LT5]	17.08	1.07	0.26	20.15†	0.73	0.39	16.34	2.04	0.27	12.26†	0.90	0.26†
Gold	13.54	0.95	0.78	18.11	0.78	0.83	13.37	1.95	0.75	9.72	0.71	0.80

Table 10: Summary redundancy (RdRL), cohesion (EGr), and local cohesion (CCL), for complementary abstractive, flat, and cascaded systems. For cohesion and coherence metrics, higher is better. Best systems are **bolded**. †: no stat. difference between systems in the same column.

trols, we are left with 708 out of 810 instances (30 documents, 3 system pairs, 3 dimensions, and 3 annotations per pair), and 90 different annotators.

D.2 Chaining Campaign

Participants were shown a single system summary as a list of sentences where tokens that belonged to the same noun phrase were colored the same. Then, the task consists of selecting sets of colored text chunks that belong to the same semantic field. Similarly to the previous study, we collected three annotations per system summary (by different annotators) and included the gold summary of an extra system in the campaign.

We collected 908 human annotations of noun-phrase chains for 360 summaries (30 documents, 4 systems including gold summaries, and 3 annotations per summary), from a total of 86 different annotators. On average, annotators identified 2.56 groups per summary and 3.49 NPs per group.

E Example Output

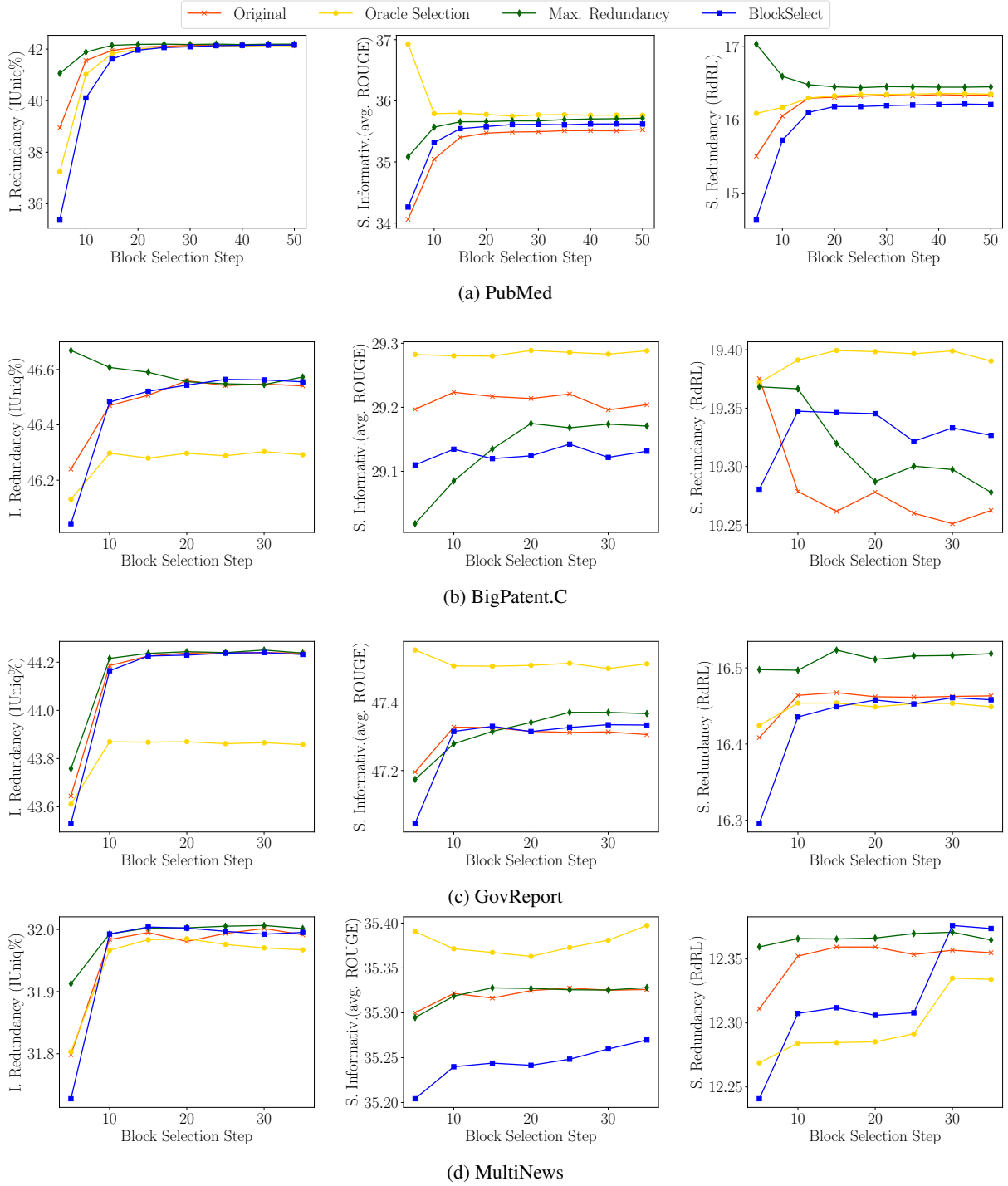


Figure 4: Effect of block selection strategy over input redundancy (left), summary informativeness (center), and summary redundancy (right), evaluated as block selection proceeds on the validation splits of all datasets analysed.

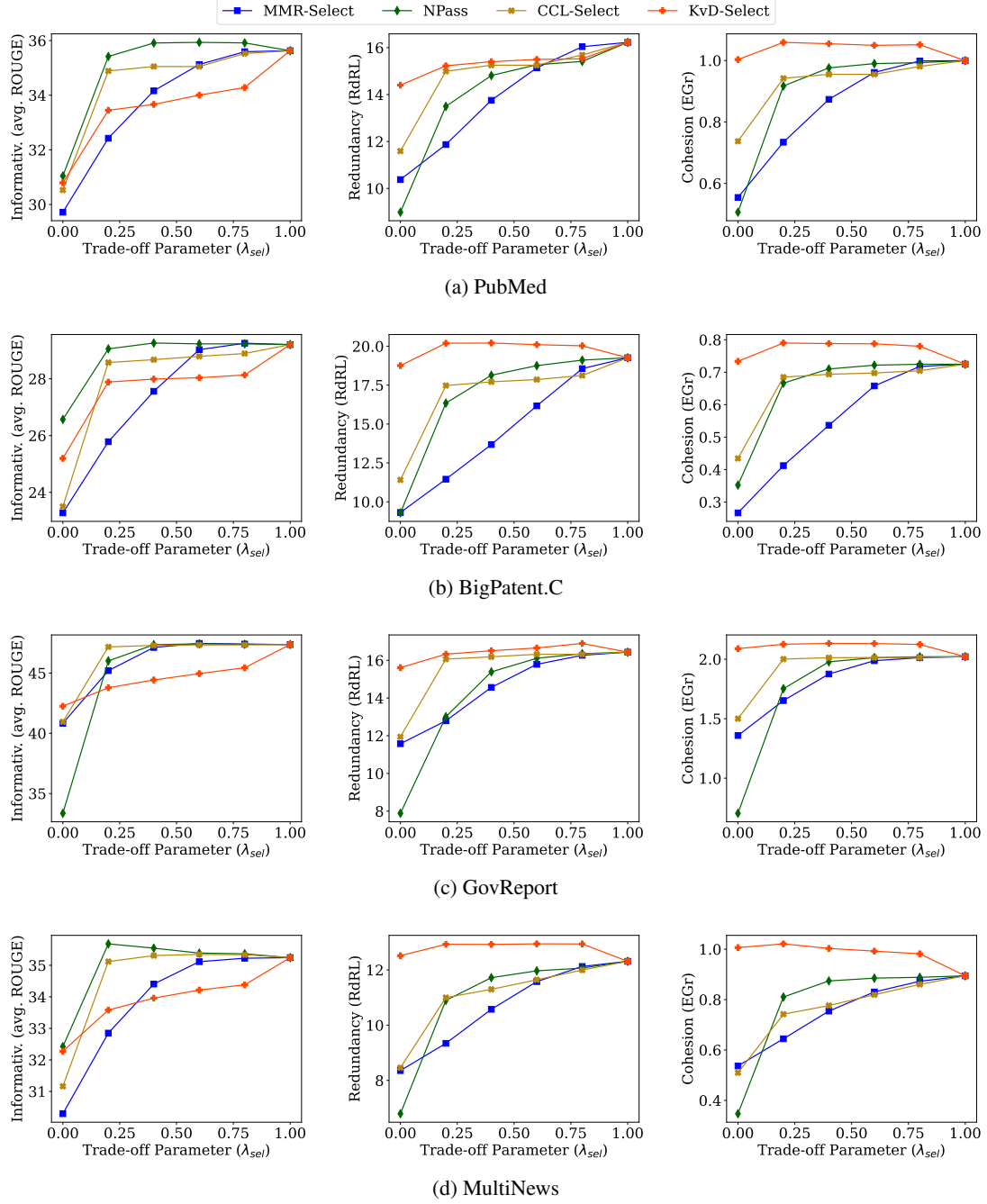


Figure 5: Informativeness (left), redundancy (mid), and lexical cohesion (right) across different values of the trade-off parameter λ_{sel} on the validation set of PUBMED, BIGPATENT.C, GOVREPORT, and MULTINEWS.

Instructions

Summary

Detailed Instructions

Examples

Please read this page in full, there is important information at the bottom of the page.

We will reject your HIT if you fail attention checks or if you have unusually low agreement with other annotators.

Below you will find an excerpt of a scientific article and two summaries of this article. Please select the best summary according to the following text qualities. If both summaries seem equally good, or none of them are, please select both. We will reject your HIT if you input obviously wrong answers.

Overall Quality: A summary text is an overall good summary if it successfully conveys the gist of the content in the article, without much repetition and in a coherent way.

Informativeness: A summary text is informative if it conveys the most relevant content in an article, such as the main object of study, experiments performed, and results obtained.

Cohesiveness: A summary text is cohesive if it reads as a unified whole instead of a collection of unrelated sentences. Sentences in a cohesive summary will cover similar themes or content.

We recommend that you read carefully the article and the given summaries before proceeding to the evaluation section. You can hide the article text by clicking on "Hide Article", in case you need to.

Please confirm the following worker criteria:

We will reject your HIT if you submit without checking these two boxes.

☐

I have read the instructions

☐

I have read the examples

(a) Ranking Campaign

Instructions

Summary

Detailed Instructions

Examples

Please read this page in full, there is important information at the bottom of the page.

We will reject your HIT if you fail attention checks or if you have unusually low agreement with other annotators.

Below you will find a list of sentences taken from a scientific article, each with chunks of text (not necessarily contiguous) colored differently. The task consists on selecting groups of chunks that *share information bits*, following these steps.

1. Select at least two text chunks among all the colored chunks. Click on a chunk to select it or unselect it. Selected chunks will turn *yellow* and unselected chunks will return to their original color.
2. Save the selected group by clicking on "Save Group", or clear all currently selected chunks by clicking on "Clear Group".
3. Repeat (1) and (2) until you cannot find another group of chunks sharing information.
4. Please select at least *two* chunks per group, and submit at least *two* groups.

Please also keep in mind the following,

- Two chunks share information if
 - They share content words (e.g. nouns).
 - Content in one chunk is a paraphrase (same meaning but different words) of the content in the other chunk.
 - One chunk mentions a proper noun phrase (e.g. the scientific name for a drug) and the other chunk mentions its abbreviation.
- Chunks in a group do not have to share amongst them *all* the information they mention.
- Chunks in a group must be semantically connected through one or more concrete ideas.
- Chunks can be included in more than one group.
- Saved groups will appear in the section titled "Groups", where you can inspect them. If you need to, you can delete groups by clicking on the trashbin icon next to it.

We will reject your HIT if you input obviously wrong answers.

Please confirm the following worker criteria:

☐

I have read the instructions

☐

I have read the examples

(b) Chaining Campaign

Figure 6: Instructions given to annotators in the ranking (top) and chaining campaigns (bottom).

System Summary	Chain IDs
Gold (Avg. ROUGE=; RdRL=8.3; EGr=0.72)	
Why did Microsoft buy Nokia's phone business ?	1,2
We now know Microsoft's answer: the computing giant released a 30-slide presentation today arguing that the move will improve Microsoft's margins on Windows phones , which will allow it to invest more in the platform , which will accelerate sales and market share growth, The Washington Post reports.	1,2,3,5
But John Herrman at BuzzFeed has another explanation: "fear of dying alone."	3
Here's what he and other pundits are saying: the presentation "manages to sound both insane and uninspiring, outlining modest goals that still sound unrealistic," Herrman argues - like capturing a whole 15% of the smartphone market.	2,3,5
"It's a fitting end for the close of Microsoft's Ballmer era, during which the company ...missed out on the most important change in consumer electronics in decades" while remaining profitable in unglamorous ways.	1,2,4
Like everyone, Microsoft is trying to ape the Apple model, MobileOpportunity observes.	1,3
But it's not so sure that's a good idea.	3
"There already is an Apple ," the blog points out, and other software/hardware hybrid companies, like Palm and BlackBerry , have been crushed under its heel.	1,3
Maybe Microsoft should have tried to patch up its tried-and-true strategy of licensing its OS .	1,2
The move risks complicating Microsoft's crucial relationships with other PC and device manufacturers , one analyst tells ZDNet .	1,2,3
But he adds that " Microsoft needed to make a bold move" or face "certain terminal decline," and that the price it paid for Nokia "seems extremely reasonable."	1,3
Meanwhile, Matthew Yglesias at Slate digs up a fairly interesting memo from Nokia CEO (and, perhaps, Microsoft heir apparent) Stephen Elop , in which he uses the story of a Deepwater Horizon worker leaping from the burning oil platform - a seemingly desperate, yet necessary move - to explain the company's shift from its own failed OS to Windows Phone .	1,2,3,4,11
Of course, Yglesias notes, that move "was basically a total failure."	3,11
MMR-Select (Avg. ROUGE=28.25; RdRL=8.31; EGr=0.79)	
Summary: Microsoft's acquisition of Nokia is aimed at building a devices and services strategy , but the joint company won't take the same form as Apple .	1,2,10
This crawl was run at level 1 (URLs, including their embeds, plus the URLs of all outbound links, including their embeds).	6
Today's sale price, which includes 1.65 billion euros in patents , is just 5.44 billion euros .	2,7
It's been a rough decade.	-
Microsoft is buying Nokia's cell phone business and licensing its patent portfolio , according to both companies .	1,2
In 2003, Nokia's cell phone market share exceeded 35%.	1,2
That same year, its phone business alone posted an operating profit of 5.48 billion euros .	2,7
Nokia lashed itself to Microsoft's mast after losing out to iOS and Android in the smartphone market share stakes and with the limited success of the Lumia range so far, enough to keep interest in Windows Phone alive, most analysts are seeing a certain amount of inevitability to the acquisition , even if they are split on what its biggest implications are.	1,2,8,10
The seed for this crawl was a list of every host in the Wayback Machine.	6
The WARC files associated with this crawl are not currently available to the general public.	6
Five years ago was the year the App Store first opened.	2
Windows Phone has barely dented the now much larger smartphone market .	2
Many at the time wondered if Stephen Elop's time at Nokia would be spent grooming the company for purchase —a foreigner in all possible ways, he began his time at the company with a memo rightly but offensively declaring Nokia's proud platform a failure and quickly pledged the company's commitment to the still-tiny Windows Phone .	1,2,4
KvD-Select (Avg. ROUGE=26.33; RdRL=12.48; EGr=0.88)	
Summary: Microsoft's acquisition of Nokia is aimed at building a devices and services strategy , but the joint company won't take the same form as Apple .	1,2,10
Microsoft has been working on its evolution into a devices and services company , moving away from the services business it has traditionally been, for several years now with limited success.	1,2,8
Nokia lashed itself to Microsoft's mast after losing out to iOS and Android in the smartphone market share stakes and with the limited success of the Lumia range so far, enough to keep interest in Windows Phone alive, most analysts are seeing a certain amount of inevitability to the acquisition , even if they are split on what its biggest implications are.	1,2,8,10
Owning the desktop (via Windows) and building additional services on top, like Office or Search , has been vital for Microsoft's strategy until now, so, as our interest shifts from the desktop to the tablet or smartphone , it's essential to Microsoft's broader business (even Azure) that it can retain that connection in some form .	1,2,9
But he said Microsoft's challenge remains how to unite the myriad services and brands - Windows, Nokia, Live, Surface, Xbox, Bing, and more - into a cohesive experience that will command and cement customer loyalty.	1,2,9
It felt like a radical about-face, but no matter: Nokia and Microsoft were going to save each other .	1,9

Table 11: Reference summary, along with summaries extracted by MMR-SELECT and KvD-SELECT for a MULTINEWS sample with informativeness (average ROUGE score), redundancy (RdRL), and cohesion (EGr) scores. Each sentence is annotated with lexical chains, color-coded in the text and IDs shown to the right. Text was detokenized and truecased for ease of reading.