

Multi-Perspective Consistency Enhances Confidence Estimation in Large Language Models

Pei Wang^{1*}, Yejie Wang^{1*}, Muxi Diao^{1*}, Keping He², Guanting Dong¹, Weiran Xu^{1*}

¹Beijing University of Posts and Telecommunications, Beijing, China

²Meituan, Beijing, China

{wangpei, wangyejie, dmx, dongguanting, xuweiran}@bupt.edu.cn

{hekeqing}@meituan.com

Abstract

In the deployment of large language models (LLMs), accurate confidence estimation is critical for assessing the credibility of model predictions. However, existing methods often fail to overcome the issue of overconfidence on incorrect answers. In this work, we focus on improving the confidence estimation of large language models. Considering the fragility of self-awareness in language models, we introduce a Multi-Perspective Consistency (MPC) method. We leverage complementary insights from different perspectives within models (**MPC-Internal**) and across different models (**MPC-Across**) to mitigate the issue of overconfidence arising from a singular viewpoint. The experimental results on eight publicly available datasets show that our MPC achieves state-of-the-art performance. Further analyses indicate that MPC can mitigate the problem of overconfidence and is effectively scalable to other models.¹

1 Introduction

Large language models, such as GPT-4 (OpenAI et al., 2023), have achieved outstanding performance in multiple downstream NLP tasks (Sanh et al., 2021; Chung et al., 2022; Yuan et al., 2023; Luo et al., 2023; Dong et al., 2023). However, as models are increasingly used in practical applications, it is important to accurately assess their confidence (Guo et al., 2017; Tomani and Buettner, 2021). Confidence estimation is to evaluate the uncertainty of the model prediction, which is critical for ensuring the clarity and trustworthiness of human-machine interaction (Kuleshov et al., 2018; Xiao and Wang, 2021; Kuleshov and Deshpande, 2022; Song et al., 2023).

* The first three authors contribute equally. Weiran Xu is the corresponding author.

¹We will open-source our code and all the evaluation results to facilitate future explorations.

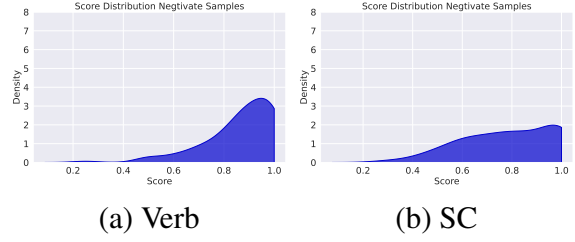


Figure 1: Confidence score distribution of GPT-4’s incorrect samples in TruthfulQA. The horizontal axis represents the confidence scores predicted under this method, and the vertical axis represents the probability density. Theoretically, it is preferable for the entire distribution to shift **left** as far as possible.

The standard approach of estimating confidence is to use the softmax probabilities of these models. However, due to the unavailability of the logits, as the most powerful LLM currently available is closed-source, researchers employ two alternative methods for confidence estimation. One is Verbalized-based method (**Verb**) (Kadavath et al., 2022; Lin et al., 2022a; Tian et al., 2023). They prompt LLMs to provide a confidence probability verbally and optimize the prompt template by combining techniques like CoT (Xiong et al., 2023) and TOT (Yao et al., 2023). The other one is Self-Consistency Confidence (SC) (Wang et al., 2023; Xiong et al., 2023), which calculates the probability of the answer appearing as the confidence. The essence is to measure the correctness of the answer by using the consistency between answers.

However, these works bring a common limitation where LLMs demonstrate a significant level of overconfidence even when they provide incorrect answers (Xiong et al., 2023; Tian et al., 2023; Shrivastava et al., 2023). This raises the question of whether current instruction-following models can truly recognize their own errors. Figure 1 illustrates the confidence distribution of incorrect answers under different confidence estimation paradigms,

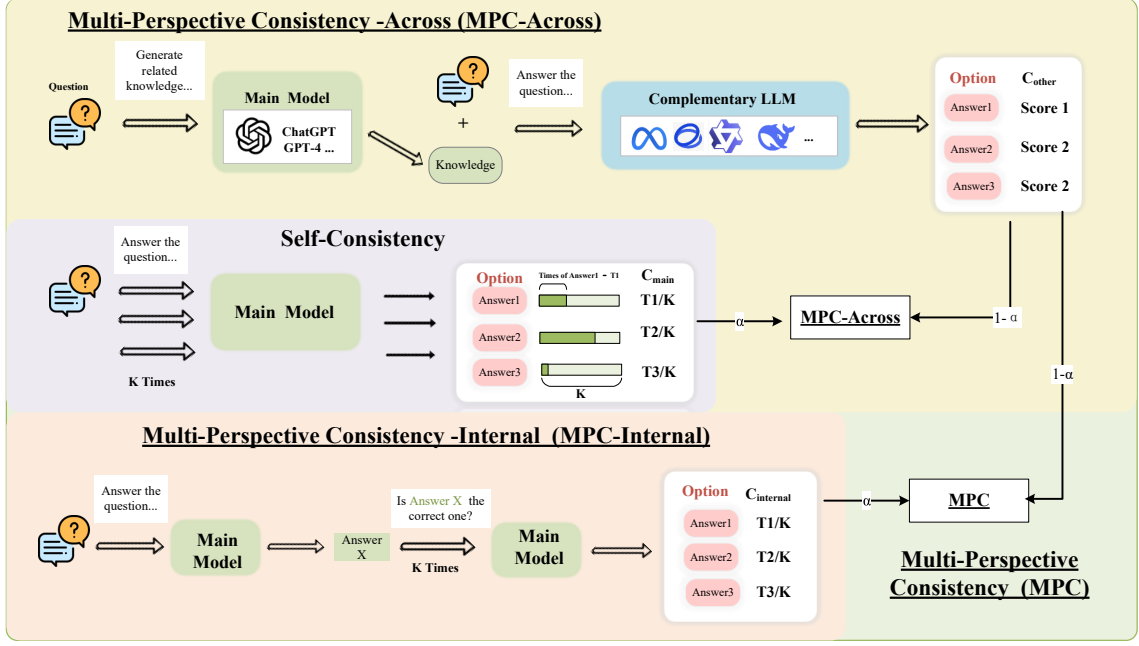


Figure 2: The overall architecture of our Complementary Perspective Consistency for confidence estimation.

revealing that these approach exhibits a more pronounced issue of overconfidence and only a few instances of incorrect answers can be assigned a lower confidence score.

In this work, we propose a **Multi-Perspective Consistency (MPC)** method. Considering the fragility of self-awareness in language models, MPC leverages complementary insights from different perspectives to mitigate the issue of overconfidence arising from a singular viewpoint. Specifically, MPC obtains confidence scores from multiple perspectives through MPC-Internal and MPC-Across to achieve better confidence estimation by fusing them. MPC-internal prompts LLMs to reconsider the questions from the verifier’s perspective. We find that MPC-internal mitigates the overconfidence of LLMs when the generated answers are inconsistent under two different perspectives. Compared to MPC-Internal, MPC-Across utilizes stronger perturbations by considering answers generated by different models. We collect the confidences of different models and obtain the MPC-Across confidence through weighted averaging. Our experiments demonstrate that both MPC-Internal and MPC-Across yield the SOTA performance on existing estimation methods, and combining them together can produce more robust confidence estimation results. Further analyses indicate that MPC can mitigate the problem of overconfidence and exhibit good generality.

Our contributions are:

- We are the first to propose the use of Multi-Perspective to alleviate the problem of overconfidence in confidence estimation.
- We introduce two methods, MPC-Internal and MPC-Across, which mitigate overconfidence by incorporating internal self-validation and cross-model perspective integration.
- We conduct extensive experiments on eight publicly available datasets, and the results show that MPC exceeds the existing strong baselines. Further experimental analysis shows that MPC can alleviate overconfidence issues to some extent and be easily extended to other models.

2 Methodology

In this section, we elaborate on the specifics of our methodology. As shown in Figure 2, we will introduce our method from two dimensions, **MPC-Internal** and **MPC-Across**, which alleviate the issue of overconfidence from different directions.

2.1 Problem Formulation

Confidence estimation is employed to assess the uncertainty of model predictions. For any given input X and its corresponding model prediction $\hat{y} = f(x)$, we aim to get a function $g : \mathcal{X} \times \mathcal{Y} \rightarrow$

$[0, 1]$ that outputs a confidence score c , quantifying the reliability of the prediction \hat{y} . The objective is to ensure that c accurately reflects the probability of prediction correctness.

2.2 MPC-Internal

MPC-Internal introduces an internal verification mechanism to the model when generating answers, mitigating the overconfidence in SC. Specifically, As shown in the bottom of Figure 2, in each inquiry, instead of directly asking the model to provide a definitive answer, we ask the model to analyze the correctness of a specific option and then make a final judgment based on its analysis. The related prompt is introduced in Appendix A.

For each question, we generate multiple answers and then use the following formula to calculate the confidence estimate: $C_i = \frac{T_i}{K}$. Here, C_i represents the model’s confidence in i^{th} answer under MPC-internal; T_i is the times of i^{th} answers; and K is the total number of answers. In keeping with previous studies, we set $K = 15$. In Section C, we conduct ablation experiment on K .

2.3 MPC-Across

MPC-Across leverages the varying reasoning abilities of different models. After extensive pre-training on large amounts of language data, Large Language Models have demonstrated a strong reservoir of knowledge and reasoning abilities. However, due to the variations in model size, training parameters, and training corpora among different models, they exhibit differences in their performance at a detailed level. We argue that the differing reasoning abilities of different models can provide Multi-Perspectives to alleviate the overconfidence issue of a single model in wrong answers. Based on that point we propose MPC-Across which includes the following key steps:

1. For the main model, we sample multiple answers for each problem and use the frequency of each answer as its initial confidence estimation C_{main} same with SC. We choose the answer with the highest frequency to calculate the metric. It’s shown at the middle of Figure 2.

2. We use the self-consistency or logits-based method to collect scores C_{other} from different models for the question as shown in the top of Figure 2. To alleviate the negative impact of poor fusion ability of smaller models, we prompt main models to generate explanations and offer to other models.

3. Weighted average will be used to fuse the confidence estimates from different models, where the main model’s estimate is given a weight parameter α , and the other one is weighted by $1 - \alpha$. We select $\alpha = 0.8$.

$$C_{across} = \alpha \cdot C_{main} + (1 - \alpha) \cdot C_{other}$$

In Section 3.5.2, we conduct ablation experiment on the value of α to demonstrate that MPC-Across is robust to *alpha*.

2.4 MPC

MPC integrates both MPC-Internal and MPC-Across approaches to take full advantage of both. Specifically, When conducting confidence estimation with MPC-Across, we initially use the MPC-Internal method as a substitute for SC to perform the preliminary evaluation. The final confidence score is given by the formula:

$$C_{MPC} = \alpha \cdot C_{internal} + (1 - \alpha) \cdot C_{other}$$

We summarize the pseudo-code of Perturbed-Consistency in Algorithm 1.

3 Experiments

3.1 Experimental Settings

Dataset We utilize eight commonly used public datasets for evaluation, including four domain subsets of MMLU (Hendrycks et al., 2021), Chemistry, Computer_Security, Business_Ethics and Anatomy. Other datasets include TruthfulQA (Lin et al., 2022b), CSQA (Talmor et al., 2019), MedQA (Jin et al., 2020) and OBQA (Mihaylov et al., 2018). They provide rich scenarios that allow us to thoroughly evaluate the methods’ confidence estimation effectiveness in various specialized fields. Detailed information about datasets is shown in the Appendix B.2.

Metrics we adopt two evaluation metrics: AUROC (Area Under the Receiver Operating Characteristic curve) (Hendrycks and Gimpel, 2018; Xiong et al., 2023) and ECE (Expected Calibration Error) (Guo et al., 2017), to comprehensively assess the performance of the method. **AUROC** is a metric for assessing model discrimination between classes. Correct model predictions are marked *positive*, incorrect ones *negative*. The AUROC score spans 0 to 1, with values closer to 1 indicating better performance. **ECE** quantifies how well the model’s predicted probabilities are calibrated, meaning the consistency between predicted probabilities and actual occurrence rates. A lower ECE value suggests that the model’s predicted probabil-

Algorithm 1 Multi-Perspective Consistency

Require: Question Q , Options O from 1 to m , Main model M_m , Complementary Model M_{other} , Number of inquiries $K = 15$, Weight parameter $\alpha = 0.8$

Ensure: Confidence score of Q C_{final}

```
1: Initialize count  $T_i \leftarrow 0$  for each answer option  $O_i$ 
2: Prompt  $M_m$  to generate a Answer  $Ans$  for  $Q$ 
3: for  $k = 1$  to  $K$  do                                     ▷ Multi-Perspective Consistency-Internal
4:   Ask  $M_m$  to analyze  $Ans$  and provide an answer  $A_k$ 
5:   Increment count  $T_{A_k} \leftarrow T_{A_k} + 1$ 
6: end for
7: for each answer option  $i$  do
8:   Calculate confidence Score  $C_{internal_i} = \frac{T_i}{K}$ 
9: end for
10: Prompt  $M_m$  generate related knowledge  $K^*$  for  $Q$       ▷ Multi-Perspective Consistency-Across
11: Generate a prompt using  $Q$  and  $K^*$ 
12: Use  $M_{other}$  and designed prompt to infer  $Q$ 
13: for  $i = 1$  to  $m$  do
14:   Obtain  $C_{other_i}$  of the answer option  $O_i$  by  $M_{other}$ 
15: end for
16: for each answer option  $i$  do                               ▷ Multi-Perspective Consistency
17:   Calculate final confidence  $C_{MPC} = \alpha \cdot C_{internal_i} + (1 - \alpha) \cdot C_{other_i}$ 
18: end for
```

ities align more closely with the actual outcomes. The specific calculation details are introduced in the Appendix B.3.

Baselines We compare our method with the following strong baselines:

- Verb (Lin et al., 2022a; Tian et al., 2023). It prompts the LLM to assess its confidence in its answer. By designing the prompt template, it requires LLM to return the answer’s confidence score, ranging from 0 to 1.
- Self-Consistency (Wang et al., 2023; Xiong et al., 2023). It estimates confidence by measuring the consistency among multiple candidate outputs generated by the model. It prompts the model to produce several response candidates and then calculate the consistency score among these candidates.
- Verb & Surrogate (Shrivastava et al., 2023). It uses a surrogate model with available probabilities to assess the main model’s confidence in a given question, and then takes a weighted average with the Verb scores.
- SC & Surrogate (Shrivastava et al., 2023). Similar with Verb & Surrogate, it calculates a weighted average of the surrogate model probabilities and SC scores.

More details are introduced in Appendix B.4 **Model** we focus on the confidence estimation of the closed-source model: GPT-4 (OpenAI et al., 2023) which is the strongest large-scale natural language model with advanced text generation and comprehension capabilities.

As complementary models, we select models including GPT-3.5², Llama2 (Touvron et al., 2023), QWen-7B (Bai et al., 2023), ChatGLM3 (Du et al., 2022) and DeepSeek (DeepSeek-AI et al., 2024). Although these models have fewer parameters or weaker capabilities compared to GPT-4, they provide effective language processing solutions in scenarios with limited resources.

3.2 Main Results

In Table 1, we report the performance of all methods on eight public datasets under two metrics: AUROC and ECE. It is found that:

MPC-Internal Enhance Confidence Estimation. Compared with SC, MPC-Internal significantly outperforms SC across all eight datasets which indicates that adding verifier perspective to the prompt in the SC method leads to more reliable confidence estimation. Taking MedQA as an example, MPC-Internal improves AUROC by 6.2% and

²<https://openai.com/blog/ChatGPT>

Method	Chemistry		Computer_Security		Business_Ethics		Anatomy	
	AUROC \uparrow	ECE \downarrow	AUROC \uparrow	ECE \downarrow	AUROC \uparrow	ECE \downarrow	AUROC \uparrow	ECE \downarrow
Verb	0.682	0.240	0.781	0.138	0.746	0.088	0.642	0.145
Verb & Surrogate	0.699	0.210	0.826	0.092	0.837	0.100	0.689	0.100
SC	0.769	0.180	0.787	0.111	0.720	0.080	0.754	0.132
SC & Surrogate	0.779	0.192	0.797	0.229	0.830	0.075	0.819	0.100
MPC-Internal	0.771	0.189	0.810	0.120	0.892	0.100	0.826	0.110
MPC-Across	0.783	0.196	0.821	0.091	0.844	0.070	0.834	0.120
MPC	0.795	0.151	0.841	0.075	0.916	0.070	0.878	0.009

Method	TruthfulQA		CSQA		MedQA		OBQA	
	AUROC \uparrow	ECE \downarrow	AUROC \uparrow	ECE \downarrow	AUROC \uparrow	ECE \downarrow	AUROC \uparrow	ECE \downarrow
Verb	0.714	0.076	0.71	0.091	0.669	0.159	0.776	0.032
Verb & Surrogate	0.751	0.042	0.834	0.049	0.691	0.058	0.875	0.186
SC	0.804	0.090	0.768	0.110	0.789	0.120	0.813	0.034
SC & Surrogate	0.824	0.042	0.847	0.024	0.775	0.030	0.899	0.027
MPC-Internal	0.834	0.076	0.784	0.100	0.797	0.100	0.804	0.031
MPC-Across	0.830	0.050	0.842	0.027	0.808	0.060	0.901	0.021
MPC	0.851	0.042	0.844	0.020	0.851	0.025	0.908	0.020

Table 1: AUROC and ECE of all confidence methods for GPT4. We compare new methods with strong baselines Verb, SC, Verb&Surrogate and SC&Surrogate. Both MPC-Internal and MPC-Across can bring improvements. And MPC achieves results beyond the baselines on all eight datasets. Five average values are taken for each experiment.

reduce ECE by 0.095. Similar significant improvements are observed on other datasets as well.

MPC-Across Improve Confidence Estimation.

By comparing the performance of MPC-Across with SC, We observe that MPC-Across consistently outperforms SC across all eight datasets. On average, MPC-Across exhibit approximately a 5% increase in AUROC and a decrease of 0.028 in ECE compared to SC. It demonstrates the remarkable superiority of MPC-Across, indicating that the Multi-Perspective from other model can enhance the confidence estimation effectiveness compared with a single model.

Fusing MPC-Internal and MPC-Across leads to Best Results. From the result we can observe that, by fusing MPC-Internal and MPC-Across, MPC outperforms all baselines across nearly all datasets. We argue that MPC-Internal introducing a self-verification step to increase the verifier’s perspective and MPC-Across supplementing the external reasoning perspective by utilizing the reasoning ability of external models are to some extent orthogonal.

3.3 Effect of MPC on overconfidence

In order to investigate how MPC mitigates the issue of overconfidence, we analyze the distribution of negative sample scores for GPT-4 on TruthfulQA. The results are shown in Figure 3.

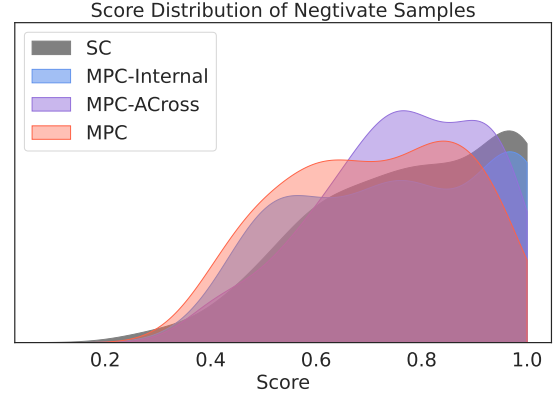


Figure 3: Confidence score distribution for GPT-4’s incorrect samples in TruthfulQA. The horizontal axis represents the predicted confidence. The vertical axis represents the sample density. Note that the distribution shifted more to the left indicates better performance.

Effect of MPC-Internal. By comparing the distribution of SC and MPC-Internal, we can observe that applying MPC-Internal reduces the number of overconfident samples with a confidence level between 0.6 and 1.0. And these samples are assigned a lower confidence level ranging from 0.2 to 0.6 indicating MPC-Internal method effectively reduces the confidence level for incorrect answers benefiting from the cross-validation between reasoning and verification perspectives.

Effect of MPC-Across. Compared with SC and MPC-Internal, we observe a sharp decrease

in the number of negative samples with a high confidence interval of 0.9-1.0 after applying MPC-Across. This significant change indicates that MPC-Across is particularly effective in alleviating overconfidence in high confidence samples with errors.

Comparison between MPC-Internal and MPC-Across. MPC-Across significantly alleviate overconfidence in erroneous samples with the confidence score higher than 0.9. These overconfidence stems from the stubborn bias of the main model. In these cases, only by introducing an external model perspective can we effectively reduce the model’s overconfidence. On the other hand, MPC-Internal can to some extent alleviate the problem of overconfidence within different score ranges. It reflects that two methods of supplementing perspectives alleviate different overconfidence problems.

Effect of MPC. MPC, applying both MPC-Internal and MPC-Across not only reduces overconfidence caused by inherent biases in the main model, but also reduces overconfidence in a wider range of situations, providing a more comprehensive confidence score. The effectiveness of this method is visually demonstrated in Figure 3, indicating that our proposed MPC has significant potential in improving the accuracy of model prediction confidence.

3.4 Scalability of MPC

To verify the effectiveness of our method rather than attributing it to the mere selection of two specific models, we extended our approach to other open-source and closed-source models. The results indicate that MPC can always be effective regardless of model substitution, and even further increasing the number of models can continue to improve confidence estimation. The degree of improvement in MPC varies depending on different parameters such as model structure and size.

3.4.1 MPC-Internal on GPT-3.5

We apply MPC-Internal to GPT-3.5 and observe the performance changes it brought. As shown in Table 2, MPC-Internal significantly improve the performance. For example, in Chemistry, MPC-Internal results in a 6.8% increase in AUROC. Besides, although MPC-Internal slightly reduces AUROC on Business_ethics, it increases ECE by 0.061. Comparing GPT-3.5 and GPT-4, we find the impact of MPC-Internal on GPT-3.5 is more variable. This may be due to the requirement of MPC-Internal for the verification ability of the main model. Com-

Method	Chemistry		Computer_security	
	AUROC ↑	ECE ↓	AUROC ↑	ECE ↓
SC	0.752	0.200	0.856	0.103
MPC-Internal	0.820	0.230	0.858	0.013
Method	Business_ethics		Anatomy	
	AUROC ↑	ECE ↓	AUROC ↑	ECE ↓
SC	0.835	0.179	0.778	0.139
MPC-Internal	0.807	0.118	0.830	0.129

Table 2: The performance of MPC-Internal when the main model is GPT-3.5.

pared to GPT-4, GPT-3.5 has weaker verification capabilities.

3.4.2 MPC-Across on Other Complementary Models

In addition to Llama2-70b, we also conduct experiments on the other complementary models: GPT-3.5³, QWen-7B (Bai et al., 2023), ChatGLM3-6B-base (Du et al., 2022), DeepSeek-llm-7B-base (DeepSeek-AI et al., 2024) and Llama2-13B (Touvron et al., 2023) to explore the universality of MPC-Across. The confidence score of GPT-3.5 is obtained through SC, while the scores of other open source models are obtained through of token-level probability. Figure 3 reports the results.

We find that compared to SC, MPC-Across can improve its performance by using all five complementary models. The improvement brought by different complementary models varies, among which GPT-3.5 has the greatest improvement. For example, on Anatomy, it has brought 12% and 0.022 improvements to AUROC and ECE, respectively. Results reflect the universality of MPC-Across.

Method	Chemistry		Computer_Security	
	AUROC ↑	ECE ↓	AUROC ↑	ECE ↓
SC	0.769	0.18	0.787	0.111
GPT-3.5	0.842	0.15	0.875	0.11
Qwen-7B	0.771	0.17	0.845	0.09
ChatGLM3-6B	0.781	0.17	0.828	0.1
DeepSeek-7B	0.754	0.17	0.835	0.12
Llama2-13B	0.779	0.19	0.819	0.08
Method	Business_Ethics		Anatomy	
	AUROC ↑	ECE ↓	AUROC ↑	ECE ↓
SC	0.72	0.08	0.754	0.132
GPT-3.5	0.914	0.09	0.874	0.1
Qwen-7B	0.894	0.07	0.844	0.1
ChatGLM3-6B	0.831	0.09	0.833	0.11
DeepSeek-7B	0.84	0.07	0.842	0.12
Llama2-13B	0.796	0.09	0.827	0.1

Table 3: Different Complementary Models.

³<https://openai.com/blog/ChatGPT>

Method	Chemistry		Computer_Security	
	AUROC \uparrow	ECE \downarrow	AUROC \uparrow	ECE \downarrow
MPC-Across	0.78	0.172	0.792	0.12
MPC-2Model	0.836	0.17	0.84	0.11
MPC-3Models	0.844	0.13	0.862	0.12

Method	Business_Ethics		Anatomy	
	AUROC \uparrow	ECE \downarrow	AUROC \uparrow	ECE \downarrow
MPC-Across	0.844	0.087	0.843	0.09
MPC-2Models	0.916	0.12	0.877	0.1
MPC-3Models	0.901	0.07	0.882	0.07

Table 4: The effect of Multi-Model for MPC.

3.4.3 Effect of More Models for MPC-Across

To verify whether incorporating more additional external models can yield positive effects, we conduct a comparative experiment between two-model and three-model configurations. As shown in Table 4, 2Models refers to the result of weighted average fusion between GPT-4’s confidence cores (MPC-Internal) and Llama2-70B’s logits-based probabilities. 3Models builds upon 2Models by further incorporating ChatGLM-6B’s logits-based probabilities into the weighted average fusion.

The results demonstrate that on four datasets, 3Models consistently outperforms 2Models. This indicates that the reasoning abilities of multiple models can complement each other, leading to superior outcomes. By integrating the diverse perspectives and strengths of more models, we can achieve a more comprehensive confidence estimation.

3.5 Ablation Study

3.5.1 Knowledge Injection

In MPC-Across, a key step is to use the main model to generate explanations and provide them to other models. We refer to this step as "knowledge injection", which aims to alleviate confidence estimation errors caused by smaller supplementary models with weak capabilities and lack of necessary reasoning knowledge. In this section, we verify the effectiveness of this step. In Figure 4, we demonstrate the impact of injecting or not injecting knowledge on the score distribution of correctly judged samples.

As shown in the Figure 4, compared to MPC w/o injection, it is more obvious that the entire distribution shifts to the right, indicating a higher confidence estimate for positive samples. It indicates that "knowledge injection" can enhance the confidence of the supplementary model in the correct an-

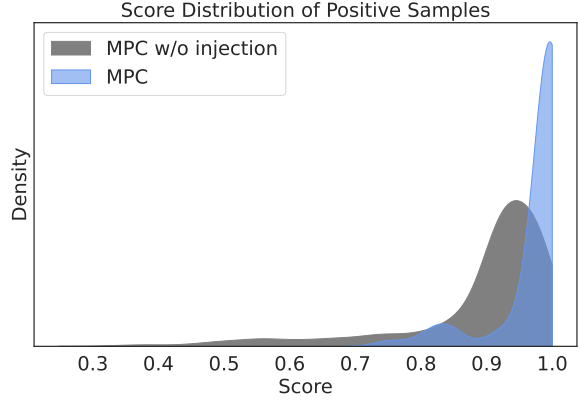


Figure 4: Confidence score distribution for GPT-4’s correct samples in MedQA. The horizontal axis represents the predicted confidence scores. The vertical axis represents the sample density. Note that the distribution shifted more to the **right** indicates better performance.

swer. It can also be reflected in the ACC of the complementary model. The accuracy of MedQA on Llama2-70b is 48.1%, while after injecting knowledge, its accuracy increases to 66.2%. This is also the case on other datasets. Although knowledge injection is not necessary for MPC-Across, it does greatly alleviate the problem of lack of confidence in complementary models on correct samples.

3.5.2 Robustness of Parameters Alpha

We perform ablation study on the coefficient α to assess model performance across different α values. The results are shown in Figure 5. In the α range of 0.5 to 0.9, MPC far exceeds SC on both datasets. It demonstrates the robustness of our method to hyper-parameter α . In addition, by observing the trend of AUROC changes under different α values, we find that the larger the alpha value, the better the performance tends to be. That is to say, when mixing MPC-Internal and MPC-Across, we tend to prefer a larger proportion of MPC-Internal, with MPC-Across as an auxiliary.

4 Related Work

Confidence Estimation for LLMs Estimating the confidence level of LLMs’ responses is an important research field. Kuhn et al. (2023) propose a method called semantic entropy, which incorporates language invariance created by shared meanings to estimate the confidence of LLMs. However, their method requires token-level probability, which is not available for today’s closed-source models. Kadavath et al. (2022) guide the model to self-evaluate its answers and directly request

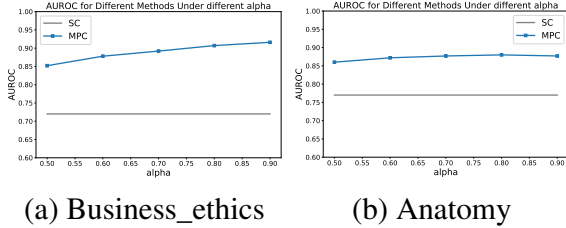


Figure 5: AUROC for MPC under different α . We conduct different α values experiments on Business_Ethics and Anatomy. It shows that our method is robust on different α .

LLM to generate the likelihood P of correct answers, while fine-tuning the model to output more accurate likelihood values. (Manakul et al., 2023) propose a sampling based method for detecting hallucinatory facts. All of the above methods involve additional training of models through supervised learning, while recent studies focus on methods that do not require training. Tian et al. (2023) conduct a broad evaluation of computationally feasible methods for extracting confidence scores from LLMs, mainly exploring a large number of variants of verbalized confidence. Meanwhile, Xiong et al. (2023) investigate three confidence estimation methods for closed-source models, verbalized based, consistency based, and their hybrid methods. Shrivastava et al. (2023) propose using the probability of a surrogate model’s confidence as the closed-source LLM confidence, and propose a combination of verbalized confidence and surrogate model probability.

5 Discussion

In the current research on model confidence estimation, we have observed several critical issues and phenomena that require greater attention from the research community:

1) **Are the probabilities of decoding different answers equals to the probabilities of the model’s answers being correct?** Confidence estimation is used to identify lower confidence in incorrect answers generated by the model, further to prevent negative impacts in practical applications. The current approaches display a serious overconfidence issue by directly using the probabilities of LLMs output as the probabilities of the answers being correct. We believe that a large number of overconfident samples on incorrect answers

precisely demonstrate that these two probabilities are not directly equal, requiring a more in-depth investigation into the form of confidence estimation.

2) **Lack of Error Self-Awareness.** In this work, we ponder on the question of why we cannot use the probability of decoding answers from models as confidence probabilities. We believe it is due to the model’s lack of self-awareness of its own errors. The model is unable to recognize its own mistakes, resulting in it only outputting its own confidence level without considering the accuracy of the answer. This leads to the model giving a high level of confidence in incorrect answers.

3) **How to alleviate the problem of overconfidence in the model’s wrong answers?** In this work, we believe that models are difficult to recognize their own mistakes. Therefore, we propose the MPC method. By collecting the model’s answers to the same question from different perspectives, we implicitly make the model aware of its own errors and assign lower confidence scores to overly confident samples. Specifically, we attempt to use the same set of powerful models to generate inconsistent answers to the same question, thereby potentially making it aware of overconfidence issues. In this paper, we refer to this inconsistency as fusion from different perspectives. Regarding the specific classification of perspectives, in this paper, we only briefly demonstrate that using different perspectives of the same model itself and different perspectives across models can effectively alleviate overconfidence issues. However, the essence of perspectives, how to add more perspectives, and how to integrate the optimal perspectives are left for future research.

6 Conclusion

In this paper, we focus on the issue of overconfidence in confidence estimation for LLMs. We introduce two methods: MPC-Internal and MPC-Across, which alleviate overconfidence through internal self-verification and integration across model perspectives, respectively. Through extensive experiments on multiple datasets, we demonstrate that MPC can effectively improve the accuracy and reliability of confidence estimation. Our work provides a new perspective for improving the confidence estimation of LLMs and lays the foundation for future research.

Limitation

In this paper, we introduce the Multi-Perspective Consistency method for confidence estimation of LLMs. Although our method achieves excellent performance, some directions are still to be improved. (1) We focus on that perspective can alleviate overconfidence, but we don't further discuss how to optimally increase the internal perspective. (2) How to combine external models to provide optimal confidence estimates remains to be explored. (3) Our research only involves token-level confidence estimation, and sequence-level confidence estimates remains to be explored. (4) The existing methods obtain confidence after inference, and we believe that obtaining confidence during inference will be a key focus of future research.

Broader Impact

Similar to other works on LLM confidence estimation, our research focus is on improving the model's confidence. However, it is important to note that the model itself may generate toxic, harmful and misleading content. In this work, we do not discuss how to address this issue. Future research is needed to explore the ethical and societal implications. It is also important to highlight that our approach is specifically designed for research settings, and its testing has been limited to such environments. It should not be directly applied without further analysis to assess potential harm or bias in the proposed application.

References

- Jinze Bai, Shuai Bai, Yunfei Chu, Zeyu Cui, Kai Dang, Xiaodong Deng, Yang Fan, Wenbin Ge, Yu Han, Fei Huang, Binyuan Hui, Luo Ji, Mei Li, Junyang Lin, Runji Lin, Dayiheng Liu, Gao Liu, Chengqiang Lu, Keming Lu, Jianxin Ma, Rui Men, Xingzhang Ren, Xuancheng Ren, Chuanqi Tan, Sinan Tan, Jianhong Tu, Peng Wang, Shijie Wang, Wei Wang, Shengguang Wu, Benfeng Xu, Jin Xu, An Yang, Hao Yang, Jian Yang, Shusheng Yang, Yang Yao, Bowen Yu, Hongyi Yuan, Zheng Yuan, Jianwei Zhang, Xingxuan Zhang, Yichang Zhang, Zhenru Zhang, Chang Zhou, Jingren Zhou, Xiaohuan Zhou, and Tianhang Zhu. 2023. [Qwen technical report](#).
- Hyung Won Chung, Le Hou, Shayne Longpre, Barret Zoph, Yi Tay, William Fedus, Yunxuan Li, Xuezhi Wang, Mostafa Dehghani, Siddhartha Brahma, Albert Webson, Shixiang Shane Gu, Zhuyun Dai, Mirac Suzgun, Xinyun Chen, Aakanksha Chowdhery, Alex Castro-Ros, Marie Pellat, Kevin Robinson, Dasha Valter, Sharan Narang, Gaurav Mishra, Adams Yu, Vincent Zhao, Yanping Huang, Andrew Dai, Hongkun Yu, Slav Petrov, Ed H. Chi, Jeff Dean, Jacob Devlin, Adam Roberts, Denny Zhou, Quoc V. Le, and Jason Wei. 2022. [Scaling instruction-finetuned language models](#).
- DeepSeek-AI, :, Xiao Bi, Deli Chen, Guanting Chen, Shanhuang Chen, Damai Dai, Chengqi Deng, Honghui Ding, Kai Dong, Qiusi Du, Zhe Fu, Huazuo Gao, Kaige Gao, Wenjun Gao, Ruiqi Ge, Kang Guan, Daya Guo, Jianzhong Guo, Guangbo Hao, Zhewen Hao, Ying He, Wenjie Hu, Panpan Huang, Erhang Li, Guowei Li, Jiashi Li, Yao Li, Y. K. Li, Wenfeng Liang, Fangyun Lin, A. X. Liu, Bo Liu, Wen Liu, Xiaodong Liu, Xin Liu, Yiyuan Liu, Haoyu Lu, Shanghao Lu, Fuli Luo, Shirong Ma, Xiaotao Nie, Tian Pei, Yishi Piao, Junjie Qiu, Hui Qu, Tongzheng Ren, Zehui Ren, Chong Ruan, Zhangli Sha, Zhihong Shao, Junxiao Song, Xuecheng Su, Jingxiang Sun, Yaofeng Sun, Minghui Tang, Bingxuan Wang, Peiyi Wang, Shiyu Wang, Yaohui Wang, Yongji Wang, Tong Wu, Y. Wu, Xin Xie, Zhenda Xie, Ziwei Xie, Yiliang Xiong, Hanwei Xu, R. X. Xu, Yanhong Xu, Dejian Yang, Yuxiang You, Shuiping Yu, Xingkai Yu, B. Zhang, Haowei Zhang, Lecong Zhang, Liyue Zhang, Mingchuan Zhang, Minghua Zhang, Wentao Zhang, Yichao Zhang, Chenggang Zhao, Yao Zhao, Shangyan Zhou, Shunfeng Zhou, Qihao Zhu, and Yuheng Zou. 2024. [Deepseek llm: Scaling open-source language models with longtermism](#).
- Guanting Dong, Hongyi Yuan, Keming Lu, Chengpeng Li, Mingfeng Xue, Dayiheng Liu, Wei Wang, Zheng Yuan, Chang Zhou, and Jingren Zhou. 2023. How abilities in large language models are affected by supervised fine-tuning data composition. *arXiv preprint arXiv:2310.05492*.
- Zhengxiao Du, Yujie Qian, Xiao Liu, Ming Ding, Jiezhong Qiu, Zhilin Yang, and Jie Tang. 2022. [Glm: General language model pretraining with autoregressive blank infilling](#).
- Chuan Guo, Geoff Pleiss, Yu Sun, and Kilian Q. Weinberger. 2017. [On calibration of modern neural networks](#).
- Dan Hendrycks, Collin Burns, Steven Basart, Andy Zou, Mantas Mazeika, Dawn Song, and Jacob Steinhardt. 2021. [Measuring massive multitask language understanding](#).
- Dan Hendrycks and Kevin Gimpel. 2018. [A baseline for detecting misclassified and out-of-distribution examples in neural networks](#).
- Di Jin, Eileen Pan, Nassim Oufattole, Wei-Hung Weng, Hanyi Fang, and Peter Szolovits. 2020. [What disease does this patient have? a large-scale open domain question answering dataset from medical exams](#).
- Saurav Kadavath, Tom Conerly, Amanda Askell, Tom Henighan, Dawn Drain, Ethan Perez, Nicholas Schiefer, Zac Hatfield-Dodds, Nova DasSarma, Eli

- Tran-Johnson, Scott Johnston, Sheer El-Showk, Andy Jones, Nelson Elhage, Tristan Hume, Anna Chen, Yuntao Bai, Sam Bowman, Stanislav Fort, Deep Ganguli, Danny Hernandez, Josh Jacobson, Jackson Kernion, Shauna Kravec, Liane Lovitt, Kamal Ndousse, Catherine Olsson, Sam Ringer, Dario Amodei, Tom Brown, Jack Clark, Nicholas Joseph, Ben Mann, Sam McCandlish, Chris Olah, and Jared Kaplan. 2022. [Language models \(mostly\) know what they know](#).
- Lorenz Kuhn, Yarin Gal, and Sebastian Farquhar. 2023. [Semantic uncertainty: Linguistic invariances for uncertainty estimation in natural language generation](#).
- Volodymyr Kuleshov and Shachi Deshpande. 2022. [Calibrated and sharp uncertainties in deep learning via density estimation](#).
- Volodymyr Kuleshov, Nathan Fenner, and Stefano Ermon. 2018. [Accurate uncertainties for deep learning using calibrated regression](#).
- Stephanie Lin, Jacob Hilton, and Owain Evans. 2022a. [Teaching models to express their uncertainty in words](#).
- Stephanie Lin, Jacob Hilton, and Owain Evans. 2022b. [Truthfulqa: Measuring how models mimic human falsehoods](#).
- Ziyang Luo, Can Xu, Pu Zhao, Qingfeng Sun, Xubo Geng, Wenxiang Hu, Chongyang Tao, Jing Ma, Qingwei Lin, and Daxin Jiang. 2023. Wizardcoder: Empowering code large language models with evol-instruct. *arXiv preprint arXiv:2306.08568*.
- Potsawee Manakul, Adian Liusie, and Mark J. F. Gales. 2023. [Selfcheckgpt: Zero-resource black-box hallucination detection for generative large language models](#).
- Todor Mihaylov, Peter Clark, Tushar Khot, and Ashish Sabharwal. 2018. [Can a suit of armor conduct electricity? a new dataset for open book question answering](#).
- OpenAI, :, Josh Achiam, Steven Adler, Sandhini Agarwal, Lama Ahmad, Ilge Akkaya, Florencia Leoni Aleman, Diogo Almeida, Janko Altschmidt, Sam Altman, Shyamal Anadkat, Red Avila, Igor Babuschkin, Suchir Balaji, Valerie Balcom, Paul Baltescu, Haiming Bao, Mo Bavarian, Jeff Belgum, Irwan Bello, Jake Berdine, Gabriel Bernadett-Shapiro, Christopher Berner, Lenny Bogdonoff, Oleg Boiko, Madeleine Boyd, Anna-Luisa Brakman, Greg Brockman, Tim Brooks, Miles Brundage, Kevin Button, Trevor Cai, Rosie Campbell, Andrew Cann, Brittany Carey, Chelsea Carlson, Rory Carmichael, Brooke Chan, Che Chang, Fotis Chantzis, Derek Chen, Sully Chen, Ruby Chen, Jason Chen, Mark Chen, Ben Chess, Chester Cho, Casey Chu, Hyung Won Chung, Dave Cummings, Jeremiah Currier, Yunxing Dai, Cory Decareaux, Thomas Degry, Noah Deutsch, Damien Deville, Arka Dhar, David Dohan, Steve Dowling, Sheila Dunning, Adrien Ecoffet, Atty Eleti, Tyna Eloundou, David Farhi, Liam Fedus, Niko Felix, Simón Posada Fishman, Juston Forte, Isabella Fulford, Leo Gao, Elie Georges, Christian Gibson, Vik Goel, Tarun Gogineni, Gabriel Goh, Rapha Gontijo-Lopes, Jonathan Gordon, Morgan Grafstein, Scott Gray, Ryan Greene, Joshua Gross, Shixiang Shane Gu, Yufei Guo, Chris Hallacy, Jesse Han, Jeff Harris, Yuchen He, Mike Heaton, Johannes Heidecke, Chris Hesse, Alan Hickey, Wade Hickey, Peter Hoeschele, Brandon Houghton, Kenny Hsu, Shengli Hu, Xin Hu, Joost Huizinga, Shantanu Jain, Shawn Jain, Joanne Jang, Angela Jiang, Roger Jiang, Haozhun Jin, Denny Jin, Shino Jomoto, Billie Jonn, Heewoo Jun, Tomer Kaftan, Łukasz Kaiser, Ali Kamali, Ingmar Kanitscheider, Nitish Shirish Keskar, Tabarak Khan, Logan Kilpatrick, Jong Wook Kim, Christina Kim, Yongjik Kim, Hendrik Kirchner, Jamie Kiros, Matt Knight, Daniel Kokotajlo, Łukasz Kondraciuk, Andrew Kondrich, Aris Konstantinidis, Kyle Kopic, Gretchen Krueger, Vishal Kuo, Michael Lampe, Ikai Lan, Teddy Lee, Jan Leike, Jade Leung, Daniel Levy, Chak Ming Li, Rachel Lim, Molly Lin, Stephanie Lin, Mateusz Litwin, Theresa Lopez, Ryan Lowe, Patricia Lue, Anna Makanju, Kim Malfacini, Sam Manning, Todor Markov, Yaniv Markovski, Bianca Martin, Katie Mayer, Andrew Mayne, Bob McGrew, Scott Mayer McKinney, Christine McLeavey, Paul McMillan, Jake McNeil, David Medina, Aalok Mehta, Jacob Menick, Luke Metz, Andrey Mishchenko, Pamela Mishkin, Vinnie Monaco, Evan Morikawa, Daniel Mossing, Tong Mu, Mira Murati, Oleg Murk, David Mély, Ashvin Nair, Reiichiro Nakano, Rajeev Nayak, Arvind Neelakantan, Richard Ngo, Hyeonwoo Noh, Long Ouyang, Cullen O’Keefe, Jakub Pachocki, Alex Paino, Joe Palermo, Ashley Pantuliano, Giambattista Parascandolo, Joel Parish, Emy Parparita, Alex Passos, Mikhail Pavlov, Andrew Peng, Adam Perelman, Filipe de Avila Belbute Peres, Michael Petrov, Henrique Ponde de Oliveira Pinto, Michael, Pokorny, Michelle Pokrass, Vitchyr Pong, Tolly Powell, Alethea Power, Boris Power, Elizabeth Proehl, Raul Puri, Alec Radford, Jack Rae, Aditya Ramesh, Cameron Raymond, Francis Real, Kendra Rimbach, Carl Ross, Bob Rotsted, Henri Roussez, Nick Ryder, Mario Saltarelli, Ted Sanders, Shibani Santurkar, Girish Sastry, Heather Schmidt, David Schnurr, John Schulman, Daniel Selsam, Kyla Sheppard, Toki Sherbakov, Jessica Shieh, Sarah Shoker, Pranav Shyam, Szymon Sidor, Eric Sigler, Maddie Simens, Jordan Sitkin, Katarina Slama, Ian Sohl, Benjamin Sokolowsky, Yang Song, Natalie Staudacher, Felipe Petroski Such, Natalie Summers, Ilya Sutskever, Jie Tang, Nikolas Tezak, Madeleine Thompson, Phil Tillet, Amin Tootoonchian, Elizabeth Tseng, Preston Tuggle, Nick Turley, Jerry Tworek, Juan Felipe Cerón Uribe, Andrea Vallone, Arun Vijayvergiya, Chelsea Voss, Carroll Wainwright, Justin Jay Wang, Alvin Wang, Ben Wang, Jonathan Ward, Jason Wei, CJ Weinmann, Akila Welihinda, Peter Welinder, Jiayi Weng, Lilian Weng, Matt Wiethoff, Dave Willner, Clemens Winter, Samuel Wolrich, Hannah Wong, Lauren Workman, Sherwin Wu, Jeff Wu, Michael Wu, Kai Xiao, Tao Xu, Sarah Yoo, Kevin Yu, Qim-

ing Yuan, Wojciech Zaremba, Rowan Zellers, Chong Zhang, Marvin Zhang, Shengjia Zhao, Tianhao Zheng, Juntang Zhuang, William Zhuk, and Barret Zoph. 2023. [Gpt-4 technical report](#).

Victor Sanh, Albert Webson, Colin Raffel, Stephen H Bach, Lintang Sutawika, Zaid Alyafeai, Antoine Chaffin, Arnaud Stiegler, Teven Le Scao, Arun Raja, et al. 2021. Multitask prompted training enables zero-shot task generalization. *arXiv preprint arXiv:2110.08207*.

Vaishnavi Shrivastava, Percy Liang, and Ananya Kumar. 2023. [Llamas know what gpts don't show: Surrogate models for confidence estimation](#).

Xiaoshuai Song, Keqing He, Pei Wang, Guanting Dong, Yutao Mou, Jingang Wang, Yunsen Xian, Xunliang Cai, and Weiran Xu. 2023. [Large language models meet open-world intent discovery and recognition: An evaluation of chatgpt](#).

Alon Talmor, Jonathan Herzig, Nicholas Lourie, and Jonathan Berant. 2019. [Commonsenseqa: A question answering challenge targeting commonsense knowledge](#).

Katherine Tian, Eric Mitchell, Allan Zhou, Archit Sharma, Rafael Rafailov, Huaxiu Yao, Chelsea Finn, and Christopher D. Manning. 2023. [Just ask for calibration: Strategies for eliciting calibrated confidence scores from language models fine-tuned with human feedback](#).

Christian Tomani and Florian Buettner. 2021. [Towards trustworthy predictions from deep neural networks with fast adversarial calibration](#).

Hugo Touvron, Louis Martin, Kevin Stone, Peter Albert, Amjad Almahairi, Yasmine Babaei, Nikolay Bashlykov, Soumya Batra, Prajjwal Bhargava, Shruti Bhosale, Dan Bikel, Lukas Blecher, Cristian Canton Ferrer, Moya Chen, Guillem Cucurull, David Esiobu, Jude Fernandes, Jeremy Fu, Wenyin Fu, Brian Fuller, Cynthia Gao, Vedanuj Goswami, Naman Goyal, Anthony Hartshorn, Saghar Hosseini, Rui Hou, Hakan Inan, Marcin Kardas, Viktor Kerkez, Madian Khabsa, Isabel Kloumann, Artem Korenev, Punit Singh Koura, Marie-Anne Lachaux, Thibaut Lavril, Jenya Lee, Diana Liskovich, Yinghai Lu, Yuning Mao, Xavier Martinet, Todor Mihaylov, Pushkar Mishra, Igor Molybog, Yixin Nie, Andrew Poulton, Jeremy Reizenstein, Rashi Rungta, Kalyan Saladi, Alan Schelten, Ruan Silva, Eric Michael Smith, Ranjan Subramanian, Xiaoqing Ellen Tan, Binh Tang, Ross Taylor, Adina Williams, Jian Xiang Kuan, Puxin Xu, Zheng Yan, Iliyan Zarov, Yuchen Zhang, Angela Fan, Melanie Kambadur, Sharan Narang, Aurelien Rodriguez, Robert Stojnic, Sergey Edunov, and Thomas Scialom. 2023. [Llama 2: Open foundation and fine-tuned chat models](#).

Xuezhi Wang, Jason Wei, Dale Schuurmans, Quoc Le, Ed Chi, Sharan Narang, Aakanksha Chowdhery, and Denny Zhou. 2023. [Self-consistency improves chain of thought reasoning in language models](#).

Prompts of SC and PC-Internal

Prompt of SC

Answer the following question to the best of your ability and give your reason.

Question: [question]

Answer:

Prompt of MPC-Internal

Answer the following question to the best of your ability.

Question: [question]

Is Answer[one option] the correct one? If so, why? If not, which one is the correct answer? Please reflect on it.

Answer:

Figure 6: Prompts of SC and MPC-Internal

Yijun Xiao and William Yang Wang. 2021. [On hallucination and predictive uncertainty in conditional language generation](#).

Miao Xiong, Zhiyuan Hu, Xinyang Lu, Yifei Li, Jie Fu, Junxian He, and Bryan Hooi. 2023. [Can llms express their uncertainty? an empirical evaluation of confidence elicitation in llms](#).

Shunyu Yao, Dian Yu, Jeffrey Zhao, Izhak Shafran, Thomas L Griffiths, Yuan Cao, and Karthik Narasimhan. 2023. Tree of thoughts: Deliberate problem solving with large language models. *arXiv preprint arXiv:2305.10601*.

Zheng Yuan, Hongyi Yuan, Chengpeng Li, Guanting Dong, Keming Lu, Chuanqi Tan, Chang Zhou, and Jingren Zhou. 2023. [Scaling relationship on learning mathematical reasoning with large language models](#).

A Related Prompt

We show the prompt used by MPC-Internal in Figure 6. Unlike SC, we add a self-verification step to promote self-reflection of LLM. [one option] can be obtained through a reply from LLM or by randomly matching an option. The prompt of MPC-Across is shown in Figure 7. It shows the process of using the main model to generate knowledge related to the question and enhancing the supplementary model. The relevant knowledge is added to the prompt of the supplementary model to alleviate the insufficient knowledge of the supplementary model.

Prompts of MPC-Across

Step 1. Prompt of Main Model

Generate relevant knowledge for the following question.

Question: [question].

Relevant knowledge:

Step 2 Prompt of complementary Model

Question: [question]

Supplementary Information: [Response of Step 1]

Answer:

Figure 7: Prompts of MPC-Across

B Experiment Settings

B.1 Implementation Details

When using closed-source models GPT-4 and GPT-3.5 for inference, we use the public API provided by Open-AI. For the inference of open-source models, we use greedy decoding strategy. For MPC-Internal, we choose $K = 15$, $\alpha = 0.8$. We perform each experiment 5 times and report the average results.

B.2 Dataset

We utilize eight commonly used public datasets for evaluation. They are:

MMLU (Hendrycks et al., 2021) is a benchmark test for evaluating model pre training knowledge, challenging 57 different disciplines with zero and few samples. The test covers a range of basic to professional levels, aiming to identify blind spots in the model’s world knowledge and problem-solving abilities. We select four domain subsets including Chemistry, Computer_Security, Business_Ethics and Anatomy.

TruthfulQA (Lin et al., 2022b) is a benchmark designed to measure how authentic language models are at answering questions. The benchmark contains 817 questions across 38 categories, including health, law, finance and politics. The questions in the test are carefully designed to test whether the model gives wrong answers due to false beliefs or misunderstandings.

CSQA (Talmor et al., 2019) is a dataset used to evaluate the ability of AI models to answer commonsense questions, consisting of 12247 multiple-choice questions, requiring the model to use prior knowledge to distinguish subtle conceptual differ-

ences. We randomly selected 1000 from the test set as the evaluation set for confidence estimation.

MedQA (Jin et al., 2020) is a multilingual open domain question answering dataset in the medical field, including free form multiple-choice questions. We only select the English subset as the confidence test set.

OBQA (Mihaylov et al., 2018) is a question and answer dataset based on the open book exam model, containing 5957 basic-level science multiple-choice questions to evaluate understanding of core scientific knowledge and its application in new contexts. We select all 500 test sets to test confidence estimation. We show the test set size of each dataset in Table 5

Dataset	Test set size	Dataset	Test set size
TruthfulQA	817	Chemistry	100
CSQA	1000	Computer_Security	100
MedQA	1273	Business_Ethics	100
OBQA	500	Anatomy	135

Table 5: Statistics of Datasets.

B.3 Metrics

AUROC (Area Under the Receiver Operating Characteristic Curve) is a common metric used to measure the classifier’s discriminative ability. We define the function $R(x, y)$ to indicate that for a given input x , if the predicted answer y is correct, then $R(x, y)$ is 1, otherwise it is 0. Meanwhile, $C(x)$ represents the model’s confidence in predicting sample x , with a value between 0 and 1. True Positive Rate (TPR) is defined at the confidence threshold t as the proportion of correctly predicted samples with a confidence level not lower than t , and its calculation formula is:

$$\text{TPR}(t) = \frac{\mathbb{E}[R(x, y(x)) \cdot \mathbb{I}(C(x) \geq t)]}{\mathbb{E}[R(x, y(x))]}$$

False Positive Rate (FPR) is defined as the proportion of incorrectly predicted samples with a confidence level of no less than t at the confidence threshold t . Its calculation formula is:

$$\text{FPR}(t) = \frac{\mathbb{E}[(1 - R(x, y(x))) \cdot \mathbb{I}(C(x) \geq t)]}{\mathbb{E}[1 - R(x, y(x))]}$$

Draw $\text{TPR}(t)$ and $\text{FPR}(t)$ values at different thresholds t to form ROC curves. Then, calculate the area under the ROC curve, which is AUROC.

This area reflects the ability of the model to classify correctly based on the threshold.

ECE (Expected Calibration Error) is a metric that quantifies the level of model calibration. An ideal confidence estimation method should reflect the probability of correctness. ECE calculates the calibration error of a model by comparing its predicted probability with the actual frequency of occurrence. Specifically, it is obtained by dividing the predicted probability into several intervals (bin), and then calculating the weighted average of the difference between the average predicted probability and the actual occurrence frequency within each interval.

$$\text{ECE} = \sum_{m=1}^M \frac{|B_m|}{n} |\text{acc}(B_m) - \text{conf}(B_m)|$$

M is the number of the bins. B_m is the sample set within the m_{th} bin. n is the total number of samples. $\text{acc}(B_m)$ is the accuracy of the samples within B_m , which is the proportion of correct predictions for these samples. $\text{conf}(B_m)$ is the average confidence score of the samples within B_m .

B.4 Baselines

We compare our method with the following strong baselines:

- Verb (Lin et al., 2022a; Tian et al., 2023). It prompts the LLM to assess its confidence in its answer. By designing the prompt template, it requires LLM to return the answer and its confidence score for the answer, ranging from 0 to 1. In addition, the model will be required to generate the COT process. Due to the fragility of self-awareness in LLMs, the scores are mostly concentrated between 0.8-1.0, indicating a serious problem of overconfidence.
- Self-Consistency (Wang et al., 2023; Xiong et al., 2023). It estimates confidence by measuring the consistency among multiple candidate outputs generated by the model. It prompts the model to produce several response candidates and then calculate the consistency score among these candidates. For closed-source models where logits are not available, the scores obtained by the self-consistency can to some extent serve as a sub-

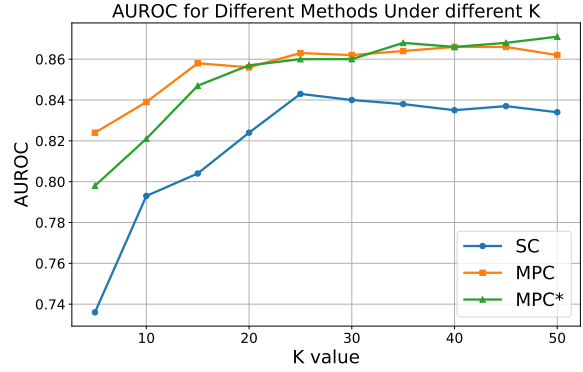


Figure 8: AUROC for SC, MPC, MPC* under different K on TruthfulQA. For MPC*, we abandon the initial step of generating answers using LLM. Instead, answer is matched randomly for the model’s self-reflection.

stitute for logits. Our analysis experiment indicates that it also leads to overconfidence.

- Verb & Surrogate (Shrivastava et al., 2023). It believes that the logits-based score of the open-source model can be used as the confidence score of the closed-source model. Therefore, it uses a surrogate model with available probabilities to assess the answers of the main model in a given question, and then takes a weighted average with the Verb scores.
- SC & Surrogate (Shrivastava et al., 2023). Similar with Verb & Surrogate, it calculates a weighted average of the surrogate model probabilities and SC scores. Unlike it, our MPC-Across is not limited to the open-source model, but can be extended to any model. Besides, we add a process of injecting knowledge to alleviate the impact of weak surrogate model capabilities.

C Different K values of SC

To validate the effectiveness of MPC-Across on various K values, we conduct experiments ranging from K=5 to K=50. K means the number of answers when conducting MPC-Internal. As shown in Fig 8, **it shows a consistent positive impact on SC throughout all K values**, with an average improvement of about 2%.

Besides, we introduce a variant of MPC, **MPC***. The difference is for MPC*, we abandon the initial step of generating the answer for self-reflection. Instead, we random select an answer for self-reflection in each step. MPC* requires greater verification ability. Comparing MPC with MPC*, MPC performs better at lower K. However, with K

values above 20, MPC* can achieve results equal to or even exceed MPC. This may be because the importance of generating high-quality and accurate answers becomes more significant when the number of responses is low. However, as the K value gradually increases, at higher iterations, the strategy of randomly selecting answer validation can give the model more opportunities to explore and verify different answers, thus to some extent compensating for the model's lack of self-validation ability.