

FIPO: Free-form Instruction-oriented Prompt Optimization with Preference Dataset and Modular Fine-tuning Schema

Junru Lu¹, Siyu An², Min Zhang³, Yulan He⁴, Di Yin², Xing Sun²

¹University of Warwick, ²Tencent YouTu Lab, ³Westlake University, ⁴King’s College London

¹junru.lu@warwick.ac.uk, ³zhangmin@westlake.edu.cn, ⁴yulan.he@kcl.ac.uk

²{siyuan, endymecyyin, winfredsun}@tencent.com

Abstract

When the quality of naive prompts is carefully optimized by human experts, the task performance of large language models (LLMs) can be significantly improved. However, expert-based prompt optimizations are expensive. Herein, some works have proposed Automatic Prompt Optimization (APO), to optimize naive prompts according to task outputs of given in-box testing models, with the help of advanced LLMs (e.g., GPT-4) in an ad-hoc way. Although effective, existing schemes suffer from poor generalization ability and privacy risk. To this end, we collect the first large-scale Prompt Optimization Preference dataset (POP), fine-tune offline local LLM-based optimizers, then fairly test with various downstream models. Our method allows accurate optimization of the core task instruction part within the naive prompt in a model-agnostic manner, and thus is named Free-form Instruction-oriented Prompt Optimization (FIPO). In specific, FIPO uses a modular APO template that dynamically integrate the naive task instruction, optional instruction responses, and optional ground truth to produce finely optimized prompts. The POP dataset is meticulously constructed using advanced LLMs, undergoing rigorous cross-validation by human experts and analytical models. Leveraging insights from the data with Tulu2 models and diverse fine-tuning strategies, we validate the efficacy of FIPO framework across five public benchmarks and six testing models¹.

1 Introduction

Large Language Models (LLMs) show their intelligence (Zhao et al., 2023a; Yang et al., 2023c; Achiam et al., 2023) on various benchmarks (Cobbe et al., 2021; Suzgun et al., 2023; Bisk et al., 2020; Huang et al., 2019; Hendrycks et al., 2021). However, the task performance of LLMs depends on the given task prompt. LLMs may not be

able to give the correct answer based on the naive task prompt, but after careful optimization by human experts, it can perform the same task well under the guidance of high-quality prompts (Wei et al., 2022; Kojima et al., 2022; Yang et al., 2023b).

Obviously, expert-based prompt optimizations are expensive. Therefore, in recent years, Automatic Prompt Optimization (APO) has emerged as a prominent area of research. Discrete APO is one of the popular strategies, focusing on identifying optimal combinations of discrete tokens to serve as optimized prompts (van de Kar et al., 2022; Yuan et al., 2021; Jiang et al., 2020; Pryzant et al., 2023). Particularly, there has been significant interest in LLM-based discrete APO (Zhou et al., 2023; Do et al., 2023; Wang et al., 2023a), which introduce ad-hoc strategies leveraging leading API-accessible LLMs (e.g., GPT-4 (Achiam et al., 2023)).

These APO approaches typically involve iterative optimization between an in-box testing generator M_{g-in} and an advanced optimizer M_{o-api} . As illustrated in the upper half of Figure 1, the generator M_{g-in} first provide answers upon the naive prompt x^n : “Calculate the average value of the list”, and then the optimizer M_{o-api} provides rational feedback and several upgraded prompt candidates $\{x^o\}$. This above process can be repeated several times. Afterwards, a high-quality optimized prompt x^o is finally tailored for the in-box generator M_{g-in} , which can be ensured to produce the desired response: “The answer value is 44.25”. However, despite effective, several drawbacks exist: (1) **Privacy risk**. The entire online optimization is exposed to external LLM services, which poses a privacy risk; (2) **Poor Generalization Ability**. The ad-hoc optimization is model-centric, as it runs with instant testing responses from the in-box generator M_{g-in} , leading to performance degradation when tested with out-of-box generators M_{g-out} . For instance, a wrong answer is inferred by the out-of-box generator M_{g-out} : “44.1”.

¹Check codes and data here: https://github.com/LuJunru/FIPO_Project.

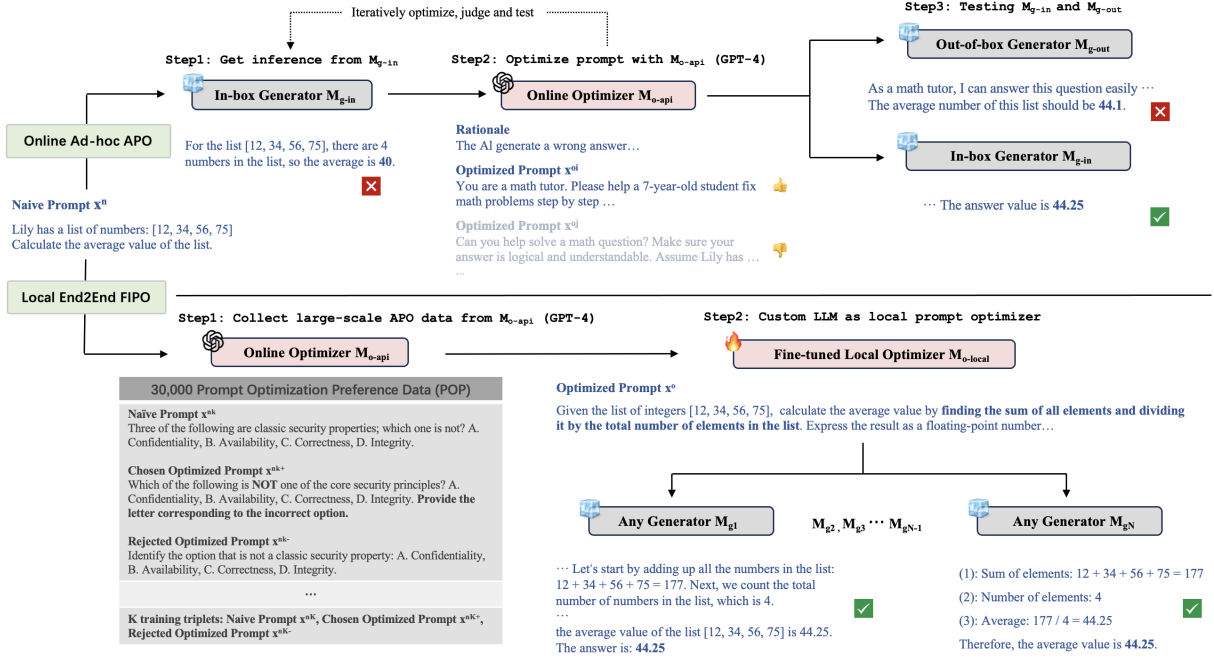


Figure 1: Online ad-hoc APO vs. our Local End2end FIPO. Although both leverage advanced LLMs (e.g., GPT-4), in FIPO, we design a local training pipeline and completely removed the reliance on any in-box model generators.

To address the existing challenges, we introduce Free-form Instruction-oriented Prompt Optimization (FIPO). The bottom half of Figure 1 illustrates our FIPO. Unlike the online ad-hoc APO approach, FIPO directly fine-tunes the general local optimizer M_{local} , and apply over any testing generator M_g . In specific, we first design a meta template towards universal APO (Figure 2), and thereby collect 30,000 prompt optimization preference examples from advanced optimizer M_{o-api} (§ 2.3). We demonstrate the reliability of this data through multiple cross-validation methods (Table 1). On this basis, we then apply with mainstream end-to-end fine-tuning strategies for obtaining a valid local optimizer $M_{o-local}$ (Figure 3). Particularly, in the Figure 1’s example, our local optimizer M_{local} provides insightful hints in the optimized prompt x^o : “calculate the average value by finding the sum of all elements and dividing it by the total number of elements in the list”. Such stepwise guidance generally enhance the answer quality of any testing generator M_g . Our contributions are as follows:

- (1) We denote the drawbacks of previous online ad-hoc APO, and then introduce our local free-form instruction-oriented prompt optimization (FIPO). We design a generic APO template that allows the optimizer to unpack the pre-built testing generators, which is a key component for former methods.

- (2) Based on the template, we compile a 30k large-scale Prompt Optimization Preference dataset (POP), and explore with several mainstream fine-tuning strategies: Supervised Fine-tuning (SFT), Direct Preference Optimization (DPO) (Rafailov et al., 2023) and Identity Preference Optimization (IPO) (Azar et al., 2023). We further develop an Iterative Preference Learning (IPL) pipeline for self-enhanced preference optimization.
- (3) We evaluate the efficacy and adaptability of fine-tuned FIPO optimizer across five downstream benchmarks and three diverse generators, and obtain superior results compared to previous online ad-hoc APO methods.

2 Methodology

In this section, we start with task formulation (§ 2.1), then introduce our meta template towards universal APO (§ 2.2), collected POP data (§ 2.3) and training strategies (§ 2.4).

2.1 Task Formulation

We denote FIPO as end-to-end text generation. In the **training** phase, a local optimizer model $M_{o-local}$ is supervisedly fine-tuned to generate an optimized prompt \hat{x}^o :

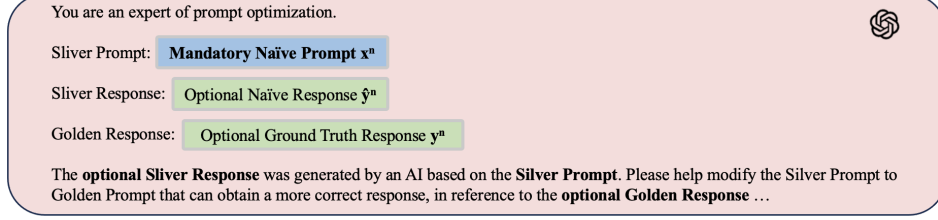
$$\hat{x}^o = \operatorname{argmax}_{M_{o-local}} p(\hat{x}^o | x^n, [\hat{y}^n], [y^n]) \quad (1)$$

Naïve Prompt x^n : Calculate the average value of the list [12, 34, 56, 75]

🤖 **[By Text-davinci-003] Naïve Response \hat{y}^n :** Sure, list is a basic data structure in Python. We can compute the average of the list by: (1) list = [12, 34, 56, 75]; (2) average = sum(list) / len(list); (3) print(average). The final answer is sum([12, 34, 56, 75]) / len([12, 34, 56, 75]) = 177 / 4 = 44.25.

😊 **Ground Truth Response y^n :** To calculate the average value of a list of numbers, you sum up all the numbers and then divide by the count of numbers in the list. For the list [12, 34, 56, 75], the sum of the numbers is: 12 + 34 + 56 + 75 = 177. There are 4 numbers in the list. Now, divide the sum by the count of numbers to get the average: Average = 177 / 4 = 44.25. So, the average value of the list [12, 34, 56, 75] is 44.25.

↓
Pack seed data with our modular template, then collect APO examples from advanced LLM M_{o-api}



🤖 **[By GPT-3.5-turbo] Rejected Optimized Prompt x^{o-} :** You are an expert in mathematics and someone asks you to calculate the average of a list of numbers. Write a complete solution to explain how to calculate the average step-by-step, using the list [12, 34, 56, 75] as an example. Make sure to provide the final answer in your response.

😊 **[By GPT-4] Chosen Optimized Prompt x^{o+} :** We need to calculate the average of a set of numbers, specifically [12, 34, 56, 75]. Please provide the process in completing the task, including a step-by-step explanation of how to calculate the average, **summing all the items in the list, and then dividing this total by the number of elements in the list**. Your response should be detailed, clear, and accurate, similar to the manner a math tutor would explain to a student learning this concept for the first time.

Figure 2: Step 1 and 2 of FIPO: (1) Design a meta template towards universal APO; (2) Collect 30,000 large-scale prompt optimization preference exemplars from a suboptimal LLM GPT-3.5-turbo and an optimal LLM GPT-4.

based on the naïve prompt x^n , optional naïve response \hat{y}^n , and optional ground truth y^n . In addition, pairwise chosen optimized prompt x^{o+} and rejected optimized prompt x^{o-} are provided as labels in training. The optional naïve response \hat{y}^n is generated for the naïve prompt x^n using one neural generator model M_{g*} :

$$\hat{y}^n = \operatorname{argmax}_{M_{g*}} p(\hat{y}^n | x^n) \quad (2)$$

While in the **testing** phase, our ultimate target is to obtain a more superior optimized testing response \hat{y}_t^o than the naïve testing response \hat{y}_t^n , when applying any testing generator M_g to the optimized testing prompt \hat{x}_t^o and the naïve testing prompt x_t^n , respectively:

$$\hat{y}_t^o \succ \hat{y}_t^n \quad (3)$$

$$\hat{y}_t^o = \operatorname{argmax}_{M_g} p(\hat{y}_t^o | \hat{x}_t^o), \hat{y}_t^n = \operatorname{argmax}_{M_g} p(\hat{y}_t^n | \hat{x}_t^n) \quad (4)$$

where M_g could be either same as or different from M_{g*} . And specifically, \hat{x}_t^o is enhanced from x_t^n by the fine-tuned optimizer $M_{o-local}$:

$$\hat{x}_t^o = \operatorname{argmax}_{M_o} p(\hat{x}_t^o | x_t^n) \quad (5)$$

In contrast, former ad-hoc APO has no training phase but only the iterative online testing pipeline with mandatory in-box testing response \hat{y}_t^{oi} :

$$\hat{x}_t^{oi+1} = \operatorname{argmax}_{M_{o-api}} p(\hat{x}_t^{oi+1} | x_t^{oi}, \hat{y}_t^{oi}), x_t^{o1} = x_t^n \quad (6)$$

$$\hat{y}_t^{oi} = \operatorname{argmax}_{M_{g-in}} p(\hat{y}_t^{oi} | x_t^{oi}), \hat{y}_t^{o1} = \hat{y}_t^n \quad (7)$$

where M_{g-in} is a prior in-box generator.

2.2 Modular Template

As aforementioned in section 2.1, we first design a modular template that ensures flexibility in content management. Figure 2 illustrates our template, shown in the middle, taking **mandatory naïve task instruction x^n** , **optional naïve response \hat{y}^n** and **optional ground truth response y^n** as inputs. Additional description is then appended for clarity, in which we directly claim the optionality of \hat{y}^n and y^n : “The **optional** sliver response ... based on the **sliver prompt** ... **optional** golden response ...”.

We use this modular template for all sections in FIPO, including the dataset collection, fine-tuning the local optimizer $M_{o-local}$, and testing various downstream generators $\{M_g\}$. The key difference between these sections is we accordingly adjust the optional responses, thus addressing potential exposure bias between the training and the inference phases (Eq. 1 vs. Eq. 5): (1) **Keep both in data collection**. We introduce the collection of our POP data in section 2.3; (2) **Diversely keep partial responses in training**. We present this strategy in section 2.4; (3) **Remove all responses in testing**. We report testing results in section 3.2.

2.3 Prompt Optimization Preference Data

We decide to distill the refined prompt optimization capabilities from prominent yet proprietary LLMs, instead of directly integrating them in an ad-hoc way. Thus, we collect the Prompt Optimization Preference (POP) data. Shown in Figure 2, to ensure the most directional optimization, we send

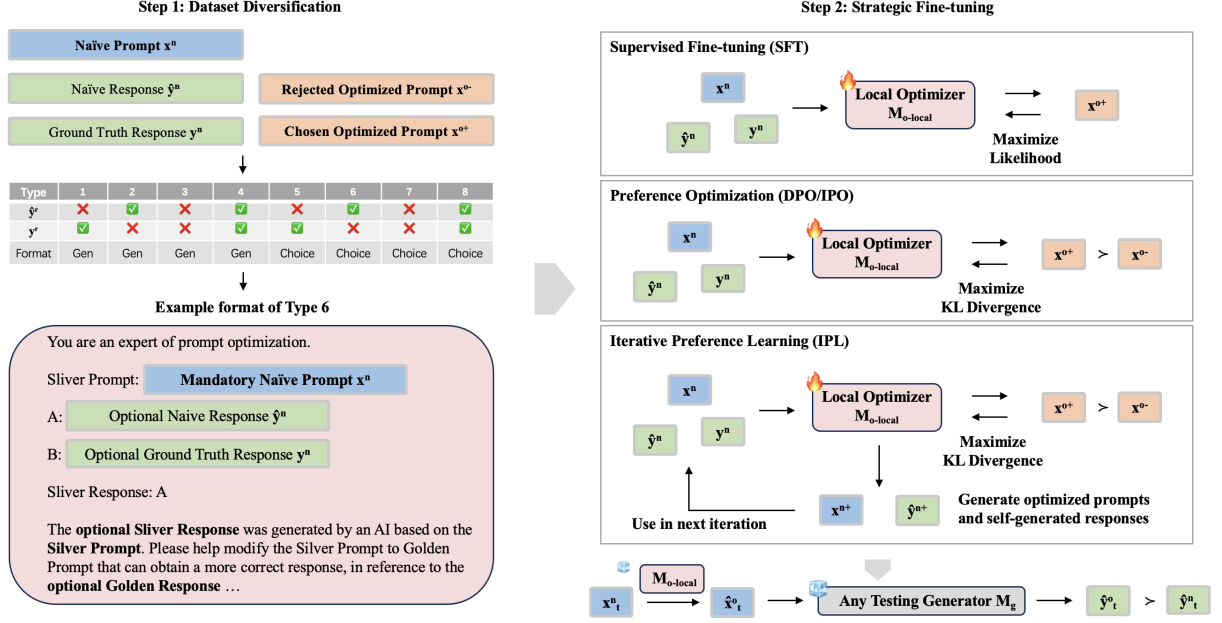


Figure 3: Step 3 of FIPO: transitional dataset diversification and several mainstream fine-tuning strategies.

naive prompt x^n , naive response \hat{y}^n , and ground truth response y^n to one suboptimal LLM GPT-3.5-turbo and one optimal LLM GPT-4², to collect contrastive POP data (x^{o+} , x^{o-}). The naive prompt x^n is sampled from the Alpaca dataset, which contains 52K diverse instructions and corresponding responses \hat{y}^n generated by the Text-davinci-003 model (Taori et al., 2023). We also collect another GPT4-generated response for the Alpaca dataset from public literature (Ghosal et al., 2023). There are no official ground truth responses (e.g., from human experts) for the Alpaca data, we therefore consider GPT-4 responses as the ground truth response y^n , given its demonstrated analytical capabilities comparable to humans (Pan et al., 2023a). As shown at the bottom of Figure 2, GPT-4 offers a more pedagogical step-by-step optimized prompt compared to GPT-3.5-turbo. We report complete collection template in Table 10.

We finally narrow down our dataset to 30k samples and report the quality post-checking in Table 1. We adopt cross-validation using three different methods: critiques from an external alignment model UltraRM (Cui et al., 2023), self-judgement from the GPT-4, and manual checking by human experts. The “Response” and “Prompt” columns refer to the proportions that GPT-4-generated response and GPT-4-optimized prompt is better than the others, respectively. The average win rates for both categories exceed 85%, ensuring the quality.

²<https://platform.openai.com/docs/models>

	GPT-4 Win Rate (%)		
	Response	Prompt	Scale
UltraRM 13B (Cui et al., 2023)	91.49	82.13	30k
GPT4 Self-check	80.56	92.29	3k
Human Expert	88.29	95.21	1k
Average	86.78	89.88	N/A

Table 1: Quality cross-validation on our dataset.

2.4 Fine-tuning Strategies

We introduce our fine-tuning strategies in Figure 3, consisting of an initial step of transitional dataset diversification followed by strategic fine-tuning.

Dataset Diversification. In the left hand of Figure 3, we evenly split the 30k samples as eight types depending on the existence of naive response \hat{y}^n and ground truth response y^n , as well as a format condition “generation” or “multi-choice”. Directionally fine-tuning optimizer has to relay on pre-generated responses, while no any response will be exposed during inference. Hence, the dataset diversification is necessary to help reduce the exposure gap between training and testing, and generalize the original “generation” instruction format to another common “multi-choice” instruction format. The left bottom corner in Figure 3 takes an example of Type 6. The responses \hat{y}^n and y^n are modified as candidates adhere to the naive prompt x^n . We then set “A” and “B” as new naive response \hat{y}^n and ground truth response y^n ³.

³More details of data diversification are in Appendix B.

Strategic Fine-tuning. The right side of Figure 3 introduces several end-to-end fine-tuning strategies that we explored in this work. The right top is the most well-known Supervised Fine-tuning (SFT), which only takes the optimal optimized prompt x^{o+} as the supervision signal:

$$L_{SFT}(M_o) = -\mathbb{E}_{(x^n, \hat{y}^n, y^n, x^{o+}) \sim D} [\hat{x}^o - x^{o+}]^2 \quad (8)$$

where D stands for the training set.

On the other hand, the right middle shows a contrastive fine-tuning methodology: Preference Optimization, such as Direct Preference Optimization (DPO) (Rafailov et al., 2023) and Identity Preference Optimization (IPO) (Azar et al., 2023). Preference Optimization takes pairwise rejected label x^{o-} and chosen label x^{o+} as supervision. One of the core differences from Preference Optimization and SFT is the former one not only encourage the generation of optimal preference, but also dampen the generation of suboptimal preference:

$$L_{DPO}(M_o) = -\mathbb{E}_{(x^n, \hat{y}^n, y^n, x^{o+}, x^{o-}) \sim D} [\log \sigma(\beta \cdot \Delta)] \quad (9)$$

$$L_{IPO}(M_o) = -\mathbb{E}_{(x^n, \hat{y}^n, y^n, x^{o+}, x^{o-}) \sim D} [\Delta - \frac{1}{2\beta}]^2 \quad (10)$$

$$\Delta = \log \frac{M_o(x^{o+} | x^r, \hat{y}^r, y^r)}{M_{ref}(x^{o+} | x^r, \hat{y}^r, y^r)} - \log \frac{M_o(x^{o-} | x^r, \hat{y}^r, y^r)}{M_{ref}(x^{o-} | x^r, \hat{y}^r, y^r)} \quad (11)$$

where β is a hyperparameter factor. M_{ref} refers to the reference model, which is a frozen copy of initial weights of M_o . The equations indicate that IPO is a regularized version of DPO as it limits the optimization range with squares.

Additionally, inspired by self-updating alignment (Lee et al., 2023; Anthropic, 2022; Yuan et al., 2024), we develop a Iterative Preference Learning (IPL) strategy for self-rewarding prompt optimization. After each iteration of prompt optimization, we ask the optimizer itself to determine if it successfully generate a superior prompt x^{n+} with a better response \hat{y}^{n+} , and if so, to automatically replace the previous inferior prompt x^n and response \hat{y}^n , leading to more rigorous training in next iteration:

$$L_{IPL}(M_o) = -\mathbb{E}_{(x^{n+}, \hat{y}^{n+}, y^n, x^{o+}, x^{o-}) \sim D} G(\Delta) \quad (12)$$

$$x^{n+} = M_o(x^n), \hat{y}^{n+} = M_o(x^{n+}) \quad (13)$$

$$x^{n+} = \begin{cases} x^{n+}, M_o(x^{n+}, y^n) \succ M_o(x^n, y^n) \\ x^n, \text{otherwise} \end{cases} \quad (14)$$

where $G(*)$ denotes as either IPO or DPO loss⁴.

⁴Algorithmic details of IPL lie in Appendix B and C.

3 Experiments

The ultimate target of FIPO lies in the general performance enhancement with downstream generators M_g (Eq. 3). Herein, in the evaluation, we first use fine-tuned optimizer M_o to produce optimized testing prompts \hat{x}_t^o , then obtain optimized testing response \hat{y}_t^o and naive testing response \hat{y}_t^n for answer quality checking, as shown in the bottom right corner of Figure 3. We begin with our experimental settings (§ 3.1), efficacy presentation and comparisons against online ad-hoc APO methods (§ 3.2.1), then follow with analysis of different fine-tuning strategies (§ 3.2.2), and case analysis (§ 3.2.3)⁵.

3.1 Experimental Settings

3.1.1 Baselines

We compare FIPO with two SOTA APO methods: APE (Zhou et al., 2023) and PromptAgent (Wang et al., 2023a). APE, stands for Automatic Prompt Engineer, is a template-based strategy that ask one LLM to generate a pool of candidate prompts based on the templates, then select one according to the evaluation scores. PromptAgent eliminates templates and replaces with Monte Carlo Tree Search (Abramson, 2014) for using a evaluator model to guide the generator. Both APE and PromptAgent are training-free, aiming to model-oriented APO in an ad-hoc manner, while we realize completely offline training. Following former works, we use GPT-3.5-turbo as the in-box generator and GPT-4 as the optimizer in both baselines.

3.1.2 Foundation models

We use Tulu2 models as our bases, which is a fine-tuned version of Llama2 (Touvron et al., 2023) trained on a mix of publicly available datasets (Iverson et al., 2023). We fine-tuning local optimizer with Tulu2-13B and Tulu2-70B.

3.1.3 Evaluation Benchmarks

We include five benchmarks across two most common formats: (1) GSM8k (Cobbe et al., 2021), a generative dataset contains 1.3k primary level math questions; (2) BigBenchHard (BBH) (Suzgun et al., 2023), which involves 23 challenging reasoning tasks. BBH has 6.4k testing samples, and asks for generative answering; (3) PiQA (Bisk et al., 2020), in which 1.8k common physical knowledge questions are proposed, alongside with multiple candidate choices; (4) CosmosQA (Huang et al., 2019).

⁵Hyperparameters and training cost are in Appendix A.

Generator	Prompt Source	Generation		Multi-choice			Weighted Avg.
		GSM8K (3)	BBH (3)	PiQA (3)	CosmosQA (5)	MMLU (5)	
Llama2-7B (Touvron et al., 2023)	Naive Prompt	8.89	31.21	62.78	43.09	46.58	41.73
	FIPO Optimizer	11.70	33.50	69.37	52.11	54.56	48.10
Tulu2-13B (Iverson et al., 2023)	Naive Prompt	39.06	36.49	76.62	55.13	57.43	52.53
	FIPO Optimizer	40.17	40.26	78.58	57.68	59.10	54.79
Baichuan2-13B (Yang et al., 2023a)	Naive Prompt	46.81	37.95	68.56	51.88	57.46	52.36
	FIPO Optimizer	48.12	39.95	74.77	56.88	58.32	54.35

Table 2: Evaluation results of various downstream generator LLMs, using the best local optimizer from Table 3.

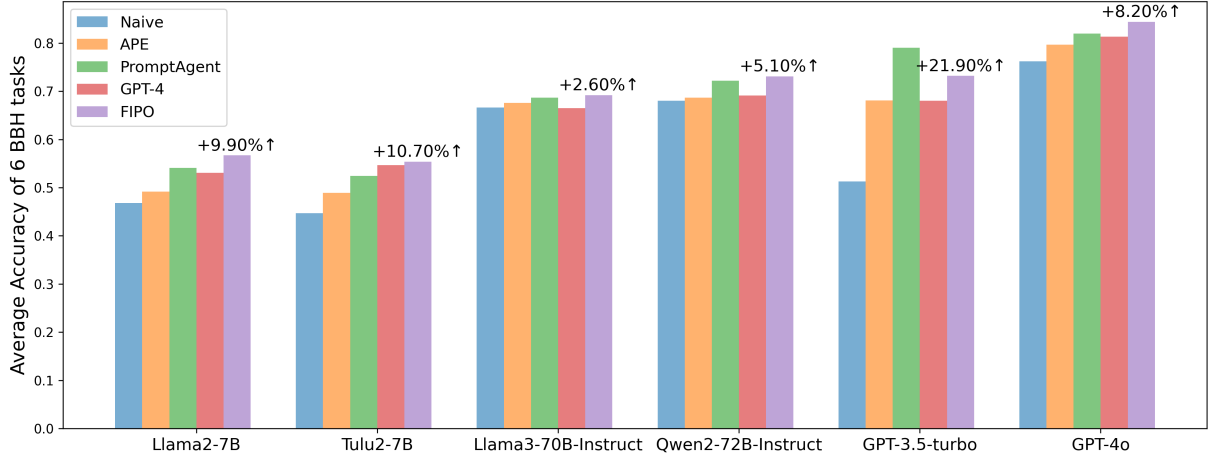


Figure 4: The FIPO-optimized prompts help various downstream testing LLMs (X-axis) gain more promising improvements, compared with other prompt optimization approaches (shown by the bars). We specifically annotate the improvements of FIPO against naive prompts from the original dataset (\uparrow). More details: Appendix G and D.

There are around 3k commonsense-based multi-choice questions in CosmosQA, equipped with four candidate options; (5) MMLU ([Hendrycks et al., 2021](#)), which is one of the largest multi-choice benchmarks. MMLU covers 14k questions. For our FIPO experiments, we report results on all five benchmarks. While differently, since both APE and PromptAgent only provide evaluations on 6 tasks of BBH, we report the comparison results aligned with their settings. As for the result metrics, either “generation” or “multi-choice” benchmarks takes few-shot format with strict answering templates (e.g., “The answer is X”). Herein, we are able to report the accuracy score for all benchmarks.

3.2 Experimental Results

3.2.1 Efficacy of FIPO

General improvements of FIPO. It can be concluded that FIPO-optimized prompts have general gains on different downstream generators across five public benchmarks, shown in Table 2. The optimized prompts help Llama2-7B, Tulu2-13B and Baichuan2-13B models gain 6.37%, 2.26% and 1.99% performance growth on average.

Comparable optimization capability against online ad-hoc APO, even better. We would like to compare the local FIPO optimizer with previous methods and direct prompt optimization using GPT-4. Figure 4 reports experimental results on six BBH tasks, following the experimental settings in PromptAgent work ([Wang et al., 2023a](#)). Our FIPO method takes the lead in all downstream tests, except for the in-box tester GPT-3.5-turbo, which is ad-hocly included during the iterative prompt optimization in APE and PromptAgent. In specific, the final average improvements on two open-source 70B models are around 3% to 5%, compared with more than 10% gains on two open-source 7B models. We can notice that as the tested open-source model grows larger and stronger, the effectiveness of all prompt optimization methods significantly decreases, which may be due to the firmness of the larger model’s inherent knowledge. As for proprietary GPT-3.5 and GPT-4, we found that prompt optimization seems to be more beneficial to them. Prompts optimized by our FIPO can help GPT3.5 improve the final average effect up to 22%, and maintain an effect of about 8% on GPT4o.

	Generation		Multi-choice			
FIPO Prompt Optimizer	GSM8K (3)	BBH (3)	PiQA (3)	CosmosQA (5)	MMLU (5)	Weighted Avg.
Naive Prompt	24.77	36.21	73.35	51.17	51.22	47.79
Best 13B Optimizer	18.42	33.55	72.03	49.14	48.20	44.93
SFT-70B	21.43	32.92	74.39	49.97	51.55	46.96
DPO-70B	27.74	35.56	74.17	54.93	52.73	49.07
IPO-70B	25.00	39.21	76.84	56.01	54.29	50.94
IPL-DPO-70B	25.13	35.25	74.95	50.46	52.12	48.10
IPL-IPO-70B	26.67	39.60	77.11	56.71	56.02	52.13
IPO-70B-gen	22.72	41.91	74.53	53.60	52.74	50.23
IPO-70B-partial	23.08	40.03	76.22	54.29	51.99	49.59

Table 3: Evaluation results of FIPO optimizer fine-tuned with different strategies, tested with same Tulu2-7B model. The number attached with the benchmark is the number of in-context examples (e.g., BBH (3) means 3-shot testing on BBH). FIPO only optimizes the last task instruction, leaving in-context examples remained.

3.2.2 Fine-tuning Analysis

We fine-tune Tulu2-13B and -70B models as our local optimizer through different strategies as mentioned above. We use downstream performance of Tulu2-7B for analyzing the effectiveness of different fine-tuning strategies. Our findings are here:

Small optimizer fails. “Small” Tulu2-13B are not up to the difficult prompt optimization task (the 4th line of Table 3). The average testing scores of using optimized prompts even worse than using the naive prompts written by human.

SFT vs. DPO/IPO vs. IPL. When simply provide a best optimized prompt as the supervision label, indicated by SFT-70B results, the end-to-end prompt optimization is still a hard task. While when contrastive preference supervisions are provided, there are promising improvements obtains, ranging from marginal 0.31% to significant 4.34%. In terms of different preference fine-tuning methods, IPO beats DPO in either solely fine-tuning, or joint integration in our proposed IPL pipeline, which may due to its regularized design in Eq. 10. We analyze more fine-tuning details and the self-rewarding benefits of IPL in Appendix D.

Dataset diversification is necessary. In the bottom of Table 3, we present ablation studies of preprocessing dataset diversification, mentioned in section 2.4. In specific, IPO-70B-gen stands for not diversifying half of the training set into multi-choice format, which is introduced as type 5,6,7 and 8 in Figure 3. As for IPO-70B-partial, we only use type 3,4,7 and 8 in Figure 3 as pairwise diversification templates. The ablated optimizer weakens all benchmarks, except BBH, which is due to its unique symbolic reasoning pattern (Appendix E).

3.2.3 Case Analysis.

In Table 4, we present several examples from the downstream testing benchmarks, discussing the efficacy and shortcomings of FIPO. Particularly, we smear (*key optimized content with blue*), and overwhelmed (*cheating notes with underlines*). The 1st optimized prompt of BBH case explicitly mentions that “2000 is a leap year”, which is a key detail for calculating dates in February. The 2nd optimized prompt of MMLU question capitalizes “NOT” to draw attention to the negative aspect, ensuring the model focuses on identifying the incorrect option. It also explicitly instructs the model to provide the letter of the incorrect option, reducing ambiguity. And the 3rd optimized prompt of CosmosQA case provides definitions for “miss” and “hit” according to Signal Detection Theory, making it easier for the model to understand and apply the correct term. While in the last GSM8K case, FIPO breaks down the calculation into clear, step-by-step instructions, ensuring the model understands the process of finding the average. However, it provides overwhelmed cheating notes of the final answer. We manually confirm that this issue mostly occurs in GSM8K and BBH’s math calculation questions, happening <10%, in Appendix H.

4 Related Work

Automatic Prompt Optimization (APO) is a simple yet effective technique for grabbing potentials of LLMs in various downstream scenarios. Most APO methodologies can be categorized into two types: discrete APO and continuous APO (Liu et al., 2023). Discrete APO searches optimized prompts with optimal combinations of discrete to-

Naive Testing Prompt I $x_{t_1}^n$ from BBH:

Jane was born on the last day of February in 2000. Today is her 16-year-old birthday. What is the date a month ago in MM/DD/YYYY?

Optimized Testing Prompt I $x_{t_1}^o$ by FIPO

As today marks Jane’s 16th birthday, determine the date from exactly one month prior. Jane was born on the last day of February in the year 2000, **a leap year**. Ensure your response is in the format MM/DD/YYYY.

Naive Testing Prompt II $x_{t_2}^n$ from MMLU:

Three of the following are classic security properties; which one is not? A. Confidentiality, B. Availability, C. Correctness, D. Integrity.

Optimized Testing Prompt II $x_{t_2}^o$ by FIPO

Which of the following is **NOT** one of the core security principles? A. Confidentiality, B. Availability, C. Correctness, D. Integrity. **Provide the letter corresponding to the incorrect option.**

Naive Testing Prompt III $x_{t_3}^n$ from CosmosQA:

A team of engineers constructing signal lights for airplanes that they can use to guide them to runways are attempting to determine the brightness needed for the pilot to be able to detect the tower at 1 mile away. They set the light to a test brightness and establish communication with an inbound pilot. When the pilot is 1 mile away from the tower, he says he cannot see the light. In terms of Signal Detection Theory, what would this be called?

Optimized Testing Prompt III $x_{t_3}^o$ by FIPO

According to Signal Detection Theory, **when a pilot cannot detect a signal at a set brightness level, it is called a ‘miss’. In contrast, it is called a ‘hit’**. A team of engineers is testing the brightness of signal lights for airplanes to guide them to runways. They establish communication with an inbound pilot and set the light to a test brightness. When the pilot is one mile away from the tower, he reports that he cannot see the light. What term from Signal Detection Theory describes this situation?

Naive Testing Prompt IV $x_{t_4}^n$ from GSM8K:

Lily has a list of numbers: [12, 34, 56, 75]. Calculate the average value of the list.

Optimized Testing Prompt IV $x_{t_4}^o$ by FIPO

To find the average of the given list of numbers, first, you need to **add all the numbers in the list**, which are: 12, 34, 56, and 75. Add them up, and you will get **a sum of 177**. Then, **divide the sum by the total number of items in the list, which is 4**. So, 177 divided by 4 **equals 44.25**. Therefore, the average of the list [12, 34, 56, 75] is 44.25.

Table 4: Examples from testing benchmarks.

kens (Wallace et al., 2019; Shin et al., 2020; Ben-David et al., 2022; Davison et al., 2019; Deng et al., 2022; Zhang et al., 2023; Xu et al., 2022). For instance, (van de Kar et al., 2022) employed text mining for searching candidate prompts from knowledge triplets. While (Yuan et al., 2021), (Haviv et al., 2021) and (Gao et al., 2021) utilized Bart (Lewis et al., 2019), Bert (Devlin et al., 2018) and T5 (Raffel et al., 2019) for optimizing prompts in an paraphrasing manner, respectively.

In contrast, continuous APO proposes to search better prompts in continuous embedding space rather than limited to human-understandable discrete tokens (Tsimpoukelli et al., 2021; Zhong et al., 2021; Qin and Eisner, 2021; Hambardzumyan et al., 2021; Wang et al., 2023b). Prefix Tuning (Li and Liang, 2021) and Prompt Tuning (Lester et al., 2021) are two well-known continuous APO methods that insert prefix vectors in front of the task sequence, and then update their corresponding parameters. There are also hybrid works to insert continuous embedding into discrete templates (Liu et al., 2021; Han et al., 2021).

Preference Optimization for LLMs allows LLMs to align with human minds in a more nuanced way (Pan et al., 2023b), compared to SFT. Prox-

imal Policy Optimization (PPO) is one of the well-known preference optimization approach to first train a reward model with pairwise human preference data, then align LLMs with the reward model via reinforcement learning (Ouyang et al., 2022; Bai et al., 2022). Despite its efficacy, PPO is often blamed for its training instability and expensive costs. To this end, Direct Preference Optimization (DPO) have been proposed, aiming to align LLMs through implicit modeling, thereby eliminating the flaws associated with the explicit use of reward models (Rafailov et al., 2023). A series of following work of DPO are further presented (Azar et al., 2023; Zhao et al., 2023b; Ethayarajh et al., 2024).

5 Conclusion

We introduce FIPO, the Free-form Instruction-oriented Prompt Optimization. The modular FIPO template proposes to address APO as end-to-end text generation, flexibly taking naive prompt, naive response and ground truth as inputs, for obtaining a new optimized prompt. We hereby collect a large-scale prompt optimization preference dataset, employ with multiple fine-tuning strategies, and then validate the efficacy across objective benchmarks with various downstream generators.

Limitations

While FIPO demonstrates significant potential in optimizing prompts for various downstream tasks, there are several limitations to consider:

- **Overwhelmed Cheating Notes.** As observed in the case analysis, FIPO sometimes provides overly detailed instructions that can be considered as “cheating notes”. This issue is particularly prevalent in tasks involving mathematical calculations. While this enhances performance, it may not align with the intended use of prompt optimization.
- **Evaluation Metrics.** The current evaluation primarily focuses on accuracy metrics. While accuracy is important, other aspects such as the interpretability, fairness, and ethical implications of the optimized prompts should also be considered in future work.
- **Optimization of In-context Exemplars.** Our current research on FIPO does not include optimization of the in-context examples, but rather focuses on prompt optimization for the task instructions.

References

- Bruce Abramson. 2014. *The expected-outcome model of two-player games*. Morgan Kaufmann.
- Josh Achiam, Steven Adler, Sandhini Agarwal, Lama Ahmad, Ilge Akkaya, Florencia Leoni Aleman, Diogo Almeida, Janko Altmenschmidt, Sam Altman, Shyamal Anadkat, et al. 2023. Gpt-4 technical report. *arXiv preprint arXiv:2303.08774*.
- Anthropic. 2022. [Constitutional ai: Harmlessness from ai feedback](#). *Preprint*, arXiv:2212.08073.
- Mohammad Gheshlaghi Azar, Mark Rowland, Bilal Piot, Daniel Guo, Daniele Calandriello, Michal Valko, and Rémi Munos. 2023. A general theoretical paradigm to understand learning from human preferences. *arXiv preprint arXiv:2310.12036*.
- Yuntao Bai, Andy Jones, Kamal Ndousse, Amanda Askell, Anna Chen, Nova DasSarma, Dawn Drain, Stanislav Fort, Deep Ganguli, Tom Henighan, et al. 2022. Training a helpful and harmless assistant with reinforcement learning from human feedback. *arXiv preprint arXiv:2204.05862*.
- Eyal Ben-David, Nadav Oved, and Roi Reichart. 2022. Pada: Example-based prompt learning for on-the-fly adaptation to unseen domains. *Transactions of the Association for Computational Linguistics*, 10:414–433.
- Yonatan Bisk, Rowan Zellers, Jianfeng Gao, Yejin Choi, et al. 2020. Piqa: Reasoning about physical commonsense in natural language. In *Proceedings of the AAAI conference on artificial intelligence*, volume 34, pages 7432–7439.
- Karl Cobbe, Vineet Kosaraju, Mohammad Bavarian, Mark Chen, Heewoo Jun, Lukasz Kaiser, Matthias Plappert, Jerry Tworek, Jacob Hilton, Reiichiro Nakano, et al. 2021. Training verifiers to solve math word problems. *arXiv preprint arXiv:2110.14168*.
- Ganqu Cui, Lifan Yuan, Ning Ding, Guanming Yao, Wei Zhu, Yuan Ni, Guotong Xie, Zhiyuan Liu, and Maosong Sun. 2023. Ultrafeedback: Boosting language models with high-quality feedback. *arXiv preprint arXiv:2310.01377*.
- Tri Dao, Dan Fu, Stefano Ermon, Atri Rudra, and Christopher Ré. 2022. Flashattention: Fast and memory-efficient exact attention with io-awareness. *Advances in Neural Information Processing Systems*.
- Joe Davison, Joshua Feldman, and Alexander Rush. 2019. [Commonsense knowledge mining from pre-trained models](#). In *Proceedings of the 2019 Conference on Empirical Methods in Natural Language Processing and the 9th International Joint Conference on Natural Language Processing (EMNLP-IJCNLP)*, pages 1173–1178, Hong Kong, China. Association for Computational Linguistics.
- Mingkai Deng, Jianyu Wang, Cheng-Ping Hsieh, Yi-han Wang, Han Guo, Tianmin Shu, Meng Song, Eric Xing, and Zhiting Hu. 2022. [RLPrompt: Optimizing discrete text prompts with reinforcement learning](#). In *Proceedings of the 2022 Conference on Empirical Methods in Natural Language Processing*, pages 3369–3391, Abu Dhabi, United Arab Emirates. Association for Computational Linguistics.
- Jacob Devlin, Ming-Wei Chang, Kenton Lee, and Kristina Toutanova. 2018. Bert: Pre-training of deep bidirectional transformers for language understanding. *arXiv preprint arXiv:1810.04805*.
- Xuan Long Do, Yiran Zhao, Hannah Brown, Yuxi Xie, James Xu Zhao, Nancy F Chen, Kenji Kawaguchi, Michael Qizhe Xie, and Junxian He. 2023. Prompt optimization via adversarial in-context learning. *arXiv preprint arXiv:2312.02614*.
- Abhimanyu Dubey, Abhinav Jauhri, Abhinav Pandey, et al. 2024. The llama 3 herd of models. *arXiv preprint arXiv:2407.21783*.
- Kawin Ethayarajh, Winnie Xu, Niklas Muennighoff, Dan Jurafsky, and Douwe Kiela. 2024. Kto: Model alignment as prospect theoretic optimization. *arXiv preprint arXiv:2402.01306*.
- Tianyu Gao, Adam Fisch, and Danqi Chen. 2021. [Making pre-trained language models better few-shot learners](#). In *Proceedings of the 59th Annual Meeting of the Association for Computational Linguistics*

- and the 11th International Joint Conference on Natural Language Processing (Volume 1: Long Papers), pages 3816–3830, Online. Association for Computational Linguistics.
- Deepanway Ghosal, Yew Ken Chia, Navonil Majumder, and Soujanya Poria. 2023. [Flacuna: Unleashing the problem solving power of vicuna using flan fine-tuning](#). *Preprint*, arXiv:2307.02053.
- Priya Goyal, Piotr Dollár, Ross Girshick, Pieter Noordhuis, Lukasz Wesolowski, Aapo Kyrola, Andrew Tulloch, Yangqing Jia, and Kaiming He. 2017. Accurate, large minibatch sgd: Training imagenet in 1 hour. *arXiv:1706.02677*.
- Karen Hambardzumyan, Hrant Khachatrian, and Jonathan May. 2021. [WARP: Word-level Adversarial ReProgramming](#). In *Proceedings of the 59th Annual Meeting of the Association for Computational Linguistics and the 11th International Joint Conference on Natural Language Processing (Volume 1: Long Papers)*, pages 4921–4933, Online. Association for Computational Linguistics.
- Xu Han, Weilin Zhao, Ning Ding, Zhiyuan Liu, and Maosong Sun. 2021. Ptr: Prompt tuning with rules for text classification. *arXiv preprint arXiv:2105.11259*.
- Adi Haviv, Jonathan Berant, and Amir Globerson. 2021. [BERTese: Learning to speak to BERT](#). In *Proceedings of the 16th Conference of the European Chapter of the Association for Computational Linguistics: Main Volume*, pages 3618–3623, Online. Association for Computational Linguistics.
- Dan Hendrycks, Collin Burns, Steven Basart, Andy Zou, Mantas Mazeika, Dawn Song, and Jacob Steinhardt. 2021. [Measuring massive multitask language understanding](#). In *International Conference on Learning Representations*.
- Lifu Huang, Ronan Le Bras, Chandra Bhagavatula, and Yejin Choi. 2019. [Cosmos QA: Machine reading comprehension with contextual commonsense reasoning](#). In *Proceedings of the 2019 Conference on Empirical Methods in Natural Language Processing and the 9th International Joint Conference on Natural Language Processing (EMNLP-IJCNLP)*, pages 2391–2401, Hong Kong, China. Association for Computational Linguistics.
- Hamish Ivison, Yizhong Wang, Valentina Pyatkin, Nathan Lambert, Matthew Peters, Pradeep Dasigi, Joel Jang, David Wadden, Noah A Smith, Iz Beltagy, et al. 2023. Camels in a changing climate: Enhancing lm adaptation with tulu 2. *arXiv preprint arXiv:2311.10702*.
- Zhengbao Jiang, Frank F. Xu, Jun Araki, and Graham Neubig. 2020. [How can we know what language models know?](#) *Transactions of the Association for Computational Linguistics*, 8:423–438.
- Takeshi Kojima, Shixiang Shane Gu, Machel Reid, Yutaka Matsuo, and Yusuke Iwasawa. 2022. Large language models are zero-shot reasoners. *Advances in neural information processing systems*, 35:22199–22213.
- Harrison Lee, Samrat Phatale, Hassan Mansoor, Thomas Mesnard, Johan Ferret, Kellie Lu, Colton Bishop, Ethan Hall, Victor Carbune, Abhinav Rastogi, and Sushant Prakash. 2023. [Rlaif: Scaling reinforcement learning from human feedback with ai feedback](#). *Preprint*, arXiv:2309.00267.
- Brian Lester, Rami Al-Rfou, and Noah Constant. 2021. [The power of scale for parameter-efficient prompt tuning](#). In *Proceedings of the 2021 Conference on Empirical Methods in Natural Language Processing*, pages 3045–3059, Online and Punta Cana, Dominican Republic. Association for Computational Linguistics.
- Mike Lewis, Yinhan Liu, Naman Goyal, Marjan Ghazvininejad, Abdelrahman Mohamed, Omer Levy, Ves Stoyanov, and Luke Zettlemoyer. 2019. Bart: Denoising sequence-to-sequence pre-training for natural language generation, translation, and comprehension. *arXiv preprint arXiv:1910.13461*.
- Xiang Lisa Li and Percy Liang. 2021. [Prefix-tuning: Optimizing continuous prompts for generation](#). In *Proceedings of the 59th Annual Meeting of the Association for Computational Linguistics and the 11th International Joint Conference on Natural Language Processing (Volume 1: Long Papers)*, pages 4582–4597, Online. Association for Computational Linguistics.
- Pengfei Liu, Weizhe Yuan, Jinlan Fu, Zhengbao Jiang, Hiroaki Hayashi, and Graham Neubig. 2023. Pre-train, prompt, and predict: A systematic survey of prompting methods in natural language processing. *ACM Computing Surveys*, 55(9):1–35.
- Xiao Liu, Yanan Zheng, Zhengxiao Du, Ming Ding, Yujie Qian, Zhilin Yang, and Jie Tang. 2021. Gpt understands, too. *arXiv:2103.10385*.
- Ilya Loshchilov and Frank Hutter. 2019. Decoupled weight decay regularization. In *International Conference on Learning Representations*.
- Long Ouyang, Jeff Wu, Xu Jiang, Diogo Almeida, Carroll L. Wainwright, Pamela Mishkin, Chong Zhang, Sandhini Agarwal, Katarina Slama, Alex Ray, John Schulman, Jacob Hilton, Fraser Kelton, Luke Miller, Maddie Simens, Amanda Askell, Peter Welinder, Paul Christiano, Jan Leike, and Ryan Lowe. 2022. Training language models to follow instructions with human feedback. In *Thirty-Sixth Conference on Neural Information Processing Systems*.
- Alexander Pan, Jun Shern Chan, Andy Zou, Nathaniel Li, Steven Basart, Thomas Woodside, Hanlin Zhang, Scott Emmons, and Dan Hendrycks. 2023a. Do the rewards justify the means? measuring trade-offs between rewards and ethical behavior in the machiavelli

- benchmark. In *International Conference on Machine Learning*. PMLR.
- Liangming Pan, Michael Saxon, Wenda Xu, Deepak Nathani, Xinyi Wang, and William Yang Wang. 2023b. Automatically correcting large language models: Surveying the landscape of diverse self-correction strategies. *arXiv preprint arXiv:2308.03188*.
- Reid Pryzant, Dan Iter, Jerry Li, Yin Lee, Chenguang Zhu, and Michael Zeng. 2023. [Automatic prompt optimization with “gradient descent” and beam search](#). In *Proceedings of the 2023 Conference on Empirical Methods in Natural Language Processing*, pages 7957–7968, Singapore. Association for Computational Linguistics.
- Guanghui Qin and Jason Eisner. 2021. [Learning how to ask: Querying LMs with mixtures of soft prompts](#). In *Proceedings of the 2021 Conference of the North American Chapter of the Association for Computational Linguistics: Human Language Technologies*, pages 5203–5212, Online. Association for Computational Linguistics.
- Rafael Rafailov, Archit Sharma, Eric Mitchell, Stefano Ermon, Christopher D Manning, and Chelsea Finn. 2023. Direct preference optimization: Your language model is secretly a reward model. *arXiv preprint arXiv:2305.18290*.
- Colin Raffel, Noam Shazeer, Adam Roberts, Katherine Lee, Sharan Narang, Michael Matena, Yanqi Zhou, Wei Li, and Peter J Liu. 2019. Exploring the limits of transfer learning with a unified text-to-text transformer. *arXiv preprint arXiv:1910.10683*.
- Jie Ren, Samyam Rajbhandari, Reza Yazdani Aminabadi, Olatunji Ruwase, Shuangyan Yang, Minjia Zhang, Dong Li, and Yuxiong He. 2021. {ZeRO-Offload}: Democratizing {Billion-Scale} model training. In *2021 USENIX Annual Technical Conference*.
- Taylor Shin, Yasaman Razeghi, Robert L. Logan IV, Eric Wallace, and Sameer Singh. 2020. [AutoPrompt: Eliciting Knowledge from Language Models with Automatically Generated Prompts](#). In *Proceedings of the 2020 Conference on Empirical Methods in Natural Language Processing (EMNLP)*, pages 4222–4235, Online. Association for Computational Linguistics.
- Mirac Suzgun, Nathan Scales, Nathanael Schärli, Sebastian Gehrmann, Yi Tay, Hyung Won Chung, Aakanksha Chowdhery, Quoc Le, Ed Chi, Denny Zhou, and Jason Wei. 2023. [Challenging BIG-bench tasks and whether chain-of-thought can solve them](#). In *Findings of the Association for Computational Linguistics: ACL 2023*, pages 13003–13051, Toronto, Canada. Association for Computational Linguistics.
- Rohan Taori, Ishaan Gulrajani, Tianyi Zhang, Yann Dubois, Xuechen Li, Carlos Guestrin, Percy Liang, and Tatsunori B Hashimoto. 2023. Stanford alpaca: An instruction-following llama model.
- Hugo Touvron, Louis Martin, Kevin Stone, Peter Albert, Amjad Almahairi, Yasmine Babaei, Nikolay Bashlykov, Soumya Batra, Prajjwal Bhargava, Shruti Bhosale, et al. 2023. Llama 2: Open foundation and fine-tuned chat models. *arXiv preprint arXiv:2307.09288*.
- Maria Tsimpoukelli, Jacob L Menick, Serkan Cabi, SM Eslami, Oriol Vinyals, and Felix Hill. 2021. Multimodal few-shot learning with frozen language models. *Advances in Neural Information Processing Systems*, 34:200–212.
- Lewis Tunstall, Edward Beeching, Nathan Lambert, Nazneen Rajani, Kashif Rasul, Younes Belkada, Shengyi Huang, Leandro von Werra, Clémentine Fourrier, Nathan Habib, Nathan Sarrazin, Omar Sanseviero, Alexander M. Rush, and Thomas Wolf. 2023. [Zephyr: Direct distillation of lm alignment](#). *Preprint*, arXiv:2310.16944.
- Mozes van de Kar, Mengzhou Xia, Danqi Chen, and Mikel Artetxe. 2022. [Don’t prompt, search! mining-based zero-shot learning with language models](#). In *Proceedings of the 2022 Conference on Empirical Methods in Natural Language Processing*, pages 7508–7520, Abu Dhabi, United Arab Emirates. Association for Computational Linguistics.
- Eric Wallace, Shi Feng, Nikhil Kandpal, Matt Gardner, and Sameer Singh. 2019. [Universal adversarial triggers for attacking and analyzing NLP](#). In *Proceedings of the 2019 Conference on Empirical Methods in Natural Language Processing and the 9th International Joint Conference on Natural Language Processing (EMNLP-IJCNLP)*, pages 2153–2162, Hong Kong, China. Association for Computational Linguistics.
- Xinyuan Wang, Chenxi Li, Zhen Wang, Fan Bai, Haotian Luo, Jiayou Zhang, Nebojsa Jojic, Eric P Xing, and Zhiting Hu. 2023a. Promptagent: Strategic planning with language models enables expert-level prompt optimization. *arXiv preprint arXiv:2310.16427*.
- Zhen Wang, Rameswar Panda, Leonid Karlinsky, Rogério Feris, Huan Sun, and Yoon Kim. 2023b. [Multitask prompt tuning enables parameter-efficient transfer learning](#). In *The Eleventh International Conference on Learning Representations*.
- Jason Wei, Xuezhi Wang, Dale Schuurmans, Maarten Bosma, Brian Ichter, Fei Xia, Ed Chi, Quoc Le, and Denny Zhou. 2022. Chain-of-thought prompting elicits reasoning in large language models. In *36th Conference on Neural Information Processing Systems*.
- Hanwei Xu, Yujun Chen, Yulun Du, Nan Shao, Wang Yanggang, Haiyu Li, and Zhilin Yang. 2022. [GPS: Genetic prompt search for efficient few-shot learning](#). In *Proceedings of the 2022 Conference on Empirical Methods in Natural Language Processing*, pages 8162–8171, Abu Dhabi, United Arab Emirates. Association for Computational Linguistics.

Aiyuan Yang, Bin Xiao, Bingning Wang, Borong Zhang, Ce Bian, Chao Yin, Chenxu Lv, Da Pan, Dian Wang, Dong Yan, et al. 2023a. Baichuan 2: Open large-scale language models. *arXiv preprint arXiv:2309.10305*.

An Yang, Baosong Yang, Binyuan Hui, Bo Zheng, Bowen Yu, Chang Zhou, Chengpeng Li, Chengyuan Li, Dayiheng Liu, Fei Huang, et al. 2024. Qwen2 technical report. *arXiv preprint arXiv:2407.10671*.

Chengrun Yang, Xuezhi Wang, Yifeng Lu, Hanxiao Liu, Quoc V Le, Denny Zhou, and Xinyun Chen. 2023b. Large language models as optimizers. *arXiv preprint arXiv:2309.03409*.

Jingfeng Yang, Hongye Jin, Ruixiang Tang, Xiaotian Han, Qizhang Feng, Haoming Jiang, Bing Yin, and Xia Hu. 2023c. Harnessing the power of llms in practice: A survey on chatgpt and beyond. *arXiv:2304.13712*.

Weizhe Yuan, Graham Neubig, and Pengfei Liu. 2021. Bartscore: Evaluating generated text as text generation. *Advances in Neural Information Processing Systems*, 34:27263–27277.

Weizhe Yuan, Richard Yuanzhe Pang, Kyunghyun Cho, Sainbayar Sukhbaatar, Jing Xu, and Jason Weston. 2024. Self-rewarding language models. *arXiv preprint arXiv:2401.10020*.

Tianjun Zhang, Xuezhi Wang, Denny Zhou, Dale Schuurmans, and Joseph E. Gonzalez. 2023. **TEMPERA: Test-time prompt editing via reinforcement learning**. In *The Eleventh International Conference on Learning Representations*.

Wayne Xin Zhao, Kun Zhou, Junyi Li, Tianyi Tang, Xiaolei Wang, Yupeng Hou, Yingqian Min, Beichen Zhang, Junjie Zhang, Zican Dong, et al. 2023a. A survey of large language models. *arXiv:2303.18223*.

Yao Zhao, Rishabh Joshi, Tianqi Liu, Misha Khalman, Mohammad Saleh, and Peter J Liu. 2023b. Slic-hf: Sequence likelihood calibration with human feedback. *arXiv preprint arXiv:2305.10425*.

Zexuan Zhong, Dan Friedman, and Danqi Chen. 2021. **Factual probing is [MASK]: Learning vs. learning to recall**. In *Proceedings of the 2021 Conference of the North American Chapter of the Association for Computational Linguistics: Human Language Technologies*, pages 5017–5033, Online. Association for Computational Linguistics.

Yongchao Zhou, Andrei Ioan Muresanu, Ziwen Han, Keiran Paster, Silviu Pitis, Harris Chan, and Jimmy Ba. 2023. **Large language models are human-level prompt engineers**. In *The Eleventh International Conference on Learning Representations*.

	Tulu2 13B	Tulu2 70B
Nodes	1	4
Batch	8	2
Accumulations	2	8
HyperParams	Epoch=3, Seq Len=2048, SFT Lr=2e-5, Else Lr=5e-7, Warmup Ratio=0.1, Beta=0.01, Gen TopP=0.95, Gen Temperature=0.8	
Train (1 epoch / 3W)	2.5h	2.5h

Table 5: Hyperparameters and training cost.

A HyperParameters and Training Cost

We report hyperparameters and training cost in Table 5. We fine-tune all models on same computational node server equipped with 900G CPU RAM and 8 X A100 40G GPUs. We only use single node for fine-tuning 13B models, but use 4 nodes for 70B models. While the batch size varies, we maintain a consistent global batch size on every node. In terms of different fine-tuning strategies, most hyperparameters are shared. The only difference lies on the learning rate, as we find large learning rate for DPO and IPO will cause collapse. What’s more, all preference learning approaches relay on one external hyperparameter β . We set its value as 0.01 empirically (Tunstall et al., 2023).

The neural optimizer that we adopted is AdamW (Loshchilov and Hutter, 2019) and the scheduler employed is WarmupDecayLR (Goyal et al., 2017). We incorporate Deepspeed (Ren et al., 2021) and Flash Attention (Dao et al., 2022) to improve the training efficiency. It worth to mention that IPL approaches takes more than double training time per epoch compared with regular preference optimization approaches, since we increment additional instruction following data and discrimination data, as well as self-rewarding data updates.

B Dataset Diversification

We present our complete data diversification plans in Figure 5. We first collect response and prompt preference data as shown in the top, according to pipeline introduced in section 2.4. Afterwards, to better minimize the exposure gaps, we carry on the diversification combinations as shown within the table in the left middle of Figure 5. The diversification optionally selects naive response \hat{y}^n , ground truth response y^n and “generation” or “multi-choice” format. We thereby have eight various data format ($2 \times 2 \times 2$), and we demonstrate with two types in the bottom left and middle parts. The left corner one is an example format of type

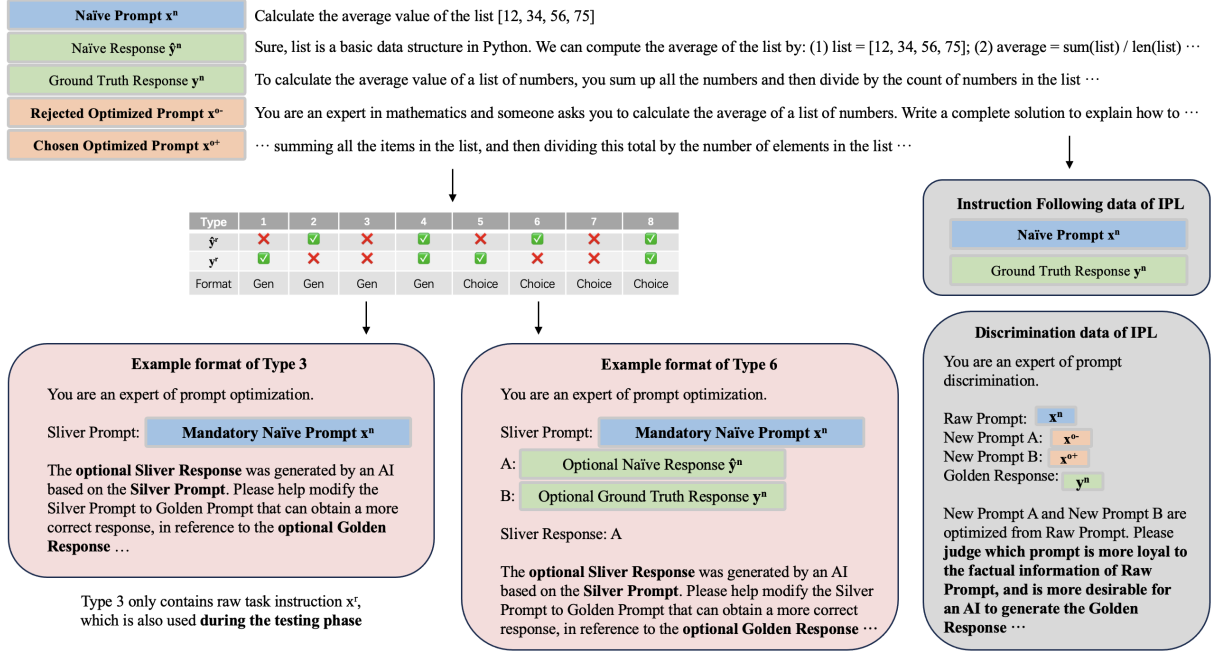


Figure 5: An overview of our dataset diversification step. It is recommended to view the details with colors.

3, in which only mandatory naive prompt x^n is included. It worth to mention that this format type is also used during the testing phase as no responses are provided at that stage. Another type 6 located in the middle bottom transforms the initial generation format as a multi-choice one, and add a new binary naive response \hat{y}^n . Nevertheless, either type 3 or type 6 has same task description attached.

The right side of Figure 5 illustrates specific incremented data for IPL fine-tuning. Equations 11 and 8 denote that only optimizer model M_o is included in preference optimization and supervised fine-tuning approaches. However, discrimination and instruction answering capacities are required in our iterative self-rewarding training, as shown in equations 14. Hence, we simply re-use the collected data in the top of Figure 5. 15k naive prompts x^n and ground truth responses y^n are paired as additional instruction following data of IPL, shown in the right middle part. Meanwhile, we set a new meta prompt for the inner discrimination of IPL, shown in the right corner of Figure 5. Another 15k naive prompts x^n , ground truth responses y^n and corresponding optimized prompts x^{o-} and x^{o+} are re-used for data construction.

In summary, we diversify the collected 30k raw data into eight various formats, for bridging the gaps between training and inference. Particularly, we add 15k instruction following data and 15k discrimination data for IPL, by re-using the raw data.

Algorithm 1 Self-rewarding IPL Algorithm.

- 1: **Input require:** Total number of iterations E ,
- 2: Optimizer model M_o ,
- 3: **Initilization:** Naive Prompt x^n ,
- 4: Naive Response \hat{y}^n ,
- 5: Ground Truth Response y^n ,
- 6: **for** e in E **do**
- 7: **if** $e > 1$ **then**
- 8: New prompt $x^{n+} = M_o(x^n, \hat{y}^n, y^n)$
- 9: **if** $M_o(x^{n+}, y^n) \succ M_o(x^n, y^n)$ **then**
- 10: New response $\hat{y}^{n+} = M_o(x^{n+})$
- 11: Update $x^n = x^{n+}$
- 12: Update $\hat{y}^n = \hat{y}^{n+}$
- 13: **end if**
- 14: **end if**
- 15: Update M_o with DPO or IPO loss.
- 16: **end for**

C Additional details of IPL

We first report the algorithmic narrative of IPL in Algorithm 1. In consistent with Equations 12, 13, and 14, we first generate a new prompt x^{n+} with the optimizer model M_o , then ask the optimizer also to judge if the newly optimized prompt is superior than the naive prompt x^n . We takes the better prompt as the final one, and then generate a new task response \hat{y}^{n+} using the optimizer itself for next iteration. It should be noted that we start such self-rewarding updates after one epoch of warm-up.

		Generation		Multi-choice			
	FIPO Optimizer	GSM8K (3)	BBH (3)	PiQA (3)	CosmosQA (5)	MMLU (5)	Weighted Avg.
	Naive	24.77	36.21	73.35	51.17	51.22	47.79
SFT	13B	19.91	31.04	71.61	47.68	49.57	44.93
	70B	21.43	32.92	74.39	49.97	51.55	46.96
DPO	13B	17.17	30.90	68.50	44.87	46.64	42.69
	70B	27.74	35.56	74.17	54.93	52.73	49.07
IPL-DPO	70B-e1	25.38	33.86	74.39	52.42	52.44	48.12
	70B-e2	24.28	36.10	73.84	51.22	52.04	48.23
	70B-e3	25.13	35.25	74.95	50.46	52.12	48.10
IPO	13B	18.42	33.55	72.03	49.14	48.20	44.93
	70B	25.00	39.21	76.84	56.01	54.29	50.94
IPL-IPO	70B-e1	25.99	34.09	74.66	53.62	52.33	48.30
	70B-e2	26.70	38.07	76.28	54.38	54.81	50.81
	70B-e3	26.67	39.60	77.11	56.71	56.02	52.13
IPL-IPO-gen	70B-e3	22.72	41.91	74.53	53.60	52.74	50.23
IPL-IPO-partial	70B-e3	23.08	40.03	76.22	54.29	51.99	49.59

Table 6: Complete evaluation results of different fine-tuning strategies, tested by the same Tulu2-7B model. The “-eN” notation refers to the “N”-th round of iteration in IPL training (e.g., 13B-e2 refers to the second iteration of fine-tuning the 13B model). “-gen” and “-partial” refer to two ablation experiments in accordance with Section 3.2.2.

	Weighted Avg.	Dis. Accuracy	Selection
Naive	47.80	N/A	N/A
IPL-IPO-70B-e1	48.30	N/A	N/A
IPL-IPO-70B-e2	50.81	100%	1.25%
IPL-IPO-70B-e3	52.13	100%	2.40%

Table 7: Analysis regards to details of IPL. The “-eN” notation refers to the “N”-th round of iteration in IPL training. The selection refers to the data proportion that be updated with newly generated prompts. The first epoch is for warm-up, therefore there are not scores.

we report the accuracy of fine-tuned discrimination ability and proportions of more rigorous samples involved in IPL in Table 7. We can notice that the optimizer can easily handle the binary discrimination task with simultaneous training on the additional discrimination data. We use 5% training data as the validation set, and find 100% classification accuracy. Based on this, the optimizer accurately update naive prompts x^n with self-generate new prompts x^{n+} , introduced from line 9 to line 11 in Algorithm 1. Nevertheless, the optimizer model gradually update new superior prompt samples for dynamic optimization with a conservative attitude, as shown in the “Selection” column. We observe only 2.4% naive prompts and responses samples are upgraded in the end, while the self-game approach significantly promotes the optimization of downstream test prompts, as mentioned in Table 6.

D Entire fine-tuning results

We present entire fine-tuning results of our various experiments in Table 6. Apart from conclusions reported in Section 3.2.2, we further summarize several findings: (1) When fine-tuned with SFT approaches, 70B models perform better than 13B models as expected. However, all SFT models perform worse than the naive baseline; (2) In terms of two basic preference optimization training (DPO and IPO), we observe that 70B models are still superior to 13B models, and only the former ones obtains super-human results; (3) When it comes to our IPL approaches, there are differences when combined with DPO or IPO accordingly. IPL-DPO keeps a similar conclusion with DPO. As for IPL-IPO, we particularly find its full training works the best, and obtain an obvious growing trend, exhibiting a steeper upward growth of 2% per epoch. We suppose the regularized design in Equation 10 contributes to stable improvements.

E Specific ablation discussion on BBH

We notice that the BBH dataset behaves significantly different from other datasets in the ablation experiments, as shown by the last lines of Table 6. The corrupted optimizer IPL-IPO-gen and IPL-IPO-partial gain suboptimal performances across all benchmarks, except BBH. We suppose this may be because the BBH contains a large number of

Downstream LLM	Optimizer	6 BBH Tasks following PromptAgent Work (Wang et al., 2023a)						Average
		Penguins	Geometry	Epistemic	Object Counting	Temporal	Causal Judgment	
Llama2-7B (Touvron et al., 2023)	Naive	0.436	0.536	0.611	0.318	0.362	0.547	0.468
	APE	0.402	0.499	0.680	0.347	0.440	0.583	0.492
	PromptAgent	0.426	0.544	0.775	0.312	0.643	0.547	0.541
	GPT-4	0.444	0.578	0.640	0.392	0.536	0.598	0.531
	FIPO	0.458	0.542	0.754	0.350	0.683	0.616	0.567
Tulu2-7B (Iverson et al., 2023)	Naive	0.336	0.089	0.581	0.690	0.155	0.832	0.447
	APE	0.313	0.400	0.627	0.525	0.189	0.882	0.489
	PromptAgent	0.470	0.350	0.691	0.577	0.176	0.882	0.524
	GPT-4	0.542	0.397	0.603	0.674	0.176	0.888	0.547
	FIPO	0.525	0.415	0.644	0.637	0.210	0.891	0.554
Llama3-70B-Instruct (Dubey et al., 2024)	Naive	0.752	0.460	0.720	0.499	0.912	0.651	0.666
	APE	0.740	0.533	0.713	0.530	0.897	0.643	0.676
	PromptAgent	0.748	0.501	0.667	0.524	0.946	0.687	0.687
	GPT-4	0.756	0.478	0.726	0.472	0.912	0.644	0.665
	FIPO	0.765	0.503	0.678	0.539	0.923	0.716	0.692
Qwen2-72B-Instruct (Yang et al., 2024)	Naive	0.593	0.540	0.698	0.602	0.879	0.767	0.680
	APE	0.614	0.496	0.718	0.617	0.888	0.790	0.687
	PromptAgent	0.658	0.533	0.717	0.622	0.898	0.779	0.722
	GPT-4	0.630	0.540	0.700	0.642	0.876	0.759	0.691
	FIPO	0.617	0.522	0.792	0.591	0.836	0.768	0.731
GPT-3.5-turbo (In-box Tester)	Naive	0.595	0.227	0.452	0.612	0.720	0.470	0.513
	APE	0.747	0.490	0.708	0.716	0.856	0.570	0.681
	PromptAgent	0.797	0.670	0.806	0.860	0.934	0.670	0.790
	GPT-4	0.632	0.589	0.840	0.647	0.821	0.550	0.680
	FIPO	0.614	0.738	0.865	0.660	0.756	0.759	0.732
GPT-4o	Naive	0.859	0.472	0.820	0.680	0.990	0.750	0.762
	APE	0.862	0.691	0.844	0.650	0.988	0.749	0.797
	PromptAgent	0.855	0.750	0.886	0.733	0.982	0.712	0.820
	GPT-4	0.840	0.737	0.925	0.692	0.982	0.700	0.813
	FIPO	0.876	0.810	0.891	0.684	0.965	0.840	0.844

Table 8: Comparison between FIPO optimizer, previous methods and GPT-4’s prompt optimization.

symbolic reasoning tasks, and this unique pattern is not found in other testing datasets.

For instance, one of the typical subtask in BBH is “Name a Geometry”, which asks to “name geometric shapes from their SVG paths”. A typical example is listed here: “*This SVG path element <path d=*”M 59.43,52.76 L 75.49,27.45 L 54.92,4.40 M 54.92,4.40 L 23.70,7.77 L 15.15,42.15 L 34.51,57.44 L 59.43,52.76”/”> draws a”. Therefore, we suspect that when further using discrete natural language instructions to diversify our training data, this may affect subtasks in BBH that involve specific symbolic reasoning patterns.

Nevertheless, when examining the six representative subtasks in BBH, FIPO still achieves a clear advantage over other leading prompt optimization methods, as shown by the Table 8.

F Detailed results of 6 BBH subsets

We provide the performance of various optimizers on different downstream testers, including the evaluation results of 6 BBH tasks in Table 8. Here are some key points of the result analysis:

- **Overall Performance.** The FIPO optimizer performs well in most combinations, usually leading in each task and average score. PromptAgent and GPT-4 optimizers perform well on some specific tasks, but are slightly inferior to FIPO in overall average scores.
- **Optimizer Comparison.** When comparing different optimizers, FIPO outperforms other methods across multiple downstream LLMs. While PromptAgent occasionally achieves high scores in individual tasks, its average performance is generally lower than FIPO. Similarly, the GPT-4 optimizer shows competitive results in certain scenarios but does not maintain the same level of consistency as FIPO. On the other hand, the Naive prompt and APE optimizer often lag behind in most tasks. For example, on GPT-4o, APE’s average score is 0.797, lower than FIPO’s 0.844.
- **Task-specific Performance.** On a task level, FIPO excels in many tasks. For instance, in the "Temporal" and "Causal Judgment" tasks under Llama2-7B, it achieved the high-

est scores of 0.683 and 0.616, respectively. It also secured the top scores of 0.525 and 0.891 in the "Penguins" and "Causal Judgment" tasks under Tulu2-7B. For GPT-4o, FIPO achieved the highest scores in the "Geometry" and "Causal Judgment" tasks, with 0.810 and 0.840, respectively. Similarly, in the "Epistemic" task under Qwen2-72B-Instruct, FIPO led with a score of 0.792. Overall, FIPO optimizer demonstrates balanced and strong performance across various tasks.

In summary, the FIPO optimizer performed best on a variety of downstream LLMs, especially on GPT-4o and Llama3-70B-Instruct, where its stability and efficiency were remarkable. The PromptAgent and GPT-4 optimizers also performed well on specific tasks, but were not as comprehensive as FIPO overall. The Naive prompt and APE optimizer performed relatively poorly.

G Cost comparison: FIPO vs. others

In terms of overall cost against other aforementioned optimization approaches, shown in Table 9, building FIPO optimizer will have \$300 one-time collecting cost and 10 hours training cost, which equals to 75 usages of GPT-4. However, once FIPO models are prepared, we save a lot of time as the optimization can be done locally. FIPO leads to less total costs when optimizing over massive prompts.

In specific, we explain the cost number in Table 9 column by column. The first column refers to the cost of constructing data. Since APE, PromptAgent and directly using GPT-4 are all training-free methods, they do not have the cost of constructing training data. Similarly, the second column refers to the time cost of training, and only our local fine-tuned FIPO optimizer covers that. As for the inference cost in the third and fourth columns, we report the inference cost of the entire representative "penguins_in_a_table" subtask in BBH, which includes 149 test samples. In particular, it worth to note that the inference cost of PromptAgent is consistent with its official report⁶. In addition, as the only local optimizer, FIPO also includes a one-time inference deployment cost. However, in our practice, since the time for renting a server and deploying a model does not exceed 3 minutes in total, this part of the cost is basically negligible.

	Dataset	Training	Inference Per Test	
			Fee	Time
APE	\$0	\$0	\$5	2h
PromptAgent	\$0	\$0	\$5	2h
GPT-4	\$0	\$0	\$4	1h
FIPO (IPL-IPO-70B)	\$300	\$60	\$0	30s

Table 9: Cost report of different methods.

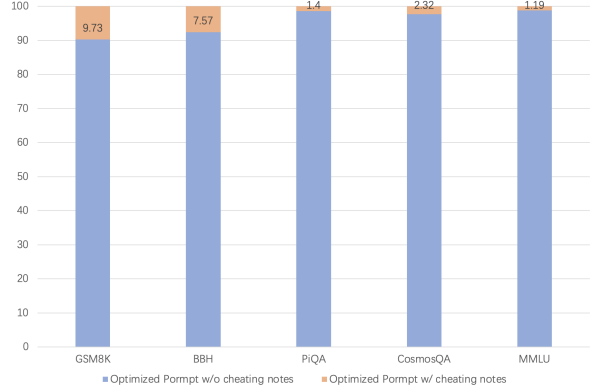


Figure 6: Analysis of overwhelmed cheating notes on 256 random optimized prompts for each benchmark.

H Overwhelmed Cheating Notes

We provide a proportion visualization of analyzing the possible over-optimized prompts in each testing benchmark, manually checking with 256 random samples, in Figure 6. The results show that mathematical questions in GSM8K and BBH are more likely to be added cheating notes of final answers, while other types of testing data receive moderate prompt optimization. Nevertheless, even taking into account this factor, the conclusion that our local optimizer improves the overall performance of general downstream generators by optimizing prompts reasonably does not change (§ 3.2.1).

I Employed Meta Prompts

We report all employed meta prompts in this section as reference for potential future researches. Please refer to Table 10, 11 and 12 for data collection meta prompt, data diversification meta prompt, and discrimination meta prompt, respectively.

⁶<https://github.com/XinyuanWangCS/PromptAgent/>

Data collection meta prompt

You are an expert of prompt optimization.

...

Sliver Prompt:

SP

...

...

Sliver Response:

SR

...

...

Golden Response:

GR

...

...

Task Introduction:

Based on the Silver Prompt, optional Silver Response and optional Golden Response, perform the following actions:

1 – The optional Silver Response was generated by an AI based on the Silver Prompt. Please help modify the Silver Prompt to Golden Prompt that can obtain a more correct response, in reference to the optional Golden Response.

2 - When building the Golden Prompt, you can consider several aspects, such as: (1) A roleplay leading sentence to adapt the AI to the task-specific scenario; (2) Details of task characteristics, for instance, the task could be a question answering task, a dialogue task, or a summarization task, etc; (3) Further clarification of the task information, especially some ambiguous terms; (4) A more detailed solution guidance, such as step-by-step plans, handlings of exceptions, special priorities or constraints, etc; (5) Any specific requirements for the response, such as the length, the format, the style, the tone, the language, etc.

3 - Show me only the Golden Prompt, do not contain any other content.

...

Golden Prompt:

Table 10: The meta prompt used to harness data from GPT-3.5-turbo and GPT-4 APIs. During harnessing, we replace placeholders “SP”, “SR” and “GR” with actual naive prompt x^n , naive response \hat{y}^n and ground truth response y^n from each seed data sample, respectively.

Data diversification meta prompt

You are an expert of prompt optimization.

...

Sliver Prompt:

SP

...

<Optional Responses>

The optional Sliver Response was generated by an AI based on the Silver Prompt. Please help modify the Silver Prompt to Golden Prompt that can obtain a more correct response, in reference to the optional Golden Response. The Golden Prompt should be instructive, concise and strictly faithful to any factual information in the Silver Prompt. The length of the Golden Prompt should be less than GN words. Only give me the content of Golden Prompt, do not contain any other information (e.g., your response of the Golden Prompt, any postfix like “Golden Prompt”, etc.).

Flexible meta prompt for optional naive response

...

Sliver Response:

SR

...

Flexible meta prompt for optional ground truth response

...

Golden Response:

GR

...

Table 11: The meta prompt used for data diversification. During diversification, we replace placeholders “SP”, “SR” and “GR” with actual naive prompt x^n , naive response \hat{y}^n and ground truth response y^n , respectively. Meanwhile, flexible prompts of optional naive response and ground truth response are inserted by probability as introduced in Figure 3 and 5. Moreover, we add length suggestion with “GN” signal, using the length of chosen optimized prompt label x^{o+} .

Discrimination meta prompt

You are an expert of prompt discrimination.

...

Raw Prompt:

RP

...

...

New Prompt A:

PA

...

...

New Prompt B:

PB

...

...

Golden Response:

GR

...

New Prompt A and New Prompt B are optimized from Raw Prompt. Please judge which prompt is more loyal to the factual information of Raw Prompt, and is more desirable for an AI to generate the Golden Response. Only answer with A or B.

Table 12: The meta prompt used for creating discrimination data and application of discrimination during IPL training. The creation of discrimination data has been introduced in the right part of Figure 5. In terms of inner discrimination of IPL, we replace placeholders “*RP*”, “*PA*”, “*PB*” and “*GR*” with naive prompt x^n , naive prompt x^n , newly optimized prompt x^{n+} and ground truth response y^n , respectively.