

Quasi-Monte Carlo with Domain Transformation for Efficient Fourier Pricing of Multi-Asset Options

Christian Bayer¹, Chiheb Ben Hammouda², Antonis Papapantoleon³, Michael Samet^{*4} and Raúl Tempone^{4,5}

¹Weierstrass Institute for Applied Analysis and Stochastics (WIAS), Berlin, Germany.

²Mathematical Institute, Utrecht University, Utrecht, the Netherlands

³Delft Institute of Applied Mathematics, EEMCS, TU Delft, 2628 Delft, The Netherlands, and Department of Mathematics, SAMPS, NTUA, 15780 Athens, Greece and Institute of Applied and Computational Mathematics, FORTH, 70013 Heraklion, Greece.

⁴Chair of Mathematics for Uncertainty Quantification, RWTH Aachen University, Aachen, Germany.

⁵King Abdullah University of Science and Technology (KAUST), Computer, Electrical and Mathematical Sciences & Engineering Division (CEMSE), Thuwal, Saudi Arabia.

Abstract

Efficiently pricing multi-asset options poses a significant challenge in quantitative finance. Fourier methods leverage the regularity properties of the integrand in the Fourier domain to accurately and rapidly value options that typically lack regularity in the physical domain. However, most of the existing Fourier approaches face hurdles in high-dimensional settings due to the tensor product (TP) structure of the commonly employed numerical quadrature techniques. To overcome this difficulty, this work advocates using the randomized quasi-MC (RQMC) quadrature to improve the scalability of Fourier methods with high dimensions. The RQMC technique benefits from the smoothness of the integrand and alleviates the curse of dimensionality while providing practical error estimates. Nonetheless, the applicability of RQMC on the unbounded domain, \mathbb{R}^d , requires a domain transformation to $[0, 1]^d$, which may result in singularities of the transformed integrand at the corners of the hypercube, and hence deteriorate the performance of RQMC. To circumvent this difficulty, we design an efficient domain transformation procedure based on boundary growth conditions on the transformed integrand. The proposed transformation preserves sufficient regularity of the original integrand for fast convergence of the RQMC method. To validate our analysis, we demonstrate the efficiency of employing RQMC with an appropriate transformation to evaluate options in the Fourier space for various pricing models, payoffs, and dimensions. Finally, we highlight the computational advantage of applying RQMC over MC or TP in the Fourier domain, and over MC in the physical domain for options with up to 15 assets.

Keywords option pricing, Fourier methods, quasi-Monte Carlo, multi-asset options, domain transformation, boundary growth conditions

2020 Mathematics Subject Classification 65D32, 65T50, 65Y20, 91B25, 91G20, 91G60

*samet@uq.rwth-aachen.de

Contents

| | | |
|----------|---|-----------|
| 1 | Introduction | 2 |
| 2 | Problem Setting and Background | 5 |
| 2.1 | Fourier Valuation Formula | 5 |
| 2.2 | RQMC Method | 7 |
| 3 | Efficient Domain Transformation for RQMC in Fourier Pricing | 9 |
| 3.1 | General Formulation | 9 |
| 3.2 | Model-dependent Domain Transformation | 12 |
| 3.2.1 | Light-tailed characteristic functions: illustration for the GBM model | 13 |
| 3.2.2 | Semi-heavy-tailed characteristic functions: illustration for the GH model | 19 |
| 3.2.3 | Heavy-tailed characteristic functions: illustration for the VG model | 22 |
| 4 | Numerical Experiments and Results | 25 |
| 4.1 | Effect of Domain Transformation on RQMC Convergence | 26 |
| 4.2 | Computational Comparison with the MC method in the Physical Space | 28 |
| 4.3 | Runtime Comparison of RQMC with the MC and TP Quadratures | 30 |
| A | Pricing Models | 36 |
| B | Strip of Analyticity of the Characteristic Functions | 38 |
| C | Strip of Analyticity of the Fourier Transforms of the Payoff Functions | 38 |
| D | Heavy-tailed characteristic functions: example of independent assets | 39 |
| E | Proof of Proposition 3.4 | 40 |
| F | Semi-heavy-tailed characteristic functions: example of independent assets | 41 |
| G | Proof of Proposition 3.5 | 43 |
| H | Comparison with the Monte Carlo Method in the Fourier Space | 44 |

1 Introduction

Computing the price of options depending on multiple assets presents a long-standing challenge in quantitative finance. Option pricing approaches can be broadly divided into two classes. The first class consists of partial differential equation (PDE) approaches, which are typically solved using finite difference, finite volume or finite element methods [14, 65, 27]. Despite the wide literature on the PDE approaches, they tend to suffer from the curse of dimensionality [60] and, hence, are not suitable for multi-asset option pricing. Recent studies have employed deep learning techniques to address the curse of dimensionality [23, 21, 19, 22]; although the developed methods are efficient, they often rely on computationally intensive offline training procedure. The second class of methods is based on the integral representation of option prices, which are given as expected

values [48]. For multi-asset derivatives, an advantage of computing these expectations using the Monte Carlo (MC) method is that it yields a dimension-independent convergence rate, $\mathcal{O}(N^{-\frac{1}{2}})$ [20], with N being the number of simulated paths. However, this rate of convergence is considered to be rather slow [20], and a faster convergence rate can be achieved by applying efficient numerical integration techniques, such as the quasi-Monte Carlo (QMC) [13] or the (adaptive) sparse grid quadrature (SGQ) [29] methods. The shortcoming of these quadrature methods is that their convergence rates are sensitive to the dimensionality and the regularity of the integrand. Moreover, since most of the option payoff functions are discontinuous or have discontinuous derivatives, off-the-shelf application of QMC or SGQ to such non-regular pricing problems leads to poor performance [7, 6]. Consequently, considerable research has been devoted to developing analytical and numerical smoothing techniques. For instance, analytical smoothing can be performed by applying a conditional expectation with respect to (w.r.t) selected integration variables, as in [67, 7, 5]. Moreover, when analytical smoothing is inapplicable, numerical smoothing can be carried out by combining root-finding methods with preintegration [6]. A more implicit smoothing technique is to map the integration problem from the direct space to an image space via an integral transform (e.g., Fourier, Laplace, Mellin, or Hilbert) [44, 59, 18, 57], where the integrand is more regular, or possibly analytic in some region of the complex plane. The integration problem can then be solved more efficiently in the image space if appropriate numerical methods are employed, and a suitable contour of integration is chosen (for more details, see [4, 49, 43]). Several works [61, 35, 9, 31, 64] demonstrated that when the characteristic function of the log-price is computable, Fourier methods may present a solid alternative to the MC method and PDE approaches for options with up to two underlying assets. However, the literature on Fourier pricing of high-dimensional options is scarce.

There are three main Fourier pricing approaches, which we briefly describe, but for a more elaborate discussion, refer to the introduction in [4]. The first approach [8] takes the Fourier transform of the exponentially dampened option price w.r.t the log-strike variable and applies the fast Fourier transform (FFT) algorithm to evaluate options for multiple strikes simultaneously. The second approach is known as the COS method [17] and is based on expanding the density function of the log-price in a Fourier cosine series, and expressing the Fourier cosine coefficients in terms of the characteristic function. The third approach¹ [44, 59] takes the inverse extended Fourier transform² [15] of the payoff function and the density function separately in the log-price variable. The main advantage of the latter approach is that it can be straightforwardly extended to multiple dimensions [16], given explicitly as a multivariate contour integral in the complex plane. For instance, Hurd and Zhou [31] adopted this approach and proposed a numerical scheme based on the FFT for the pricing of two-dimensional (2D) spread options. While their method demonstrated efficiency in handling 2D options, due to its tensor product (TP) nature, the curse of dimensionality occurs for high-dimensional cases. Bayer et al. [4] revealed that the curse of dimensionality can be alleviated by employing a dimension-adaptive SGQ method and by parametrically smoothing the integrand via an optimized choice of the contour of integration. Their numerical results show that basket and rainbow options with up to six underlying assets following Lévy dynamics can be priced very efficiently. Other related work [33] uses the tensor-train cross algorithm to exploit the possibly low rank structure of the integrand in the Fourier domain. Nevertheless, this Tensor-Fourier method

¹This approach was concurrently interpreted in terms of the double Laplace transform by Raible [59] and the extended Fourier transform by Lewis [44].

²The extended Fourier transform is sometimes referred to as the Fourier–Laplace transform [15] or the generalized Fourier transform [63].

was reported to become numerically unstable in high dimensions, and the numerical experiments were restricted to the geometric Brownian motion (GBM) model. Thus, only a limited number of studies have offered efficient numerical methodologies for the pricing of multi-asset options in a Fourier representation.

Despite the wide applicability of the QMC method in option pricing in the physical space (we refer to [40] for an overview), to the best of our knowledge, there have been no attempts to apply the QMC method in Fourier pricing. The critical aspect of applying QMC in the Fourier domain is that target integrand is supported on \mathbb{R}^d , whereas QMC low discrepancy (LD) points are designed on $[0, 1]^d$ [13]. The standard technique to transform the integration problem from \mathbb{R}^d to $[0, 1]^d$ is by composing the original integrand with an inverse cumulative distribution function (ICDF) [24, 56, 53]. This transformation poses two main challenges. The first challenge is that if the ICDF and its parameters are not chosen carefully, it can lead to integrands which are unbounded at the boundary of $[0, 1]^d$, and hence deteriorate the performance of the QMC method [56]. The second challenge is that for most distributions, the multivariate ICDF is not given explicitly, and its numerical approximation is generally computationally expensive [24]. In [39], Kuo et al. studied the optimal rate of convergence of the QMC method applied on \mathbb{R}^d when computing expected values of a random variable (RV) for various combinations of parameters of a weighted function space and distributions of the RV. Owen [56] proved that the convergence rate of the QMC method can be severely impacted by a singularity with polynomial growth at some corner of the hypercube, depending on the rate of growth conditions on the integrand, and corner-avoidance properties of the LDP sequences. More recently, [54] extended the work of [56] and studied the impact of the boundary singularities on the rate of convergence of the RQMC method for unbounded integrands with exponential rate of growth. They show that RQMC combined with importance sampling (IS) can achieve an asymptotic convergence rate $\mathcal{O}(N^{-\frac{3}{2}+\epsilon_r})$, $\epsilon_r > 0$. A related work [47] studies the nonasymptotic convergence rate of the QMC method aided with IS. In contrast to the mentioned research, the integration problem in the Fourier space is deterministic. Consequently, IS is enrooted in the proposed approach, and the choice of the proposal IS density may have adverse effects on the convergence of the RQMC method. The contributions of this paper are as follows:

- To the best of our knowledge, we are the first to propose the use of RQMC in the Fourier space for option pricing with high dimensions. We provide a practical model-specific domain transformation strategy that avoids introducing the singularity of the integrand near the boundaries of $[0, 1]^d$. The key idea is to preserve the original features of the integrand by choosing a proposal domain transformation distribution that shares the same functional form as the asymptotically dominant part of the integrand, in particular, the extended characteristic function of the log-price. Then, we tune the parameters of the proposal density to satisfy boundary growth conditions that ensure fast convergence of the RQMC method.
- Compared to other related works [53, 54, 47], we do not treat weighted integration problems w.r.t the Gaussian density. We consider more challenging integrands that may have a slower decay e.g., root-exponential decay in the case of the generalized hyperbolic (GH) model and power-law decay in the case of the variance gamma (VG) model. In addition, most of the research works [53, 54, 47] assume an independent structure between the variables of integration exists, allowing them to evaluate the ICDF componentwise using the univariate ICDF. This work proposes a domain transformation that relaxes this assumption, allowing the maneuver of the computation of the ICDF, which is not given in closed-form for most

multivariate distributions. The aim is to express the d -dimensional vector of log-price asset processes in a normal mixture form and use the eigenvalue or Cholesky decomposition to eliminate the dependence between the RVs.

- We demonstrate the computational advantage of employing RQMC in the Fourier space compared to the TP-Laguerre quadrature or MC method in the Fourier space and compared to the MC method in the direct space. We provide several numerical experiments for various pricing models and options with up to 15 underlying assets.
- The methodology of mapping the problem to the Fourier space and applying RQMC is extendable to high-dimensional expectation problems, beyond the specific context of option pricing. Furthermore, the domain transformation procedure we propose represents a general approach to addressing deterministic integrals on \mathbb{R}^d using RQMC methods

The outline of this paper is as follows. Section 2 introduces the problem setting of multivariate Fourier pricing and provides the necessary background on the RQMC method. In Section 3, we explain our methodology. In Section 3.1, we motivate the importance of appropriately handling the domain transformation to obtain nearly optimal convergence rates of the RQMC method. Then, in Section 3.2, we present practical domain transformation strategies for the GBM, the VG and the GH models, based on boundary growth conditions on the transformed integrand, summarized in Tables 3.2 and 3.3. Finally, in Section 4, we report and analyze the obtained numerical results. We illustrate the advantages of the proposed domain transformation on the rate of convergence of the RQMC method. Furthermore, in Section 4.3, we highlight the considerable computational gains achieved compared to the TP-Laguerre quadrature and MC method in the Fourier space and compared to the MC method in the physical space, for options with up to 15 assets.

2 Problem Setting and Background

Section 2.1 briefly revisits the general Fourier valuation framework for multi-asset options considered in this work (explained in more detail in a previous study [4]). Then, Section 2.2 describes the RQMC method.

2.1 Fourier Valuation Formula

The aim is to efficiently compute the price of European options when the asset price follows a multivariate stochastic model and the characteristic function is known. To accomplish this aim, we used the multivariate representation of the option price in the Fourier domain, as in previous work [4, 16]. Prior to presenting the valuation formula in Proposition 2.4, we introduce the necessary notation, definitions, and assumptions.

Notation 2.1 (Notations and Definitions).

- $\mathbf{X}_t := (X_t^1, \dots, X_t^d)$ is a d -dimensional ($d \in \mathbb{N}$) vector of log-asset prices³ whose dynamics follow a multivariate stochastic model with the market parameters denoted by the vector Θ_X .

³ $X_t^i := \log(S_t^i), i = 1, \dots, d, \{S_t^i\}_{i=1}^d$ are asset prices at time $t > 0$.

- $\Phi_{\mathbf{X}_T}(\mathbf{z}) := \mathbb{E}[e^{i\mathbf{z}^\top \mathbf{X}_T}]$, for $\mathbf{z} \in \mathbb{C}^d$, denotes the extended characteristic function, where \mathbf{z}^\top represents the transpose of \mathbf{z} . We define the bilinear form $\mathbf{x}^\top \mathbf{y} = \sum_{j=1}^d x_j y_j$ for $\mathbf{x}, \mathbf{y} \in \mathbb{C}^d$.
- $P : \mathbb{R}^d \mapsto \mathbb{R}_+$ denotes the payoff function, and $\widehat{P}(\mathbf{z}) := \int_{\mathbb{R}^d} e^{i\mathbf{z}^\top \mathbf{x}} P(\mathbf{x}) d\mathbf{x}$, for $\mathbf{z} \in \mathbb{C}^d$ represents its extended Fourier transform.
- $\Theta_P = (K, T, r)$ represents the vector of the payoff parameters, where K denotes the strike price, T is the maturity time, and r is the risk-free interest rate.
- i denotes the unit imaginary number, and $\Re[\cdot]$ and $\Im[\cdot]$ represent the real and imaginary parts of a complex number, respectively.
- $L^1(\mathbb{R}^d)$ denotes the space of integrable functions on \mathbb{R}^d .
- $\mathbf{A} \succ 0$ (respectively $\mathbf{A} \succeq 0$) denotes positive (semi-)definiteness, and $\mathbf{A} \prec 0$ (respectively $\mathbf{A} \preceq 0$) denotes the negative (semi-)definiteness of the matrix $\mathbf{A} \in \mathbb{R}^{d \times d}$.
- Let $\mathbb{I}_d := \{1, \dots, d\}$.
- $\Gamma(y) = \int_0^{+\infty} e^{-ty} t^{y-1} dt$ is the Gamma function defined for $y > 0$.
- $K_\nu(y)$ is the modified Bessel function of the second kind with $\nu = \frac{2-d}{2}$, defined for $y > 0$, see [36]

Assumption 2.2 (Assumptions on the payoff).

- $\delta_P := \{\mathbf{R} \in \mathbb{R}^d \mid \mathbf{x} \mapsto e^{\mathbf{R}^\top \mathbf{x}} P(\mathbf{x}) \in L^1(\mathbb{R}^d)\} \neq \emptyset$.

Assumption 2.3 (Assumptions on the model).

- $\delta_X := \{\mathbf{R} \in \mathbb{R}^d \mid \mathbf{y} \mapsto |\Phi_{\mathbf{X}_T}(\mathbf{y} + i\mathbf{R})| < \infty, \text{ and } \mathbf{y} \mapsto \Phi_{\mathbf{X}_T}(\mathbf{y} + i\mathbf{R}) \in L^1(\mathbb{R}^d)\} \neq \emptyset$.

Proposition 2.4 (Multivariate Fourier Pricing Valuation Formula). *We employ the notation in 2.1 and suppose that Assumptions 2.2 and 2.3 hold and that $\delta_V = \delta_X \cap \delta_P \neq \emptyset$. Then, for $\mathbf{R} \in \delta_V$, the option value is given by the following:*

$$(2.1) \quad V(\Theta_X, \Theta_P) = (2\pi)^{-d} e^{-rT} \int_{\mathbb{R}^d} \Re \left[\Phi_{\mathbf{X}_T}(\mathbf{y} + i\mathbf{R}) \widehat{P}(\mathbf{y} + i\mathbf{R}) \right] d\mathbf{y}.$$

Proof. The proof of Proposition 2.4 follows steps similar to those in the proof of Proposition 2.4 in [4]. \square

From (2.1), we define the integrand of interest as follows:

$$(2.2) \quad g(\mathbf{y}; \mathbf{R}, \Theta_X, \Theta_P) := (2\pi)^{-d} e^{-rT} \Re[\Phi_{\mathbf{X}_T}(\mathbf{y} + i\mathbf{R}) \widehat{P}(\mathbf{y} + i\mathbf{R})], \mathbf{y} \in \mathbb{R}^d, \mathbf{R} \in \delta_V.$$

Bayer et al. [4] proposed a rule for the choice of the damping parameters, \mathbf{R} , that leads to a regular integrand, and numerical evidence shows that their rule can accelerate the convergence of numerical quadrature methods significantly. Their proposed rule is given by:

$$(2.3) \quad \mathbf{R}^* = \arg \min_{\mathbf{R} \in \delta_V} g(\mathbf{0}; \mathbf{R}, \Theta_X, \Theta_P).$$

The advantage of this rule is that the numerical computation of the optimal damping parameters is very fast (in the order of milliseconds), and it works for a wide range of payoff functions and asset-price dynamics, we refer to [4] for more details. In the remainder of the paper, we use the values of the damping parameters calculated according to rule (2.3).

The integrand in (2.2) is analytic along the strip $\mathbf{z} = \mathbf{y} + i\mathbf{R} \in \mathbb{R}^d + i\delta_V \subseteq \mathbb{C}^d$. For examples of strips of analyticity we refer to Tables B.1 and C.1. This observation motivates the use of quadrature methods that leverage the analyticity to enhance the convergence rates compared to traditional approaches, such as the MC method [4]. In addition, we suggest the use of the RQMC quadrature in the Fourier space to address the integration problem efficiently in high dimensions. Section 2.2 introduces the RQMC method, and Section 3 explains the necessary transformations to implement the RQMC method in the Fourier setting. Next, Section 4 presents the benefits of adopting this approach through concrete examples involving basket and rainbow options under various pricing models.

2.2 RQMC Method

This section introduces the RQMC method. The QMC estimator of an integral of a function, $f : [0, 1]^d \mapsto \mathbb{R}$, is an N -point equal-weighted quadrature rule denoted by $Q_{N,d}^{QMC}[\cdot]$, and reads as:

$$(2.4) \quad I[f] := \int_{[0,1]^d} f(\mathbf{u})d\mathbf{u} \approx Q_{N,d}^{QMC}[f] := \frac{1}{N} \sum_{n=1}^N f(\mathbf{u}_n),$$

where $\mathbf{u}_1, \dots, \mathbf{u}_N$ is a set of deterministic LD sequences (e.g., Sobol, Niederreiter, Halton, Hammersley, and Faure, see [13]), $\mathbf{u}_n \in [0, 1]^d, n \in \{1, \dots, N\}$. The advantage of (2.4) compared to the MC estimator is that the points $\{\mathbf{u}_n\}_{n=1}^N$ are generated to ensure the more uniform coverage of $[0, 1]^d$. Consequently, the estimator (2.4) may achieve a convergence rate of order $\mathcal{O}(N^{-1+\epsilon_r})$ [56], with $\epsilon_r > 0$, depending on the regularity of $f(\cdot)$ and the dimension, d , of the domain. In contrast, MC points are sampled randomly and independently and may cluster and miss important regions of the integrand, unless importance sampling techniques are employed [20]. Nonetheless, the shortcoming of the estimator in (2.4) is that the central limit theorem cannot be directly applied to obtain probabilistic error estimates as in the case of the MC method. The points $\{\mathbf{u}_n\}_{n=1}^N$ are not sampled independently. In [28], a deterministic error bound for the estimator in (2.4) was derived, known as the Koksma–Hlawka inequality. This error bound is usually impractical because its computation involves the integration of the mixed first partial derivatives of the integrand, which can be more difficult than solving the original problem. As a remedy, a randomized variant of the QMC estimator (2.4) was introduced (see [41]), called the RQMC estimator, and it is given by:

$$(2.5) \quad Q_{N,S,d}^{RQMC}[f] := \frac{1}{S} \sum_{s=1}^S \frac{1}{N} \sum_{n=1}^N f(\mathbf{u}_n^{(s)}),$$

where $\{\mathbf{u}_n\}_{n=1}^N$ is the sequence of deterministic QMC points, and for $n = 1, \dots, N$, $\{\mathbf{u}_n^{(s)}\}_{s=1}^S$ is obtained by the appropriate randomization of $\{\mathbf{u}_n\}_{n=1}^N$, such that $\mathbf{u}_n^{(s)} \sim \mathcal{U}([0, 1]^d)$. For fixed $n = 1, \dots, N$, $\mathbf{u}_n^{(s)}$ are independent for any $s = 1, \dots, S$. An additional rationale to apply the RQMC estimator is that the set of points $\{\mathbf{u}_n^{(s)}\}_{s=1}^S$ yields an unbiased estimator (2.5) (i.e., $\mathbb{E}[Q_{N,S,d}^{RQMC}[f]] = I[f]$). Several randomization methods exist with different theoretical guarantees (for an overview

of the most popular methods, see [41]). This work adopts Sobol sequences [62] with digital shifting for the randomization [12]. Finally, the randomization of the LD points enables the derivation of the root mean squared error of the estimator, given by [13]

$$(2.6) \quad \mathcal{E}_{N,S,d}^{RQMC}[f] := \frac{C_\alpha}{\sqrt{S}} \sqrt{\frac{1}{S-1} \sum_{s=1}^S \left(\frac{1}{N} \sum_{n=1}^N f(\mathbf{u}_n^{(s)}) - Q_{N,S,d}^{RQMC}[f] \right)^2},$$

where C_α denotes the $(1 - \frac{\alpha}{2})$ -quantile of the standard normal distribution for a confidence level $0 < \alpha \ll 1$. In this paper, we work with $C_\alpha = 1.96$, corresponding to $\alpha = 0.05$. Moreover, (2.6) reveals that the statistical error can be controlled by the number of digital shifts, S , which we apply in the order of $S = 30$ to compute the error estimate.

There is growing literature on the application of QMC method to singular/unbounded integrands which arise, for instance, when dealing with integrands on unbounded domains [56, 39, 54, 47]. Owen [56] analysed the asymptotic rate of convergence of the RQMC method for integrands that are singular at the boundary of $[0, 1]^d$, satisfying the following boundary growth condition:

$$(2.7) \quad \left| \partial^{\mathbf{k}} f(\mathbf{u}) \right| \leq B \prod_{j=1}^d \min(u_j, 1 - u_j)^{-A_j - 1_{j \in \mathbf{k}}},$$

where $\partial^{\mathbf{k}} f(\mathbf{u}) = \prod_{j \in \mathbf{k}} \left(\frac{\partial f(\mathbf{u})}{\partial u_j} \right)$, for some $A_j > 0$, some $B < \infty$, and for all $\mathbf{k} \subset \mathbb{I}_d$. He proved that if $\mathbf{u}_1, \dots, \mathbf{u}_N$ are randomly sampled LD points on $[0, 1]^d$, with $\mathbf{u}_n \sim \mathcal{U}([0, 1]^d)$ for $n \in \{1, \dots, N\}$, and star discrepancy⁴ satisfying $\mathbb{E}(D_n^*(x_1, \dots, x_n)) = \mathcal{O}(N^{-1+\epsilon_r})$ for all $\epsilon_r > 0$, then the asymptotic rate of convergence of the RQMC method is given by:

$$(2.8) \quad \mathbb{E} \left[|I[f] - Q_{N,S,d}^{RQMC}[f]| \right] = \mathcal{O}(N^{-1+\max_j A_j + \epsilon_r}).$$

Equation (2.8) shows that the RQMC method may converge even for singular integrands and have better rate than the MC method if $\max_j A_j < \frac{1}{2}$. However, the rate of convergence of RQMC is significantly impacted by the rate of growth of the integrand at the boundary, described by the condition on the rate of growth of the mixed first partial derivatives of the integrand in (2.7). Moreover, Owen pointed out that the implied constant implicit in the $\mathcal{O}(\cdot)$ factor in (2.8) can blow up for unbounded integrands, deteriorating the performance of RQMC.

All the aforementioned works lead to the same conclusion, that the stronger the singularity at the boundary, the worse the error rates of RQMC. However, the application of appropriate importance sampling [54, 47], which in our setting relates to an appropriate domain transformation (see Section 3), can lead to improved convergence.

Finally, despite the advantages of using RQMC to obtain computable error estimates, this method suffers from a significant drawback, which may impede its application, especially for high-dimensional problems. Specifically, the construction of QMC points is constrained to simple geometries, such as the hypercube, $[0, 1]^d$; hence, transformations of the original domains to the hypercube are necessary to address unbounded integrals in the form of (2.1), as we discuss in Section 3.

⁴We refer to [13] for the definition of the star discrepancy.

3 Efficient Domain Transformation for RQMC in Fourier Pricing

This section explains how the RQMC estimator, defined in (2.5), can be applied to approximate the Fourier integral defined on the unbounded domain \mathbb{R}^d . Section 3.1 details the general approach to transforming the pricing problem defined in Proposition 2.4 from \mathbb{R}^d to $[0, 1]^d$. Section 3.2 proposes a model-dependent strategy to manage the domain transformation efficiently for three classes of tail behaviors⁵ of the integrand, namely, light-tailed (e.g., GBM), semi-heavy-tailed (e.g., GH), and heavy-tailed (e.g., VG). We note that the same logic of the domain transformation applies for the general computation of deterministic integrals on \mathbb{R}^d using QMC, and is not limited to option pricing applications.

3.1 General Formulation

The main QMC constructions (for a comprehensive survey, see [41]) are restricted to the generation of LD point sets on $[0, 1]^d$. Consequently, an appropriate integral transformation is necessary to apply RQMC to the unbounded domain, \mathbb{R}^d . The following mapping is the typical transformation in the literature to map an integrand from \mathbb{R}^d to $[0, 1]^d$ [39, 38, 53, 3, 45, 54]:

$$(3.1) \quad \mathbf{u} = \Psi(\mathbf{y}; \mathbf{\Lambda}) \Leftrightarrow \mathbf{y} = \Psi^{-1}(\mathbf{u}; \mathbf{\Lambda}), \mathbf{u} \in [0, 1]^d,$$

where $\mathbf{y} \mapsto \Psi(\mathbf{y}; \mathbf{\Lambda})$ is the cumulative distribution function (CDF) of some \mathbb{R}^d -valued RV with parameter vector $\mathbf{\Lambda}$ (e.g., mean, scale, and degrees of freedom), and $\Psi^{-1}(\mathbf{u}; \mathbf{\Lambda})$ is the ICDF.

For the sake of brevity, we omit writing the explicit dependence of $\Psi^{-1}(\mathbf{u})$ on the parameter vector $\mathbf{\Lambda}$. By applying the mapping (3.1) to the integral in (2.1), the following:

$$(3.2) \quad V(\Theta_X, \Theta_P) = \int_{[0,1]^d} \tilde{g}(\mathbf{u}) d\mathbf{u},$$

$$\tilde{g}(\mathbf{u}) := \frac{g \circ \Psi^{-1}(\mathbf{u})}{\psi \circ \Psi^{-1}(\mathbf{u})}, \quad \mathbf{u} \in [0, 1]^d,$$

where $g(\cdot)$ is the integrand defined in (2.2), and $\psi(\cdot)$ denotes the probability density function (PDF) supported on \mathbb{R}^d , corresponding to $\Psi(\cdot)$. The primary challenge of this domain transformation is that it often results in integrands that are unbounded near the boundary [56]. In fact, since $\lim_{u_j \rightarrow 0} \Psi^{-1}(u_j) = -\infty$ for any $j \in \mathbb{I}_d$, then, we have that $\lim_{u_j \rightarrow 0} \psi \circ \Psi^{-1}(u_j) \rightarrow 0$, through symmetry, the same argument applies when $u_j \rightarrow 1$. Consequently, depending on the choice of Ψ and its parameters, the decay of the numerator in (3.2), $\mathbf{u} \mapsto g \circ \Psi^{-1}(\mathbf{u})$, can be faster than the decay of denominator, $\mathbf{u} \mapsto \psi \circ \Psi^{-1}(\mathbf{u})$, resulting in an integrand that is singular at the boundaries of $[0, 1]^d$, and deteriorating the rate of convergence of RQMC, as explained in Section 2.2. Therefore, finding an appropriate choice of $\psi(\cdot)$ (respectively $\Psi^{-1}(\cdot)$), such that the transformed integrand $\tilde{g}(\cdot)$ is sufficiently smooth is critical.

Most of the literature [39, 37, 53, 38, 54] considers the weighted integration problem (3.3), which is different from the problem considered in (3.2), that can be written as follows:

$$(3.3) \quad \int_{\mathbb{R}^d} g(\mathbf{y}) \left(\prod_{j=1}^d \rho(y_j) \right) dy_1 \dots dy_d,$$

⁵We refer to the tail behavior of the integrand in the Fourier domain (decay of the extended characteristic function), as opposed to the tail behavior of the integrand in the physical domain (decay of the PDF).

where $\rho(\mathbf{y}) = \prod_{j=1}^d \rho(y_j)$ is a joint PDF of independent RVs, a problem characteristically arising when computing $\mathbb{E}[g(\mathbf{Y})]$, with $\mathbf{Y} \sim \rho$ a random vector. Applying the change of variable (3.1) to (3.3) results in the following integration problem:

$$(3.4) \quad \int_{\mathbb{R}^d} g(\mathbf{y}) \left(\prod_{j=1}^d \rho(y_j) \right) dy_1 \dots dy_d = \int_{[0,1]^d} g \circ \Psi^{-1}(\mathbf{u}) \left(\prod_{j=1}^d \frac{\rho \circ \Psi^{-1}(u_j)}{\psi \circ \Psi^{-1}(u_j)} \right) du_1 \dots du_d.$$

The computation of the ρ -weighted integral in (3.4) is more straightforward than the integration problem considered in (3.2) for the following reasons:

- In the proposed framework (3.2), the choice of $\psi(\cdot)$ is more restrictive than in (3.4). The space of density functions, $\psi(\cdot)$, ensuring that $\frac{g \circ \Psi^{-1}}{\psi \circ \Psi^{-1}} \in L^1(\mathbb{R}^d)$, is included in the space of densities that enforce that $\frac{(g\rho) \circ \Psi^{-1}}{\psi \circ \Psi^{-1}} \in L^1(\mathbb{R}^d)$. In other words, the set of candidate densities for the transformation in the weighted integration is larger than in our setting, especially when $\rho(\cdot)$ is rapidly decaying (e.g., a Gaussian density).
- The integration problem in (3.3) assumes independence of the RVs, making it convenient to use $\psi(\cdot)$ in product-form like $\rho(\cdot)$. This implies that $\Psi_d^{-1}(\mathbf{u}) = (\Psi_1^{-1}(u_1), \dots, \Psi_1^{-1}(u_d))^6$, meaning that the multivariate ICDF can be computed by applying the univariate ICDF componentwise. However, in option pricing, RVs are commonly dependent, and it is challenging to evaluate $\Psi^{-1}(\mathbf{u})$ numerically for a non-Gaussian multivariate ICDF. Therefore, Section 3.2 develops a domain transformation strategy that avoids this computation.

In the proposed setting, $\psi(\cdot)$ must be chosen more carefully because the performance of RQMC highly depends on the regularity of the integrand (for a more detailed analysis, refer to [25]). The transformed Fourier integrand in our framework reads as follows, for $\mathbf{u} \in [0, 1]^d$ and $\mathbf{R} \in \delta_V$:

$$(3.5) \quad \tilde{g}(\mathbf{u}) = \frac{e^{-rT} e^{-\mathbf{R}^\top \mathbf{X}_0}}{(2\pi)^d} \Re \left[e^{i(\Psi^{-1}(\mathbf{u}))^\top \mathbf{X}_0} \widehat{P}(\Psi^{-1}(\mathbf{u}) + i\mathbf{R}) \frac{\Phi_{\mathbf{X}_T}(\Psi^{-1}(\mathbf{u}) + i\mathbf{R})}{\psi(\Psi^{-1}(\mathbf{u}))} \right].$$

In principle, our aim is to choose $\psi(\cdot)$ such that the transformed integrand in 3.5 remains sufficiently smooth. The payoff functions are typically non-smooth, hence their Fourier transforms ($\widehat{P}(\cdot)$) decay at a polynomial rate, and they do not depend on the parameters of the model. On the other hand, the rate of decay of the characteristic functions can vary significantly depending on the pricing model and its parameters. In fact, for most of the financial models, (with exception of the VG model), the asymptotic behavior of the transformed Fourier integrand is dominated by the extended characteristic function [11]. We refer to Table 3.1 for examples of characteristic functions treated in this paper.

⁶The subscript serves for the distinction between a d -dimensional and a one-dimensional ICDF, this will be implicit in the remainder of the paper to reduce notation, as it can be easily deduced from the dimension of the input variable.

| | |
|--------------|--|
| Model | $\phi_{\mathbf{X}_T}(\mathbf{z}), \mathbf{z} \in \mathbb{C}^d, \Im[\mathbf{z}] \in \delta_X$ |
| GBM | $\exp\left(-\frac{T}{2}\mathbf{z}^\top \boldsymbol{\Sigma} \mathbf{z}\right)$ |
| NIG | $\exp\left(\delta T \left(\sqrt{\alpha^2 - \boldsymbol{\beta}^\top \boldsymbol{\Delta} \boldsymbol{\beta}} - \sqrt{\alpha^2 - (\boldsymbol{\beta} + i\mathbf{z})^\top \boldsymbol{\Delta} (\boldsymbol{\beta} + i\mathbf{z})}\right)\right)$ |
| GH | $\left(\frac{\alpha^2 - \boldsymbol{\beta}^\top \boldsymbol{\Delta} \boldsymbol{\beta}}{\alpha^2 - (\boldsymbol{\beta} + i\mathbf{z})^\top \boldsymbol{\Delta} (\boldsymbol{\beta} + i\mathbf{z})}\right)^{\lambda/2} \frac{\text{K}_\lambda\left(\delta T \sqrt{\alpha^2 - (\boldsymbol{\beta} + i\mathbf{z})^\top \boldsymbol{\Delta} (\boldsymbol{\beta} + i\mathbf{z})}\right)}{\text{K}_\lambda\left(\delta T \sqrt{\alpha^2 - \boldsymbol{\beta}^\top \boldsymbol{\Delta} \boldsymbol{\beta}}\right)}$ |
| VG | $(1 - i\nu \mathbf{z}^\top \boldsymbol{\theta} + \frac{1}{2}\nu \mathbf{z}^\top \boldsymbol{\Sigma} \mathbf{z})^{-T/\nu}$ |

Table 3.1: The extended characteristic function of the pricing models is given by $\Phi_{\mathbf{X}_T}(\mathbf{z}) = \exp(i\mathbf{z}^\top (\mathbf{X}_0 + (r + \boldsymbol{\mu})T)) \phi_{\mathbf{X}_T}(\mathbf{z})$. $\boldsymbol{\mu}$ is the martingale correction term, defined for each model in the Appendix A, r is the risk-free interest rate.. More details on the parameters of each model are provided in the Appendix A. Table B.1 provides the strip of analyticity, δ_X , for each of the characteristic functions.

Hence, in this work, we base the choice of $\psi(\cdot)$ on the following properties:

- We consider densities, $\psi(\cdot)$, supported on \mathbb{R}^d , that are smooth; hence, $\Psi^{-1}(\mathbf{u})$ is smooth in $(0, 1)^d$ [38].
- We work with densities which are symmetric around the origin to match the same features of the original integrand (2.2) (a consequence of Fourier transform properties [51]).
- To avoid the numerical inversion of the multivariate CDF, $\Psi(\cdot)$, we consider densities of RVs which belong to the class of normal mean-variance mixture distributions [52].
- We choose the density $\psi(\cdot)$ to follow the same functional form of the extended characteristic function asymptotically. Table 3.1 presents examples of the characteristic functions considered in this work. This approach allows us to motivate an explicit choice for the parameters of ψ to control the decay of the integrand near the boundary of $[0, 1]^d$ for various model parameters $\boldsymbol{\Theta}_X$, and maturity dates, T .
- We select the parameter $\boldsymbol{\Lambda}$ of $\psi(\cdot)$ to control the boundary growth of the transformed integrand in (3.2). We separately derive the boundary growth conditions for three examples of pricing models, which are summarized in Tables 3.2 and 3.3 (for more details, see Sections 3.2.1, 3.2.3, and 3.2.2).

If we let $\mathbf{R} \in \delta_V \subseteq \delta_P$ (see Section 2); thus, $\mathbf{x} \mapsto e^{\mathbf{R}^\top \mathbf{x}} P(\mathbf{x}) \in L^1(\mathbb{R}^d)$, then $\mathbf{y} \mapsto \widehat{P}(\mathbf{y} + i\mathbf{R})$ is bounded because $\|\widehat{P}(\mathbf{y} + i\mathbf{R})\|_{L^\infty(\mathbb{R}^d)} \leq \|e^{\mathbf{R}^\top \mathbf{x}} P(\mathbf{x})\|_{L^1(\mathbb{R}^d)}$. Hence, we can safely choose $\psi(\cdot)$ independently from the payoff to control the overall asymptotic behavior of the integrand, and in worst case, the integrand decays at the rate of decay of the payoff Fourier transform. Once the

choice of $\psi(\cdot)$ (respectively $\Psi^{-1}(\cdot)$) is determined, the RQMC estimator of (3.2) can be expressed as follows:

$$Q_{N,S,d}^{RQMC}[\tilde{g}] := \frac{1}{S} \sum_{s=1}^S \frac{1}{N} \sum_{n=1}^N \tilde{g}(\mathbf{u}_n^{(s)}).$$

To illustrate the importance of efficiently designing the domain transformation procedure, we show in Figure 3.1 an example of a 1D put option (i.e., $P(X_T) = \max(K - e^{X_T}, 0)$) under the GBM model, and compare the original integrand on \mathbb{R}^d to the transformed integrand on $[0, 1]^d$ for different values of the scale parameter, $\tilde{\sigma}$, of a Gaussian proposal density i.e., $\psi(y) = \frac{1}{\sqrt{2\tilde{\sigma}^2}} \exp(-\frac{y^2}{2\tilde{\sigma}^2})$. Figure 3.1b indicates that, for $\tilde{\sigma} = 1$, the integrand is singular near the boundary, whereas the original integrand in Figure 3.1a is bounded and decays to zero at infinity. Moreover, for values of $\tilde{\sigma} \geq 5$, the integrand decays to zero, with the rate of decay being faster the larger the value of $\tilde{\sigma}$. Section 3.2.1 clarifies the reason for this decay and provides a strategy to control it.

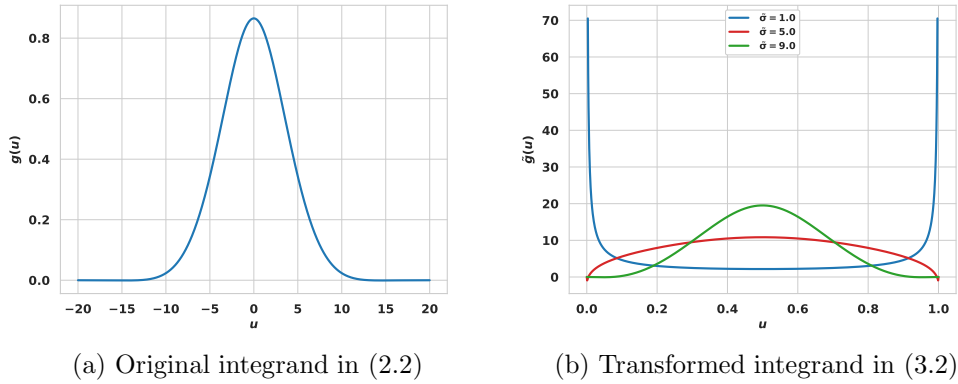


Figure 3.1: Effect of the domain transformation on the smoothness of the transformed integrand (3.2) for a 1D put option under GBM with volatility $\sigma = 0.2$. Gaussian density: $\psi(\cdot; \tilde{\mu}, \tilde{\sigma})$, mean: $\tilde{\mu} = 0$, scale: $\tilde{\sigma}$. The used parameters are: $K = S_0 = 100, r = 0, T = 1, R = 6.58$,

3.2 Model-dependent Domain Transformation

In this section, the primary aim is to develop a general domain transformation strategy to apply the RQMC method in the Fourier domain to a wide range of pricing models. We derive the boundary growth conditions on the transformed integrand for models with different classes of decay of the characteristic functions, namely,

- Light-tailed i.e., $|\Phi_{\mathbf{X}_T}(\mathbf{z})| \leq C \exp(-\gamma|\mathbf{z}|^2)$ with $C, \gamma > 0, \mathbf{z} \in \mathbb{C}^d$.
- Semi-heavy-tailed i.e., $|\Phi_{\mathbf{X}_T}(\mathbf{z})| \leq C \exp(-\gamma|\mathbf{z}|)$ with $C, \gamma > 0, \mathbf{z} \in \mathbb{C}^d$.
- Heavy-tailed i.e., $|\Phi_{\mathbf{X}_T}(\mathbf{z})| \leq C (1 + |\mathbf{z}|^2)^{-\gamma}$ for $C > 0, \gamma > \frac{1}{2}, \mathbf{z} \in \mathbb{C}^d$.

For illustration, we provide in Tables 3.2 and 3.3 the boundary growth conditions for three pricing models, namely the GBM, the VG, and the GH models. The applied methodology extends to any model with the same rate of decay. In Sections 3.2.1, 3.2.3, and 3.2.2, we present the details on the derivation of the domain transformation strategy.

Table 3.2: Choice of $\psi_j(\cdot)$ and conditions on $\mathbf{\Lambda}$ for (i) GBM, (ii) VG, and (iii) GH in the case of independent assets. $C_{\tilde{\nu}} = \frac{\sqrt{\tilde{\nu}}\sqrt{\pi}\Gamma(\frac{\tilde{\nu}}{2})}{\Gamma(\frac{\tilde{\nu}+1}{2})}$.

| Model | $\psi_j(y_j; \mathbf{\Lambda})$ | Boundary growth condition on $\mathbf{\Lambda}$ |
|-------|--|---|
| GBM | $\frac{1}{\sqrt{2\tilde{\sigma}_j^2}} \exp(-\frac{y_j^2}{2\tilde{\sigma}_j^2})$ | $\tilde{\sigma}_j \geq \frac{1}{\sqrt{T}\sigma_j}$ |
| VG | $\frac{\Gamma(\frac{\tilde{\nu}+1}{2})}{\sqrt{\tilde{\nu}\pi\tilde{\sigma}_j}\Gamma(\frac{\tilde{\nu}}{2})} \left(1 + \frac{y_j^2}{\tilde{\nu}\tilde{\sigma}_j^2}\right)^{-(\tilde{\nu}+1)/2}$ | $\tilde{\nu} \leq \frac{2T}{\nu} - 1,$ $\tilde{\sigma}_j = \left[\frac{\nu\sigma_j^2\tilde{\nu}}{2}\right]^{\frac{T}{\nu-2T}} (C_{\tilde{\nu}})^{-\frac{\nu}{\nu-2T}}$ |
| GH | $\frac{\exp(-\frac{ y_j }{\tilde{\sigma}_j})}{2\tilde{\sigma}_j}$ | $\tilde{\sigma}_j \geq \frac{1}{\delta T}$ |

Table 3.3: Choice of $\psi(\cdot)$ and conditions on $\mathbf{\Lambda}$ for (i) GBM, (ii) VG, and (iii) GH in the case of dependent assets.

| Model | $\psi(\mathbf{y}; \mathbf{\Lambda})$ | Boundary growth condition on $\mathbf{\Lambda}$ |
|-------|---|--|
| GBM | $(2\pi)^{-\frac{d}{2}} (\det(\tilde{\mathbf{\Sigma}}))^{-\frac{1}{2}} \exp\left(-\frac{1}{2}(\mathbf{y}^\top \tilde{\mathbf{\Sigma}}^{-1} \mathbf{y})\right)$ | $T\mathbf{\Sigma} - \tilde{\mathbf{\Sigma}}^{-1} \succeq 0$ |
| VG | $\frac{\Gamma(\frac{\tilde{\nu}+d}{2})(\det(\tilde{\mathbf{\Sigma}}))^{-\frac{1}{2}}}{\Gamma(\frac{\tilde{\nu}}{2})\tilde{\nu}^{\frac{d}{2}}\pi^{\frac{d}{2}}} \left(1 + \frac{1}{\tilde{\nu}}(\mathbf{y}^\top \tilde{\mathbf{\Sigma}} \mathbf{y})\right)^{-\frac{\tilde{\nu}+d}{2}}$ | $\tilde{\nu} = \frac{2T}{\nu} - d$ and $\mathbf{\Sigma} - \tilde{\mathbf{\Sigma}}^{-1} \succeq 0$ or $\tilde{\nu} \leq \frac{2T}{\nu} - d$, and $\tilde{\mathbf{\Sigma}} = \mathbf{\Sigma}^{-1}$. |
| GH | $(2\pi)^{-\frac{d}{2}} (\det(\tilde{\mathbf{\Sigma}}))^{-\frac{1}{2}} \left(\frac{\mathbf{y}^\top \tilde{\mathbf{\Sigma}}^{-1} \mathbf{y}}{2}\right)^{\frac{\nu}{2}} K_\nu\left(\sqrt{2\mathbf{y}^\top \tilde{\mathbf{\Sigma}}^{-1} \mathbf{y}}\right)$ | $\delta^2 T^2 \mathbf{\Delta} - 2\tilde{\mathbf{\Sigma}}^{-1} \succeq 0$ |

3.2.1 Domain transformation for light-tailed characteristic functions: illustration for the GBM model

Product-form domain transformation: To simplify the preliminary analysis, we consider the case in which the asset price processes are independent. Consequently, the characteristic function of the pricing model can be written as the product of univariate characteristic functions; hence,

$$\phi_{\mathbf{X}_T}^{GBM}(\mathbf{z}) = \prod_{j=1}^d \phi_{X_T^j}^{GBM}(z_j), \mathbf{z} \in \mathbb{C}^d, \Im[\mathbf{z}] \in \delta_X^{GBM},$$

where

$$\phi_{X_T^j}^{GBM}(z_j) := \exp\left(-\frac{\sigma_j^2 T}{2} z_j^2\right), \quad z_j \in \mathbb{C}, \Im[z_j] \in \delta_X^{GBM}.$$

Because $\phi_{X_T^j}^{GBM}(z_j)$ is a Gaussian function, it is natural to propose that the domain transformation density is also Gaussian, in the form of $\psi^{nor}(\mathbf{y}) = \prod_{j=1}^d \psi_j^{nor}(y_j)$, where

$$\psi_j^{nor}(y_j) := \frac{\exp(-\frac{y_j^2}{2\tilde{\sigma}_j^2})}{\sqrt{2\tilde{\sigma}_j^2}}, \quad y_j \in \mathbb{R}, \tilde{\sigma}_j > 0,$$

After specifying the functional form of $\psi_j^{nor}(\cdot)$, the aim is to determine an appropriate choice of the parameters $\{\tilde{\sigma}_j\}_{j=1}^d$. The function $r_{nor,j}^{GBM}(\cdot)$ is defined as the ratio of the characteristic function of the variable X_T^j and the proposed density $\psi_j^{nor}(\cdot)$:

$$r_{nor,j}^{GBM}(u_j) := \frac{\phi_{X_T^j}^{GBM}(\Psi_{nor}^{-1}(u_j) + iR_j)}{\psi_j^{nor}(\Psi_{nor}^{-1}(u_j))}, \quad u_j \in [0, 1], \mathbf{R} \in \delta_V^{GBM}.$$

The parameters $\{\tilde{\sigma}_j\}_{j=1}^d$ should be set to control the growth of the function $r_{nor,j}^{GBM}(\cdot)$ near the boundary of $[0, 1]$ as follows:

$$\lim_{u_j \rightarrow 0} |r_{nor,j}^{GBM}(u_j)| < \infty, \quad \forall j \in \mathbb{I}_d.$$

Consequently, the growth of the transformed integrand at the boundary is controlled. We recall that by symmetry of the integrand $g(\cdot)$ and the proposal density $\psi^{nor}(\cdot)$ around the origin, it is sufficient to control the behavior of the transformed integrand as $u_j \rightarrow 0$, for all $j \in \mathbb{I}_d$, to ensure that it is also controlled at all the 2^d corners of $[0, 1]^d$. To determine the suitable range of parameters $\{\tilde{\sigma}_j\}_{j=1}^d$, we replace the characteristic function and the proposed density with their explicit expressions. Thus, $r_{nor,j}^{GBM}(\cdot)$ can be written as follows:

$$\begin{aligned} r_{nor,j}^{GBM}(u_j) &= \exp\left(-\frac{T\sigma_j^2}{2} (\Psi_{nor}^{-1}(u_j) + iR_j)^2\right) \times \sqrt{2\pi\tilde{\sigma}_j^2} \exp\left(\frac{(\Psi_{nor}^{-1}(u_j))^2}{2\tilde{\sigma}_j^2}\right) \\ &= \underbrace{\sqrt{2\pi} \exp\left(-i\Psi_{nor}^{-1}(u_j)T\sigma_j^2 R_j + \frac{T\sigma_j^2 R_j^2}{2}\right)}_{:=h_{nor,1}^{GBM}(u_j)} \\ &\quad \times \underbrace{\tilde{\sigma}_j \exp\left(-(\Psi_{nor}^{-1}(u_j))^2 \left(\frac{T\sigma_j^2}{2} - \frac{1}{2\tilde{\sigma}_j^2}\right)\right)}_{:=h_{nor,2}^{GBM}(u_j)}, \end{aligned}$$

where the function $h_{nor,1}^{GBM}(u_j)$ is bounded for all $u_j \in [0, 1]$, and the function $h_{nor,2}^{GBM}(u_j)$ determines the growth of the integrand at the boundary of $[0, 1]$. Depending on the values of $\{\tilde{\sigma}_j\}_{j=1}^d$, we enumerate three possible cases

$$(3.6) \quad \lim_{u_j \rightarrow 0} h_{nor,2}^{GBM}(u_j) = \begin{cases} +\infty & \text{if } \tilde{\sigma}_j < \frac{1}{\sqrt{T}\sigma_j} \quad (i), \\ \tilde{\sigma}_j < \infty & \text{if } \tilde{\sigma}_j = \frac{1}{\sqrt{T}\sigma_j} \quad (ii), \\ 0 & \text{if } \tilde{\sigma}_j > \frac{1}{\sqrt{T}\sigma_j} \quad (iii), \end{cases}$$

To summarize, a suitable choice for $\tilde{\sigma}_j$ is $\tilde{\sigma}_j = \bar{\sigma}_j + \epsilon_j$, where $\bar{\sigma}_j = \frac{1}{\sqrt{T}\sigma_j}$ defines the critical value, and $\epsilon_j \geq 0$. However, different values of $\tilde{\sigma}_j$ satisfying (ii) and (iii) may lead to differing error rates of the RQMC method, as demonstrated in Section 4. Although a higher value for ϵ_j accelerates the integrand decay, selecting an arbitrarily large ϵ_j is not advisable because it amplifies the integrand peak around the origin and hence augments the magnitude of the mixed first partial derivatives of the integrand. These factors substantially influence the performance of RQMC, as illustrated in Section 4. Moreover, in Case (ii) in (3.6), the dominant term in the characteristic function vanishes, and the integrand decays at the rate of the payoff transform.

The previous derivation of the rule for the domain transformation relies on the assumption of the independence of assets. In this simplified framework, the performance of RQMC is classically studied; however, in practical applications, the variables may be correlated. Figure 3.2 demonstrates that, when the assets are positively correlated, the proposed transformation must be generalized to account for the correlation parameters; otherwise, the boundary growth conditions are violated, and the performance of RQMC significantly deteriorates. In the uncorrelated case, a rate of convergence of $\mathcal{O}(N^{-1.48})$ was numerically estimated. In contrast, in the positively correlated case ($\rho = 0.7$), the rate of RQMC is substantially worse, $\mathcal{O}(N^{-0.69})$, and the size of the implied constant in the error estimate is also significantly larger than in the uncorrelated case. In the second part of this section, we explain the shortcoming of the proposed rule for the domain transformation when the assets are positively correlated. Moreover, we propose a more general domain transformation rule which accounts for the dependence between the underlying assets using nonlinear matrix inequalities. Figure 3.3 illustrates that by generalizing the domain transformation rule to the case of dependent assets, the convergence rate of RQMC is significantly improved in the correlated setting.

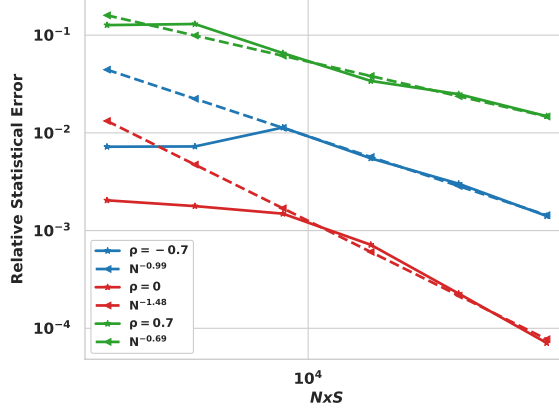


Figure 3.2: Effect of the correlation parameter, ρ , on the convergence of RQMC for a two-dimensional call on the minimum option under the GBM model with $S_0^j = 100$, $K = 100$, $r = 0$, $T = 1$, $\sigma_j = 0.2$, with $\Sigma_{ij} = \rho\sigma_i\sigma_j$ for $i, j = 1, 2$, $i \neq j$, $\Sigma_{ii} = \sigma_i^2$. For the domain transformation, $\tilde{\sigma}_j = \frac{1}{\sqrt{T}\sigma_j} = 5$, where $j = 1, 2$. N : number of QMC points; $S = 30$: number of digital shifts.

Remark 3.1. The presented convergence rates of the RQMC method are obtained numerically and may not correspond to the theoretically expected rates which are asymptotic [47]. In general, the number of LD points needed to achieve the asymptotic regime is problem-dependent. In our framework, the domain transformation can have a significant impact on the regularity of the transformed integrand, and hence the number of LD points to reach the asymptotic regime depends on the used transformation and its parameters. From practical perspective, our aim is to devise a numerical method that attains a predefined relative tolerance, which may correspond to convergence within the preasymptotic regime.

Non-factorizable domain transformation: For dependent assets, the joint characteristic function cannot be factorized into the product of univariate characteristic functions and is given by

$$(3.7) \quad \phi_{\mathbf{X}_T}^{GBM}(\mathbf{z}) := \exp\left(-\frac{T}{2}\mathbf{z}^\top \Sigma \mathbf{z}\right), \mathbf{z} \in \mathbb{C}^d, \Im[\mathbf{z}] \in \delta_X^{GBM}.$$

Consequently, we select the proposal density $\psi^{nor}(\cdot)$ corresponding to the multivariate normal PDF, given by

$$\psi^{nor}(\mathbf{y}) = (2\pi)^{-\frac{d}{2}} (\det(\tilde{\Sigma}))^{-\frac{1}{2}} \exp\left(-\frac{1}{2}(\mathbf{y}^\top \tilde{\Sigma}^{-1} \mathbf{y})\right), \mathbf{y} \in \mathbb{R}^d, \tilde{\Sigma} \succeq 0$$

In this case, the singularity of the integrand is controlled by the function, $r_{nor}^{GBM}(\mathbf{u})$, defined as

$$r_{nor}^{GBM}(\mathbf{u}) := \frac{\phi_{\mathbf{X}_T}(\Psi_{nor}^{-1}(\mathbf{u}) + i\mathbf{R})}{\psi^{nor}(\Psi_{nor}^{-1}(\mathbf{u}))}, \quad \mathbf{u} \in [0, 1]^d, \mathbf{R} \in \delta_V^{GBM}.$$

By substituting in the explicit expressions of the characteristic function and the proposal density, we obtain the following expression for $r_{nor}^{GBM}(\mathbf{u})$:

$$\begin{aligned}
(3.8) \quad r_{nor}^{GBM}(\mathbf{u}) &= (2\pi)^{\frac{d}{2}} \exp \left(\underbrace{-iT\mathbf{R}^\top \boldsymbol{\Sigma} \Psi_{nor}^{-1}(\mathbf{u}) + \frac{T}{2} \mathbf{R}^\top \boldsymbol{\Sigma} \mathbf{R}}_{:=h_{nor,1}^{GBM}(\mathbf{u})} \right) \\
&\quad \times \underbrace{(\det(\tilde{\boldsymbol{\Sigma}}))^{\frac{1}{2}} \exp \left(-\frac{1}{2} (\Psi_{nor}^{-1}(\mathbf{u}))^\top (T\boldsymbol{\Sigma} - \tilde{\boldsymbol{\Sigma}}^{-1}) (\Psi_{nor}^{-1}(\mathbf{u})) \right)}_{:=h_{nor,2}^{GBM}(\mathbf{u})}.
\end{aligned}$$

From (3.8), the function $h_{nor,1}^{GBM}(\mathbf{u})$ is bounded for all $\mathbf{u} \in [0, 1]^d$; hence, the part controlling the boundary growth of the integrand is given by $h_{nor,2}^{GBM}(\mathbf{u})$. Similarly to (3.6), we enumerate three possible limits, depending on the choice of $\tilde{\boldsymbol{\Sigma}}$:

$$(3.9) \quad \lim_{u_j \rightarrow 0} h_{nor,2}^{GBM}(\mathbf{u}) = \begin{cases} +\infty & \text{if } \boldsymbol{\Sigma} - \frac{1}{T} \tilde{\boldsymbol{\Sigma}}^{-1} \prec 0 \text{ (i),} \\ (\det(\tilde{\boldsymbol{\Sigma}}))^{\frac{1}{2}} < \infty & \text{if } \tilde{\boldsymbol{\Sigma}} = \frac{1}{T} \boldsymbol{\Sigma}^{-1} \text{ (ii),} \\ 0 & \text{if } \boldsymbol{\Sigma} - \frac{1}{T} \tilde{\boldsymbol{\Sigma}}^{-1} \succ 0 \text{ (iii).} \end{cases}$$

From (3.9), a sufficient choice of the matrix $\tilde{\boldsymbol{\Sigma}}$ satisfies either Condition (ii) or (iii). Furthermore, the transformed integrand is multiplied by the factor $(\det(\tilde{\boldsymbol{\Sigma}}))^{\frac{1}{2}}$; thus, the aim is to select a matrix $\tilde{\boldsymbol{\Sigma}}$ to satisfy Condition (iii), with the minimum possible determinant to avoid high peaks of the integrand around the origin, which was motivated by previous findings (see [4]). Optimally, the choice of $\tilde{\boldsymbol{\Sigma}}$ is given by the following constrained optimization problem:

$$\begin{aligned}
(3.10) \quad &\tilde{\boldsymbol{\Sigma}}^* = \arg \min_{\tilde{\boldsymbol{\Sigma}}} \det(\tilde{\boldsymbol{\Sigma}}) \\
&\text{s.t. } \boldsymbol{\Sigma} - \frac{1}{T} \tilde{\boldsymbol{\Sigma}}^{-1} \succeq 0
\end{aligned}$$

Instead, we propose a simpler construction of the matrix $\tilde{\boldsymbol{\Sigma}}$. We have that the matrix $\boldsymbol{\Sigma}$ is real symmetric; thus, by the spectral theorem, it has an eigenvalue decomposition (EVD) (i.e., $\boldsymbol{\Sigma} = \mathbf{P}\mathbf{D}\mathbf{P}^{-1}$, with $\mathbf{D} = \text{diag}(\lambda_1, \dots, \lambda_d)$ and $\lambda_j > 0$ for all $j \in \mathbb{I}_d$ because $\tilde{\boldsymbol{\Sigma}} \succ 0$). To simplify the problem in (3.10), we choose the matrix $\tilde{\boldsymbol{\Sigma}}$ to be in the form of $\tilde{\boldsymbol{\Sigma}} := \mathbf{P}\tilde{\mathbf{D}}\mathbf{P}^{-1}$, where $\tilde{\mathbf{D}} = \text{diag}(\tilde{\lambda}_1, \dots, \tilde{\lambda}_d)$. In this case, we can express the constraint in (3.10) as follows:

$$\mathbf{P}(\mathbf{D} - \frac{1}{T} \tilde{\mathbf{D}}^{-1})\mathbf{P}^{-1} \succeq 0 \iff \tilde{\lambda}_j \geq \frac{1}{\lambda_j T}, \quad j \in \mathbb{I}_d$$

Hence, a suboptimal choice for $\tilde{\boldsymbol{\Sigma}}$ is $\tilde{\boldsymbol{\Sigma}} = \mathbf{P} \text{diag}(\frac{1}{\lambda_1 T}, \dots, \frac{1}{\lambda_d T}) \mathbf{P}^{-1} = \frac{1}{T} \boldsymbol{\Sigma}^{-1}$, which is the choice adopted in this work.

Remark 3.2. The conditions we provided represent sufficient boundary conditions on $\tilde{\boldsymbol{\Sigma}}$ to ensure the boundedness of the transformed integrand. In other words, enforcing the semi-positive definiteness in the matrix inequality is sufficient, but not necessary. In fact, the boundedness can be

achieved even if the difference between the matrices is indefinite so as long they satisfy the following

$$\mathbf{y}^\top \left(\boldsymbol{\Sigma} - \frac{1}{T} \tilde{\boldsymbol{\Sigma}}^{-1} \right) \mathbf{y} = \sum_{i=1}^d \sum_{j=1}^d y_i y_j \left(\boldsymbol{\Sigma}_{ij} - \frac{1}{T} \tilde{\boldsymbol{\Sigma}}_{ij}^{-1} \right) \geq 0, \quad |y_j| \rightarrow \infty$$

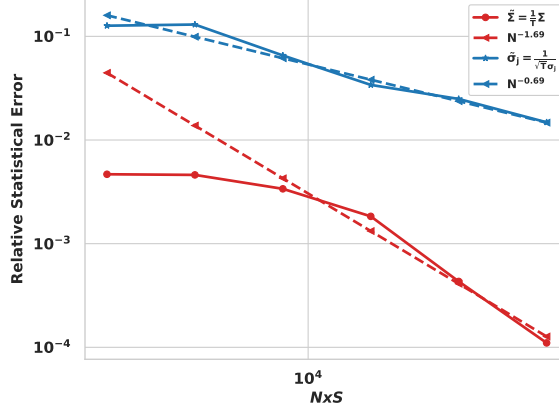
Which if more generally the EVD of $\tilde{\boldsymbol{\Sigma}}$ is given by $\tilde{\boldsymbol{\Sigma}} = \tilde{\mathbf{P}} \tilde{\mathbf{D}} \tilde{\mathbf{P}}^{-1}$, given in matrix form by

$$\sum_{j=1}^d \lambda_j \left(\mathbf{P}^\top \mathbf{y} \right)_j^2 - \frac{1}{T} \sum_{j=1}^d \frac{1}{\lambda_j} \left(\tilde{\mathbf{P}}^\top \mathbf{y} \right)_j^2 \geq 0, \quad |y_j| \rightarrow \infty$$

To evaluate the ICDF, $\Psi_{nor}^{-1}(\mathbf{u}; \tilde{\boldsymbol{\Sigma}})$, we suggest the use of the Cholesky decomposition to eliminate the dependence between the RVs. We can express the centered multivariate normal RV with a covariance matrix $\tilde{\boldsymbol{\Sigma}}$, $\mathbf{Y} \sim \mathcal{N}_d(\mathbf{0}, \tilde{\boldsymbol{\Sigma}})$, as $\mathbf{Y} = \tilde{\mathbf{L}} \mathbf{Z}$, where $\tilde{\mathbf{L}} \tilde{\mathbf{L}}^\top = \tilde{\boldsymbol{\Sigma}}$ is the Cholesky decomposition of $\tilde{\boldsymbol{\Sigma}}$, and $\mathbf{Z} \sim \mathcal{N}_d(\mathbf{0}, \mathbf{I}_d)$. Alternatively, one can use the EVD of the matrix $\tilde{\boldsymbol{\Sigma}}$, $\tilde{\boldsymbol{\Sigma}} = \mathbf{P} \mathbf{D} \mathbf{P}^{-1}$, and set $\tilde{\mathbf{L}} = \mathbf{P} \mathbf{D}^{\frac{1}{2}}$. Based on one of these representations, we obtain the following relation: $\Psi_{nor}^{-1}(\mathbf{u}; \tilde{\boldsymbol{\Sigma}}) = \tilde{\mathbf{L}} \Psi_{nor}^{-1}(\mathbf{u}; \mathbf{I}_d)$, where $\Psi_{nor}^{-1}(\mathbf{u}; \mathbf{I}_d)$ can be computed component-wise using the univariate ICDF i.e., $\Psi_{nor}^{-1}(\mathbf{u}; \mathbf{I}_d) = (\Psi_{nor}^{-1}(u_1; 1), \dots, \Psi_{nor}^{-1}(u_d; 1))$. In conclusion, the option price can be obtained by approximating the following integral using RQMC:

$$\int_{\mathbb{R}^d} g(\mathbf{y}) d\mathbf{y} = \int_{[0,1]^d} \frac{g\left(\tilde{\mathbf{L}} \Psi_{nor}^{-1}(\mathbf{u}; \mathbf{I}_d)\right)}{\psi^{nor}\left(\tilde{\mathbf{L}} \Psi_{nor}^{-1}(\mathbf{u}; \mathbf{I}_d)\right)} d\mathbf{u},$$

where $g(\cdot)$ is given by (2.2). Figure 3.3 reveals the importance of using the multivariate rule for the domain transformation (i.e., $\tilde{\boldsymbol{\Sigma}} = \frac{1}{T} \boldsymbol{\Sigma}$) compared to the univariate transformation rule (i.e., $\tilde{\sigma}_j = \frac{1}{\sqrt{T} \sigma_j}, j = 1, \dots, d$), when assets are correlated. The multivariate rule results in significantly superior convergence behavior of RQMC.



(a)

Figure 3.3: Convergence of the RQMC error for multivariate and univariate domain transformations in the case of a 2D call on the minimum option under the GBM model with $S_0^j = 100$, $K = 100$, $r = 0$, $T = 1$, $\sigma_j = 0.2$, $\rho = 0.7$, with $\Sigma_{ij} = \rho\sigma_i\sigma_j$ for $i, j = 1, 2$, $i \neq j$, $\Sigma_{ii} = \sigma_i^2$. N : number of QMC points; $S = 30$: number of digital shifts.

Remark 3.3. Alternative approaches to deal with the multivariate ICDF can rely on the Rosenblatt transformation, copula theory or normalizing flows mappings [46]. Investigating the efficiency of these alternatives is left for future work.

3.2.2 Domain transformation for the semi-heavy-tailed characteristic functions: illustration for the GH model

For the product-form domain transformation (independent assets), we refer the reader to Appendix D.

Non-factorizable domain transformation: The multivariate characteristic function of the GH model is defined for $\mathbf{z} \in \mathbb{C}^d$, $\Im[\mathbf{z}] \in \delta_X^{GH}$, by [58]

$$(3.11) \quad \phi_{\mathbf{X}_T}^{GH}(\mathbf{z}) = \left(\frac{\alpha^2 - \boldsymbol{\beta}^\top \boldsymbol{\Delta} \boldsymbol{\beta}}{\alpha^2 - (\boldsymbol{\beta} + i\mathbf{z})^\top \boldsymbol{\Delta} (\boldsymbol{\beta} + i\mathbf{z})} \right)^{\lambda/2} \frac{K_\lambda \left(\delta T \sqrt{\alpha^2 - (\boldsymbol{\beta} + i\mathbf{z})^\top \boldsymbol{\Delta} (\boldsymbol{\beta} + i\mathbf{z})} \right)}{K_\lambda \left(\delta T \sqrt{\alpha^2 - \boldsymbol{\beta}^\top \boldsymbol{\Delta} \boldsymbol{\beta}} \right)}$$

where $K_\lambda(\cdot)$ is a modified Bessel function of the third kind and $\lambda \in \mathbb{R}$. We note that $K_{-1/2}(x) = \sqrt{\frac{\pi}{2x}} e^{-x}$, hence for $\lambda = -\frac{1}{2}$, we recover the characteristic function of the NIG model given in Table 3.1, and the analysis provided in this section remains valid for any $\lambda \in \mathbb{R}$.

We choose a density that matches the functional form of the characteristic function (3.11), corresponding to the multivariate Laplace distribution, which is given by

$$(3.12) \quad \psi_{lap}(\mathbf{y}) = \frac{2}{(2\pi)^{\frac{d}{2}} \sqrt{\det(\tilde{\boldsymbol{\Sigma}})}} \left(\frac{\mathbf{y}^\top \tilde{\boldsymbol{\Sigma}}^{-1} \mathbf{y}}{2} \right)^{\frac{v}{2}} K_v \left(\sqrt{2\mathbf{y}^\top \tilde{\boldsymbol{\Sigma}}^{-1} \mathbf{y}} \right), \quad \mathbf{y} \in \mathbb{R}^d, \tilde{\boldsymbol{\Sigma}} \succeq 0,$$

with $v = \frac{2-d}{2}$. First, we note that the Bessel function satisfies the following property [58]:

$$(3.13) \quad K_\lambda(x) \stackrel{|x| \rightarrow \infty}{\sim} \sqrt{\frac{\pi}{2x}} e^{-x}.$$

Also, we have that for $\mathbf{z} = \mathbf{y} + i\mathbf{R}$, with $\mathbf{y}, \mathbf{R} \in \mathbb{R}^d$,

$$(3.14) \quad \alpha^2 - (\boldsymbol{\beta} + i\mathbf{y} - \mathbf{R})^\top \boldsymbol{\Delta} (\boldsymbol{\beta} + i\mathbf{y} - \mathbf{R}) \stackrel{|y_j| \rightarrow \infty}{\sim} -\mathbf{y}^\top \boldsymbol{\Delta} \mathbf{y}.$$

Using both approximations in (3.13) and (3.14), we can approximate the characteristic function of the GH model as follows:

$$(3.15) \quad \phi_{\mathbf{X}_T}^{GH}(\mathbf{y} + i\mathbf{R}) \stackrel{|y_j| \rightarrow \infty}{\sim} \left(\frac{\alpha^2 - \boldsymbol{\beta}^\top \boldsymbol{\Delta} \boldsymbol{\beta}}{\mathbf{y}^\top \boldsymbol{\Delta} \mathbf{y}} \right)^{\lambda/2} \sqrt{\frac{\pi}{2\delta T \sqrt{\mathbf{y}^\top \boldsymbol{\Delta} \mathbf{y}}}} \frac{\exp(-\delta T \mathbf{y}^\top \boldsymbol{\Delta} \mathbf{y})}{K_\lambda(\delta T \sqrt{\alpha^2 - \boldsymbol{\beta}^\top \boldsymbol{\Delta} \boldsymbol{\beta}})}.$$

Similarly, the PDF of the multivariate Laplace distribution can be approximated by

$$(3.16) \quad \psi_{lap}(\mathbf{y}) \stackrel{|y_j| \rightarrow \infty}{\sim} \frac{2 \left(\mathbf{y}^\top \tilde{\boldsymbol{\Sigma}} \mathbf{y} \right)^{v/2}}{(2\pi)^{d/2} \sqrt{\det(\tilde{\boldsymbol{\Sigma}})}} \sqrt{\frac{\pi}{2\sqrt{2\mathbf{y}^\top \tilde{\boldsymbol{\Sigma}} \mathbf{y}}}} \exp\left(-\sqrt{2\mathbf{y}^\top \tilde{\boldsymbol{\Sigma}} \mathbf{y}}\right).$$

Focusing on the leading asymptotic terms, we encapsulate the polynomial prefactors in the following notation

$$(3.17) \quad Q_{GH}(\mathbf{y}) := \left(\frac{\alpha^2 - \boldsymbol{\beta}^\top \boldsymbol{\Delta} \boldsymbol{\beta}}{\mathbf{y}^\top \boldsymbol{\Delta} \mathbf{y}} \right)^{\lambda/2} \sqrt{\frac{\pi}{2\delta T \sqrt{\mathbf{y}^\top \boldsymbol{\Delta} \mathbf{y}}}} \frac{1}{K_\lambda(\delta T \sqrt{\alpha^2 - \boldsymbol{\beta}^\top \boldsymbol{\Delta} \boldsymbol{\beta}})}.$$

$$(3.18) \quad Q_{lap}(\mathbf{y}) := \frac{2 \left(\mathbf{y}^\top \tilde{\boldsymbol{\Sigma}} \mathbf{y} \right)^{v/2}}{(2\pi)^{d/2}} \sqrt{\frac{\pi}{2\sqrt{2\mathbf{y}^\top \tilde{\boldsymbol{\Sigma}} \mathbf{y}}}}.$$

To determine a rule for the choice of $\tilde{\boldsymbol{\Sigma}}$, we concentrate on the tail behavior of the function $r_{lap}^{GH}(\mathbf{u})$:

$$(3.19) \quad r_{lap}^{GH}(\mathbf{u}) := \frac{\phi_{\mathbf{X}_T}^{GH}(\Psi_{lap}^{-1}(\mathbf{u}) + i\mathbf{R})}{\psi_{lap}(\Psi_{lap}^{-1}(\mathbf{u}))}, \quad \mathbf{u} \in [0, 1]^d, \mathbf{R} \in \delta_V^{NIG}.$$

With both the asymptotic approximations presented in (3.15) and (3.16), the boundary growth of $r_{lap}^{GH}(\mathbf{u})$ is controlled by the following term

$$r_{lap}^{GH}(\mathbf{u}) := \frac{Q_{GH}(\Psi_{lap}^{-1}(\mathbf{u}))}{Q_{lap}(\Psi_{lap}^{-1}(\mathbf{u}))} \underbrace{\sqrt{\det(\tilde{\boldsymbol{\Sigma}})} \exp\left(-\left(\delta T \sqrt{(\Psi_{lap}^{-1}(\mathbf{u}))^\top \boldsymbol{\Delta} \Psi_{lap}^{-1}(\mathbf{u})} - \sqrt{2(\Psi_{lap}^{-1}(\mathbf{u}))^\top \tilde{\boldsymbol{\Sigma}}^{-1} \Psi_{lap}^{-1}(\mathbf{u})}\right)\right)}_{h_{lap}^{GH}(\mathbf{u})}.$$

The function $x \mapsto \sqrt{x}$ is monotonic; thus,

$$\sqrt{\delta^2 T^2 \mathbf{y}^\top \boldsymbol{\Delta} \mathbf{y}} - \sqrt{2\mathbf{y}^\top \tilde{\boldsymbol{\Sigma}}^{-1} \mathbf{y}} \geq 0 \iff \mathbf{y}^\top \left(\delta^2 T^2 \boldsymbol{\Delta} - 2\tilde{\boldsymbol{\Sigma}}^{-1} \right) \mathbf{y} \geq 0, \quad \mathbf{y} \in \mathbb{R}^d.$$

Therefore, we enumerate three possible limits:

$$(3.20) \quad \lim_{u_j \rightarrow 0} h_{lap}^{GH}(\mathbf{u}) = \begin{cases} +\infty & \text{if } \delta^2 T^2 \mathbf{\Delta} - 2\tilde{\mathbf{\Sigma}}^{-1} \prec 0 \text{ (i),} \\ \sqrt{\det(\tilde{\mathbf{\Sigma}})} & \text{if } \tilde{\mathbf{\Sigma}} = \frac{2}{\delta^2 T^2} \mathbf{\Delta}^{-1} \text{ (ii),} \\ 0 & \text{if } \delta^2 T^2 \mathbf{\Delta} - 2\tilde{\mathbf{\Sigma}}^{-1} \succ 0 \text{ (iii).} \end{cases}$$

From (3.20), a sufficient condition to eliminate the singularity at the boundary is to set $\tilde{\mathbf{\Sigma}}$ such that the matrix $\delta^2 T^2 \mathbf{\Delta} - 2\tilde{\mathbf{\Sigma}}^{-1} \succeq 0$. The problem of finding such a matrix does not have a unique solution; hence, we propose a candidate construction. The matrix $\mathbf{\Delta}$ is a real symmetric matrix; thus, via the spectral theorem, it has a principal value factorization (i.e., $\mathbf{\Delta} = \mathbf{P}\mathbf{D}\mathbf{P}^{-1}$), where $\mathbf{D} = \text{diag}(\lambda_1, \dots, \lambda_d)$ with $\lambda_j > 0, j = 1, \dots, d$, because $\mathbf{\Delta}$ is positive-definite. Therefore, we propose the construction $\tilde{\mathbf{\Sigma}} := \mathbf{P}\tilde{\mathbf{D}}\mathbf{P}^{-1}$, where $\tilde{\mathbf{D}} = \text{diag}(\tilde{\lambda}_1, \dots, \tilde{\lambda}_d)$ such that $\delta^2 T^2 \mathbf{\Delta} - 2\tilde{\mathbf{\Sigma}}^{-1} \succeq 0$. This condition can be rewritten as follows:

$$(3.21) \quad \mathbf{P}(\delta^2 T^2 \mathbf{D} - 2\tilde{\mathbf{D}}^{-1})\mathbf{P}^{-1} \succeq 0 \iff \tilde{\lambda}_j \geq \frac{2}{\lambda_j \delta^2 T^2}, \quad j \in \mathbb{I}_d.$$

Furthermore, the integrand is proportional to $\det(\tilde{\mathbf{\Sigma}}) = \prod_{j=1}^d \tilde{\lambda}_j$; therefore, the aim is to select the matrix with a minimal determinant that satisfies the inequality in (3.21). Consequently, we propose the matrix $\tilde{\mathbf{\Sigma}}$ by setting $\tilde{\mathbf{\Sigma}} = \mathbf{P} \text{diag}(\frac{2}{\lambda_1 \delta^2 T^2}, \dots, \frac{2}{\lambda_d \delta^2 T^2}) \mathbf{P}^{-1} = \frac{2}{\delta^2 T^2} \mathbf{\Delta}^{-1}$.

An additional challenge is that the ICDF, $\Psi_{lap}^{-1}(\mathbf{u})$, does not have a closed-form expression or an efficient numerical approximation. To overcome this challenge, we represent the multivariate Laplace distribution as a mixture of normal distributions, as stated in Theorem 6.3.1 in [36], and derive an alternative integral representation of (2.1) that avoids the computation of $\Psi_{lap}^{-1}(\cdot)$.

Proposition 3.4. *We let $g(\cdot)$ denote the integrand defined in (2.2), then its integral over \mathbb{R}^d can be expressed using Fubini's theorem, as follows:*

$$(3.22) \quad \int_{\mathbb{R}^d} g(\mathbf{y}) d\mathbf{y} = \int_{[0,1]^{d+1}} \frac{g\left(\sqrt{\Psi_W^{-1}(u_{d+1})} \tilde{\mathbf{L}} \Psi_Z^{-1}(\mathbf{u}_{1:d})\right)}{\psi_{\mathbf{Y}}\left(\sqrt{\Psi_W^{-1}(u_{d+1})} \tilde{\mathbf{L}} \Psi_Z^{-1}(\mathbf{u}_{1:d})\right)} d\mathbf{u}$$

where $\psi_{\mathbf{Y}}(\cdot)$ is the PDF of the multivariate Laplace distribution with zero mean and covariance matrix $\tilde{\mathbf{\Sigma}}$, as given in (3.12). $\Psi_W^{-1}(\cdot)$ is the ICDF of the exponential distribution with rate equal to 1. $\Psi_Z^{-1}(\cdot)$ is the ICDF of the multivariate standard normal distribution, and $\tilde{\mathbf{L}}$ corresponds to the square root of the matrix $\tilde{\mathbf{\Sigma}}$.

Proof. Appendix E presents the proof. □

3.2.3 Domain transformation for heavy-tailed characteristic functions: illustration for the VG model

In this section we follow the same steps as in Sections 3.2.1 and 3.2.2 to obtain an appropriate domain transformation for models with heavy-tailed characteristic functions, illustrating with an example of the VG model. For the treatment of the product-form domain transformation we refer the reader to Appendix F.

Non-factorizable domain transformation: In general, we cannot factor the joint characteristic function into the product of the marginal characteristic functions and we have that

$$(3.23) \quad \phi_{\mathbf{X}_T}^{VG} := \left(1 - i\nu \mathbf{z}^\top \boldsymbol{\theta} + \frac{\nu}{2} \mathbf{z}^\top \boldsymbol{\Sigma} \mathbf{z}\right)^{-\frac{T}{\nu}}, \quad \mathbf{z} \in \mathbb{C}^d, \Im[\mathbf{z}] \in \delta_X^{VG}.$$

Hence, we select the proposal density $\psi^{stu}(\cdot)$ corresponding to the PDF of the multivariate generalized Student's t -distribution, given by

$$(3.24) \quad \psi^{stu}(\mathbf{y}) = \frac{C_{\tilde{\nu}}}{\sqrt{\det(\tilde{\boldsymbol{\Sigma}})}} \left(1 + \frac{1}{\tilde{\nu}} \left(\mathbf{y}^\top \tilde{\boldsymbol{\Sigma}}^{-1} \mathbf{y}\right)\right)^{-\frac{\tilde{\nu}+d}{2}}, \quad \mathbf{y} \in \mathbb{R}^d, \tilde{\nu} > 0, \tilde{\boldsymbol{\Sigma}} \succ 0,$$

where

$$(3.25) \quad C_{\tilde{\nu}} := \frac{\Gamma\left(\frac{\tilde{\nu}+d}{2}\right)}{\Gamma\left(\frac{\tilde{\nu}}{2}\right) \tilde{\nu}^{\frac{d}{2}} \pi^{\frac{d}{2}}} > 0.$$

Then, the function $r_{stu}^{VG}(\mathbf{u})$ controls the growth of the integrand near the boundary:

$$(3.26) \quad r_{stu}^{VG}(\mathbf{u}) := \frac{\phi_{\mathbf{X}_T}^{VG}(\Psi_{stu}^{-1}(\mathbf{u}) + i\mathbf{R})}{\psi^{stu}(\Psi_{stu}^{-1}(\mathbf{u}))}, \quad \mathbf{u} \in [0, 1]^d, \mathbf{R} \in \delta_V^{VG}.$$

The characteristic function can be approximated near $|y_j| \rightarrow \infty$ as follows:

$$(3.27) \quad \begin{aligned} \phi_{\mathbf{X}_T}^{VG}(\mathbf{y} + i\mathbf{R}) &= \left(\frac{\nu}{2} \mathbf{y}^\top \boldsymbol{\Sigma} \mathbf{y} \left(1 + i\frac{2}{\nu} \frac{\mathbf{R}^\top \boldsymbol{\Sigma} \mathbf{y} - \boldsymbol{\theta}^\top \mathbf{y}}{\mathbf{y}^\top \boldsymbol{\Sigma} \mathbf{y}} + \frac{2}{\nu} \frac{1 - \nu \boldsymbol{\theta}^\top \mathbf{R} - \frac{\nu}{2} \mathbf{R}^\top \boldsymbol{\Sigma} \mathbf{R}}{\mathbf{y}^\top \boldsymbol{\Sigma} \mathbf{y}}\right)\right)^{-T/\nu} \\ &\underset{|y_j| \rightarrow \infty}{\sim} \left(\frac{\nu}{2} \mathbf{y}^\top \boldsymbol{\Sigma} \mathbf{y}\right)^{-T/\nu}. \end{aligned}$$

Furthermore, the multivariate generalized Student's t density can be approximated asymptotically as $u_j \rightarrow 0$ by

$$(3.28) \quad \psi^{stu}(\mathbf{y}) \underset{|y_j| \rightarrow \infty}{\sim} \frac{C_{\tilde{\nu}}}{\sqrt{\det(\tilde{\boldsymbol{\Sigma}})}} \left(\frac{1}{\tilde{\nu}} \mathbf{y}^\top \tilde{\boldsymbol{\Sigma}}^{-1} \mathbf{y}\right)^{-\frac{\tilde{\nu}+d}{2}}.$$

By applying the asymptotic relations in (3.27) and (3.28), we approximate the function $r_{stu}^{VG}(\mathbf{u})$ as follows:

$$r_{stu}^{VG}(\mathbf{u}) \underset{u_j \rightarrow 0}{\sim} \underbrace{\frac{\sqrt{\det(\tilde{\boldsymbol{\Sigma}})}}{C_{\tilde{\nu}}} \exp\left(-\left(\frac{T}{\nu} \log\left((\Psi^{-1}(\mathbf{u}))^\top \boldsymbol{\Sigma} \Psi^{-1}(\mathbf{u})\right) - \frac{\tilde{\nu}+d}{2} \log\left((\Psi^{-1}(\mathbf{u}))^\top \tilde{\boldsymbol{\Sigma}}^{-1} \Psi^{-1}(\mathbf{u})\right)\right)\right)}_{h_{stu}^{VG}(\mathbf{u})},$$

where

$$C'_{\tilde{\nu}} := C_{\tilde{\nu}} \exp \left(\frac{T}{\tilde{\nu}} \log \left(\frac{\nu}{2} \right) + \frac{\tilde{\nu} + d}{2} \log(\tilde{\nu}) \right).$$

The function $h_{stu}^{VG}(\mathbf{u})$ controls the boundary growth of the integrand. In contrast to the case of the GBM and the GH models, the removal of the singularity at the boundary depends on the interplay of two parameters: $\tilde{\nu}$ and the covariance matrix $\tilde{\Sigma}$. By the monotonicity of $x \mapsto \log(x)$, we have

$$(3.29) \quad \log(\mathbf{y}^\top \Sigma \mathbf{y}) - \log(\mathbf{y}^\top \tilde{\Sigma}^{-1} \mathbf{y}) \geq 0 \iff \mathbf{y}^\top (\Sigma - \tilde{\Sigma}^{-1}) \mathbf{y} \geq 0.$$

Equation (3.29) indicates that if $\tilde{\nu} = \frac{2T}{\nu} - d$, then we focus on the three following cases

$$(3.30) \quad \lim_{u_j \rightarrow 0} h_{stu}^{VG}(\mathbf{u}) = \begin{cases} +\infty & \text{if } \Sigma - \tilde{\Sigma}^{-1} \prec 0 \text{ (i),} \\ \frac{\sqrt{\det(\tilde{\Sigma})}}{C'_{\tilde{\nu}}} & \text{if } \tilde{\Sigma} = \Sigma^{-1} \text{ (ii),} \\ 0 & \text{if } \Sigma - \tilde{\Sigma}^{-1} \succ 0 \text{ (iii).} \end{cases}$$

From (3.30), if $\tilde{\nu} = \frac{2T}{\nu} - d$, an appropriate choice of $\tilde{\Sigma}$ is one such that $\Sigma - \tilde{\Sigma}^{-1} \succeq 0$, but with smallest possible eigenvalues to minimize the term $\sqrt{\det(\tilde{\Sigma})}$. We remark that the case when $\Sigma - \tilde{\Sigma}^{-1}$ is an indefinite matrix is inconclusive. In contrast, for (3.2.3), setting $\tilde{\Sigma} = \Sigma^{-1}$, we focus on the following three possible conditions:

$$(3.31) \quad \lim_{u_j \rightarrow 0} h_{stu}^{VG}(\mathbf{u}) = \begin{cases} +\infty & \text{if } \tilde{\nu} > \frac{2T}{\nu} - d \text{ (i),} \\ \frac{\sqrt{\det(\tilde{\Sigma})}}{C'_{\tilde{\nu}}} & \text{if } \tilde{\nu} = \frac{2T}{\nu} - d \text{ (ii),} \\ 0 & \text{if } \tilde{\nu} < \frac{2T}{\nu} - d \text{ (iii).} \end{cases}$$

From (3.31), if $\tilde{\Sigma} = \Sigma^{-1}$, an appropriate choice of $\tilde{\nu}$ is given by $\tilde{\nu} = \bar{\nu} - \epsilon$, where $\bar{\nu} = \frac{2T}{\nu} - d$, $\epsilon \geq 0$. In this case, increasing the value of ϵ decreases the value of $\tilde{\nu}$, which increases the value of the constant factor $C'_{\tilde{\nu}} \propto (\tilde{\nu})^{-\frac{d}{2}+1} \log(\tilde{\nu})$ and hence reduces the constant factor multiplying the integrand. This result indicates that, for a fixed $\tilde{\Sigma} = \Sigma^{-1}$, reducing the value of $\tilde{\nu}$, which makes the tails of $\psi_{stu}(\cdot)$ heavier, may improve the performance of RQMC.

The suggested domain transformation necessitates the numerical evaluation of the ICDF of the multivariate generalized Student's t -distribution, $\Psi_{stu}^{-1}(\mathbf{u})$. This inversion poses numerical challenges because it cannot be performed componentwise as it can with independent assets (see Appendix F). Consequently, we adopt a similar approach to that employed for the GH model. We represent the generalized Student's t -distribution in the multivariate normal variance mixture form and use the Cholesky or principal component factorization to eliminate the dependence structure. The resulting representation (see Equation (3.32)) is a critical tool that avoids the computation of the ICDF, as presented in Proposition 3.5.

Proposition 3.5. *We let $g(\cdot)$ denote the integrand defined in (2.2). Then, its integral over \mathbb{R}^d can be expressed using Fubini's theorem, as follows:*

$$(3.32) \quad \int_{\mathbb{R}^d} g(\mathbf{y}) d\mathbf{y} = \int_{[0,1]^{d+1}} \frac{g\left(\frac{\tilde{\mathbf{L}}\Psi_{\mathbf{Z}}^{-1}(\mathbf{u}_{1:d})}{\sqrt{\Psi_W^{-1}(u_{d+1})}}\right)}{\psi_{\mathbf{Y}}\left(\frac{\tilde{\mathbf{L}}\Psi_{\mathbf{Z}}^{-1}(\mathbf{u}_{1:d})}{\sqrt{\Psi_W^{-1}(u_{d+1})}}\right)} d\mathbf{u}$$

where $\psi_{\mathbf{Y}}(\cdot)$ is the PDF of the multivariate Student- t distribution with zero mean, covariance matrix $\tilde{\Sigma}$ and degrees of freedom $\tilde{\nu}$, as given in (3.24). $\Psi_W^{-1}(\cdot)$ is the ICDF of the chi-squared distribution with degrees of freedom $\tilde{\nu}$. $\Psi_{\mathbf{Z}}^{-1}(\cdot)$ is the ICDF of the multivariate standard normal distribution, and $\tilde{\mathbf{L}}$ corresponds to the square root of the matrix $\tilde{\nu}\tilde{\Sigma}$.

Proof. Appendix G presents the proof. □

We conclude this section on domain transformation with a few final remarks.

Remark 3.6 (Transformation for heavy-tailed characteristic functions). In contrast to the GBM and GH models, the characteristic function of the VG model decays polynomially. Consequently, the conditions derived in (F.3), (3.30), and (3.31) are rather conservative. Even if the boundary growth conditions are not strictly satisfied, we may not observe singularity at the boundary because the decay of the density $\psi_{stu}(\cdot)$ is no longer always faster than the decay of the payoff's Fourier transform $\hat{P}(\cdot)$.

Remark 3.7 (Extension to other models). The characteristic functions in the Merton jump-diffusion model and Kou's model share a functional form similar to that of the GBM model, with additional terms that decay in the real argument (see [34]). As a result, the same transformation applied to the GBM model remains valid for these models. Similarly, [42] derived an estimate for the decay rate of the Heston model, showing it to have a double-exponential decay. Consequently, the approach used for the GH model can be applied to the Heston model.

In contrast, handling the CGMY model requires more careful consideration, as the choice of transformation depends on the parameter Y that governs the power in the exponent. Different transformations are appropriate depending on the value of Y . If $Y \in (1, 2)$, a semi-heavy-tailed transformation is suitable, whereas for $Y \in (0, 1)$, a heavy-tailed transformation should be used.

Remark 3.8 (Damping parameters). The value of the damping parameters is independent of the domain transformation; thus, the rule proposed in [4] remains the same in this work. The independence comes from using the damping parameters that minimize the peak of the integrand at the origin, corresponding to $\Psi^{-1}(\mathbf{u}) = \mathbf{0}$ i.e., $\mathbf{u} = (\frac{1}{2}, \dots, \frac{1}{2})$ for the transformed integrand. Hence, the original integrand is divided by $\psi(\mathbf{0})$, a constant term independent of \mathbf{R} . We find that it is numerically more stable to minimize the peak of the log-transformed integrand i.e., $\log(|g(\mathbf{0}; \mathbf{R})|)$ instead of minimizing the peak of the integrand i.e., $g(\mathbf{0}; \mathbf{R})$. For high-dimensional problems $d > 10$, some optimizers, such as L-BFGS-B [68], may not converge to the optimal solution. However, the trust-region method (see [10]) was empirically observed to be robust in high dimensions.

4 Numerical Experiments and Results

This section presents the results of numerical experiments conducted for pricing multi-asset European basket put with equal weights (i.e., $w_i = \frac{1}{d}$), spread call, call on minimum (call on min), and cash-or-nothing (CON) call options. Table 4.1 presents the scaled version of these payoffs and their Fourier transforms. These payoff functions adhere to the assumption outlined in 2.2. Further details on their derivation are provided in [16, 30, 31].

| Payoff | $P(\mathbf{X}_T)$ | $\widehat{P}(\mathbf{z})$ |
|-------------|--|--|
| Basket put | $\max\left(1 - \sum_{j=1}^d e^{X_T^j}, 0\right)$ | $\frac{\prod_{j=1}^d \Gamma(-iz_j)}{\Gamma(-i\sum_{j=1}^d z_j + 2)}$ |
| Spread call | $\max\left(e^{X_T^1} - \sum_{j=2}^d e^{X_T^j} - K, 0\right)$ | $\frac{\Gamma(i(z_1 + \sum_{j=2}^d z_j) - 1) \prod_{j=2}^d \Gamma(-iz_j)}{\Gamma(iz_1 + 1)}$ |
| Call on min | $\max\left(\min\left(e^{X_T^1}, \dots, e^{X_T^d}\right) - 1, 0\right)$ | $\frac{1}{(i(\sum_{j=1}^d z_j) - 1) \prod_{j=1}^d (iz_j)}$ |
| CON call | $\prod_{j=1}^d \mathbb{1}_{\{e^{X_T^j} > 1\}}(X_T^j)$ | $\prod_{j=1}^d \left(\frac{1}{iz_j}\right)$ |

Table 4.1: Payoff functions (scaled), $P(\mathbf{X}_T)$, their extended Fourier transform, $\widehat{P}(\mathbf{z})$. The corresponding domain of analyticity for each of the payoff functions, δ_P , is provided in Table C.1.

We note that when working with scaled payoffs, it is necessary to define the variable X_t^j appropriately. For a basket put option, this is given by: $X_t^j := \log\left(\frac{S_t^j}{dK}\right)$, while for a call on min, CON call options and spread call, it is defined as: $X_t^j := \log\left(\frac{S_t^j}{K}\right)$. We tested the performance of RQMC with the appropriate domain transformation (see Section 3) for the GBM, VG, and GH models with various parameter constellations and dimensions $d = 1, \dots, 15$. The tested model parameters of marginal distributions are taken from the literature on model calibration [34, 7, 1, 26]. We considered relative errors normalized by the reference prices to compare the methods. The statistical error of RQMC is defined as in (2.6), and the relative statistical error is given by

$$\text{Relative Statistical Error} = \frac{\text{Statistical Error}}{\text{Reference Value}},$$

where the reference values are computed using the MC method with $M = 10^8$ samples. The numerical results were obtained using Google Colab with the standard configuration. The code containing the implementation of our proposed approach is available on GitHub⁷.

Through various tested examples, Section 4.1 demonstrates the sensitivity of the convergence of the RQMC method to the choice of parameters in the domain transformation. Then, Section 4.2 demonstrates that RQMC, with a suitable domain transformation, achieves substantial computational gains over the MC method in the physical domain for various payoffs, dimensions and

⁷<https://github.com/Michael-Samet/Quasi-Monte-Carlo-for-Efficient-Fourier-Pricing>

parameter constellations. Finally, Section 4.3 reveals that the RQMC applied in the Fourier space performs significantly better than the TP quadrature in the Fourier space and the MC method in the physical space for options with up to 15 assets for some payoffs. For comparison with applying the MC method in the Fourier space, we refer the reader to the Section Appendix H.

4.1 Effect of Domain Transformation on RQMC Convergence

This section illustrates the effect of the parameters of the distribution proposed for the domain transformation in Section 3 on the convergence of the RQMC method for put options in 1D under the GBM, VG, and GH models. Figures 4.1a, 4.2a, 4.3b, and 4.4a demonstrate that the values of the parameters that do not satisfy the boundary growth conditions presented in Table 3.2 lead to integrands unbounded near the boundary of $[0, 1]$. Moreover, Figures 4.1b, 4.2b, 4.3a, and 4.4b demonstrate that these singular integrands exhibit much slower convergence rates of the QMC method. For instance, Figure 4.1a indicates that, for the GBM model, when the boundary growth condition is violated (i.e., $\tilde{\sigma} = 1 < \frac{1}{\sqrt{T}\sigma} = 5$), the integrand $\tilde{g}(u)$ increases considerably near the boundary, and the associated convergence of RQMC deteriorates. This case is interesting because the choice of $\tilde{\sigma} = 1$ is typical in the literature (e.g., in [2]). The parameter $\tilde{\sigma}$ does not carry a physical significance; thus, the transformation is usually performed using the standard normal distribution, which adversely affects the convergence in our setting. The corresponding error is two magnitudes larger than the error obtained by RQMC when the parameter $\tilde{\sigma}$ satisfies the boundary growth condition. In addition, Figures 4.3a, 4.3a visualize the considerable influence of the choice of both parameters, $\tilde{\nu}$ and $\tilde{\sigma}$, on the convergence of RQMC in the VG model. These results motivate the use of the generalized Student's t -distribution instead of its standard counterpart in which the scaling parameter is fixed to $\tilde{\sigma} = 1$, as in [55]. Finally, Figure 4.2b illustrates that, for the GH model, the error of RQMC is about three orders of magnitude lower than the case of $\tilde{\sigma} = 1$, if the domain transformation parameters are chosen appropriately, according to the procedure proposed in Section 3.2.2.

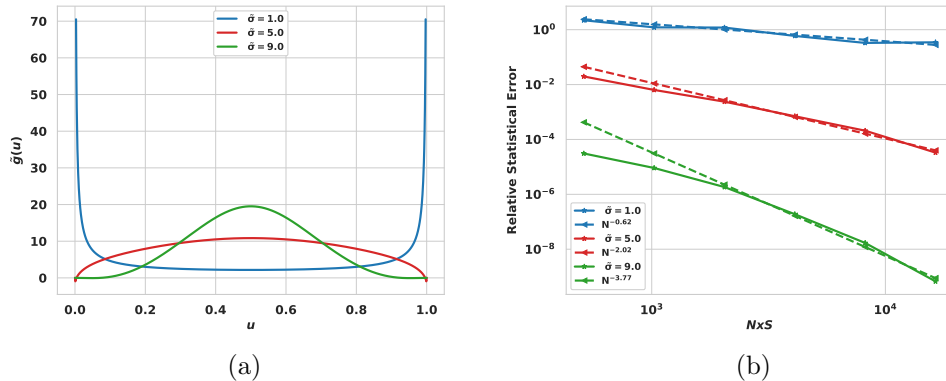


Figure 4.1: Effect of the parameter $\tilde{\sigma}$ on (a) the shape of the transformed integrand $\tilde{g}(u)$ and (b) convergence of the relative statistical error of RQMC with $S_0 = 100$, $K = 100$, $r = 0$, $T = 1$, and $\sigma = 0.2$ for a one-dimensional call option under the GBM model. N : number of QMC points; $S = 32$: number of digital shifts. Boundary growth condition limit: $\tilde{\sigma} = \frac{1}{\sqrt{T}\sigma} = 5$.

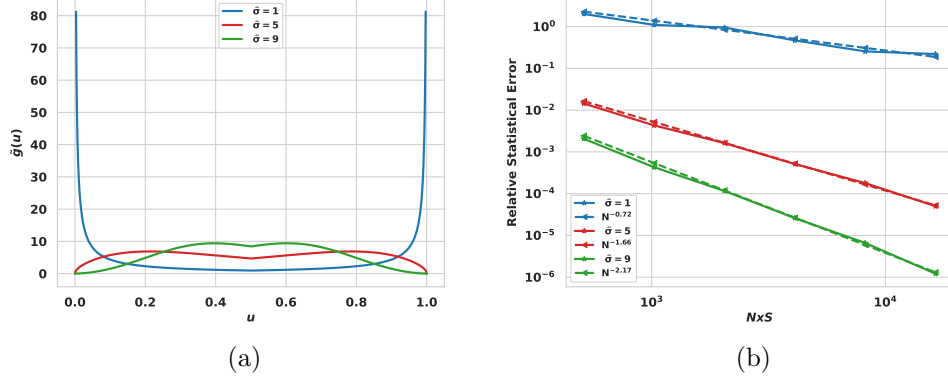


Figure 4.2: Effect of the parameter $\tilde{\sigma}$ on (a) the shape of the transformed integrand $\tilde{g}(u)$ and (b) convergence of the relative statistical error of RQMC with $S_0 = 100$, $K = 100$, $r = 0$, $T = 1$, $\alpha = 20$, $\beta = -3$, $\delta = 0.2$ and $\lambda = 1$ for a one-dimensional call option under the GH model. N : number of QMC points; $S = 32$: number of digital shifts. Boundary growth condition limit: $\bar{\sigma} = \frac{1}{T\delta} = 5$.

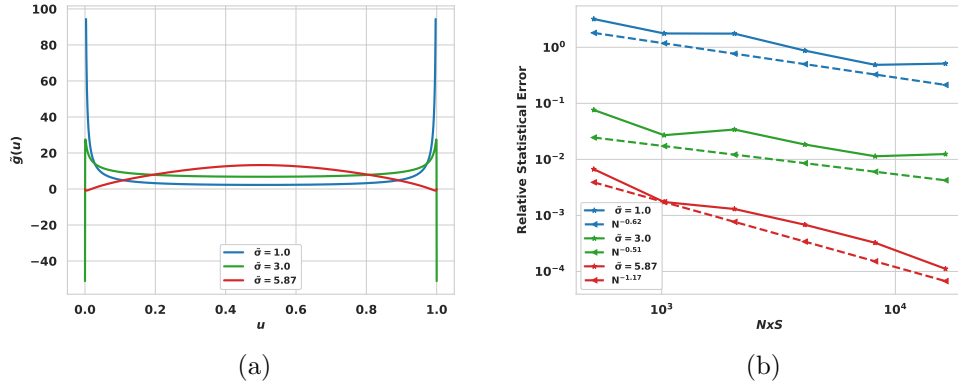


Figure 4.3: Effect of the parameter $\tilde{\sigma}$ on (a) the shape of the transformed integrand $\tilde{g}(u)$ and (b) convergence of the RQMC error for a one-dimensional call option under the VG model with $S_0 = 100$, $K = 100$, $r = 0$, $T = 1$, $\sigma = 0.2$, $\theta = -0.3$, and $\nu = 0.1$. N : number of QMC points; $S = 32$: number of digital shifts. For the domain transformation, $\tilde{\nu} = \frac{2T}{\nu} - 1 = 19$. The critical value for the domain transformation is $\tilde{\sigma} = \left[\frac{\nu\sigma^2\tilde{\nu}}{2} \right]^{\frac{T}{\nu-2T}} (C_{\tilde{\nu}})^{-\frac{\nu}{\nu-2T}} = 5.29$.

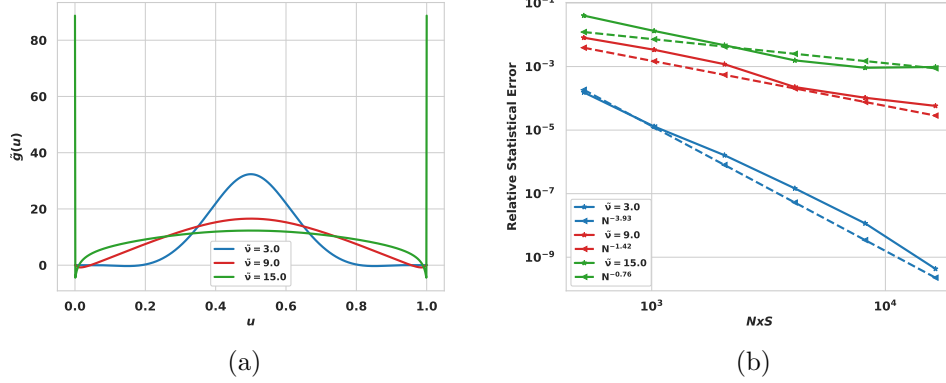
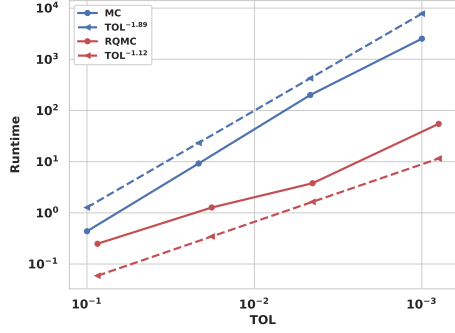


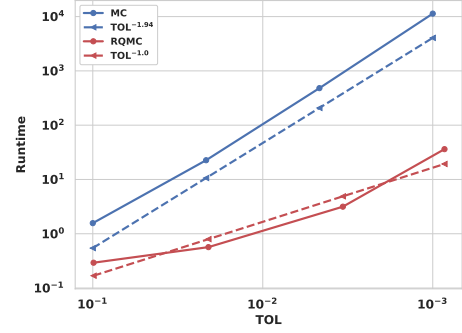
Figure 4.4: Effect of the parameter $\tilde{\nu}$ on (a) the shape of the transformed integrand $\tilde{g}(u)$ and (b) convergence of the RQMC error for a one-dimensional call option under the VG model with $S_0 = 100$, $K = 100$, $r = 0$, $T = 1$, $\sigma = 0.2$, $\theta = -0.3$, and $\nu = 0.2$. N : number of QMC points; $S = 32$: number of digital shifts. For the domain transformation, $\tilde{\sigma} = \left[\frac{\nu \sigma^2 \tilde{\nu}}{2} \right]^{\frac{T}{\nu - 2T}} (C_{\tilde{\nu}})^{-\frac{\nu}{\nu - 2T}}$ for each value of $\tilde{\nu}$. The critical value for the domain transformation is $\bar{\nu} = \frac{2T}{\nu} - 1 = 9$.

4.2 Computational Comparison of the Proposed Approach with the MC method in the Physical Space

This section demonstrates the advantage of the RQMC method in the Fourier space compared to the MC method in the physical space when the domain transformation from \mathbb{R}^d to $[0, 1]^d$ is appropriately performed as proposed in Section 3.2. For illustration, we cover some examples of call on min, CON call, basket put and spread call options under the VG and the GH models. Figures 4.5b and 4.5a reveal that the proposed approach outperforms significantly the MC method for options with up to six assets, particularly for relative deep tolerances because the convergence rate of RQMC can be up to double as fast as the rates the MC method. On the other hand, the advantage of using the RQMC over the MC method is less pronounced for the basket put and spread call options, which we illustrate for the example of the GH model. Figures 4.6a and 4.6b show that for three-dimensional basket put and spread call options, the advantage of using RQMC in the Fourier space over the MC method depends on the target relative tolerance level, with clear advantage observed for tolerances lower than $\text{TOL} = 10^{-2}$, similar conclusion was drawn in the work of [32]. We note that in comparison to call on min and CON call options in Figures 4.8c and 4.8d, the runtime of the RQMC method to achieve the $\text{TOL} = 10^{-1}$ is slower, although the convergence rates are superior to those of the MC method. Nevertheless, Figures 4.7a and 4.7b demonstrate that the RQMC method handles basket put and spread call options which are deep out-of-the-money significantly better than the MC method.

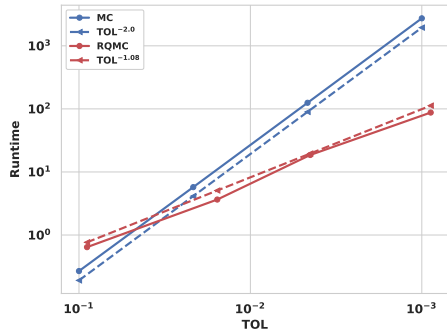


(a) 6D-CON call

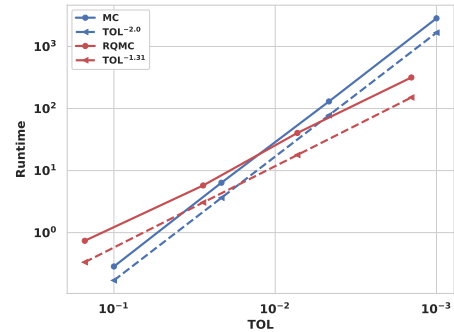


(b) 6D-call on min

Figure 4.5: VG: Average runtime in seconds with respect to relative tolerance levels TOL for (a) the six-dimensional CON call and (b) six-dimensional call on min option with for $S_0^j = 100$, $K = 100$, $r = 0$, $T = 1$, $\sigma_j = 0.4$, $\theta_j = -0.3$, $\nu = 0.1$ for all $j = 1, \dots, 6$, and $\Sigma_{ij} = \rho_{ij}\sigma_i\sigma_j$ with $\rho_{ij} = \frac{0.2}{1+0.1|i-j|}$. The used domain transformation parameters are as in Table 3.3.

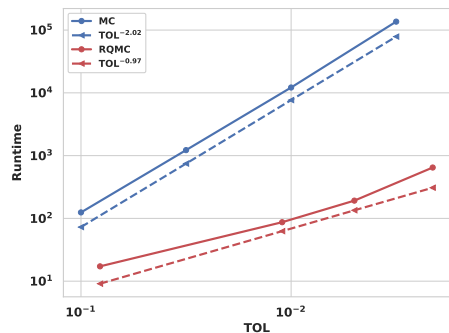


(a) 3D-basket put

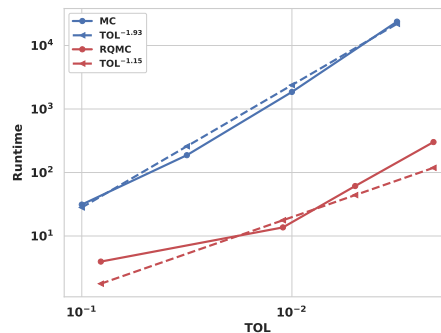


(b) 3D-spread call

Figure 4.6: GH: Average runtime in seconds with respect to relative tolerance levels TOL for (a) the three-dimensional basket put with $S_0^j = 100$ and $K = 100$ for $j = 1, \dots, 3$ and (b) three-dimensional spread call with $S_0^1 = 100$, $S_0^j = \frac{100}{3}$ for $j = 1, 2$, and $K = \frac{100}{3}$. Both experiments are done with parameters $r = 0$, $T = 1$, $\alpha = 10$, $\beta_j = -3$, $\delta = 0.2$, $\lambda = -\frac{1}{2}$ for all $j = 1, \dots, 3$, and $\Delta = \mathbf{I}_3$. The used domain transformation parameters are as in Table 3.3.



(a) 3D-basket put

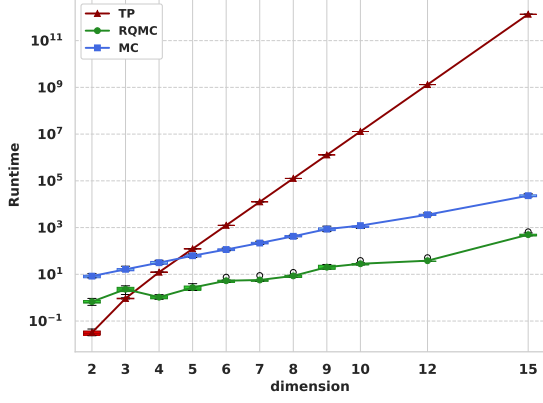


(b) 3D-spread call

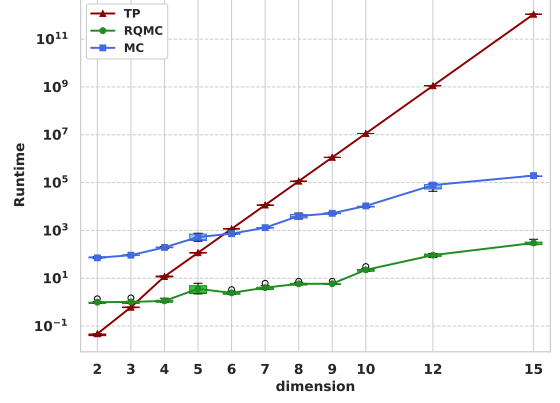
Figure 4.7: GH: Average runtime in seconds with respect to relative tolerance levels TOL for (a) the three-dimensional basket put with $S_0^j = 100$ and $K = 60$ for $j = 1, \dots, 3$ and (b) three-dimensional spread call with $S_0^1 = 100$, $S_0^j = 50$ for $j = 1, 2$, and $K = 50$. Both experiments are done with parameters $r = 0, T = 1, \alpha = 10, \beta_j = -3, \delta = 0.2, \lambda = -\frac{1}{2}$ for all $j = 1, \dots, 3$, and $\Delta = \mathbf{I}_3$. The used domain transformation parameters are as in Table 3.3.

4.3 Runtime Comparison of RQMC with the MC and TP Quadratures

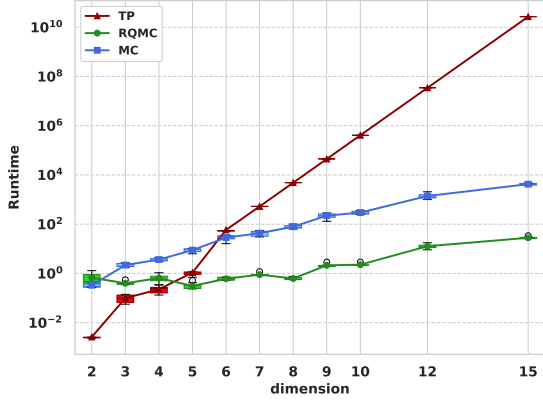
This section aims to compare the computational efficiency of the RQMC method with the commonly employed MC method in the physical space and the TP Gauss–Laguerre quadrature in the Fourier domain [66]. The runtimes in Figure 4.8 are the average times in seconds of seven runs for each of the methods to achieve a relative tolerance $\text{TOL} = 10^{-2}$. For the TP approach, only central processing unit (CPU) times of up to five dimensions are measured in Python, and the values for the higher dimensions are numerically extrapolated due to the very slow convergence. For the MC and RQMC methods, the criterion for error convergence is the relative statistical error being less than the relative tolerance of $\text{TOL} = 10^{-2}$. In contrast, for the TP quadrature, the stopping criterion is based on the exact relative error. The exact relative error is defined as the normalized absolute difference between the TP quadrature estimate and reference value computed using the MC method with $M = 10^9$ samples. Consequently, the statistical error of the MC and RQMC methods is an upper bound; thus, the CPU times for the MC and RQMC methods are conservative because, in practice, they converge faster with respect to the exact relative error. Figures 4.8a, 4.8b, 4.8c, 4.8d illustrate that the RQMC method applied in the Fourier space alleviates the curse of dimensionality, in contrast to the TP quadrature rule for which the cost grows exponentially with the dimensions. If the contour of integration is appropriately chosen and the domain transformation is handled carefully based on the proposed approach, the RQMC method significantly outperforms the MC method and TP quadrature for options with up to 15 underlying assets for the call on min and CON call options under GH and VG models. In addition, although the convergence rate of the MC method is dimension-independent, the implied error constant increases with the dimensions. As a result, the RQMC approach reaches the target relative tolerance about 100 times faster than the MC method in the case of call on min options, and 1000 times faster in the case of CON call options.



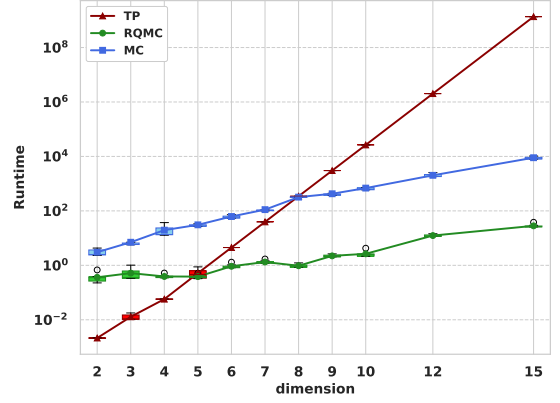
(a) GH: call on min



(b) GH: CON call



(c) VG: call on min



(d) VG: CON call

Figure 4.8: Comparison of runtime (in seconds) for the RQMC and TP quadrature methods in Fourier space, and the MC method in physical space, to achieve a relative error of $TOL = 10^{-2}$ across varying dimensions. Results are presented for two models: (a,b) the GH model with parameters $\alpha = 12$, $\beta_j = -3$, $\delta = 0.2$, $\lambda = -\frac{1}{2}$, and $\Delta = \mathbf{I}_d$ for (a) call on min and (b) CON call payoffs; (c,d) the VG model with parameters $\sigma_j = 0.4$, $\theta_j = -0.3$, $\nu = 0.1$, and $\Sigma = \mathbf{I}_d$ for (c) call on min and (d) CON call payoffs. All experiments used $S_0^j = 100$, $K = 100$, $r = 0$, and $T = 1$ for all $j = 1, \dots, d$. Domain transformations were applied as specified in Table 3.3, and optimal damping parameters were selected following the guidelines in [4]. The RQMC method employed $S = 30$ digital shifts.

Acknowledgments C. Bayer gratefully acknowledges support from the German Research Foundation (DFG) via the Cluster of Excellence MATH+ (Project AA4-2). This publication is based on work supported by the King Abdullah University of Science and Technology (KAUST) Office of Sponsored Research (OSR) under Award No. OSR-2019-CRG8-4033 and the Alexander von Humboldt Foundation. Antonis Papapantoleon gratefully acknowledges the financial support from the Hellenic Foundation for Research and Innovation (Grant No. HFRI-FM17-2152). M.

Samet acknowledges the support from the Helmholtz School for Data Science in Life, Earth and Energy (HDS-LEE).

Declarations of Interest The authors report no conflicts of interest. The authors alone are responsible for the content and writing of the paper.

References Cited

- [1] Jean-Philippe Aguilar. Some pricing tools for the variance Gamma model. *International Journal of Theoretical and Applied Finance*, 23(04):2050025, 2020.
- [2] L Ballotta. Powering up Fourier valuation to any dimension. *Wilmott*, 121:72–73, 2022.
- [3] Kinjal Basu and Art B Owen. Transformations and Hardy–Krause variation. *SIAM Journal on Numerical Analysis*, 54(3):1946–1966, 2016.
- [4] Christian Bayer, Chiheb Ben Hammouda, Antonis Papapantoleon, Michael Samet, and Raul Tempone. Optimal damping with a hierarchical adaptive quadrature for efficient Fourier pricing of multi-asset options in Lévy models. *Journal of Computational Finance*, 27(3), 2023.
- [5] Christian Bayer, Chiheb Ben Hammouda, and Raúl Tempone. Hierarchical adaptive sparse grids and quasi-Monte Carlo for option pricing under the rough Bergomi model. *Quantitative Finance*, 20(9):1457–1473, 2020.
- [6] Christian Bayer, Chiheb Ben Hammouda, and Raúl Tempone. Numerical smoothing with hierarchical adaptive sparse grids and quasi-Monte Carlo methods for efficient option pricing. *Quantitative Finance*, 23(2):209–227, 2023.
- [7] Christian Bayer, Markus Siebenmorgen, and Raul Tempone. Smoothing the payoff for efficient computation of basket option prices. *Quantitative Finance*, 18(3):491–505, 2018.
- [8] Peter Carr and Dilip Madan. Option valuation using the fast Fourier transform. *Journal of Computational Finance*, 2(4):61–73, 1999.
- [9] Gemma Coldeforns-Papiol, Luis Ortiz-Gracia, and Cornelis W Oosterlee. Two-dimensional Shannon wavelet inverse Fourier technique for pricing European options. *Applied Numerical Mathematics*, 117:115–138, 2017.
- [10] Andrew R Conn, Nicholas IM Gould, and Philippe L Toint. *Trust region methods*. SIAM, 2000.
- [11] Rama Cont and Peter Tankov. *Financial Modelling with Jump Processes*. Chapman and Hall/CRC, 2003.
- [12] Roy Cranley and Thomas NL Patterson. Randomization of number theoretic methods for multiple integration. *SIAM Journal on Numerical Analysis*, 13(6):904–914, 1976.
- [13] Josef Dick, Frances Y Kuo, and Ian H Sloan. High-dimensional integration: the quasi-Monte Carlo way. *Acta Numerica*, 22:133–288, 2013.

- [14] Daniel J Duffy. *Finite Difference methods in financial engineering: a Partial Differential Equation approach*. John Wiley & Sons, 2013.
- [15] Johannes Jisse Duistermaat and Lars Hormander. *Fourier integral operators*, volume 2. Springer, 1996.
- [16] Ernst Eberlein, Kathrin Glau, and Antonis Papapantoleon. Analysis of Fourier transform valuation formulas and applications. *Applied Mathematical Finance*, 17(3):211–240, 2010.
- [17] Fang Fang and Cornelis. W. Oosterlee. A novel pricing method for European options based on Fourier-cosine series expansions. *SIAM Journal on Scientific Computing*, 31(2):826–848, 2008.
- [18] Liming Feng and Vadim Linetsky. Pricing discretely monitored barrier options and defaultable bonds in lévy process models: a fast hilbert transform approach. *Mathematical Finance: An International Journal of Mathematics, Statistics and Financial Economics*, 18(3):337–384, 2008.
- [19] Emmanuil Georgoulis, Antonis Papapantoleon, and Costas Smaragdakis. A deep implicit-explicit minimizing movement method for option pricing in jump-diffusion models, 01 2024.
- [20] Paul Glasserman. *Monte Carlo methods in financial engineering*, volume 53. Springer, 2004.
- [21] Kathrin Glau and Linus Wunderlich. The deep parametric pde method and applications to option pricing. *Applied Mathematics and Computation*, 432:127355, 2022.
- [22] Alessandro Gnoatto, Marco Patacca, and Athena Picarelli. A deep solver for bsdes with jumps. *arXiv preprint arXiv:2211.04349*, 2022.
- [23] Jiequn Han, Arnulf Jentzen, and Weinan E. Solving high-dimensional partial differential equations using deep learning. *Proceedings of the National Academy of Sciences*, 115(34):8505–8510, 2018.
- [24] Jürgen Hartinger, Reinhold F Kainhofer, and Robert F Tichy. Quasi-monte carlo algorithms for unbounded, weighted integration problems. *Journal of Complexity*, 20(5):654–668, 2004.
- [25] Zhijian He, Zhan Zheng, and Xiaoqun Wang. On the error rate of importance sampling with randomized quasi-Monte Carlo. *SIAM Journal on Numerical Analysis*, 61(2):515–538, 2023.
- [26] Jherek Healy. The pricing of vanilla options with cash dividends as a classic vanilla basket option problem. *arXiv preprint arXiv:2106.12971*, 2021.
- [27] Norbert Hilber, Oleg Reichmann, Christoph Schwab, and Christoph Winter. *Computational methods for quantitative finance: Finite element methods for derivative pricing*. Springer Science & Business Media, 2013.
- [28] Edmund Hlawka. Funktionen von beschränkter variatiou in der theorie der gleichverteilung. *Annali di Matematica Pura ed Applicata*, 54(1):325–333, 1961.
- [29] Markus Holtz. *Sparse grid quadrature in high dimensions with applications in finance and insurance*, volume 77. Springer Science & Business Media, 2010.

- [30] Friedrich Hubalek and Jan Kallsen. Variance-optimal hedging and Markowitz-efficient portfolios for multivariate processes with stationary independent increments with and without constraints. Technical report, Working paper, TU München, 2005.
- [31] Thomas R Hurd and Zhuowei Zhou. A Fourier transform method for spread option pricing. *SIAM Journal on Financial Mathematics*, 1(1):142–157, 2010.
- [32] Gero Junike and Hauke Stier. The multidimensional cos method for option pricing. *arXiv preprint arXiv:2307.12843*, 2023.
- [33] Michael Kastoryano and Nicola Pancotti. A highly efficient tensor network algorithm for multi-asset Fourier options pricing. *arXiv preprint arXiv:2203.02804*, 2022.
- [34] J. Lars Kirkby. Efficient option pricing by frame duality with the fast Fourier transform. *SIAM Journal on Financial Mathematics*, 6(1):713–747, 2015.
- [35] Justin L Kirkby. *Frame and Fourier methods for exotic option pricing and hedging*. PhD thesis, Georgia Institute of Technology, 2016.
- [36] Samuel Kotz, Tomasz Kozubowski, and Krzysztof Podgórski. *The Laplace distribution and generalizations: a revisit with applications to communications, economics, engineering, and finance*. Number 183. Springer Science & Business Media, 2001.
- [37] Frances Y Kuo, Ch Schwab, and Ian H Sloan. Quasi-monte carlo methods for high-dimensional integration: the standard (weighted hilbert space) setting and beyond. *The ANZIAM Journal*, 53(1):1–37, 2011.
- [38] Frances Y Kuo, Ian H Sloan, Grzegorz W Wasilkowski, and Benjamin J Waterhouse. Randomly shifted lattice rules with the optimal rate of convergence for unbounded integrands. *Journal of Complexity*, 26(2):135–160, 2010.
- [39] Frances Y Kuo, Grzegorz W Wasilkowski, and Benjamin J Waterhouse. Randomly shifted lattice rules for unbounded integrands. *Journal of Complexity*, 22(5):630–651, 2006.
- [40] Pierre L’Ecuyer. Quasi-monte carlo methods with applications in finance. *Finance and Stochastics*, 13:307–349, 2009.
- [41] Pierre L’Ecuyer and Christiane Lemieux. Recent advances in randomized quasi-Monte Carlo methods. *Modeling uncertainty: An examination of stochastic theory, methods, and applications*, pages 419–474, 2002.
- [42] Roger W Lee et al. Option pricing by transform methods: extensions, unification and error control. *Journal of Computational Finance*, 7(3):51–86, 2004.
- [43] Leventorskiĭ. Pitfalls of the Fourier transform method in affine models, and remedies.
- [44] Alan L. Lewis. A simple option formula for general jump-diffusion and other exponential Lévy processes. *Available at SSRN 282110*, 2001.

- [45] Yiou Li, Lulu Kang, and Fred J Hickernell. Is a transformed low discrepancy design also low discrepancy? *Contemporary Experimental Design, Multivariate Analysis and Data Mining: Festschrift in Honour of Professor Kai-Tai Fang*, pages 69–92, 2020.
- [46] Sifan Liu. Transport quasi-monte carlo. *arXiv preprint arXiv:2412.16416*, 2024.
- [47] Yang Liu and Raúl Tempone. Nonasymptotic convergence rate of quasi-Monte Carlo: Applications to linear elliptic pdes with lognormal coefficients and importance samplings. *arXiv preprint arXiv:2310.14351*, 2023.
- [48] Francis A Longstaff. Option pricing and the martingale restriction. *The Review of Financial Studies*, 8(4):1091–1124, 1995.
- [49] Roger Lord and Christian Kahl. Optimal Fourier inversion in semi-analytical option pricing. 2007.
- [50] Elisa Luciano and Wim Schoutens. A multivariate jump-driven financial asset model. *Quantitative finance*, 6(5):385–402, 2006.
- [51] E Lukacs. Characteristic functions, charles griffin & co. *Ltd.(London, 1960)*, 18(62):134, 1970.
- [52] Alexander J McNeil, Rüdiger Frey, and Paul Embrechts. *Quantitative risk management: concepts, techniques and tools-revised edition*. Princeton university press, 2015.
- [53] James A Nichols and Frances Y Kuo. Fast CBC construction of randomly shifted lattice rules achieving $O(n^{-1+\delta})$ convergence for unbounded integrands over \mathbb{R}_s in weighted spaces with POD weights. *Journal of Complexity*, 30(4):444–468, 2014.
- [54] Du Ouyang, Xiaoqun Wang, and Zhijian He. Achieving high convergence rates by quasi-monte carlo and importance sampling for unbounded integrands. *SIAM Journal on Numerical Analysis*, 62(5):2393–2414, 2024.
- [55] Du Ouyang, Xiaoqun Wang, and Zhijian He. Achieving high convergence rates by quasi-monte carlo and importance sampling for unbounded integrands. *SIAM Journal on Numerical Analysis*, 62(5):2393–2414, 2024.
- [56] Art B Owen. Halton sequences avoid the origin. *SIAM review*, 48(3):487–503, 2006.
- [57] Radha Panini. *Option pricing with Mellin transforms*. State University of New York at Stony Brook, 2004.
- [58] Karsten Prause et al. *The generalized hyperbolic model: Estimation, financial derivatives, and risk measures*. PhD thesis, Citeseer, 1999.
- [59] Sebastian Raible. *Lévy processes in finance: Theory, numerics, and empirical facts*. PhD thesis, Universität Freiburg i. Br, 2000.
- [60] Christoph Reisinger and Gabriel Wittum. Efficient hierarchical approximation of high-dimensional option pricing problems. *SIAM Journal on Scientific Computing*, 29(1):440–458, 2007.

- [61] Marjon J Ruijter and Cornelis. W. Oosterlee. Two-dimensional Fourier cosine series expansion method for pricing financial options. *SIAM Journal on Scientific Computing*, 34(5):B642–B671, 2012.
- [62] Ilya M Sobol’, Danil Asotsky, Alexander Kreinin, and Sergei Kucherenko. Construction and comparison of high-dimensional Sobol’generators. *Wilmott*, 2011(56):64–79, 2011.
- [63] Edward C Titchmarsh. Introduction to the theory of Fourier integrals. 1948.
- [64] Lina von Sydow, Lars Josef Höök, Elisabeth Larsson, Erik Lindström, Slobodan Milovanović, Jonas Persson, Victor Shcherbakov, Yuri Shpolyanskiy, Samuel Sirén, Jari Toivanen, et al. Benchop—the benchmarking project in option pricing. *International Journal of Computer Mathematics*, 92(12):2361–2379, 2015.
- [65] Song Wang. A novel fitted finite volume method for the Black–Scholes equation governing option pricing. *IMA Journal of Numerical Analysis*, 24(4):699–720, 2004.
- [66] Magnus Wiktorsson. Notes on the benchop implementations for the Fourier Gauss Laguerre FGL method, 2015.
- [67] Ye Xiao and Xiaoqun Wang. Conditional quasi-Monte Carlo methods and dimension reduction for option pricing and hedging with discontinuous functions. *Journal of Computational and Applied Mathematics*, 343:289–308, 2018.
- [68] Ciyou Zhu, Richard H Byrd, Peihuang Lu, and Jorge Nocedal. Algorithm 778: L-BFGS-B: Fortran subroutines for large-scale bound-constrained optimization. *ACM Transactions on mathematical software (TOMS)*, 23(4):550–560, 1997.

A Pricing Models

For the asset dynamics in this work, we studied three models given by Examples A.1, A.2, A.3, and A.5.

Example A.1 (Geometric Brownian Motion (GBM)). The discounted characteristic function of the GBM model under the risk-neutral pricing measure is given in the form of $\Phi_{\mathbf{X}_T}^{\text{GBM}}(\mathbf{z}) = e^{i\mathbf{z}^\top(\mathbf{X}_0 + (r + \boldsymbol{\mu}_{\text{GBM}})T)} \phi_{\mathbf{X}_T}^{\text{GBM}}(\mathbf{z})$ for $\mathbf{z} = \mathbf{y} + i\mathbf{R} \in \mathbb{C}^d$ with $\mathbf{R} \in \delta_X^{\text{GBM}} = \mathbb{R}^d$, by

$$(A.1) \quad \phi_{\mathbf{X}_T}^{\text{GBM}}(\mathbf{z}) = \exp\left(-\frac{T}{2}\mathbf{z}^\top \boldsymbol{\Sigma} \mathbf{z}\right), \quad \Im[\mathbf{z}] \in \delta_X^{\text{GBM}}.$$

where $\boldsymbol{\sigma} = (\sigma_1, \dots, \sigma_d) \in \mathbb{R}_+^d$ is the vector of volatilities, and we denote by $\boldsymbol{\Sigma} \in \mathbb{R}^{d \times d}$ the covariance matrix of the log returns i.e. $\Sigma_{ij} = \rho_{i,j} \sigma_i \sigma_j$, with $\rho_{i,j}$ denoting the correlation between the Brownian motions of the i^{th} and j^{th} asset price processes. Moreover, $\boldsymbol{\mu}_{\text{GBM}}$ is a vector of drift correction terms that ensure that $\left\{e^{-rt} S_t^j\right\}_{t \geq 0}$ is a martingale for all $j = 1, \dots, d$, and is given by

$$\mu_{\text{GBM}}^j = -\frac{\sigma_j^2}{2}, \quad j = 1, \dots, d.$$

Example A.2 (Normal Inverse Gaussian (NIG)). The discounted characteristic function of the NIG model under the risk-neutral pricing measure is given in the form of $\Phi_{\mathbf{X}_T}^{\text{NIG}}(\mathbf{z}) = e^{i\mathbf{z}^\top(\mathbf{X}_0 + (r + \boldsymbol{\mu}_{\text{NIG}})T)} \phi_{\mathbf{X}_T}^{\text{NIG}}(\mathbf{z})$ for $\mathbf{z} = \mathbf{y} + i\mathbf{R} \in \mathbb{C}^d$ with $\mathbf{R} \in \delta_X^{\text{NIG}} = \{\mathbf{R} \in \mathbb{R}^d \mid \alpha^2 - (\boldsymbol{\beta} - \mathbf{R})^\top \boldsymbol{\Delta}(\boldsymbol{\beta} - \mathbf{R}) > 0\}$, by [58]

$$(A.2) \quad \phi_{\mathbf{X}_T}^{\text{NIG}}(\mathbf{z}) = \exp\left(\delta T \left(\sqrt{\alpha^2 - \boldsymbol{\beta}^\top \boldsymbol{\Delta} \boldsymbol{\beta}} - \sqrt{\alpha^2 - (\boldsymbol{\beta} + i\mathbf{z})^\top \boldsymbol{\Delta}(\boldsymbol{\beta} + i\mathbf{z})}\right)\right), \quad \Im[\mathbf{z}] \in \delta_X^{\text{NIG}}.$$

where $\alpha \in \mathbb{R}_+$, $\delta \in \mathbb{R}_+$, $\boldsymbol{\beta} \in \mathbb{R}^d$ with $\alpha^2 > \boldsymbol{\beta}^\top \boldsymbol{\Delta} \boldsymbol{\beta}$, and $\boldsymbol{\Delta} \in \mathbb{R}^{d \times d}$ is a symmetric positive definite matrix with a unit determinant i.e. $|\det(\boldsymbol{\Delta})| = 1$, related to the covariance matrix of the log returns as follows [16]

$$\boldsymbol{\Sigma} = \delta \left(\alpha^2 - \boldsymbol{\beta}^\top \boldsymbol{\Delta} \boldsymbol{\beta}\right)^{-\frac{1}{2}} \left(\boldsymbol{\Delta} + \left(\alpha^2 - \boldsymbol{\beta}^\top \boldsymbol{\Delta} \boldsymbol{\beta}\right)^{-1} \boldsymbol{\Delta} \boldsymbol{\beta} \boldsymbol{\beta}^\top \boldsymbol{\Delta}\right)$$

Moreover, $\boldsymbol{\mu}_{\text{NIG}}$ is a vector drift correction terms that ensures that $\{e^{-rt} S_t^j \mid t \geq 0\}$ is a martingale for all $j = 1, \dots, d$, and is given by

$$\mu_{\text{NIG}}^j = -\delta \left(\sqrt{\alpha^2 - \beta_j^2} - \sqrt{\alpha^2 - (\beta_j + 1)^2}\right), \quad j = 1, \dots, d.$$

Example A.3 (Generalized Hyperbolic (GH)). The discounted characteristic function of the GH model under the risk-neutral pricing measure is given in the form of $\Phi_{\mathbf{X}_T}^{\text{GH}}(\mathbf{z}) = e^{i\mathbf{z}^\top(\mathbf{X}_0 + (r + \boldsymbol{\mu}_{\text{GH}})T)} \phi_{\mathbf{X}_T}^{\text{GH}}(\mathbf{z})$ for $\mathbf{z} = \mathbf{y} + i\mathbf{R}$, with $\mathbf{R} \in \delta_X^{\text{GH}} = \{\mathbf{R} \in \mathbb{R}^d \mid \alpha^2 - (\boldsymbol{\beta} - \mathbf{R})^\top \boldsymbol{\Delta}(\boldsymbol{\beta} - \mathbf{R}) > 0\}$, by [58]

$$(A.3) \quad \phi_{\mathbf{X}_T}^{\text{GH}}(\mathbf{z}) = \left(\frac{\alpha^2 - \boldsymbol{\beta}^\top \boldsymbol{\Delta} \boldsymbol{\beta}}{\alpha^2 - (\boldsymbol{\beta} + i\mathbf{z})^\top \boldsymbol{\Delta}(\boldsymbol{\beta} + i\mathbf{z})}\right)^{\lambda/2} \frac{K_\lambda\left(\delta T \sqrt{\alpha^2 - (\boldsymbol{\beta} + i\mathbf{z})^\top \boldsymbol{\Delta}(\boldsymbol{\beta} + i\mathbf{z})}\right)}{K_\lambda\left(\delta T \sqrt{\alpha^2 - \boldsymbol{\beta}^\top \boldsymbol{\Delta} \boldsymbol{\beta}}\right)}, \quad \Im[\mathbf{z}] \in \delta_X^{\text{GH}}.$$

where $\alpha \in \mathbb{R}_+$, $\delta \in \mathbb{R}_+$, $\boldsymbol{\beta} \in \mathbb{R}^d$, $\lambda \in \mathbb{R}$ with $\alpha^2 > \boldsymbol{\beta}^\top \boldsymbol{\Delta} \boldsymbol{\beta}$, where $\boldsymbol{\Delta} \in \mathbb{R}^{d \times d}$ is a symmetric positive definite matrix with a unit determinant i.e. $|\det(\boldsymbol{\Delta})| = 1$, related to the covariance matrix of the log returns as follows [16]

$$\boldsymbol{\Sigma} = \delta \left(\alpha^2 - \boldsymbol{\beta}^\top \boldsymbol{\Delta} \boldsymbol{\beta}\right)^{-\frac{1}{2}} \left(\boldsymbol{\Delta} + \left(\alpha^2 - \boldsymbol{\beta}^\top \boldsymbol{\Delta} \boldsymbol{\beta}\right)^{-1} \boldsymbol{\Delta} \boldsymbol{\beta} \boldsymbol{\beta}^\top \boldsymbol{\Delta}\right)$$

Moreover, is a vector drift correction terms that ensures that $\{e^{-rt} S_t^j \mid t \geq 0\}$ is a martingale for all $j = 1, \dots, d$. In the case of the GH model, we do not have an explicit expression for $\boldsymbol{\mu}_{\text{GH}}$, hence we compute it by evaluating the 1D characteristic function as follows

$$\mu_{\text{GH}}^j = -\frac{1}{T} \log\left(\phi_{X_T^j}^{\text{GH}}(-i)\right), \quad j = 1, \dots, d$$

where

$$(A.4) \quad \phi_{X_T^j}^{\text{GH}}(z) = \left(\frac{\alpha^2 - \beta^2}{\alpha^2 - (\beta + iz)^2}\right)^{\lambda/2} \frac{K_\lambda\left(\delta \sqrt{\alpha^2 - (\beta + iz)^2}\right)}{K_\lambda\left(\delta \sqrt{\alpha^2 - \beta^2}\right)}, \quad \Im[z] \in \delta_X^{\text{GH}}.$$

Remark A.4. The GH model coincides with the NIG model for $\lambda = -\frac{1}{2}$ and coincides with the hyperbolic model for $\lambda = 1$ [58].

Example A.5 (Variance Gamma (VG)). The discounted characteristic function of the VG model under the risk-neutral pricing measure is given in the form of $\Phi_{\mathbf{X}_T}^{\text{VG}}(\mathbf{z}) = e^{i\mathbf{z}^\top(\mathbf{X}_0 + (r + \boldsymbol{\mu}_{\text{VG}})T)} \phi_{\mathbf{X}_T}^{\text{VG}}(\mathbf{z})$ for $\mathbf{z} = \mathbf{y} + i\mathbf{R} \in \mathbb{C}^d$ with $\mathbf{R} \in \delta_X^{\text{VG}} = \{\mathbf{R} \in \mathbb{R}^d \mid 1 + \nu\mathbf{R}^\top\boldsymbol{\theta} - \frac{1}{2}\nu\mathbf{R}^\top\boldsymbol{\Sigma}\mathbf{R} > 0\}$, by [50]

$$(A.5) \quad \phi_{\mathbf{X}_T}^{\text{VG}}(\mathbf{z}) = \left(1 - i\nu\mathbf{z}^\top\boldsymbol{\theta} + \frac{1}{2}\nu\mathbf{z}^\top\boldsymbol{\Sigma}\mathbf{z}\right)^{-T/\nu}, \quad \Im[\mathbf{z}] \in \delta_X^{\text{VG}}.$$

where $\boldsymbol{\sigma} = (\sigma_1, \dots, \sigma_d) \in \mathbb{R}_+^d$, $\boldsymbol{\theta} = (\theta_1, \dots, \theta_d) \in \mathbb{R}^d$, $\nu > 0$, and $\boldsymbol{\Sigma} \in \mathbb{R}^{d \times d}$ denotes the covariance matrix of the log returns i.e. $\boldsymbol{\Sigma}_{ij} = \rho_{i,j}\sigma_i\sigma_j$ with $\rho_{i,j}$ denoting the correlation between the Brownian motions of the i^{th} and j^{th} asset price processes. Moreover, $\boldsymbol{\mu}_{\text{VG}}$ is a vector drift correction terms that ensures that $\{e^{-rt}S_t^j \mid t \geq 0\}$ is a martingale for all $j = 1, \dots, d$, and is given by

$$\mu_{\text{VG}}^j = \frac{1}{\nu} \log \left(1 - \frac{1}{2}\sigma_j^2\nu - \theta_j\nu\right), \quad j = 1, \dots, d.$$

B Strip of Analyticity of the Characteristic Functions

This Section presents the strip of analyticity of some examples of the characteristic functions considered in this work (see Table 3.1)

| Model | δ_X |
|---------|--|
| GBM | \mathbb{R}^d |
| GH, NIG | $\{\mathbf{R} \in \mathbb{R}^d \mid \alpha^2 - (\boldsymbol{\beta} - \mathbf{R})' \boldsymbol{\Delta} (\boldsymbol{\beta} - \mathbf{R}) > 0\}$ |
| VG | $\{\mathbf{R} \in \mathbb{R}^d \mid 1 + \nu\mathbf{R}'\boldsymbol{\theta} - \frac{1}{2}\nu\mathbf{R}'\boldsymbol{\Sigma}\mathbf{R} > 0\}$ |

Table B.1: Strip of analyticity, δ_X , of the characteristic functions for the different pricing models.

C Strip of Analyticity of the Fourier Transforms of the Payoff Functions

This Section presents the strip of analyticity of the Fourier transforms of some examples of payoff functions considered in this work (see Table 4.1)

| | |
|--------------------|--|
| Payoff | δ_P |
| Basket put | $\{\mathbf{R} \in \mathbb{R}^d \mid R_j > 0\}$ |
| Spread call | $\{\mathbf{R} \in \mathbb{R}^d \mid R_j < -1, R_1 < -1 - \sum_{j=2}^d R_j\}$ |
| Call on min | $\{\mathbf{R} \in \mathbb{R}^d \mid R_j < 0, \sum_{j=1}^d R_j < -1\}$ |
| CON call | $\{\mathbf{R} \in \mathbb{R}^d \mid R_j < 0\}$ |

Table C.1: Strip of analyticity, δ_P , of the Fourier transforms of the payoff functions.

D Domain transformation for heavy-tailed characteristic functions: example of the GH model for independent assets

Product-form domain transformation Following the same line of reasoning as in Sections 3.2.1, we consider the setting of independent assets; hence, we have

$$(D.1) \quad \phi_{\mathbf{X}_T}^{GH}(\mathbf{z}) = \prod_{j=1}^d \phi_{X_T^j}^{GH}(z_j), \quad \mathbf{z} \in \mathbb{C}^d, \Im[\mathbf{z}] \in \delta_X^{GH},$$

where [58]

$$(D.2) \quad \phi_{X_T^j}^{GH}(z_j) = \left(\frac{\alpha^2 - \beta_j^2}{\alpha^2 - (\beta_j + iz_j)^2} \right)^{\lambda/2} \frac{K_\lambda(\delta T \sqrt{\alpha^2 - (\beta_j + iz_j)^2})}{K_\lambda(\delta T \sqrt{\alpha^2 - \beta_j^2})}, \quad z_j \in \mathbb{C}.$$

where $K_\lambda(\cdot)$ is the modified Bessel function of the third kind. We recall that the Bessel function satisfies the following relation

$$(D.3) \quad K_\lambda(x) \stackrel{|x| \rightarrow \infty}{\sim} \sqrt{\frac{\pi}{2x}} e^{-x}.$$

Consequently, $\phi_{X_T^j}^{GH}(z_j)$ behaves asymptotically as a double-exponential function i.e., $|\phi_{X_T^j}^{GH}(z_j)| \leq C \exp(-\gamma |\Re[z_j]|)$ as $\Re[z_j] \rightarrow \pm\infty$. In fact, we have that

$$(D.4) \quad \phi_{X_T^j}^{GH}(y_j + iR_j) \stackrel{|y_j| \rightarrow \infty}{\sim} \left(\frac{\alpha^2 - \beta_j^2}{y_j^2} \right)^{\lambda/2} \sqrt{\frac{\pi}{2\delta T |y_j|}} \frac{\exp(-\delta T |y_j|)}{K_\lambda(\delta T \sqrt{\alpha^2 - \beta_j^2})}.$$

Hence, we choose the density for the domain transformation to be that of the Laplace distribution, also known as the double exponential distribution, given by $\psi^{lap}(\mathbf{y}) = \prod_{j=1}^d \psi_j^{lap}(y_j)$, where

$$(D.5) \quad \psi_j^{lap}(y_j) = \frac{\exp(-\frac{|y_j|}{\tilde{\sigma}_j})}{2\tilde{\sigma}_j}, \quad y_j \in \mathbb{R}, \tilde{\sigma}_j > 0.$$

Focusing on the leading asymptotic terms, we encapsulate the polynomial prefactor in the following function

$$(D.6) \quad Q_j^{GH}(y_j) := \left(\frac{\alpha^2 - \beta^2}{y_j^2} \right)^{\lambda/2} \sqrt{\frac{\pi}{2\delta T|y_j|}} \frac{1}{K_\lambda \left(\delta T \sqrt{\alpha^2 - \beta_j^2} \right)}.$$

Upon defining the functional form of $\psi_j^{lap}(u_j)$, the objective is to identify an appropriate selection for the parameters $\{\tilde{\sigma}_j\}_{j=1}^d$. To begin, we introduce the function $r_{lap,j}^{GH}(\cdot)$, representing the ratio of the characteristic function of the GH-distributed RV X_T^j to the density $\psi_j^{lap}(\cdot)$:

$$(D.7) \quad r_{lap,j}^{GH}(u_j) := \frac{\phi_{X_T^j}^{NIG}(\Psi_{lap}^{-1}(u_j) + iR_j)}{\psi_j^{lap}(\Psi_{lap}^{-1}(u_j))}, \quad u_j \in [0, 1], \mathbf{R} \in \delta_V^{NIG}.$$

Then, $r_{lap,j}^{GH}(u_j)$ can be approximated as follows

$$(D.8) \quad r_{lap,j}^{NIG}(u_j) \stackrel{u_j \rightarrow 0}{\sim} 2Q_j^{GH}(\Psi_{lap}^{-1}(u_j)) \underbrace{\tilde{\sigma}_j \exp \left(-|\Psi_{lap}^{-1}(u_j)| \left(\delta T - \frac{1}{\tilde{\sigma}_j} \right) \right)}_{h_{lap,j}^{GH}(u_j)}.$$

From (D.8), we outline three possible cases by focusing on the limiting behavior of the term $h_{lap,j}^{GH}(u_j)$ as $u_j \rightarrow 0$:

$$(D.9) \quad \lim_{u_j \rightarrow 0} h_{lap,j}^{GH}(u_j) = \begin{cases} +\infty & \text{if } \tilde{\sigma}_j < \frac{1}{\delta T} \text{ (i)}, \\ \tilde{\sigma}_j & \text{if } \tilde{\sigma}_j = \frac{1}{\delta T} \text{ (ii)}, \\ 0 & \text{if } \tilde{\sigma}_j > \frac{1}{\delta T} \text{ (iii)}. \end{cases}$$

From (D.9), an appropriate choice of the parameters $\{\tilde{\sigma}_j\}_{j=1}^d$ satisfies either the condition in (ii) or (iii) (i.e., $\tilde{\sigma}_j = \bar{\sigma}_j + \epsilon_j$, where $\bar{\sigma}_j = \frac{1}{\delta T}$ and $\epsilon \geq 0$). Despite larger values of ϵ_j resulting in a faster decay of the integrand to zero, they concurrently amplify the magnitude of the mixed first partial derivatives. Consequently, relatively large values of $\tilde{\sigma}_j$ may degrade the performance of RQMC in high dimensions.

E Proof of Proposition 3.4

Let $\mathbf{Y} \sim \mathbf{ML}_d(\mathbf{0}, \tilde{\Sigma})$ denote the d -dimensional multivariate Laplace distribution with zero mean and covariance matrix $\tilde{\Sigma}$. Then we can express \mathbf{Y} in the normal mean-variance form as $\mathbf{Y} \stackrel{d}{=} \sqrt{W} \mathbf{N}$ where $\mathbf{N} \sim \mathcal{N}_d(\mathbf{0}, \tilde{\Sigma})$ is a d -dimensional normal distribution with zero mean and covariance matrix $\tilde{\Sigma}$ and $W \sim \text{Exp}(1)$ is the one-dimensional exponential distribution with rate equal to 1. Hence, we can express the PDF of \mathbf{Y} in terms of the PDF of \mathbf{N} and the PDF of W as follows

$$(E.1) \quad \psi_{\mathbf{Y}}(\mathbf{y}) = \int_0^{+\infty} w^{-d/2} \psi_W(w) \psi_{\mathbf{N}}\left(\frac{\mathbf{y}}{\sqrt{w}}\right) dw, \quad \mathbf{y} \in \mathbb{R}^d$$

Using the expression of the PDF in (E.1), we can express the integrand in 2.1 as follows

$$(E.2) \quad \begin{aligned} \int_{\mathbb{R}^d} g(\mathbf{y}) d\mathbf{y} &= \int_{\mathbb{R}^d} \frac{g(\mathbf{y})}{\psi_{\mathbf{Y}}(\mathbf{y})} \psi_{\mathbf{Y}}(\mathbf{y}) d\mathbf{y} \\ &= \int_{\mathbb{R}^d} \frac{g(\mathbf{y})}{\psi_{\mathbf{Y}}(\mathbf{y})} \left(\int_0^{+\infty} w^{-d/2} \psi_W(w) \psi_{\mathbf{N}}\left(\frac{\mathbf{y}}{\sqrt{w}}\right) dw \right) d\mathbf{y} \\ &= \int_{\mathbb{R}^d} \int_0^{+\infty} \psi_W(w) \frac{g(\sqrt{w}\mathbf{y})}{\psi_{\mathbf{Y}}(\sqrt{w}\mathbf{y})} \psi_{\mathbf{N}}(\mathbf{y}) dw d\mathbf{y} \\ &= \int_{[0,1]^d} \int_0^{+\infty} \psi_W(w) \frac{g(\sqrt{w}\Psi_{\mathbf{N}}^{-1}(\mathbf{u}))}{\psi_{\mathbf{Y}}(\sqrt{w}\Psi_{\mathbf{N}}^{-1}(\mathbf{u}))} dw d\mathbf{u} \\ &= \int_{[0,1]^d} \int_{[0,1]} \frac{g\left(\sqrt{\Psi_W^{-1}(u')\Psi_{\mathbf{N}}^{-1}(\mathbf{u})}\right)}{\psi_{\mathbf{Y}}\left(\sqrt{\Psi_W^{-1}(u')\Psi_{\mathbf{N}}^{-1}(\mathbf{u})}\right)} du' d\mathbf{u} \\ &= \int_{[0,1]^{d+1}} \frac{g\left(\sqrt{\Psi_W^{-1}(u_{d+1})\tilde{\mathbf{L}}\Psi_{\mathbf{Z}}^{-1}(\mathbf{u}_{1:d})}\right)}{\psi_{\mathbf{Y}}\left(\sqrt{\Psi_W^{-1}(u_{d+1})\tilde{\mathbf{L}}\Psi_{\mathbf{Z}}^{-1}(\mathbf{u}_{1:d})}\right)} d\mathbf{u}. \end{aligned}$$

where in the second line we plugged in the expression of the PDF in (G.1), in the third line we used the change of variable $\mathbf{y}' = \frac{\mathbf{y}}{\sqrt{w}}$, in the third line we used the change of variable $\mathbf{y} = \Psi_{\mathbf{N}}^{-1}(\mathbf{u})$, and in the fourth line the change of variable $w = \Psi_W^{-1}(u')$. In the last line, due to the non-nested nature of the integrals, we merged them into a single $(d+1)$ -dimensional integral. Moreover, we used the relation $\Psi_{\mathbf{N}}^{-1}(\mathbf{u}_{1:d}) = \tilde{\mathbf{L}}\Psi_{\mathbf{Z}}^{-1}(\mathbf{u}_{1:d})$ with the notation $\mathbf{u}_{1:d} = (u_1, \dots, u_d)$, where $\mathbf{Z} \sim \mathcal{N}_d(\mathbf{0}, \mathbf{I}_d)$. We note that the matrix $\tilde{\mathbf{L}}$ is defined as the square root of the matrix $\tilde{\Sigma}$.

F Domain transformation for semi-heavy-tailed characteristic functions: example of the VG model for independent assets

Product-form domain transformation This section follows the same steps as in Section 3.2.1 to obtain an appropriate domain transformation for the heavy-tailed characteristic functions, using the example of the VG model, for which we have

$$\phi_{\mathbf{X}_T}^{VG}(\mathbf{z}) = \prod_{j=1}^d \phi_{X_T}^{VG}(z_j), \quad \mathbf{z} \in \mathbb{C}^d, \quad \Im[\mathbf{z}] \in \delta_X^{VG},$$

where

$$\phi_{X_T}^{VG}(z_j) = \left(1 - i\nu\theta_j z_j + \frac{\nu\sigma_j^2}{2} z_j^2 \right)^{-T/\nu}, \quad z_j \in \mathbb{C}, \quad \Im[z_j] \in \delta_X^{VG}.$$

As $\phi_{X_T}^{VG}(z_j)$ is a rational function, a natural choice of the density $\psi(\cdot)$ is also to be a rational function. A suitable candidate density with this form is the generalized Student's t -distribution, $\psi^{stu}(\cdot)$, which we can write in the product-form as $\psi^{stu}(\mathbf{y}) = \prod_{j=1}^d \psi_j^{stu}(y_j)$, with

$$\psi_j^{stu}(y_j) := \frac{\Gamma\left(\frac{\tilde{\nu}+1}{2}\right)}{\sqrt{\tilde{\nu}\pi}\tilde{\sigma}_j\Gamma\left(\frac{\tilde{\nu}}{2}\right)} \left(1 + \frac{y_j^2}{\tilde{\nu}\tilde{\sigma}_j^2}\right)^{-(\tilde{\nu}+1)/2}, \quad y_j \in \mathbb{R}, \tilde{\sigma}_j > 0, \tilde{\nu} > 0,$$

Other related studies [39, 54] have typically considered the standard Student's t -distribution ($\tilde{\sigma} = 1$) and not the generalized distribution. Section 4 reveals the advantage of including the scaling parameters $\{\tilde{\sigma}_j\}_{j=1}^d$ and their effects on the convergence of RQMC. After specifying the functional form of $\psi_j^{stu}(y_j)$, the aim is to determine an appropriate range for the parameters $\tilde{\nu}$ and $\{\tilde{\sigma}_j\}_{j=1}^d$. We first define the function $r_{stu,j}^{VG}(\cdot)$ as the ratio of the characteristic function of the variable X_T^j and the proposed density $\psi_j^{stu}(\cdot)$:

$$r_{stu,j}^{VG}(u_j) := \frac{\phi_{X_T}^{VG}(\Psi_{stu}^{-1}(u_j) + iR_j)}{\psi_j^{stu}(\Psi_{stu}^{-1}(u_j))}, \quad u_j \in [0, 1], \mathbf{R} \in \delta_V^{VG}.$$

To determine the appropriate parameters, we replace the characteristic function and the proposed density with their explicit expressions, we obtain the following:

$$(F.1) \quad r_{stu,j}^{VG}(u_j) := C_{\tilde{\nu}}\tilde{\sigma}_j \times \frac{\left[(\Psi_{stu}^{-1}(u_j))^2 \left(\frac{\nu\sigma_j^2}{2} + i\frac{\nu\sigma_j^2 R_j - \nu\theta_j}{\Psi_{stu}^{-1}(u_j)} + \frac{1 + \nu\theta_j R_j - \frac{\nu\sigma_j^2 R_j^2}{2}}{(\Psi_{stu}^{-1}(u_j))^2} \right) \right]^{-\frac{T}{\nu}}}{\left[1 + \frac{(\Psi_{stu}^{-1}(u_j))^2}{\tilde{\nu}\tilde{\sigma}_j^2} \right]^{-\frac{\tilde{\nu}+1}{2}}},$$

where $C_{\tilde{\nu}} = \frac{\sqrt{\tilde{\nu}}\sqrt{\pi}\Gamma\left(\frac{\tilde{\nu}}{2}\right)}{\Gamma\left(\frac{\tilde{\nu}+1}{2}\right)}$. We are interested in the asymptotic behavior of $r_{stu,j}^{VG}(u_j)$ as $u_j \rightarrow 0$ i.e., as $\Psi^{-1}(u_j) \rightarrow -\infty$; thus, we approximate $r_{stu,j}^{VG}(u_j)$ near $u_j \rightarrow 0$ as follows:

$$(F.2) \quad r_{stu,j}^{VG}(u_j) = C_{\tilde{\nu}}\tilde{\sigma}_j \times \frac{\left[(\Psi_{stu}^{-1}(u_j))^2 \left(\frac{\nu\sigma_j^2}{2} + i\frac{\nu\sigma_j^2 R_j - \nu\theta_j}{\Psi_{stu}^{-1}(u_j)} + \frac{1 + \nu\theta_j R_j - \frac{\nu\sigma_j^2 R_j^2}{2}}{(\Psi_{stu}^{-1}(u_j))^2} \right) \right]^{-\frac{T}{\nu}}}{\left[1 + \frac{(\Psi_{stu}^{-1}(u_j))^2}{\tilde{\nu}\tilde{\sigma}_j^2} \right]^{-\frac{\tilde{\nu}+1}{2}}}$$

$$\stackrel{u_j \rightarrow 0}{\sim} C_{\tilde{\nu}}\tilde{\sigma}_j \frac{\left[\frac{\nu\sigma_j^2}{2} (\Psi_{stu}^{-1}(u_j))^2 \right]^{-\frac{T}{\nu}}}{\left[\frac{(\Psi_{stu}^{-1}(u_j))^2}{\tilde{\nu}\tilde{\sigma}_j^2} \right]^{-\frac{\tilde{\nu}+1}{2}}} := h_{stu}^{VG}(u_j)$$

Given the expression of $h_{stu}^{VG}(u_j)$, we enumerate three possible limits

$$(F.3) \quad \lim_{u_j \rightarrow 0} h_{stu}^{VG}(u_j) = \begin{cases} +\infty \text{ if } \tilde{\nu} > \frac{2T}{\nu} - 1 \text{ (i)} \\ C_{\tilde{\nu}} \tilde{\sigma}_j \left[\frac{\nu \sigma_j^2 \tilde{\nu} \tilde{\sigma}_j^2}{2} \right]^{-\frac{T}{\nu}} < \infty \text{ if } \tilde{\nu} = \frac{2T}{\nu} - 1 \text{ (ii)} \\ 0 \text{ if } \tilde{\nu} < \frac{2T}{\nu} - 1 \text{ (iii)} \end{cases}$$

From (F.3), an appropriate choice of the parameter $\tilde{\nu}$ satisfies either the condition in Case (ii) or (iii), where (ii) implicitly relies on the constraint $\frac{2T}{\nu} - 1 > 0$, which, if not satisfied, implies that the characteristic function is not integrable [34], and which violates our Assumption 2.3. After specifying the value of parameter $\tilde{\nu}$, a candidate choice for $\{\tilde{\sigma}_j\}_{j=1}^d$ is

$$(F.4) \quad \tilde{\sigma}_j = \left[\frac{\nu \sigma_j^2 \tilde{\nu}}{2} \right]^{\frac{T}{\nu-2T}} (C_{\tilde{\nu}})^{-\frac{\nu}{\nu-2T}}, \quad \forall j \in \mathbb{I}_d.$$

When $\nu = \frac{2T}{\nu} - 1$, this choice in (F.4) implies that $\lim_{u_j \rightarrow 0} h_{stu}^{VG}(u_j) = 1$. Consequently, this choice reduces the adverse effect that large values of $\tilde{\sigma}_j$ could have on the magnitude of mixed partial derivatives of the integrand, deteriorating the efficiency of RQMC. In summary, a suitable choice for $\tilde{\nu}, \{\tilde{\sigma}_j\}_{j=1}^d$ is $\tilde{\nu} = \bar{\nu} + \epsilon$, where $\bar{\nu} = \frac{2T}{\nu} - 1$ defines the critical value and $\epsilon \geq 0$, setting

$$\tilde{\sigma}_j = \left[\frac{\nu \sigma_j^2 \tilde{\nu}}{2} \right]^{\frac{T}{\nu-2T}} (C_{\tilde{\nu}})^{-\frac{\nu}{\nu-2T}}.$$

G Proof of Proposition 3.5

Let $\mathbf{Y} \sim t_d(\mathbf{0}, \tilde{\Sigma}, \tilde{\nu})$ denote the d -dimensional Student-t distribution with zero mean, covariance matrix $\tilde{\Sigma}$, and degrees of freedom $\tilde{\nu}$. Then we can express \mathbf{Y} in the normal mean-variance form as $\mathbf{Y} \stackrel{d}{=} \frac{\sqrt{\tilde{\nu}}}{\sqrt{W}} \mathbf{N}$ where $\mathbf{N} \sim \mathcal{N}_d(\mathbf{0}, \tilde{\Sigma})$ is a d -dimensional normal distribution with zero mean and covariance matrix $\tilde{\Sigma}$ and $W \sim \chi^2(\tilde{\nu})$ is the one-dimensional chi-squared distribution with degrees of freedom $\tilde{\nu}$. To simplify the notation in what follows, we denote by $\tilde{\mathbf{N}} \sim \mathcal{N}_d(\mathbf{0}, \tilde{\nu} \tilde{\Sigma})$. Hence, we can express the PDF of \mathbf{Y} in terms of the PDF of \mathbf{N} and the PDF of W as follows

$$(G.1) \quad \psi_{\mathbf{Y}}(\mathbf{y}) = \int_0^{+\infty} w^{d/2} \psi_W(w) \psi_{\tilde{\mathbf{N}}}(\sqrt{w} \mathbf{y}) dw, \quad \mathbf{y} \in \mathbb{R}^d$$

Using the expression of the PDF in (G.1), we can express the integrand in (2.1) as follows

$$\begin{aligned}
\int_{\mathbb{R}^d} g(\mathbf{y}) d\mathbf{y} &= \int_{\mathbb{R}^d} \frac{g(\mathbf{y})}{\psi_{\mathbf{Y}}(\mathbf{y})} \psi_{\mathbf{Y}}(\mathbf{y}) d\mathbf{y} \\
&= \int_{\mathbb{R}^d} \frac{g(\mathbf{y})}{\psi_{\mathbf{Y}}(\mathbf{y})} \left(\int_0^{+\infty} w^{d/2} \psi_W(w) \psi_{\tilde{\mathbf{N}}}(\sqrt{w}\mathbf{y}) dw \right) d\mathbf{y} \\
&= \int_{\mathbb{R}^d} \int_0^{+\infty} \psi_W(w) \frac{g\left(\frac{\mathbf{y}}{\sqrt{w}}\right)}{\psi_{\mathbf{Y}}\left(\frac{\mathbf{y}}{\sqrt{w}}\right)} \psi_{\tilde{\mathbf{N}}}(\mathbf{y}) dw d\mathbf{y} \\
&= \int_{[0,1]^d} \int_0^{+\infty} \psi_W(w) \frac{g\left(\frac{\Psi_{\tilde{\mathbf{N}}}^{-1}(\mathbf{u})}{\sqrt{w}}\right)}{\psi_{\mathbf{Y}}\left(\frac{\Psi_{\tilde{\mathbf{N}}}^{-1}(\mathbf{u})}{\sqrt{w}}\right)} dw d\mathbf{u} \\
&= \int_{[0,1]^d} \int_{[0,1]} \frac{g\left(\frac{\Psi_{\tilde{\mathbf{N}}}^{-1}(\mathbf{u})}{\sqrt{\Psi_W^{-1}(u')}}\right)}{\psi_{\mathbf{Y}}\left(\frac{\Psi_{\tilde{\mathbf{N}}}^{-1}(\mathbf{u})}{\sqrt{\Psi_W^{-1}(u')}}\right)} du' d\mathbf{u} \\
&= \int_{[0,1]^{d+1}} \frac{g\left(\frac{\tilde{\mathbf{L}}\Psi_{\mathbf{Z}}^{-1}(\mathbf{u}_{1:d})}{\sqrt{\Psi_W^{-1}(u_{d+1})}}\right)}{\psi_{\mathbf{Y}}\left(\frac{\tilde{\mathbf{L}}\Psi_{\mathbf{Z}}^{-1}(\mathbf{u}_{1:d})}{\sqrt{\Psi_W^{-1}(u_{d+1})}}\right)} d\mathbf{u}
\end{aligned}
\tag{G.2}$$

where in the second line we plugged in the expression of the PDF in (G.1), in the third line we used the change of variable $\mathbf{y}' = \sqrt{w}\mathbf{y}$, in the third line we used the change of variable $\mathbf{y} = \Psi_{\tilde{\mathbf{N}}}^{-1}(\mathbf{u})$, and in the fourth line the change of variable $w = \Psi_W^{-1}(u')$. In the last line, due to the non-nested nature of the integrals, we merged them into a single $(d+1)$ -dimensional integral. Moreover, we used the relation $\Psi_{\tilde{\mathbf{N}}}^{-1}(\mathbf{u}_{1:d}) = \tilde{\mathbf{L}}\Psi_{\mathbf{Z}}^{-1}(\mathbf{u}_{1:d})$ with the notation $\mathbf{u}_{1:d} = (u_1, \dots, u_d)$, where $\mathbf{Z} \sim \mathcal{N}_d(\mathbf{0}, \mathbf{I}_d)$. We note that the matrix $\tilde{\mathbf{L}}$ is defined as the square root of the matrix $\tilde{\nu}\tilde{\Sigma}$.

H Comparison of the Proposed Approach with the Monte Carlo Method in the Fourier Space

This section demonstrates the advantage of employing QMC in the Fourier space over applying the MC method in the Fourier space, as in [2]. Although the MC method does not require a domain transformation, we must still introduce a density from which to sample. Hence, to for the sake of comparison between the two methods, the MC estimator in the Fourier space will be defined as

$$Q_{d,n}^{MC}[g] := \frac{1}{N} \sum_{n=1}^N \tilde{g}(\mathbf{u}_n), \quad \mathbf{u}_n \in [0, 1]^d
\tag{H.1}$$

where $\{\mathbf{u}_n\}_{n=1}^N$ are independent and identically distributed (i.i.d.) samples drawn from the uniform distribution $\mathcal{U}([0, 1]^d)$, and the transformed integrand $\tilde{g}(\cdot)$ is defined in the same way as in Section

3. The following numerical experiments demonstrate that applying RQMC with the appropriate domain transformation allows retaining nearly optimal convergence rates, in contrast to the MC method, in which the convergence rate is insensitive to the regularity of the integrand. Figures H.1a, H.1b, and H.1c illustrate that employing RQMC in the Fourier space achieves a relative statistical error of about one order of magnitude lower than that of MC in the Fourier space. Moreover, the convergence rates of RQMC for the pricing of 4D basket put options range between $\mathcal{O}(N^{-1})$ and $\mathcal{O}(N^{-1.3})$, which is double the rate $\mathcal{O}(N^{-0.5})$ of the method. These convergence rates indicate that the RQMC method takes advantage of the analyticity of the integrand in the Fourier domain

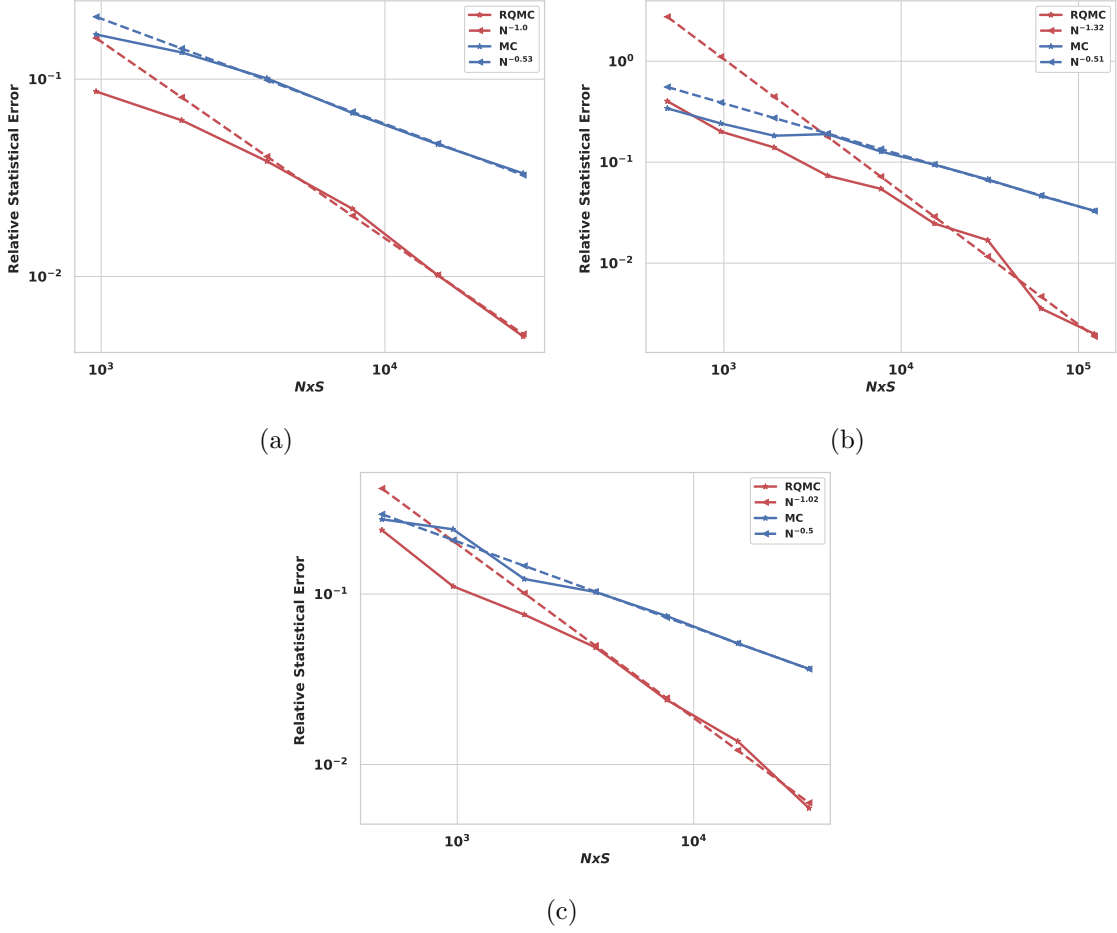


Figure H.1: 4D basket put: convergence of the relative statistical error with respect to $N \times S$ function evaluations. For RQMC, N : number of QMC points; $S = 30$: number of independent and identically distributed uniform shifts. For MC, $N \times S$: number of random samples in the approximation. $S_0^j = 100$, $K = 100$, $r = 0$, and $T = 1$. (a) GBM model: $\sigma_j = 0.2$, $\Sigma = \mathbf{I}_d$, $\bar{\mathbf{R}}_j = 4.44$, $\tilde{\sigma}_j = \frac{1}{\sqrt{T}\sigma} = 5$. (b) VG model: $\sigma_j = 0.4$, $\theta_j = -0.3$, $\nu = 0.2$, $\Sigma = \mathbf{I}_d$, $\bar{\mathbf{R}}_j = 1.31$, $\tilde{\nu} = \frac{2T}{\nu} - 1 = 9$, $\tilde{\sigma}_j = \left[\frac{\nu\sigma_j^2\tilde{\nu}}{2} \right]^{\frac{T}{\nu-2T}} (\tilde{\nu})^{\frac{\nu}{4T-2\nu}} = 3.31$. (c) NIG model: $\alpha = 20$, $\beta_j = -3$, $\delta = 0.2$, $\Delta = \mathbf{I}_d$, $\bar{\mathbf{R}}_j = 5.73$, $\forall j = 1, \dots, 4$, and the domain transformation parameters are $\tilde{\sigma}_j = \frac{1}{T\delta} = 10$.