

# Finite-frequency conductivity of nonlinear Luttinger liquid in smooth random potential

A. A. Dontsov,<sup>1,\*</sup> D. N. Aristov,<sup>2,3,1</sup> and A. P. Dmitriev<sup>1</sup>

<sup>1</sup>*Ioffe Institute, Politekhnicheskaya 26, 194021, St. Petersburg, Russia*

<sup>2</sup>*NRC “Kurchatov Institute” – PNPI, 188300, Gatchina, Russia*

<sup>3</sup>*Faculty of Physics, St. Petersburg State University, 190034, St. Petersburg, Russia*

We analyze the uniform conductivity of a one-dimensional degenerate fermion system placed in a random disorder potential so smooth that backward scattering can be neglected. We use the nonlinear Luttinger liquid model to consider effects of both interaction and the curvature of fermionic dispersion. The finite frequency conductivity, calculated in the lowest order of disorder potential, consists of two parts. First one is the elastic contribution, largely independent of temperature and interaction. Second one is the inelastic contribution, strongly dependent on temperature and frequency and appearing upon simultaneous presence of curvature, disorder and interaction. We argue that apart from such finite frequency conductivity, there should always remain the  $\delta$ -function peak of conductivity at zero frequency, whose weight is weakly dependent on the disorder.

## I. INTRODUCTION

The advancements in nanotechnology allow one to create an increasing variety of types of 1D systems. Nowadays numerous types exist, including: quantum wires, the chiral edge states of quantum Hall bars, the edge states of a two-dimensional topological insulator, carbon nanotubes etc. [1]. A key aspect to note is that any point of these systems is accessible, allowing for direct measurement. The control of quasiparticles allows one to work with quantum information [2]. Additionally, given the similarity between a photon in an optical waveguide and a quasiparticle in a 1D channel, the latter might parallel the role of quantum optical systems in basic research [3, 4].

Luttinger liquid is one of the prevalent models of 1D systems in the limit of low energies [1, 5]. However, many applications require taking into account the nonlinear dispersion [6]. These applications include energy dissipation and relaxation [6, 7], charge fractionalization [1, 8, 9] and spin-charge fractionalization [10–12], the Coulomb drag effect [13–15]. Even the most subtle predictions of nonlinear Luttinger liquid theory are being confirmed experimentally [16, 17].

At zero temperature, nonlinear theory expands further, allowing the consideration of very high energy excitations. This expansion is the model of mobile impurity [6, 18, 19]. It was successfully used in Hall systems [20] in spin chain systems [21, 22], etc [6]. Nonetheless, doubts exist regarding the model’s ability to provide general order of accuracy. [23]

The unusual nature of 1D systems is also demonstrated by their unusual quantum hydrodynamics at low temperature [24]. Many hydrodynamic properties have been calculated from first principles such as viscosity [25]. The problems of local thermalization relaxation [26–28] and

the thermal front propagation [29] are also actively studied. The model of mobile impurity also allows performing such calculations [18].

This work is concentrated on fermions, however, it is important to note that 1D boson systems are also actively studied experimentally [30, 31], and theoretically [32, 33]

Transport properties of a Luttinger liquid have been the focus of considerable research due to their unusual nature compared to three dimensional systems. Owing to one-dimensionality, a small impurity radically changes the ideal ballistic character of the particles motion [34], and even a weak local cluster of impurities dramatically affects the general conductance as well as the tunneling conductance [35–37]. On the other hand, the fact that a relatively short system has electrical leads becomes crucial in one dimension [38].

The case opposite to a single point-like impurity is the case of smooth disorder [38, 39]. It was shown that nonlinearity of the spectrum and forward scattering on the random potential are crucial in this case [39]. In case of zero-frequency limit, the conductance and other transport properties were considered using the kinetic equation method [40] as well as hydrodynamics [41]. Additionally, this case of smooth disorder is interesting because the effect of weak localization can take place [42, 43].

This paper considers the conductivity  $\sigma(\omega)$  of a one-dimensional degenerate liquid system of electrons with a finite mass  $m$  in a sample with smooth disorder  $U(x)$ , whose scale,  $d$ , is assumed large and the potential is assumed weak,  $U(x) \ll E_F$ , where  $E_F$  is the Fermi energy.

We employ bosonization technique and consider nonlinear fermionic dispersion, which corresponds to decay of plasmons in bosonization. The system is assumed long enough for the effect of the leads to be omitted. As usual for Luttinger liquid, we let  $a \gg \lambda_F$ , where  $a$  is the range of interaction and  $\lambda_F$  is the Fermi wavelength. Also, we assume that the random potential is large-scaled, meaning  $d \gg a$  and, thereby,  $d \gg \lambda_F$ ; this allows us to neglect backward scattering from the random potential. Apart from these spatial values, there are two more: the ther-

\* operatorne@yandex.ru

mal length  $l_T = v_F T$  and the frequency length  $l_\omega = \tilde{v}/\omega$ , where  $T$  is the temperature, and  $\tilde{v}$  is plasmon velocity. Different relations between these lengths correspond to different regimes (frequency and temperature dependence) of conduction. Throughout the paper, we assume that the temperature is low enough  $\lambda_F \ll l_T$ , hence the liquid is degenerate. Summing up, the conditions for length scales are

$$d \gg a \gg \lambda_F; \quad l_T \gg \lambda_F. \quad (1)$$

Note that non-uniformity is necessary for the dissipation to be nonzero  $\sigma(\omega) \neq 0$ , when  $\omega \neq 0$ .

The rest of the paper is organized as follows. We set up our problem and derive a general formula which expresses the conductivity through the electron liquid density and the random potential in Sec. II. Considering a gas of non-interacting electrons, we obtain expressions for the conductivity in the classical consideration and in the bosonization treatment in Sec. III, establishing coincidence of the results in two approaches. The density correlation function without random potential is described in Sec. IV for interacting system. The conductivity of interacting 1D liquid is analyzed in Sec. V, where we show the existence of elastic and inelastic contributions to optical conductivity. We briefly summarize the main results of the work in the concluding section VI. Finally, in Appendix A we provide the classical derivation of the conductivity of fermion gas in smooth disorder potential.

## II. SETUP OF THE PROBLEM

We consider the 1D Hamiltonian

$$\begin{aligned} \mathcal{H} &= \int dx (H_0 + H_U + H_{int}), \\ H_0 &= \pi v_F (R^2(x) + L^2(x)) + \frac{2\pi^2}{3m} (R^3(x) + L^3(x)), \\ H_U &= U(x)\rho(x), \\ H_{int} &= \frac{1}{2} \int dy \rho(x)g(x-y)\rho(y), \end{aligned} \quad (2)$$

where  $g(x-y)$  is the interaction between particles. Here we introduced smooth right- and left-moving particle densities,  $R(x)$  and  $L(x)$ , and the smooth part of total density,  $\rho(x) = R(x) + L(x)$ . We assume that the smooth random potential,  $U(x)$ , is characterized by the only correlator

$$W(x_2 - x_1) = \overline{U(x_2)U(x_1)},$$

while  $\overline{U(x)} = 0$ , here overbar stands for averaging in disorder realizations.

The Tomonaga commutation relations between the operators are

$$[R(x), R(x')] = -[L(x), L(x')] = \frac{i}{2\pi} \partial_x \delta(x - x'),$$

and  $[R(x), L(x')] = 0$ .

The cubic terms in fermionic densities in (2),  $\propto 1/m$ , appear in bosonization description thanks to quadratic curvature of the fermionic spectrum, see [14] and references therein.

The time evolution,  $\partial_t R = i[\mathcal{H}, R]$ , is given by

$$\begin{aligned} \partial_t R(x, t) &= -\partial_x [v_F R(x, t) + \frac{\pi}{m} R^2(x, t) \\ &\quad + \frac{1}{2\pi} \int dy g(x-y)\rho(y, t) + \frac{1}{2\pi} U(x)], \\ \partial_t L(x, t) &= \partial_x [v_F L(x, t) + \frac{\pi}{m} L^2(x, t) \\ &\quad + \frac{1}{2\pi} \int dy g(x-y)\rho(y, t) + \frac{1}{2\pi} U(x)]. \end{aligned} \quad (3)$$

From the continuity equation,  $\partial_t \rho + \partial_x j = 0$ , we find the current operator

$$j = v_F (R - L) + \frac{\pi}{m} (R^2 - L^2). \quad (4)$$

We are interested in calculation of the electric conductivity, which can be represented in Kubo formalism as the response function of the current,  $j(x, t)$ . We write it for  $\omega \neq 0$  in the form [14]

$$\sigma(\omega) = -\frac{e^2 \text{Im} \langle \langle \partial_t j, \partial_t j \rangle \rangle_{q=0}}{\hbar \omega^3}. \quad (5)$$

Here and below we denote the retarded Green's function in  $(q, \omega)$ -representation by the double angular brackets,

$$\langle \langle A, B \rangle \rangle = -i \int_0^\infty dt \int dx \langle [A(x, t), B(0, 0)] \rangle e^{-iqx + i\omega t},$$

where angular brackets stand for quantum-thermodynamic averaging.

Calculating now  $\partial_t j(x, t) = i[H, j(x, t)]$ , and using Eq. (3), we notice that the linear-in-densities terms in (4) give a full derivative with respect to  $x$  and, thus, can be omitted in calculation of  $\sigma(\omega)$  in the uniform limit,  $q = 0$ . These terms correspond to usual Tomonaga-Luttinger theory. Similarly, commuting the current with  $H_0$  in (2) produces the full derivative by  $x$  and can also be omitted. We obtain eventually

$$\partial_t j(x, t) = -\frac{\rho(x, t)}{m} \left[ \partial_x U(x) + \int \partial_x g(x-y)\rho(y, t) dy \right].$$

The Fourier transform of the second term above vanishes in the limit of our interest,  $q = 0$ , since  $\iint dy dx \partial_x g(x-y)\rho(y, t)\rho(x, t) = 0$ . Indeed, the derivative of the interaction potential is antisymmetric,  $\partial_x g(x-y) = -\partial_x g(y-x)$ , and the combination  $\rho(y, t)\rho(x, t)$ , taken at the same time, is symmetric in  $x, y$ .

It means that for our purposes it suffices to consider a following expression

$$\partial_t j(x, t) = -\frac{1}{m} \rho(x, t) \partial_x U(x). \quad (6)$$

The above formula for the conductivity takes the form

$$\sigma(\omega) = -\frac{e^2}{\hbar m^2 \omega^3} \text{Im} \langle \langle (\partial_x U) \rho, (\partial_x U) \rho \rangle \rangle_{q=0}. \quad (7)$$

When deriving this formula, we have not made any additional assumptions. Assuming now that the magnitude of the random potential  $U(x)$  is small, we obtain the conductivity in the lowest order

$$\begin{aligned}\sigma(\omega) &= \frac{e^2}{\hbar m^2 \omega^3} \int \frac{dq}{2\pi} q^2 W_q \mathcal{D}_{q,\omega}, \\ \mathcal{D}_{q,\omega} &= -\text{Im} \langle \langle \rho, \rho \rangle \rangle_{q,\omega}, \\ W_q &= \int dx e^{-iqx} W(x).\end{aligned}\quad (8)$$

We emphasize here that expression (8) stems from the second term in  $H_0$ , Eq. (2), which is responsible for the nonlinearity of the fermion spectrum. In case of linear fermionic dispersion,  $1/m = 0$ , we have  $\sigma(\omega) = 0$  at any  $\omega \neq 0$ .

The calculation of conductivity is thus reduced in the leading order to evaluation of the spectral density  $\mathcal{D}_{q,\omega}$  for the interacting electron gas without random potential. The structure of  $\mathcal{D}_{q,\omega}$  for a point-like interaction is known, especially for zero temperature [6, 14]. In this paper we obtain  $\mathcal{D}_{q,\omega}$  for finite-range interaction,  $g(x)$ . The range of  $q$  contributing to the conductivity is limited by the smoothness of potential, as the value of  $W_q$  is expected to decrease rapidly (faster than any power) with  $q$  beyond  $1/d$ . It restricts integration in (8) by  $q \lesssim 1/d \ll k_F$ .

In paper [14] the interaction between two one-dimensional particle systems is considered. If one let the mass of particles in one of the wires infinite and their velocity tending to zero, then they freeze and induce a random large-scaled potential on the second wire. In this limit the previous and the present problem become similar.

### III. CONDUCTIVITY OF NON-INTERACTING FERMI GAS

#### A. The classical conductivity of non-interacting gas

It is instructive to perform first a classical consideration of non-interacting Fermi gas.

We write the classical Liouville's equation for the right-moving electrons

$$\frac{\partial f_R}{\partial t} + \frac{\partial f_R}{\partial x} \frac{\partial H}{\partial p} - \frac{\partial f_R}{\partial p} \frac{\partial H}{\partial x} = 0, \quad (9)$$

with  $H = \frac{p^2}{2m} + U(x) + e\mathcal{E}_0 x \cos(\omega t)$  and  $\mathcal{E}_0$  is the electric field. We rewrite this equation in terms of a new variable  $E = p^2/2m + U(x)$ , in the following way

$$\begin{aligned}\frac{\partial f_R}{\partial t} + \sqrt{\frac{2}{m}(E - U(x))} \frac{\partial f_R}{\partial x} \\ = e\mathcal{E}_0 \exp(i\omega t) \sqrt{\frac{2}{m}(E - U(x))} \frac{\partial f_R}{\partial E}.\end{aligned}\quad (10)$$

Assuming that the field  $\mathcal{E}_0$  is weak, we replace  $f_R$  in the right hand side of (10) by the Fermi distribution function of the right electrons,  $f_R^{(0)}$ , and  $f_R$  in the left hand side now means deviation from  $f_R^{(0)}$ . The equation for the left electrons is similar, with  $f_R$  being replaced by  $f_L$ , and a different sign before  $\sqrt{\frac{2}{m}(E - U(x))}$ . Eq. (10) is solved for  $T = 0$  in Appendix A. The real part of the obtained classical conductivity is

$$\begin{aligned}\sigma_{\text{cl}}(\omega) &\simeq \frac{e^2 v_F}{\hbar} \left( 1 - \frac{3W(x=0)}{2m^2 v_F^4} \right) \delta(\omega) \\ &+ \frac{e^2 W_{q=\omega/v_F}}{2\pi \hbar m^2 v_F^4}.\end{aligned}\quad (11)$$

The physical reason for nonzero conductivity at  $\omega \neq 0$  in a noninteracting liquid is the following. In the absence of disorder, under the influence of an oscillating uniform electric field, the electron velocity oscillates with the same frequency and with a phase shift of  $\frac{\pi}{2}$ . As a result, the work of the field during the period becomes zero, which means  $\sigma(\omega \neq 0) = 0$ . Under the influence of disorder, the phase shift between the field and the velocity becomes irregular and the conductivity turns out to be finite.

We note that from physical considerations, it is clear that in our setup and in a constant electric field ( $\omega = 0$ ), the speed of electron increases infinitely and the conductivity becomes infinite. Note that the conductivity of a one-dimensional system of non-interacting electrons without backward scattering was studied in [39], where the  $\delta$ -function part of conductivity was simply omitted. The authors drew an unsubstantiated conclusion that the smooth disorder in 1D systems completely smears the  $\delta$ -function in the framework of the bosonization approach.

#### B. The quantum conductivity of non-interacting gas

In the limit of linear dispersion,  $1/m \rightarrow 0$ , and without interaction, one has a well-known expression [12]

$$\mathcal{D}_{q,\omega} = \frac{1}{2} q [\delta(\omega - qv_F) - \delta(\omega + qv_F)]. \quad (12)$$

In case of nonlinear dispersion and zero temperature the density correlator is finite at all  $q$  and has [6] a rectangular shape [44]; for finite temperatures it is a broadened temperature function [14]

$$\mathcal{D}_{q,\omega} = \frac{m}{4q} \frac{\sinh(\omega/2T)}{\cosh \frac{\omega - qv_F - q^2/2m}{2Tq/(mv_F)} \cosh \frac{\omega - qv_F + q^2/2m}{2Tq/(mv_F)}}, \quad (13)$$

which is shown in Fig. 1. The center of this spectral weight function is at  $q_c = \omega/v_F$ . Its width is estimated as  $|q_{\pm}^{(\omega)} - q_c| \approx q_c^2/2mv_F$  at low temperatures,  $T \ll \omega$  and at relatively large temperature,  $T \gg \omega$ , the width is

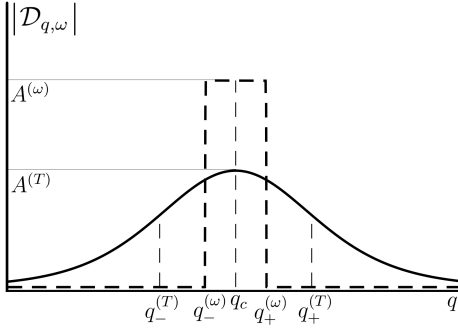


FIG. 1. Correlator  $\mathcal{D}_{q,\omega}$  for a non-interacting gas with nonlinear dispersion as a function of  $q$  with fixed  $\omega$ , schematically shown for low temperature  $T \ll \omega$  (dashed line) and for relatively high temperature  $T \gg \omega$  (solid line). The low temperature peak is located between the values  $q_-^{(\omega)}$  and  $q_+^{(\omega)}$  and the high temperature peak is mostly present between  $q_-^{(T)}$  and  $q_+^{(T)}$ . The heights of the peaks are denoted by  $A^{(\omega)}$  and  $A^{(T)}$ , respectively.

$$|q_{\pm}^{(T)} - q_c| \approx \frac{q_c^2}{2mv_F} \frac{T}{\omega}. \text{ Overall we may write}$$

$$q_+ - q_- \approx \frac{q_c^2}{mv_F} \frac{\max(\omega, T)}{\omega}. \quad (14)$$

The height of the peak is given by  $A \approx \frac{v_F m}{\max(\omega, T)}$ .

The calculation of the conductivity of a non-interacting 1D gas with nonlinear dispersion may be done with the full nonlinear correlator (13) in Eq. (8). However, we can safely replace the complicated shape of the peak (13) concentrated between  $q_+$  and  $q_-$  by a simple delta function (12), given the large-scale character of the external potential,  $1/d \gg (q_+ - q_-)$ . The latter inequality is easily satisfied in the following frequency domain

$$\begin{cases} \omega \ll E_F \omega_d / T, & \hbar \omega \ll T, \\ \omega \ll \sqrt{E_F \omega_d}, & \hbar \omega \gg T, \end{cases} \quad (15)$$

with  $\omega_d = \hbar \tilde{v} / d$  and  $E_F = mv_F^2 / 2$ .

Using Eq. (12) in (8) we obtain

$$\sigma_1(\omega) = \frac{e^2 W_{q=\omega/v_F}}{2\pi \hbar m^2 v_F^4}. \quad (16)$$

This expression coincides with the classical result, Eq. (11), at  $\omega \neq 0$ . The explanation is simple: the quantum parameter  $\lambda_F$  is smaller than the scale of the disorder,  $d \gg \lambda_F$ , which means the applicability of the semiclassical approach.

#### IV. DENSITY CORRELATIONS IN INTERACTING CASE

##### A. General remarks

Let us describe the changes in density correlation function in presence of the interaction and in case of nonlin-

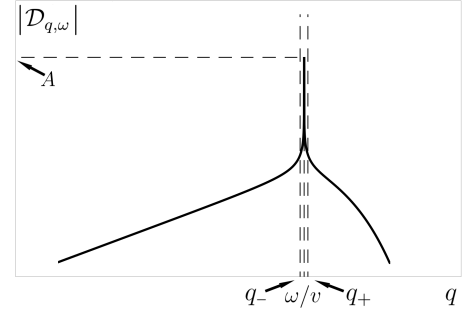


FIG. 2. Correlator  $\mathcal{D}_{q,\omega}$  as a function of  $q$  with a fixed  $\omega$  in log-log format. The warped peak from Fig. 1 is concentrated between  $q_{\pm}$ , see Eq. (14). Interaction induces long tails, that may decrease very slowly. This picture is drawn for a point-like interaction, for a finite range interaction the picture is similar.

ear fermionic dispersion. First, the non-perturbed Fermi velocity,  $v_F$ , is replaced by plasmon velocity,  $v$ , in the corresponding formulas. Second, the simple peak in Fig. 1 warps in a complex way [6], it is now concentrated near  $q_c = \omega/v$  between  $q_{\pm} = q_c \pm \frac{q_c^2}{2mv} \frac{\max(\omega, T)}{\omega}$ , its height is  $A \approx \frac{v_F m}{2 \max(\omega, T)}$ , it weakly depends on the interaction. Third, besides the changes in the peak, long tails are formed as shown in Fig. 2. These tails decrease slowly and, as shown below, provide a major contribution into the overall conductivity (8) for some sets of parameters.

We consider the nonlinearity of the fermionic dispersion as a small perturbation of Tomonaga-Luttinger model at  $q \ll k_F$ . The cubic in density terms of the Hamiltonian,  $\propto 1/m$ , are strongly irrelevant perturbation, that is they cannot modify the spectrum, although they can modify observables. Within such perturbation theory, the results of interacting Tomonaga-Luttinger model are obtained as the leading term,  $\mathcal{O}(m^0)$ , in the asymptotic series in powers of  $1/m$ . This asymptotic series of contributions to  $\langle\langle \rho, \rho \rangle\rangle$  is not converging (even in the free-fermion case), as there is no way to obtain the spectral weight of finite width, Eq. (13), starting from  $\delta$ -functions,  $\mathcal{D}_{q,\omega}$  in Eq. (12). The finite-width spectral weight is obtained by associating a part of bosonized Hamiltonian with composite fermions having non-linear dispersion [6, 45].

We find, however, that corrections to the imaginary part of Green's function  $\mathcal{D}_{q,\omega}$  away from the peak position,  $q \simeq \omega/v$ , are important in our calculation of conductivity. At the same time, the details of the peak's profile can well be absorbed into its cumulative characteristics, such as the position and the magnitude.

For our purposes, it is thus natural to divide the density spectral weight into two parts, the Tomonaga-Luttinger correlator as a zero approximation and corrections to it. We write  $\mathcal{D}_{q,\omega} \simeq \mathcal{D}_{q,\omega}^{(0)} + \mathcal{D}_{q,\omega}^{(1)}$ , where  $\mathcal{D}_{q,\omega}^{(0)}$  does not depend on  $m$  and  $\mathcal{D}_{q,\omega}^{(1)} \sim m^{-2}$ . The Tomonaga-Luttinger part,  $\mathcal{D}_{q,\omega}^{(0)}$ , approximates the peak at  $q_c \simeq \omega/v$  by  $\delta$ -function, which is sufficient for our calculation (see

Fig. 1). The correction  $\mathcal{D}_{q,\omega}^{(1)}$  describes the tails stretching far away from the point  $q_c = \omega/v$ , we show this correlator in Fig. 2.

We refer to the corresponding contributions in the correlator,  $\mathcal{D}_{q,\omega}^{(0)}$  and  $\mathcal{D}_{q,\omega}^{(1)}$ , as single-boson and double-boson contributions, respectively. This terminology is due to the fact, after the diagonalization of the Tomonaga-Luttinger Hamiltonian, the new chiral bosons do not interact. The combination of fermionic interaction and non-linearity of the fermionic spectrum leads to possibility of new chiral bosons decaying into two bosons of different chirality in the intermediate state.

### B. One- and two-boson contribution to density correlator

In the linear dispersion limit a standard calculation [12] gives  $\langle\langle\rho, \rho\rangle\rangle_{q,\omega} = \frac{1}{\pi} K_q \tilde{v}_q q^2 / ((\omega + i0)^2 - q^2 \tilde{v}_q^2)$ , and

$$\mathcal{D}_{q,\omega}^{(0)} = \frac{1}{2} K_q q [\delta(q\tilde{v}_q - \omega) - \delta(q\tilde{v}_q + \omega)], \quad (17)$$

with the Luttinger parameter,  $K_q = 1/\sqrt{1 + g_q/(\pi v_F)}$ , the group velocity is  $\tilde{v}_q = v_F/K_q$ , and  $g_q = \int g(x) e^{-iqx} dx$ . In this notation, the above  $v$  corresponds to  $\tilde{v}_{q=0}$ .

Let us provide here the expression for conductivity in the clean Luttinger liquid. Using the Kubo formula  $\sigma(\omega) = -\frac{e^2}{\hbar\omega} \text{Im}\langle\langle j, j\rangle\rangle|_{q \rightarrow 0}$  and continuity equation, we have

$$\sigma^{(0)}(\omega) = e^2 K_0 \tilde{v}_0 \delta(\hbar\omega) = e^2 v_F \delta(\hbar\omega),$$

which shows that  $\sigma^{(0)}(\omega)$  is not affected by interaction,  $K_q \neq 1$ .

Let us discuss  $\mathcal{D}_{q,\omega}^{(1)}$  for the interaction of finite range,  $a$ . In the Hamiltonian (2) we set  $H_U = 0$ , assume the curvature  $1/m$  term small, and find then corrections to the correlator in the lowest order in  $1/m$ . Performing Bogoliubov transformation

$$\begin{aligned} R_q &= \cosh \theta_q \tilde{R}_q - \sinh \theta_q \tilde{L}_q \\ L_q &= \cosh \theta_q \tilde{L}_q - \sinh \theta_q \tilde{R}_q \end{aligned} \quad (18)$$

with  $e^{-2\theta_q} = K_q$  or, equivalently,  $\tanh 2\theta_q = \frac{g_q}{g_q + 2\pi v_F}$ , one obtains

$$\begin{aligned} H_0 &= (\pi/l) \sum_q \tilde{v}_q (\tilde{R}_q \tilde{R}_{-q} + \tilde{L}_q \tilde{L}_{-q}) \\ &+ \frac{2\pi^2}{3ml^2} \sum_{q_i} [\Gamma_{q_1, q_2, q_3}^{(1)} (\tilde{R}_1 \tilde{R}_2 \tilde{R}_3 + \tilde{L}_1 \tilde{L}_2 \tilde{L}_3) \\ &+ 3\Gamma_{q_1, q_2, q_3}^{(2)} (\tilde{R}_1 \tilde{R}_2 \tilde{L}_3 + \tilde{L}_1 \tilde{L}_2 \tilde{R}_3)], \end{aligned} \quad (19)$$

with  $q_1 + q_2 + q_3 = 0$  and

$$\begin{aligned} \Gamma_{q_1, q_2, q_3}^{(1)} &= \cosh \theta_{q_1} \cosh \theta_{q_2} \cosh \theta_{q_3} \\ &- \sinh \theta_{q_1} \sinh \theta_{q_2} \sinh \theta_{q_3}, \\ \Gamma_{q_1, q_2, q_3}^{(2)} &= \sinh \theta_{q_1} \sinh \theta_{q_2} \cosh \theta_{q_3} \\ &- \cosh \theta_{q_1} \cosh \theta_{q_2} \sinh \theta_{q_3} \end{aligned} \quad (20)$$

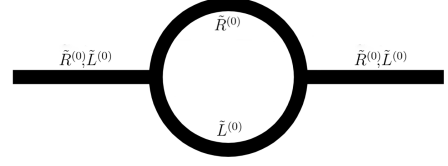


FIG. 3. Boson diagram of the type  $\langle \tilde{R} \tilde{R} \rangle$ ,  $\langle \tilde{R} \tilde{L} \rangle$  etc. It corresponds to the lowest-order correction to the Green's function in  $1/m^2$ , describing the boson decaying into two bosons in the intermediate state. As explained in the main text, it is sufficient to use the form of Green's functions with linearized dispersion in the actual calculation.

and  $l$  is the size of the system with the periodic boundary conditions; one should put  $q_3 = -q_1 - q_2$  in Eqs. (19). Since  $g_q$  is even function of  $q$ , the quantity  $\theta_q$  is also even in  $q$ . It means that  $\Gamma^{(1)}$ ,  $\Gamma^{(2)}$  are even functions of their arguments,  $q_i$ .

The first line of (19) is the standard Hamiltonian of the Tomonaga-Luttinger model, the second and third lines correspond to the nonlinearity of the spectrum, and they will be considered as the perturbation.

The ordinary correlator is expressed via the transformed operators  $\tilde{R}$  and  $\tilde{L}$  as

$$\begin{aligned} \langle\langle\rho, \rho\rangle\rangle &= (\cosh \theta_q - \sinh \theta_q)^2 \langle\langle\tilde{\rho}, \tilde{\rho}\rangle\rangle \\ &= K_q \langle\langle(\tilde{R} + \tilde{L}), (\tilde{R} + \tilde{L})\rangle\rangle, \end{aligned} \quad (21)$$

and we come to Eq. (17) above.

We find the correction to the Green's function in the lowest (second) order in  $1/m$ . As explained above, it amounts to calculation of diagrams shown in Fig 3. A similar calculation was done in [14], and we generalize it here to the case of non-point-like interaction between particles. Our goal is to find the imaginary part  $\mathcal{D}_{q,\omega}^{(1)}$  away from the pole, in which case the diagrams remain finite, with no further regularization required. As was noted in [14], the terms with the vertex  $\Gamma^{(1)}$  do not affect the second order perturbation of the Green's function imaginary part  $\mathcal{D}_{q,\omega}^{(1)}$ .

Second order corrections in  $m^{-1}$ , defining  $\mathcal{D}_{q,\omega}^{(1)}$ , stem from the vertex  $\Gamma^{(2)}$ , which is non-zero in presence of interaction,  $g_q \neq 0$ . The corresponding contributions are given by expressions

$$\begin{aligned} \text{Im}\langle\langle\tilde{R}\tilde{R}\rangle\rangle_{q,\omega}^{(1)} &= K_q^{-1} \mathcal{C}(q, \omega) \frac{\left(\Gamma_{q, q'; q' - q}^{(2)}\right)^2}{(q\tilde{v} - \omega)^2}, \\ \text{Im}\langle\langle\tilde{L}\tilde{L}\rangle\rangle_{q,\omega}^{(1)} &= K_q^{-1} \mathcal{C}(q, \omega) \frac{\left(\Gamma_{q, q' - q; q'}^{(2)}\right)^2}{(q\tilde{v} + \omega)^2}, \\ \text{Im}\langle\langle\tilde{R}\tilde{L}\rangle\rangle_{q,\omega}^{(1)} &= K_q^{-1} \mathcal{C}(q, \omega) \frac{\Gamma_{q, q'; q' - q}^{(2)} \Gamma_{q, q' - q; q'}^{(2)}}{(q\tilde{v} - \omega)(q\tilde{v} + \omega)}, \\ \text{Im}\langle\langle\tilde{L}\tilde{R}\rangle\rangle_{q,\omega}^{(1)} &= \text{Im}\langle\langle\tilde{R}\tilde{L}\rangle\rangle_{q,\omega}^{(1)}, \end{aligned} \quad (22)$$

where  $q' = \frac{\omega}{2\tilde{v}} + \frac{q}{2}$ . The total spectral density correction is then

$$\mathcal{D}_{q,\omega}^{(1)} = \mathcal{C}(q,\omega) \left[ \frac{\Gamma_{q, \frac{\omega}{2\tilde{v}} - \frac{q}{2}; \frac{\omega}{2\tilde{v}} + \frac{q}{2}}^{(2)}}{q\tilde{v} + \omega} + \frac{\Gamma_{q, \frac{\omega}{2\tilde{v}} + \frac{q}{2}; \frac{\omega}{2\tilde{v}} - \frac{q}{2}}^{(2)}}{q\tilde{v} - \omega} \right]^2, \\ \mathcal{C}(q,\omega) = K_q \frac{q^2}{32m^2\tilde{v}^3} \frac{(\omega^2 - (q\tilde{v})^2) \sinh(\frac{\omega}{2T})}{\sinh(\frac{\omega+q\tilde{v}}{4T}) \sinh(\frac{\omega-q\tilde{v}}{4T})}, \quad (23)$$

for  $q$  away from  $\pm\omega/\tilde{v}$ .

The analog of the formula (23) for a point-like interaction was found in [14]. The point-like interaction corresponds to letting  $a \rightarrow 0$ , which results in  $(\Gamma_{q, \frac{\omega}{2\tilde{v}} + \frac{q}{2}; \frac{\omega}{2\tilde{v}} - \frac{q}{2}}^{(2)})^2 \simeq (\Gamma_{0,0;0}^{(2)})^2 = (K-1)^2/16K$  with  $K = K_{q=0}$ . The Eq. (23) reduces then to Eq. (51) in [14].

## V. THE CONDUCTIVITY OF INTERACTING 1D LIQUID

Let us first calculate one-boson contribution which means using expression (17) in Eq. (8). As explained in the previous section, when condition  $1/d \gg q_+ - q_-$  is satisfied, the fine structure of the peak can be neglected and substituted by delta function of the linearized dispersion limit,  $1/m \rightarrow 0$ . Then we return to conditions (15) with  $v_F$  replaced by renormalized  $\tilde{v}$ .

The expression (17) contains  $q = \omega/\tilde{v}_q$  with  $\tilde{v}_q$  depends on  $q$  itself. After simple calculation we find

$$\sigma_1(\omega) = \frac{e^2 K_{\omega/v} W_{\omega/v}}{2\pi \hbar m^2 \tilde{v}_{\omega/v}^4} \quad (24)$$

This result is similar to the non-interacting case (16), except for certain renormalization. We see that this one-boson contribution does not depend on temperature when inequality (15) holds. Since we assume that  $W_q$  decreases faster than any power with  $q$  beyond  $1/d$ , we see that  $\sigma_1(\omega)$  is suppressed at  $|\omega| \gtrsim \omega_d$  where the scale

$$\omega_d = \tilde{v}/d.$$

We calculate next the two-boson contribution, focusing on the long tails in density correlator in Fig. 2. If  $T \gg \omega_d$  or  $\omega \gg \omega_d$ , then the area near  $q \approx 1/d$  of the long tails contributes most significantly to the conductivity. However, this approach meets difficulties when  $\omega \approx \omega_d$ , because it is the peak rather than the long tails, which may mostly contribute in this regime, see Fig. 2. Specifically, we should require  $|\omega - \omega_d| \gg q_+ - q_-$ , or

$$|\omega - \omega_d| \gg \frac{\omega_d \max(T, \omega_d)}{m v_F^2}, \quad (25)$$

for this simple estimate we let  $\omega \approx \omega_d$  in (14). We may conclude that focusing on the tails of density correlator for calculation of the conductivity in presence of interaction is questionable at  $\omega \approx \omega_d$ . In particular, our Eq. (30) below contains a mild (logarithmic) singularity.

The general expression (8) with correlator (23) can be brought to compact form in particular cases considered below. When integrating in (8), we take into account the fact that (23) is obtained for  $q$  away from the apparent poles at  $\pm\omega/\tilde{v}$ . [46]

The results for the higher temperature regime,  $T \gg \omega_d$ , are summarized as follows

$$\sigma_2(\omega) = \frac{e^2 T}{8m^4 \tilde{v}^5 \omega^2} \int_0^\infty q^2 W_q K_q \left[ 2\Gamma_{q, \frac{q}{2}; \frac{q}{2}}^{(2)} \right]^2 \frac{dq}{2\pi}, \quad (26) \\ \simeq \frac{T \omega_d^3 \Xi_0}{12 \omega^2}, \quad (T \gg \omega_d \gg \omega).$$

$$\sigma_2(\omega) = \frac{e^2 T}{8m^4 \tilde{v} \omega^6} \int_0^\infty q^6 W_q K_q \left[ 2\Gamma_{q, \frac{\omega}{2\tilde{v}}; \frac{\omega}{2\tilde{v}}}^{(2)} \right]^2 \frac{dq}{2\pi}, \quad (27) \\ \simeq \frac{T \omega_d^7 \Xi_\omega}{7 \omega^6}, \quad (T \gg \omega \gg \omega_d).$$

$$\sigma_2(\omega) = \frac{\hbar e^2}{32m^4 \tilde{v} |\omega|^5} \int_0^\infty q^6 W_q K_q \left[ 2\Gamma_{q, \frac{\omega}{2\tilde{v}}; \frac{\omega}{2\tilde{v}}}^{(2)} \right]^2 \frac{dq}{2\pi}, \quad (28) \\ \simeq \frac{\hbar \omega_d^7 \Xi_\omega}{28 |\omega|^5}, \quad (\omega \gg T \gg \omega_d),$$

where we defined

$$\Xi_\omega = \frac{e^2 K_0 W_0}{\pi (m \tilde{v}^2)^4} (\Gamma_{0, \omega/2\tilde{v}; \omega/2\tilde{v}}^{(2)})^2.$$

Similarly, in the lower temperature regime,  $T \ll \omega_d$ , we obtain

$$\sigma_2(\omega) \approx \begin{cases} \frac{32\pi^4 T^4 \Xi_0}{15 \hbar^3 \omega^2}, & \omega_d \gg T \gg \omega \end{cases} \quad (29)$$

$$\sigma_2(\omega) \approx \begin{cases} \frac{\hbar \omega^2 \Xi_0}{4}, & \omega_d \gg \omega \gg T \end{cases} \quad (30)$$

$$\sigma_2(\omega) \approx \begin{cases} \frac{\hbar \omega_d^7 \Xi_\omega}{28 |\omega|^5}, & \omega \gg \omega_d \gg T \end{cases} \quad (31)$$

Notice that (28) and (31) are equal, although in different regimes. The results (28), (30) and (31) correspond to the low temperature limit,  $T \rightarrow 0$ , when the temperature-dependent factor in (23) becomes a step function equal to zero at  $\omega < q\tilde{v}$ , cf. [19].

The simpler formulas above with the quantity  $\Xi_\omega$  were obtained keeping in mind that  $1/d \ll 1/a$ , i.e., the range of interaction is smaller than the scale of random potential. For weak interaction,  $g_0/\pi v_F \ll 1$ , the formula for  $\Xi_\omega$  is additionally simplified with  $\Gamma_{0, \frac{\omega}{2\tilde{v}}; \frac{\omega}{2\tilde{v}}}^{(2)} \rightarrow g_{\frac{\omega}{2\tilde{v}}}^2/2\pi v_F$ , we also have  $K_0 \rightarrow 1$  and  $\tilde{v} \rightarrow v_F$ . Notice that  $\sigma_2(\omega \sim \omega_d)$  at  $T \sim \omega_d$  is small in comparison with  $\sigma_1(0)$  thanks to the factor  $\Xi_0$ , which contains additional smallness both in interaction and disorder.

The total conductivity at finite frequencies consists of two contributions  $\sigma_1$  and  $\sigma_2$  and none of these contributions can be ignored, see Fig. 4. The part  $\sigma_2$  is dominant at higher frequencies,  $\omega \gtrsim \omega_d$ .

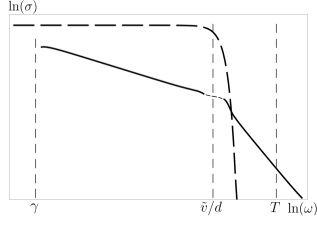


FIG. 4. One-boson  $\sigma_1$  (dashed line) and two-boson  $\sigma_2$  (solid line) conductivities as a function of  $\omega$  in log-log format. The temperature is chosen high  $T \gg \omega_d$ . Conductivity  $\sigma_2$  decreases as a power of  $1/\omega$ , while  $\sigma_1$  does as  $W_{\omega/v_F}$ . Since  $W_q$  dependence is exponential, one can see that there are two areas of frequencies where  $\sigma_2 > \sigma_1$  and both of them are valid within boson approximation. Note that there is a area of  $\omega$  in  $\sigma_2$  near point  $\tilde{v}/d$ , that our method cannot describe, see condition of applicability (25).

In the regime of small energies,  $\omega \ll T$ , Eqs. (26), (27), (29), the part  $\sigma_2$  is proportional to  $T$ , which allows us to identify  $\sigma_2$  as *inelastic* contribution to conductivity. By contrast,  $\sigma_1$  is independent of temperature, and it is natural to refer to it as *elastic* contribution to  $\sigma(\omega)$ .

Let us now address one particular case, when our results can be checked by the alternative method of kinetic equation. This case requires a necessary condition  $\omega \ll \omega_d$  for the method to be applied. Other requirements include  $\omega \ll T$  and the weakness of interaction. This leaves us with two options: Eq. (26) and Eq. (29). For example, in particular case  $T \gg \omega_d$ , the conductivity is given by (26), which simplifies to

$$\sigma_2(\omega) = \frac{e^2 T}{16\pi m^4 v_F^5 \omega^2} \int_0^\infty dq q^2 W_q \left( \frac{g_{q/2}}{\pi v_F} \right)^2. \quad (32)$$

This formula for inelastic part of conductivity coincides with the one obtained by using the kinetic equation. If the interaction is weak and short-ranged, that approach gives a general formula that works for any ratio of  $T$  to  $\omega_d$ .

$$\sigma_2(\omega) = \frac{e^2}{256\pi m^4 v_F^3 T \omega^2} \left( \frac{g_0}{\pi v_F} \right)^2 \int_0^\infty dq \frac{q^4}{\sinh^2\left(\frac{v_F q}{4T}\right)} W_q$$

In the special case that matches our earlier limits, this general result becomes Eq. (29). (This general result can also be derived from the bosonization expression (23).)

### A. The case of low frequency

Inspecting the inelastic contribution to conductivity at the lowest frequencies, Eqs. (26), (29), we see a non-integrable divergence,  $\sigma \sim \omega^{-2}$ , which violates the so-called optical sum rule [47]. The sum rule states that the integral,  $\int d\omega \sigma(\omega)$ , is proportional to the density of states at the Fermi level and is not affected by interactions. It shows that the use of the formula (8) leads to

unsatisfactory results in the limit of small frequencies, when interaction and weak disorder are simultaneously present.

A possibility to proceed with the limit  $\omega \rightarrow 0$  in such cases was proposed in [48]. It was shown that the complex-valued conductivity can be represented by the expression

$$\sigma_{\text{complex}}(z) = \frac{e^2 v_F}{\pi \hbar} \frac{i}{z + M(z)}, \quad (33)$$

where  $z = \omega + i0$  and  $M(z) = M'(z) + iM''(z)$  is the complex-valued memory function.

Let us for a moment assume that  $M'(\omega)$  is small in case of weak disorder and small interaction. Then we neglect it and the real part of the conductivity at  $\omega \neq 0$  reads

$$\sigma(\omega) = \frac{e^2 v_F}{\pi \hbar} \frac{M''(\omega)}{\omega^2 + (M''(\omega))^2}. \quad (34)$$

In the first order of random potential correlator the imaginary part,  $M''(\omega)$ , according to [48], is given by

$$M''(\omega) = \frac{\pi}{v_F m^2 \omega} \int \frac{dq}{2\pi} q^2 W_q \mathcal{D}_{q,\omega}.$$

The leading asymptote of Eq. (34), corresponds to  $\omega \gg M''(\omega)$  and reduces to Eq. (8). We identify this  $1/\omega^2$  regime with the above Eq. (29). We show below, however, that Eq. (34) badly describes the conductivity at lower frequencies. Namely we extract the next term in the asymptotic expansion of  $\sigma(\omega)$  in powers of  $1/\omega$ , and find

$$\text{Re}[\sigma_{\text{low}}(\omega \neq 0)] \simeq \frac{e^2 v_F}{\pi \hbar} \left( \frac{A}{\omega^2} - \frac{B}{\omega^4} \right). \quad (35)$$

If Eq. (34) would hold, then one would have  $A = M''(0)$ , and  $B = [M''(0)]^3$ . We will see that the ratio  $B/A^3 \neq 1$ , which particularly may mean that our assumption about smallness of  $M'(\omega)$ , leading to (34), was incorrect.

Equation (35) defines the applicability condition of the above expressions (29) and (26), in the form

$$\omega \gtrsim \omega_{\min} \equiv \sqrt{B/A}.$$

Below we will refer to this characteristic scale as  $\omega_{\min} = \gamma$ .

Representing  $A$  and  $B$  as  $A = \zeta \gamma$  and  $B = \zeta \gamma^3$  we may write the expansion for small  $\omega \ll \min[T, \omega_d]$

$$\text{Re} \sigma_{\text{low}}(\omega \neq 0) \simeq \frac{e^2 v_F}{\pi \hbar} \left( f(\omega) + \frac{\zeta \gamma}{\omega^2} - \frac{\zeta \gamma^3}{\omega^4} \right), \quad (36)$$

with the first two terms here correspond to  $\sigma_1$  and  $\sigma_2$ , Eqs. (24) and (27), (29), that is  $f(\omega)$  defined as  $\sigma_1 = \frac{e^2 v_F}{\pi \hbar} f(\omega)$ .

The form of Eq. (36) suggests that in the lowest order of random potential and at frequencies,  $\gamma \ll \omega \lesssim$

$\min[T, \omega_d]$ , the complex conductivity may be conveniently represented by three terms,

$$\sigma_{low}(\omega) \simeq \frac{e^2 v_F}{\pi \hbar} \left( \frac{i\zeta_0}{\omega + i0} + \frac{i\zeta}{\omega + i\gamma} + f(\omega) \right), \quad (37)$$

where the first term corresponds to the  $\delta$ -function in real part of the conductivity. Performing analytical continuation to the smallest frequency domain,  $\omega \lesssim \gamma$ , we expect that Eq. (37) holds in the whole region  $|\omega| \lesssim \min[T, \omega_d]$ . We show below that  $\zeta$  is small for weak disorder and, together with the optical sum rule,  $\int d\omega \operatorname{Re} \sigma(\omega) = e^2 v_F / \hbar$ , it leads to conclusion that the weight of the  $\delta$ -function in conductivity,  $\zeta_0 \simeq 1$ .

### B. Contribution $\omega^{-4}$ to conductivity

We found the expression (6) for the uniform dynamic component of the current in the form,  $\partial_t j(x, t) = -\frac{1}{m} \rho(x, t) \partial_x U(x)$ , which leads to  $\omega^{-2}$  contribution to  $\sigma(\omega)$ . We suggest, that  $\omega^{-4}$  contribution can be obtained by further differentiating  $\partial_t j(x, t)$  over time, so that instead of Eq. (5) we write

$$\sigma(\omega) = -\frac{e^2 \operatorname{Im} \langle \langle \partial_t^2 j, \partial_t^2 j \rangle \rangle |_{q=0}}{\hbar \omega^5}. \quad (38)$$

In the uniform limit,  $q = 0$ , we write  $\partial_t^2 j(x, t) = -\frac{1}{m} \partial_t \rho(x, t) \partial_x U(x)$ , which after using continuity equation and integration by parts leads to

$$\sigma(\omega) = -\frac{e^2}{\hbar m^2 \omega^5} \operatorname{Im} \langle \langle (\partial_x^2 U) j, (\partial_x^2 U) j \rangle \rangle_{q=0}. \quad (39)$$

where the current is given by Eq. (4). In the above current response function,  $\langle \langle j, j \rangle \rangle$ , the linear-in-density components of the current  $j = v_F(R - L)$  do not lead to the desired term,  $\sigma(\omega) \propto \omega^{-4}$ . Indeed, in the leading order the expression  $v_F^2 \operatorname{Im} \langle \langle (R - L), (R - L) \rangle \rangle$  has the form  $\pm \delta(qv_F \mp \omega)$ . It only gives corrections to above  $\sigma_1$  and is not interesting here. Consideration of the mixed terms,  $\propto \operatorname{Im} \langle \langle (R - L), (R^2 - L^2) \rangle \rangle$ , supplied by the leading order corrections in curvature, does not also result in  $\omega^{-4}$  contribution to conductivity.

At the same time, the correlation between quadratic-in-density components of the current is important and corresponds to expression (cf. Eq. (8))

$$\begin{aligned} \sigma(\omega) &= \frac{e^2 \pi^2}{\hbar m^4 \omega^5} \int \frac{dq}{2\pi} q^4 W_q \mathcal{J}_{q,\omega}, \\ \mathcal{J}_{q,\omega} &= -\operatorname{Im} \langle \langle (R^2 - L^2), (R^2 - L^2) \rangle \rangle_{q,\omega}, \end{aligned} \quad (40)$$

Without interaction,  $g_q = 0$ , and in the limit of bare bosons,  $m^{-1} \rightarrow 0$ , the quantity  $\mathcal{J}_{q,\omega}$  is given by

$$\mathcal{J}_{q,\omega} = -\frac{q(q^2 + (2\pi T/v)^2)}{48\pi^2} (\delta(qv - \omega) - \delta(qv + \omega)) \quad (41)$$

see Eqs. (37), (38) in [14]. This expression produces corrections to  $\sigma_1$  and should be ignored.

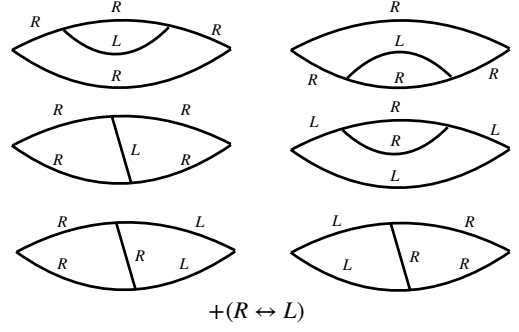


FIG. 5. The diagrams in second order of the vertex  $\Gamma^{(2)}$  for quantity  $\mathcal{J}_{q,\omega}$  in (40) possessing the property  $\mathcal{J}_{q \neq 0, \omega \rightarrow 0} \sim \omega$ , and thus defining the asymptote  $\sigma(\omega) \propto \omega^{-4}$ .

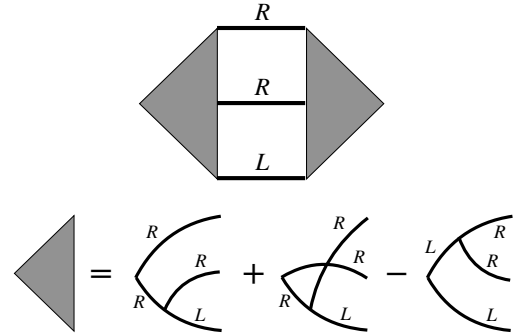


FIG. 6. The diagrams in Fig. 5 are represented as two triangular vertices (gray shaded), connected by three quasiparticles in the cross-section,  $S_{RRL}$ . Those diagrams in Fig. 5, which are not shown and obtained by interchanging  $R$  and  $L$ , correspond to cross-section  $S_{LLR}$ , obtained similarly. The analytical expressions for  $S_{RRL}$  and the total contribution are given by Eq. (42).

The first relevant corrections appear in presence of interaction,  $g_q \neq 0$ , which leads to appearance of  $\Gamma_{0,0;0}^{(2)} \neq 0$  in (19). We note that after the rotation (18) the quantity  $\mathcal{J}_{q,\omega}$  preserves its form, because we may let approximately  $(R^2 - L^2) = (\tilde{R}^2 - \tilde{L}^2)$  in the considered case,  $d \gg a$ . In the second order of  $\Gamma^{(2)}$  we obtain several terms of the same order, depicted in Fig. 5. Their spectral weight is characterized by the property  $\mathcal{J}_{q \neq 0, \omega \rightarrow 0} \sim \omega$ , which ensures the appearance of  $\omega^{-4}$  contribution in  $\sigma(\omega)$ , Eq. (40).

These terms partly compensate each other, and it is more convenient to sum them by the cross-section method, employed elsewhere in a similar problem. [14] This method represents the total contribution from the processes in Fig. 5 as two vertex parts, connected by three quasiparticles in the cross-section with an appropriate statistical weight, as shown in Fig. 6.



The general expression is (cf. Eq. (90) in [14]):

$$\begin{aligned}\mathcal{J}_{q,\omega} &= - \int d\omega |T_{jkl}|^2 S_{jkl}, \\ do &= 4\pi^2 \delta \left[ q - \sum q_i \right] \delta \left[ \omega - \sum \Omega_i \right] \prod_{i=1}^3 \left[ \frac{dq_i d\Omega_i}{4\pi} \right], \\ S_{jkl} &= \frac{g_j''(\Omega_1, q_1) g_k''(\Omega_2, q_2) g_l''(\Omega_3, q_3)}{\sinh \frac{\Omega_1}{2T} \sinh \frac{\Omega_2}{2T} \sinh \frac{\Omega_3}{2T}} \sinh \frac{\omega}{2T},\end{aligned}\quad (42)$$

here the spectral weight for chiral density,  $j = \tilde{R}, \tilde{L}$ , is  $g_j''(\Omega, q) = \frac{1}{2\pi i} (g_j(\Omega - i0, q) - g_j(\Omega + i0, q)) = \pm (q/2\pi) K \delta(qv \mp \Omega)$ , and the Green's function,  $g_j(\Omega, q) = \frac{K}{2\pi} q / (qv \mp \Omega)$ , see Eq. (17).

For the cross section with energies  $\Omega_1, \Omega_2, \Omega_3$ , referring to chiral propagators  $R, R, L$ , we have for the triangular vertex part shown in Fig. 6 :

$$\begin{aligned}T_{RRL} &= \frac{4\pi^2}{m} \Gamma_{0,0,0}^{(2)} (g_R(\Omega_2 + \Omega_3, q_2 + q_3) \\ &\quad + g_R(\Omega_1 + \Omega_3, q_1 + q_3) \\ &\quad - g_L(\Omega_1 + \Omega_2, q_1 + q_2)) \\ &= \frac{2\pi K}{mv} \Gamma_{0,0,0}^{(2)} \frac{q_1 + q_2 + q_3}{2q_3},\end{aligned}\quad (43)$$

where we used the relations following from the spectral weight in the cross-section,  $S_{RRL}$ , and also  $|q_j| \lesssim d^{-1} \ll a^{-1}$ . In the limit of small  $\omega$  we may let  $\sinh(\omega/2T) \simeq \omega/2T$  in (42) and let  $\omega = 0$  in the remainder there. The diagrams with the cross-section  $S_{LLR}$  double the contribution from those with  $S_{RRL}$ . Some calculation leads then to an expression

$$\mathcal{J}_{q,\omega} = - \frac{\omega K^5 (\Gamma_{0,0,0}^{(2)})^2}{1024 \pi^2 m^2 v^3} \frac{q^2 (q^2 + (4\pi T/v)^2)}{3T \sinh^2 \frac{qv}{4T}}. \quad (44)$$

Using now Eq. (40), we find  $1/\omega^4$  asymptote of the conductivity in the leading order of interaction and disorder.

The coefficients in the expansion (36) read

$$\begin{aligned}A &= \epsilon_0 \left[ \frac{T}{\tilde{E}_F} \right]^4 F_1(4T/v), \\ B &= \epsilon_0 K^4 T^2 \left[ \frac{T}{\tilde{E}_F} \right]^6 F_2(4T/v), \\ \epsilon_0 &= \left| \Gamma_{0,0,0}^{(2)} \right|^2 \frac{W_0}{v} = \frac{(K-1)^2 W_0}{16 v_F}, \\ F_1(q) &= \int \frac{dy y^4}{\sinh^2 y} \frac{W_{qy}}{W_0}, \\ F_2(q) &= \frac{2}{3} \int \frac{dy y^6 (y^2 + \pi^2)}{\sinh^2 y} \frac{W_{qy}}{W_0},\end{aligned}\quad (45)$$

with renormalized Fermi energy  $\tilde{E}_F = mv^2/2$ ,  $v = v_F/K$  and we used again  $d \gg a$ , so that at momenta  $|q| \lesssim d^{-1}$  the value of  $K_q$  is already saturated to  $K = K_0$ . The quantity  $\epsilon_0$  is an energy scale, combining the strength of disorder and the electron interaction.

### C. Redistribution of optical weight

The solution of the set of equation  $A = \zeta \gamma$  and  $B = \zeta \gamma^3$ , where parameters  $A$  and  $B$  are given by (45), is

$$\begin{aligned}\gamma &= K^2 \frac{T^2}{\tilde{E}_F} \sqrt{\frac{F_2(4T/v)}{F_1(4T/v)}}, \\ \zeta &= \frac{\epsilon_0 T^2}{\tilde{E}_F^3 K^2} \sqrt{\frac{F_1^3(4T/v)}{F_2(4T/v)}}.\end{aligned}\quad (46)$$

The behavior of  $F_{1,2}(q)$  in opposite limits of its argument is

$$\begin{aligned}F_1(q) &= \pi^4/30, \quad F_2(q) = 4\pi^8/105, \quad q \ll d^{-1}, \\ F_1(q) &\propto (qd)^{-3}, \quad F_2(q) \propto (qd)^{-5}, \quad q \gg d^{-1}.\end{aligned}\quad (47)$$

Therefore, we have the following expressions for lower and higher temperatures:

$$\begin{aligned}\gamma &= \pi^2 K^2 \frac{T^2}{\tilde{E}_F} \sqrt{8/7}, \quad T \ll \omega_d, \\ &\sim K^2 \frac{T \omega_d}{\tilde{E}_F}, \quad T \gg \omega_d, \\ \zeta &= \frac{\pi^2 \epsilon_0 T^2}{60 \tilde{E}_F^3 K^2} \sqrt{7/2}, \quad T \ll \omega_d, \\ &\sim \frac{\epsilon_0 \omega_d^2}{\tilde{E}_F^3 K^2}, \quad T \gg \omega_d,\end{aligned}\quad (48)$$

These expressions have several remarkable properties. Firstly, the width,  $\gamma$ , of the peak in  $\sigma(\omega)$  at all temperatures does not contain the amplitude of the disorder potential,  $W(q=0)$ , but only its scale,  $d$ , and the curvature. Its dependence on the interaction,  $g$ , is weak, as it enters through the overall prefactor of  $K^2$ . Further, one has  $\gamma \sim (T/E_F) \min[T, \omega_d] \ll \min[T, \omega_d]$ , i.e.  $\gamma$  is the smallest energy scale in our problem. It agrees with our assumptions in derivation of Eq. (36).

Secondly, the part of the optical weight,  $\zeta$ , transferred from the  $\delta$ -function part of  $\sigma(\omega)$ , is explicitly proportional to the amplitude of disorder,  $W(0)$ , the strength of electron interaction and the curvature. Interestingly, the optical weight,  $\zeta$ , at higher temperatures,  $T > \omega_d$ , is saturated to a constant value, depending on the disorder parameters, curvature and interaction strength.

Thirdly, the value of  $\sigma_2(\omega)$  at its maximum,  $\omega = 0$ , is

$$\begin{aligned}\frac{e^2 v_F}{\pi \hbar} \frac{\zeta}{\gamma} &= \frac{e^2 v_F}{\pi \hbar} \frac{\epsilon_0 F_1^2}{\tilde{E}_F^2 F_2}, \\ &\sim \frac{e^2}{\pi \hbar} \frac{W_0}{\tilde{E}_F^2} (K-1)^2 \mathcal{O}(1), \quad T \ll \omega_d, \\ &\sim \frac{e^2}{\pi \hbar} \frac{W_0 \omega_d}{\tilde{E}_F^2 T} (K-1)^2 \mathcal{O}(1), \quad T \gg \omega_d.\end{aligned}\quad (49)$$

Comparing it with the elastic contribution,  $\sigma_1 \simeq \frac{e^2 W_0}{\pi \hbar E_F^2}$ , Eq. (24), we see that the inelastic part,  $\sigma_2(\omega)$ , is always smaller than the elastic one in the limit of small  $\omega$ .

### D. The zero frequency limit

We saw above that in the leading order of smooth disorder potential the main part of the optical weight remains concentrated within the  $\delta$ -function peak at zero frequency. One may ask a question, under which conditions this  $\delta$ -function peak may acquire a finite width and height.

In this regard, let us discuss the problem of the conductivity of a one-dimensional degenerate electron gas with smooth disorder in a constant electric field. If the magnitude of the random potential is much smaller than the Fermi energy and its spatial scale is much larger than the Fermi wavelength, then the probability of backscattering of electrons on this potential is exponentially small,  $\exp(-2k_F d)$ , where  $k_F$  is the Fermi momentum.

Being exponentially suppressed, these backscattering processes are nevertheless important in the limit  $\omega \rightarrow 0$ , when the d.c. conductivity becomes proportional to the length of the backscattering-related electron's path. In addition to such direct backward scattering with momentum transfer  $2k_F$ , there is an alternative process of momentum relaxation associated with the collision of two or more electrons with simultaneous forward scattering of one of them on the disorder. The momentum transferred to the electronic system in this process is of the order of  $1/d \ll k_F$ , which at  $d \gg \lambda_F$  does not directly lead to a finite resistance.

However, such collisions make possible the diffusion of electrons in momentum space from the vicinity of point  $k_F$  to the vicinity of point  $-k_F$  through the bottom of the spectrum by elementary steps of order  $1/d$ , which leads to finite resistance. [40] The momentum transfer to the diffusing electron occurs as it collides with the electrons in the band of the width of temperature near the Fermi level. Deep below the Fermi level, the fraction of unoccupied states at the energy  $\epsilon$  is proportional to  $\exp(-\epsilon/T)$ , so the probability of such a diffusion transition is ultimately proportional to  $\exp(-E_F/T)$ .

Comparing this probability with the above-mentioned probability of backward scattering, we conclude that the diffusion process is more effective under the condition  $\exp(-E_F/T) \gg \exp(-2k_F d) = \exp(-4E_F/\omega_d)$ , i.e. at temperatures  $T \gtrsim \omega_d$ , and leads to conductivity proportional to  $\exp(E_F/T)$ . Given the the field frequency is smaller than the electron diffusion rate through the bottom, this momentum relaxation mechanism should work also at  $\omega \neq 0$ . Thus, instead of a  $\delta$ -function at zero, the function  $\sigma(\omega)$  has an exponentially narrow high peak with a maximum at zero.

It should be stressed, that the described mechanism of broadening of  $\delta$ -function peak depends only on the electron interaction and happens even without disorder, in contrast to two contributions,  $\sigma_{1,2}$ , explicitly proportional to disorder strength.

### VI. CONCLUSIONS

We discussed the conductivity of electron system in a sample with random impurity potential, focusing on the case of a large-scale potential, when backward scattering on it can be neglected. The conductivity at finite frequencies is non-zero solely due to the curvature of fermionic dispersion. Using bosonization techniques, we find conductivity for non-interacting electron gas as well as for liquid with interaction of finite radius. Comparing our results with the analysis of classical gas without particle interaction, we establish the correspondence of two methods.

We find that in the leading order of disorder potential strength, the conductivity is decomposed into three contributions, the  $\delta$ -function peak at zero frequency, and two other contributions  $\sigma_1(\omega)$  and  $\sigma_2(\omega)$ , appearing due to disorder potential, which we refer to as elastic and inelastic contribution correspondingly. The elastic contribution,  $\sigma_1(\omega)$ , does not depend on temperature and weakly depends on frequency and interaction; it survives even in non-interacting case and is exponentially small at  $\omega$  beyond the disorder-related scale  $\omega_d$ .

The inelastic contribution,  $\sigma_2(\omega)$ , occurs in simultaneous presence of disorder and interaction. It strongly depends on temperature, frequency and interaction, and we analyze this dependence to some detail. It turns out that  $\sigma_2$  dominates over  $\sigma_1$  only at high frequencies, when  $\sigma_2 \sim |\omega|^{-5}$ .

We show that the overall weight of  $\sigma_{1,2}(\omega)$  is proportional to disorder strength. Using the optical sum rule, we conclude that the weight of the  $\delta$ -function peak remains almost intact for weak disorder.

### ACKNOWLEDGMENTS

We thank I.V. Gornyi and D.G. Polyakov for numerous helpful discussions. The work of D.N.A. was carried out with financial support from the Russian Science Foundation (grant No. 25-12-00212).

#### Appendix A: One-particle contribution obtained with the classical Liouville's equation

For brevity, we omit index 'classical' in this appendix. We consider the linear response of the classical system and may replace  $f_R$  in the right-hand side part of (10) with the Fermi distribution function of the right electrons,  $f_R^{(0)}$ , and  $f_R$  in the lefthand side now means deviation from it,  $f_R^{(1)} = f_R - f_R^{(0)}$ .

The Green's function for Eq. (10) then reads

$$G(x, E, t | x', E', t') = \frac{\theta(t - t')\delta(E - E')}{\sqrt{2(E' - U(x'))/m}} \times \delta\left(t - t' - \int_{x'}^x \frac{dx_1}{\sqrt{2(E' - U(x_1))/m}}\right). \quad (\text{A1})$$

In the zero-temperature limit  $f_R^{(0)}(E) = \theta(\mu - E)$ , so that

$$\frac{\partial f_{F,R}}{\partial E} = -\delta(\mu - E). \quad (\text{A2})$$

Expressions (10), (A1) and (A2) give the correction to

$f_R^{(0)}$  from the external field  $\mathcal{E}_0(t)$ :

$$f_R^{(1)}(x, t) = -e\delta(E - \mu) \int_{-\infty}^x dx' \times \mathcal{E}_0 \left[ t - \int_{x'}^x \frac{dx_1}{\sqrt{2(E - U(x_1))/m}} \right].$$

The field-induced flux of the right particles at  $x$  is obtained by (i) multiplying  $g_R(x, t)$  by  $-e$  and velocity  $V = \sqrt{2(E - U(x))/m}$  and (ii) integrating it over the energy with the density of states  $\nu(E, x) = \frac{1}{2\pi\hbar\sqrt{2(E - U(x))/m}}$ .

$$j_R(x, t) = \frac{e^2}{2\pi\hbar} \int_{-\infty}^x dx' \mathcal{E}_0 \left[ t - \int_{x'}^x \frac{dx_1}{\sqrt{2(\mu - U(x_1))/m}} \right].$$

After averaging (denoted by angular brackets in this section) this expression over realizations of the random potential the coordinate dependence vanishes,  $\langle j_R(x, t) \rangle = \langle j_R(0, t) \rangle$ , and the flux of the right particles becomes

$$\langle j_R(0, t) \rangle = \frac{e^2}{2\pi\hbar} \int_{-\infty}^0 dx \left\langle \mathcal{E}_0 \left[ t - \int_x^0 \frac{dx_1}{\sqrt{2(\mu - U(x_1))/m}} \right] \right\rangle.$$

Repeating similar steps for left-moving electrons, we find

$$\langle j_L(0, t) \rangle = \frac{e^2}{2\pi\hbar} \int_0^\infty dx \left\langle \mathcal{E}_0 \left[ t - \int_0^x \frac{dx_1}{\sqrt{2(\mu - U(x_1))/m}} \right] \right\rangle,$$

with the total current  $j(t) = \langle j_R(0, t) \rangle + \langle j_L(0, t) \rangle$ .

The conductivity is obtained from the relation  $j(t) = \int dt' \sigma(t - t')\mathcal{E}_0(t')$ , which gives

$$\sigma(t) = \frac{e^2}{2\pi\hbar} \int_{-\infty}^\infty dx \left\langle \delta \left( t - \int_0^x \frac{\text{sign } x dx'}{\sqrt{2(\mu - U(x'))/m}} \right) \right\rangle.$$

and in  $\omega$ -representation

$$\sigma(\omega) = \frac{e^2}{2\pi\hbar} \int_{-\infty}^\infty dx \left\langle \exp i\omega \int_0^x \frac{\text{sign } x dx'}{\sqrt{2(\mu - U(x'))/m}} \right\rangle. \quad (\text{A3})$$

Integration over the frequency gives the following sum rule

$$\begin{aligned} \int_{-\infty}^{+\infty} \sigma(\omega) d\omega &= 2\pi\sigma(t=0) = \frac{e^2}{\hbar} \langle \sqrt{2[\mu - U(0)]/m} \rangle \\ &= \frac{e^2\pi \langle n \rangle}{2m} \approx \frac{e^2 v_F}{\hbar} (1 - \langle U^2(0) \rangle / 8\mu^2), \end{aligned} \quad (\text{A4})$$

where  $\langle n \rangle$  is the average concentration. The last approximation is valid when  $U(x) \ll \mu$ .

It is impossible to perform explicit averaging in (A3). Instead we assume  $U(x) \ll \mu$ , keeping only the first and second order of  $U/\mu$  in the series expansion. The result is

$$\begin{aligned} \sigma(\omega) &\simeq \frac{e^2}{2\pi\hbar} \int_0^\infty dx \left\langle \exp(i\omega - \gamma) \int_0^x \frac{dx'}{v_F} \left[ 1 + \frac{U(x')}{2\mu} + \frac{3}{8} \left( \frac{U(x')}{\mu} \right)^2 \right] \right\rangle \\ &+ \frac{e^2}{2\pi\hbar} \int_{-\infty}^0 dx \left\langle \exp(-i\omega + \gamma) \int_0^x \frac{dx'}{v_F} \left[ 1 + \frac{U(x')}{2\mu} + \frac{3}{8} \left( \frac{U(x')}{\mu} \right)^2 \right] \right\rangle, \end{aligned} \quad (\text{A5})$$

with  $\gamma \rightarrow +0$  to ensure convergence at large  $|x|$ .

Expanding the exponent and averaging, one obtains, e.g., for the first term in Eq. (A5)

$$\sigma(\omega) = \frac{e^2}{\pi\hbar} \int_0^\infty dx e^{i\omega x/v_F} \left( 1 + i\omega \int_0^x dx \frac{3W(x=0)}{8v_F\mu^2} - \omega^2 \iint_0^x dx_1 dx_2 \frac{W(x_1 - x_2)}{8v_F^2\mu^2} \right). \quad (\text{A6})$$

Here we used  $W(x - x') = \langle U(x)U(x') \rangle$  and the feature that  $W(x) = W(-x)$  for an arbitrary  $U(x)$ . After some algebra we can reduce it to the form

$$\begin{aligned} \sigma(\omega) &= \frac{e^2 v_F}{\pi\hbar} \left\{ \frac{i}{\omega + i\gamma} \left( 1 - \frac{3W(x=0)}{8\mu^2} \right) + \frac{1}{4v_F\mu^2} \int_0^\infty \exp\left(\frac{i\omega x}{v_F}\right) W(x) dx \right\}, \\ \text{Re}[\sigma(\omega)] &= \frac{e^2 v_F}{\hbar} \left( 1 - \frac{3W(x=0)}{8\mu^2} \right) \delta(\omega) + \frac{e^2}{8\pi\hbar\mu^2} W_{q=\omega/v_F}, \end{aligned} \quad (\text{A7})$$

where  $W_q = \int_{-\infty}^\infty \exp(iqx) W(x) dx$  is real-valued. Thus we obtain Eq. (11), and the above sum rule (A4) is satisfied since

$$\int_{-\infty}^{+\infty} \sigma(\omega) d\omega \approx \frac{e^2 v_F}{\hbar} (1 - W(0)/8\mu^2).$$

- 
- [1] V. V. Deshpande, M. Bockrath, L. I. Glazman, and A. Yacoby, *Nature* **464**, 209 (2010).
  - [2] C. Bäuerle, D. C. Glatzli, T. Meunier, F. Portier, P. Roche, P. Roulleau, S. Takada, and X. Waintal, *Reports on Progress in Physics* **81**, 056503 (2018).
  - [3] E. Bocquillon, V. Freulon, F. D. Parmentier, J.-M. Berroir, B. Plaçais, C. Wahl, J. Rech, T. Jonckheere, T. Martin, C. Grenier, *et al.*, *Annalen der Physik* **526**, 1 (2014).
  - [4] C. Grenier, R. Hervé, G. Fève, and P. Degiovanni, *Modern Physics Letters B* **25**, 1053 (2011).
  - [5] F. Haldane, *Journal of Physics C: Solid State Physics* **14**, 2585 (1981).
  - [6] A. Imambekov, T. L. Schmidt, and L. I. Glazman, *Reviews of Modern Physics* **84**, 1253 (2012).
  - [7] S. Apostolov, D. E. Liu, Z. Maizelis, and A. Levchenko, *Physical Review B* **88**, 045435 (2013).
  - [8] S. Das and S. Rao, *Physical review letters* **106**, 236403 (2011).
  - [9] A. Dontsov and A. Dmitriev, *Physical Review B* **103**, 195148 (2021).
  - [10] Y. Ma, H. C. Diaz, J. Avila, C. Chen, V. Kalappattil, R. Das, M.-H. Phan, T. Čadež, J. M. Carmelo, M. C. Asensio, *et al.*, *Nature communications* **8**, 14231 (2017).
  - [11] M. Hashisaka, N. Hiyama, T. Akiho, K. Muraki, and T. Fujisawa, *Nature Physics* **13**, 559 (2017).
  - [12] T. Giamarchi, *Quantum physics in one dimension*, Vol. 121 (Clarendon press, 2003).
  - [13] A. Dmitriev, I. Gornyi, and D. Polyakov, *Physical Review B* **86**, 245402 (2012).
  - [14] D. Aristov, *Physical Review B* **76**, 085327 (2007).
  - [15] M. Pustilnik, E. Mishchenko, L. Glazman, and A. Andreev, *Physical review letters* **91**, 126805 (2003).
  - [16] L. I. Glazman, *Nature Materials* **19**, 931 (2020).
  - [17] M. Moreno, C. Ford, Y. Jin, J. Griffiths, I. Farrer, G. Jones, D. A. Ritchie, O. Tsyplatyev, and A. Schofield, *Nature Communications* **7**, 12784 (2016).
  - [18] K. Matveev and A. Andreev, *Physical Review B* **86**, 045136 (2012).
  - [19] M. Pustilnik, M. Khodas, A. Kamenev, and L. Glazman, *Physical review letters* **96**, 196405 (2006).
  - [20] M. McGinley and N. R. Cooper, *Physical Review B* **103**, 235164 (2021).
  - [21] A. Ovchinnikov, *Modern Physics Letters B* **35**, 2150044 (2021).
  - [22] P. Schlottmann, *Nuclear Physics B* **949**, 114808 (2019).
  - [23] L. Markhof, M. Pletyukov, and V. Meden, *SciPost Physics* **7**, 047 (2019).
  - [24] P. Ruggiero, P. Calabrese, B. Doyon, and J. Dubail, *Physical review letters* **124**, 140603 (2020).
  - [25] K. Matveev and M. Pustilnik, *Physical Review Letters* **119**, 036801 (2017).
  - [26] M. Buchhold, M. Heyl, and S. Diehl, *Physical Review A* **94**, 013601 (2016).
  - [27] Z. Ristivojevic and K. Matveev, *Physical Review B* **87**, 165108 (2013).
  - [28] K. Matveev, *Journal of Experimental and Theoretical Physics* **117**, 508 (2013).
  - [29] B. Bertini, L. Piroli, and P. Calabrese, *Physical Review Letters* **120**, 176801 (2018).
  - [30] P. Schlottmann, *Condensed Matter* **3**, 35 (2018).
  - [31] G. Bertaina, M. Motta, M. Rossi, E. Vitali, and D. Galli, *Physical review letters* **116**, 135302 (2016).
  - [32] G. Lang, *Correlations in low-dimensional quantum gases* (Springer, 2018).
  - [33] N. Fabbri, M. Panfil, D. Clément, L. Fallani, M. Inguscio, C. Fort, and J.-S. Caux, *Physical Review A* **91**, 043617 (2015).
  - [34] C. Kane and M. P. Fisher, *Physical review letters* **68**, 1220 (1992).
  - [35] D. Polyakov and I. Gornyi, *Physical Review B* **68**, 035421 (2003).

- [36] J. P. Das and G. S. Setlur, *Physics Letters A* **383**, 3149 (2019).
- [37] J. P. Das and G. S. Setlur, *Physica E: Low-dimensional Systems and Nanostructures* **110**, 39 (2019).
- [38] D. L. Maslov, *Physical Review B* **52**, R14368 (1995).
- [39] P. Kopietz and G. E. Castilla, *Physical Review B* **59**, 9961 (1999).
- [40] A. Levchenko, T. Micklitz, J. Rech, and K. Matveev, *Physical Review B—Condensed Matter and Materials Physics* **82**, 115413 (2010).
- [41] A. Andreev, S. A. Kivelson, and B. Spivak, *Physical Review Letters* **106**, 256804 (2011).
- [42] I. Gornyi, A. Mirlin, and D. Polyakov, *Physical Review B* **75**, 085421 (2007).
- [43] I. V. Gornyi, A. D. Mirlin, and D. G. Polyakov, *Physical review letters* **95**, 206603 (2005).
- [44] The dynamical structure factor  $S_q(\omega)$  usually studied is proportional to  $\mathcal{D}_{q,\omega}$  by means of fluctuation-dissipation theorem and one can talk of either one.
- [45] A. Rozhkov, *The European Physical Journal B-Condensed Matter and Complex Systems* **47**, 193 (2005).
- [46] Generally these apparent poles may be regularized by shifting them in the complex plane  $\omega \rightarrow \omega + i\delta$  and then taking the real part of the result. However for approximate calculation we may use, e.g., the following replacement:  $1/(q\tilde{v} - \omega) \simeq -1/\omega$  for  $q\tilde{v} \ll \omega$ .
- [47] D. Aristov, V. V. Cheianov, and A. Luther, *Physical Review B* **66**, 073105 (2002).
- [48] W. Götze and P. Wölfle, *Physical Review B* **6**, 1226 (1972).