

On $\text{AdS}_3/\text{ICFT}_2$ with a dynamical scalar field located on the brane

Yan Liu ^{a,b,1}, Hong-Da Lyu ^{a,b,2} and Chuan-Yi Wang ^{a,b,3}

*^aCenter for Gravitational Physics, Department of Space Science
and International Research Institute of Multidisciplinary Science,
Beihang University, Beijing 100191, China*

*^bPeng Huanwu Collaborative Center for Research and Education,
Beihang University, Beijing 100191, China*

Abstract

We exploit holographic duality to study the system of a one-dimensional interface contacting two semi-infinite two-dimensional CFTs. Central to our investigation is the introduction of a dynamical scalar field located on the bulk interface brane which breaks the scaling symmetry of the dual interface field theory, along with its consequential backreaction on the system. We define an interface entropy from holographic entanglement entropy. At zero temperature we construct several illustrative examples and observe that the g -theorem is always satisfied. These examples also reveal distinct features of the interface entropy that are intricately linked to the scalar potential profiles. At finite temperature we find that the dynamical scalar field enables the bulk theory to have new configurations which would be infeasible solely with a tension term on the interface brane.

¹Email: yanliu@buaa.edu.cn

²Email: hongdalyu@buaa.edu.cn

³Email: by2230109@buaa.edu.cn

Contents

1	Introduction	2
2	Setups of $\text{AdS}_3/\text{ICFT}_2$	4
2.1	Solve the system at zero temperature	6
2.1.1	Simple examples of solutions	8
2.2	BCFT limit of the equation of motion	9
2.3	Null energy condition on the brane	10
3	Holographic entanglement entropy	12
3.1	Interface entropy and g -function	15
3.1.1	The UV and IR limits	16
3.2	BCFT limits of holographic entanglement entropy	18
3.3	Case studies of several examples	20
3.3.1	Solution I with trivial scalar field	21
3.3.2	Solution II	22
3.3.3	Solution III	24
3.3.4	Solution IV	26
3.3.5	Solution V	28
3.3.6	Solution VI	31
3.4	Comment on the entanglement entropy of various subsystems	34
4	Finite temperature	36
4.1	Gluing two BTZ black holes	36
4.1.1	Permissible configurations at finite temperature	41
4.1.2	The solution with trivial scalar field: $[\text{H2}, \text{H2}]$	42
4.1.3	Solution with nontrivial scalar field: $[\text{H2}, \text{H2}]$	44
4.1.4	Solution with nontrivial scalar field: $[\text{E}, \text{E}]$ and $[\text{E}, \text{H1}]$	46
4.1.5	Solution with nontrivial scalar field: $[\text{H1}, \text{E}]$	48
4.1.6	Solution with nontrivial scalar field: no $[\text{H1}, \text{H1}]$	49

4.1.7 BCFT limit	50
4.2 Gluing thermal AdS_3 and BTZ black hole	51
5 Conclusions and open questions	55
A Configurations of non-monotonic profile at zero temperature	56

1 Introduction

Interfaces contacting with two distinct systems are ubiquitous in nature. For instance, an impurity or defect within a pristine system can be regarded as an interface bridging two identical systems. Similarly, a quantum dot linked to two interacting quantum wires or a bubble separating the interior and exterior environments are also examples of interfaces. The investigation of such systems not only enhances our comprehension of field theories but also illuminates the intricate interplay between disparate domains [1].

We will delve into the system of a one-dimensional interface which can be thought as a quantum dot, contacting two two-dimensional CFTs residing on semi-infinite lines. When both CFTs are identical, the interface resembles a defect or impurity. However, in general the two CFTs may differ significantly. For instance, one of the CFTs could be trivial, leading to a boundary conformal field theory (BCFT) system. Alternatively, folding the system when the two CFTs are identical also yields a BCFT. Naturally, richer physical phenomena are anticipated in the realm of interface conformal field theories (ICFTs), where interfaces dynamically interact with CFTs. This is evidenced by the emergence of novel observables within ICFTs, such as energy transports [2, 3], i.e. transmission or reflection coefficients quantifying the energy flux across the interface. Additionally, ICFTs exhibit intriguing entanglement structures [4–6], further deepening our understanding of their intricate dynamics.

In the literature, considerable attention has been devoted to conformal interfaces that preserves a single copy of the Virasoro algebra. Yet, it is crucial to note that the interfaces may host internal dynamical degrees of freedom, or coupling two CFTs nontrivially, which could break the conformal symmetry of the interface field theory. We are focused on systems involving strongly interacting field theories and general interfaces. In such scenarios, the conventional tools of CFT are not applicable, while holography could provide invaluable insights into the fundamental physics underlying such systems.

Holographic ICFTs have undergone extensive investigation, ranging from the top-down approaches like intersecting D-branes [7–9], which elucidate the characteristics of supersymmetric field theories with defects, to bottom-up approaches utilizing holography

to explore the properties of interface CFTs. One such bottom-up approach involves constructing the holographic model for ICFTs using the Janus solution in the bulk [10, 11]. In this framework, the interface is conceptualized as a non-local defect that smoothly dissolves within the gravitational bulk. However, solving such systems poses significant challenges, primarily due to the involvement of PDE's.

A more straightforward approach to studying holographic ICFT involves considering a localized interface brane embedded within the gravitational system [12–15]. This method has attracted significant research attention in recent years. Various dynamics have been examined in this setups, including the energy transports [16–18] and the entanglement structures [15, 19, 20]. Additionally, insights into the island formula for double holography in holographic BCFT have been provided from the perspective of holographic ICFT [15, 21]. Moreover, the phases of interfaces in compact CFTs have been investigated in [22].⁴ Other progress in AdS/ICFT can be found in e.g. [24–31].

In all the aforementioned setups, the additional dynamics on the interface has often been overlooked. Here, we propose to consider an $\text{AdS}_3/\text{ICFT}_2$ setup with a dynamical interface brane involving a localised scalar field. This differs from the studies of DCFT in [12], where the two CFTs that the defect contacting were identical and a dynamical brane has been considered at finite temperature. Instead, we consider a scenario where the dynamical brane is embedded within two distinct AdS spacetime, i.e. the two CFTs that the defect contacting could be different. On this interface brane within bulk, we introduce a dynamical scalar field. Our primary objective is to explore the impact of this scalar field on AdS/ICFT. We will study both zero-temperature and finite-temperature configurations. Moreover, to gain further insights into the interface field theory, we will study the entanglement structure and define an interface entropy.

Our paper is organized as follows. In Sec. 2, we introduce the setups of $\text{AdS}_3/\text{ICFT}_2$ and discuss the BCFT limit as well as the null energy condition on the interface brane. In Sec. 3 we will study the aspect of holographic entanglement entropy, including the interface entropy and its BCFT limit. Moreover, we will provide several concrete examples of the zero-temperature configuration to illustrate the behavior of the interface entropy. In Sec. 4 we turn our attention to the system at finite temperature, exploring the influence of the scalar field on the profile of the interface brane. In Sec. 5 we conclude our study and discuss the open questions for further exploration.

⁴In Euclidean CFTs, a new CFT_2 state can be prepared from a CFT_1 state through a quenching operation at the interface [14]. This procedure yields an ICFT in Euclidean spacetime, where the properties of approximate CFT states are explored through AdS/ICFT in [14]. A similar construction can be applied to CFTs undergoing weak measurement, as discussed in [23].

2 Setups of AdS₃/ICFT₂

In this section we first show the setups of the bulk gravitational theory which are applicable for both zero and finite temperature scenarios. Then we will solve it at zero temperature in Sec. 2.1. We will also discuss the BCFT limit of the zero temperature system in Sec. 2.2 and the null energy condition on the interface brane in Sec. 2.3.

We consider the gravitational theory

$$S_{\text{bulk}} = S_{\text{I}} + S_{\text{II}} + S_Q \quad (2.1)$$

with

$$\begin{aligned} S_{\text{I}} &= \int_{N_{\text{I}}} d^3x \sqrt{-g_{\text{I}}} \left[\frac{1}{16\pi G} \left(R_{\text{I}} + \frac{2}{L_{\text{I}}^2} \right) \right], \\ S_{\text{II}} &= \int_{N_{\text{II}}} d^3x \sqrt{-g_{\text{II}}} \left[\frac{1}{16\pi G} \left(R_{\text{II}} + \frac{2}{L_{\text{II}}^2} \right) \right], \\ S_Q &= \frac{1}{8\pi G} \int_Q d^2y \sqrt{-h} \left[(K_{\text{I}} - K_{\text{II}}) - (\partial\phi)^2 - V(\phi) \right]. \end{aligned} \quad (2.2)$$

Note that there is a minus sign in front of the extrinsic curvature scalar K_{II} in S_Q . This is due to that the extrinsic curvatures are computed using the outward normal vector pointing from I to II. Without loss of generality, we assume that $L_{\text{I}} \geq L_{\text{II}}$. Our setups extend the discussion in [12] to the scenarios where different field theories reside on either side of the interface. Distinguished from the previous studies in [15, 16, 22] where there is a constant tension on the interface brane, we here consider a localized dynamical scalar field residing on the interface brane Q .

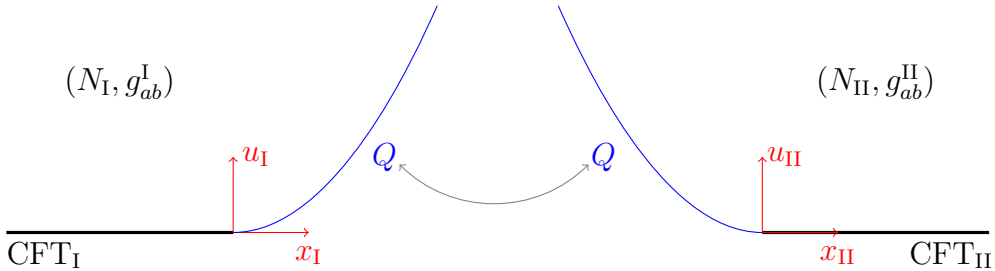


Figure 1: Cartoon plot for the setup. The left and right bulk, denoted as N_{I} and N_{II} respectively, are dual to CFT_I and CFT_{II} respectively. The interface brane Q is in blue.

The configuration is shown in Fig. 1. In the left bulk N_{I} , we use coordinates $x_{\text{I}}^a = (t_{\text{I}}, x_{\text{I}}, u_{\text{I}})$ (where $a = 0, 1, 2$) while in the right bulk N_{II} we use coordinates $x_{\text{II}}^a = (t_{\text{II}}, x_{\text{II}}, u_{\text{II}})$. On the interface brane Q , we have the intrinsic coordinates $y^\mu = (t, z)$

where $\mu = 0, 1$. The embedding equations of Q in N_I and N_{II} are $x_I^a(y^\mu)$ and $x_{II}^a(y^\mu)$, which obeys the following continuous condition on Q

$$h_{\mu\nu} = \frac{\partial x_I^a}{\partial y^\mu} \frac{\partial x_I^b}{\partial y^\nu} g_{ab}^I = \frac{\partial x_{II}^a}{\partial y^\mu} \frac{\partial x_{II}^b}{\partial y^\nu} g_{ab}^{II}. \quad (2.3)$$

Here $h_{\mu\nu}$ is the induced metric on Q , i.e. $ds_Q^2 = h_{\mu\nu} dy^\mu dy^\nu$.

The equations of motion are

$$R_{ab}^I - \frac{1}{2} g_{ab}^I R^I - \frac{1}{L_I^2} g_{ab}^I = 0, \quad (2.4)$$

$$R_{ab}^{II} - \frac{1}{2} g_{ab}^{II} R^{II} - \frac{1}{L_{II}^2} g_{ab}^{II} = 0, \quad (2.5)$$

$$\Delta K_{\mu\nu} - h_{\mu\nu} \Delta K + [(\partial\phi)^2 + V(\phi)] h_{\mu\nu} - 2\partial_\mu \phi \partial_\nu \phi = 0, \quad (2.6)$$

$$2\partial_\mu (\sqrt{-h} h^{\mu\nu} \partial_\nu \phi) - \sqrt{-h} \frac{dV(\phi)}{d\phi} = 0, \quad (2.7)$$

where $\Delta X \equiv X_I - X_{II}$ with X as K_{ab} or K . Here (2.4) and (2.5) are the equations for the metric fields in the left bulk N_I and the right bulk N_{II} , while (2.6) and (2.7) are the equations on the interface brane Q .

We can separate (2.6) into two parts, i.e. the trace part and the traceless part. The trace part is

$$V(\phi) = \frac{1}{2} \Delta K, \quad (2.8)$$

and the traceless part is

$$\Delta K_{\mu\nu} - \frac{1}{2} h_{\mu\nu} \Delta K + (\partial\phi)^2 h_{\mu\nu} - 2\partial_\mu \phi \partial_\nu \phi = 0. \quad (2.9)$$

Now the equations on Q can be summarized as follows

$$g_{ab}^I dx_I^a dx_I^b \Big|_Q = g_{ab}^{II} dx_{II}^a dx_{II}^b \Big|_Q, \quad (2.10)$$

$$\Delta K_{\mu\nu} - \frac{1}{2} h_{\mu\nu} \Delta K + (\partial\phi)^2 h_{\mu\nu} - 2\partial_\mu \phi \partial_\nu \phi = 0, \quad (2.11)$$

$$V(\phi) - \frac{1}{2} \Delta K = 0, \quad (2.12)$$

$$2\partial_\mu (\sqrt{-h} h^{\mu\nu} \partial_\nu \phi) - \sqrt{-h} \frac{dV(\phi)}{d\phi} = 0. \quad (2.13)$$

We will concentrate on the static systems, anticipating the existence of a global time within the dual field theory. The above setups are applicable for both zero-temperature and finite-temperature scenarios. In the following we will present the zero temperature solution and then study its properties. We will study the finite temperature solution in Sec. 4.

2.1 Solve the system at zero temperature

In this subsection, we will solve the zero temperature solution from the above setups. The finite temperature solution will be discussed in Sec. 4.

At zero temperature, the bulk equations (2.4) and (2.5) give the planar AdS₃ solution

$$ds_A^2 = \frac{L_A^2}{u_A^2} \left[-dt_A^2 + dx_A^2 + du_A^2 \right], \quad A = \text{I}, \text{ II}. \quad (2.14)$$

Here $u_A \in (0, \infty)$ with the boundary field theory CFT_A located at the boundary $u_A \rightarrow 0$. We consider the case that the spatial coordinates x_A are non-compact.⁵ CFT_I lives in the regime $x_I < 0$ while CFT_{II} is in the regime $x_{II} > 0$. The central charges for the dual CFT_I and CFT_{II} are

$$c_I = \frac{3L_I}{2G_N}, \quad c_{II} = \frac{3L_{II}}{2G_N}. \quad (2.15)$$

We have assumed that $L_I \geq L_{II}$, thus $c_I \geq c_{II}$. For convenience, we define

$$\nu \equiv \frac{c_{II}}{c_I} = \frac{L_{II}}{L_I} \quad (2.16)$$

where $\nu \in (0, 1]$. Then we can parameterize the system using L_I, ν instead of L_I, L_{II} .

It will be convenient to use the rescaled coordinates z_A ,

$$u_I = \sqrt{\frac{L_I}{L_{II}}} z_I = \frac{z_I}{\sqrt{\nu}}, \quad u_{II} = \sqrt{\frac{L_{II}}{L_I}} z_{II} = \sqrt{\nu} z_{II}. \quad (2.17)$$

Since we are interested in static configuration, the brane Q is supposed to be a timelike hypersurface. Assuming it is given by

$$x_I = \psi_I(z_I) \quad \text{or equivalently} \quad x_{II} = \psi_{II}(z_{II}), \quad (2.18)$$

then the continuous condition of the metric on Q reads

$$\frac{\nu L_I^2}{z_I^2} \left[-dt_I^2 + \left(\frac{1}{\nu} + \psi_I'^2(z_I) \right) dz_I^2 \right] = \frac{\nu L_I^2}{z_{II}^2} \left[-dt_{II}^2 + (\nu + \psi_{II}'^2(z_{II})) dz_{II}^2 \right]. \quad (2.19)$$

We assume⁶

$$t_I = t_{II} \equiv t, \quad (2.20)$$

⁵It is worth noting that the case of compact spatial directions has been recently investigated in [22].

⁶In principle, one could consider the solution of $t_I = \alpha t_{II}$, $z_I = \alpha z_{II}$ and $\frac{1}{\nu} + \psi_I'^2(z_I) = \nu + \psi_{II}'^2(z_{II})$. Here we set $\alpha = 1$ such that time is globally well-defined.

then the continuous condition of the induced metric (2.19) gives

$$z_I = z_{II} \equiv z, \quad \frac{1}{\nu} + \psi_I'^2(z_I) = \nu + \psi_{II}'^2(z_{II}). \quad (2.21)$$

In following calculations, we identify $\psi_I(z_I), \psi_{II}(z_{II})$ with $\psi_I(z), \psi_{II}(z)$.

Let us remark on the parameterisation of a point p on the brane Q , which can be expressed in three distinct coordinate systems: the intrinsic coordinates $y^\mu = (t, z)$, the N_I part of AdS $x_I^a = (t, \psi_I(z), z/\sqrt{\nu})$ and the N_{II} part of AdS $x_{II}^a = (t, \psi_{II}(z), \sqrt{\nu}z)$. We consider the simplest static case $\phi = \phi(z)$ ⁷, then from the equations (2.11, 2.12, 2.13) we obtain

$$\phi'^2 = \frac{L_I - \psi_I'' + \nu\psi_{II}''}{2z \sqrt{\nu + \psi_{II}'^2}}, \quad (2.22)$$

$$V(\phi(z)) = \frac{\sqrt{\nu} (2(\psi_I' - \nu\psi_{II}') + 2(\nu\psi_I'^3 - \psi_{II}'^3) - z(\psi_I'' - \nu\psi_{II}''))}{2L_I(1 + \nu\psi_I'^2)^{3/2}}, \quad (2.23)$$

$$\frac{dV(\phi)}{d\phi} = \frac{2z^2\phi''}{L_I^2(1 + \nu\psi_I'^2)} - \frac{2z^2\nu\phi'\psi_I'\psi_{II}''}{L_I^2(1 + \nu\psi_I'^2)^2}, \quad (2.24)$$

where ψ_I, ψ_{II}, ϕ are all function of z and the prime $'$ is the derivative with respect to z . Note that the above three equations are not independent, i.e. we can derived the third one from the first two.

The Ricci tensor of the induced metric on the brane is

$$R_{\mu\nu}^Q = \lambda(z) h_{\mu\nu}, \quad (2.25)$$

where

$$\lambda(z) = -\frac{1 + \nu\psi_I'(\psi_I' + z\psi_I'')}{L_I^2(1 + \nu\psi_I'^2)^2}. \quad (2.26)$$

Obviously when $\psi_I' = \text{constant}$, we have $\lambda(z) = \text{constant}$. This is consistent with the picture that in the case of trivial scalar field, the brane is a straight line and has the induced metric with pure AdS₂ [15, 21].⁸

We are interested in the case that the brane is asymptotically AdS₂ in UV. Then in the UV limit $z \rightarrow 0$, $\lambda(z)$ should be a negative constant. One class of such solution is

$$\psi_I \rightarrow \gamma z^n, \quad \text{with } n \geq 1, \quad (2.27)$$

where γ is a constant. With the above solution, from (2.21) we have

$$\psi_{II} \rightarrow \pm \sqrt{\frac{1}{\nu} - \nu + n^2\gamma^2\delta_{n1} z}, \quad \text{when } z \rightarrow 0. \quad (2.28)$$

⁷More generally, one could consider $\phi = \phi(t, z)$ and then the embedding equation as well as the induced metric of Q is time dependent. It would be interesting to further explore this case.

⁸One can show that when $\lambda(z) = \text{constant}$, the only allowed profile for the brane is a straight line. Another unphysical solution may exist that the brane terminates at a special point in the bulk and we do not consider such solution.

2.1.1 Simple examples of solutions

With the above setups, given the potential $V(\phi)$, one can obtain consistent solutions $\phi(z), \psi_I(z), \psi_{II}(z)$ of the system. In practice, we construct the consistent solution as follows. We start from an “arbitrary” function $\psi_I(z)$ which should satisfy the null energy condition discussed in Sec. 2.3. Then $\psi_{II}(z)$ can be solved from (2.21). The consistent scalar field $\phi(z)$ should satisfy (2.22) which are determined by $\psi_I(z)$ and $\psi_{II}(z)$, and $V(\phi)$ satisfies (2.23). In the following we will show two simple examples. More examples will be discussed in Sec. 3.3.

The first example is the case that the brane Q is a straight line. In this case we have solutions,

$$\begin{aligned}\psi_I &= \gamma z, \\ \psi_{II} &= \pm \sqrt{\frac{1 + \gamma^2 \nu - \nu^2}{\nu}} z, \\ \phi(z) &= \phi_0, \\ V(\phi) &= \frac{\gamma \nu^{3/2} \mp \sqrt{1 + \gamma^2 \nu - \nu^2}}{L_I \nu \sqrt{1 + \gamma^2 \nu}},\end{aligned}\tag{2.29}$$

where γ, ϕ_0 are constants. Note that the sign in front of ψ_{II} is related to if the configuration of Q is an acute angle or an obtuse angle in the bulk N_{II} .

This case has been studied in [14, 15] with $\phi_0 = 0$ and the tension $T = V$. Similar to the result in [14, 15], from (2.29) the tension is constrained by

$$T_{\min} < |T| < T_{\max},\tag{2.30}$$

where

$$T_{\min} = \frac{1 - \nu}{L_I \nu}, \quad T_{\max} = \frac{1 + \nu}{L_I \nu}.\tag{2.31}$$

For a given value of the tension satisfying (2.30), the profiles of the branes are uniquely determined, as shown in (2.29).

The second example is the case when $\nu = 1$, i.e. the two CFT’s have the same central charge. In this case, the system can be viewed as the presence of a defect located at the origin of field theory. The equations (2.21) become

$$\psi_I'^2 = \psi_{II}'^2,\tag{2.32}$$

which have two kinds of solutions. The first one is

$$\psi_I' = \psi_{II}', \quad \phi = c_1, \quad V = 0.\tag{2.33}$$

This is a trivial one and the brane does not play any role, i.e. there is no defect at all on the field theory. The second one is

$$\begin{aligned}\psi_{\text{I}}(z) &= -\psi_{\text{II}}(z) = \varphi(z), \\ \phi'^2(z) &= -\frac{L_{\text{I}}\varphi''(z)}{z\sqrt{1+\varphi'^2(z)}}, \\ V(\phi) &= \frac{2\varphi' + 2\varphi'^3 - z\varphi''}{L_{\text{I}}(1+\varphi'^2)^{\frac{3}{2}}}.\end{aligned}\tag{2.34}$$

This could be understood as unfolding a holographic BCFT system. We will further comment on this solution in the next subsection.

2.2 BCFT limit of the equation of motion

ICFTs are more generic than BCFTs in the sense that BCFT can be viewed as special limit of ICFT. There are two different ways to obtain the BCFT limit from ICFT. The first way is to consider the limit

$$\nu = \frac{L_{\text{II}}}{L_{\text{I}}} \rightarrow 0,\tag{2.35}$$

which can be realized by setting $L_{\text{II}} \rightarrow 0$ while L_{I} is finite. This means that the central charge of CFT_{II} is relatively small and we can ignore it in the whole system.

To study the limit, it is more convenient to work in the coordinates of t, u on Q where $u = u_{\text{I}}$. Using the relation in (2.17), we can fix $u_{\text{II}} = \nu u$. The profile of the brane could be parameterized as $x_{\text{I}} = \tilde{\psi}_{\text{I}}(u)$, or equivalently $x_{\text{II}} = \tilde{\psi}_{\text{II}}(u)$ and $\phi = \tilde{\phi}(u)$. The equations for these fields can be obtained by rewriting (2.21) and (2.22, 2.23, 2.24) with

$$\psi'_{\text{I}}(z) \rightarrow \frac{\tilde{\psi}'_{\text{I}}(u)}{\sqrt{\nu}}, \quad \psi''_{\text{I}}(z) \rightarrow \frac{\tilde{\psi}''_{\text{I}}(u)}{\nu}, \quad \psi'_{\text{II}}(z) \rightarrow \frac{\tilde{\psi}'_{\text{II}}(u)}{\sqrt{\nu}}, \quad \psi''_{\text{II}}(z) \rightarrow \frac{\tilde{\psi}''_{\text{II}}(u)}{\nu}, \quad \phi'(z) \rightarrow \frac{\tilde{\phi}'(u)}{\sqrt{\nu}}.$$

Here the prime in functions of z (e.g. $\psi'_{\text{I}}(z)$) represents the derivative with respect to z , while the prime in functions of u represents the derivative with respect to u . We take the $\nu \rightarrow 0$ limit, assuming that in this limit $\tilde{\psi}_{\text{I}}(u) = \varphi(u)$ which is a ν -independent and smooth function, then we can obtain

$$\begin{aligned}\tilde{\psi}_{\text{I}}(u) &= \varphi(u), \\ \tilde{\psi}'_{\text{II}}(u) &= \pm \sqrt{1 + \varphi'^2(u)} + \mathcal{O}(\nu), \\ \tilde{\phi}'^2(u) &= -\frac{L_{\text{I}}\varphi''(u)}{2u\sqrt{1 + \varphi'^2(u)}} + \mathcal{O}(\nu), \\ V(\tilde{\phi}) &= \mp \frac{1}{L_{\text{I}}\nu} + \frac{2\varphi'(u) + 2\varphi'^3(u) - u\varphi''(u)}{2L_{\text{I}}(1 + \varphi'^2(u))^{\frac{3}{2}}} + \mathcal{O}(\nu).\end{aligned}\tag{2.36}$$

Note that there is a divergent term in the potential V . This also has been seen in [14, 15] where the tension is divergent in the AdS/BCFT limit. For the special case $\phi = 0, V = T$, the above system reduced to the results in [14, 15] and solution of (2.36) gives to a straight line.

We can make a comparison to the case without regime N_{II} , i.e. the framework of AdS/BCFT. In the case of AdS/BCFT with a dynamical scalar field on Q , we parameterize Q as $x = \tilde{\psi}_{\text{I}}(u) = \varphi(u)$. Then the equations of motion are

$$\begin{aligned}\phi'^2(u) &= -\frac{L_{\text{I}}\varphi''(u)}{2u\sqrt{1+\varphi'^2(u)}}, \\ V(\phi) &= \frac{2\varphi'(u) + 2\varphi'^3(u) - u\varphi''(u)}{2L_{\text{I}}(1+\varphi'^2(u))^{\frac{3}{2}}}.\end{aligned}\tag{2.37}$$

These equations have been studied in [32]. The above equations are the same as (2.36) except that they do not have divergent term in the potential $V(\phi)$.

The second way to obtain a BCFT is to consider the limit $\nu = 1$ where we can perform the folding trick [19]. In this case the dynamical equations in ICFT are listed in (2.34). Note that when $\nu = 1$ we have $u_{\text{I}} = u_{\text{II}} = z = u$. Obviously, it has exactly the same form as (2.37) after setting $\phi'^2, V(\phi)$ in the ICFT (2.34) as twice of those in (2.37).

2.3 Null energy condition on the brane

The energy conditions on the brane is important to constrain the dynamics of the interface brane. Particularly within the framework of AdS/BCFT, the null energy condition (NEC) is widely used.⁹ In the following we derive the constraints on the profiles of the interface brane from the NEC for the matter field residing on the brane.

The coordinate system on Q is $y^\mu = (t, z)$. The null vector on Q is

$$N^\mu = \left(\pm\sqrt{\frac{1}{\nu} + \psi_{\text{I}}'^2}, 1 \right), \tag{2.38}$$

and therefore the NEC is

$$(\Delta K_{\mu\nu} - h_{\mu\nu}\Delta K)N^\mu N^\nu = \frac{L_{\text{I}}}{z} \frac{(-\psi_{\text{I}}'' + \nu\psi_{\text{II}}'')}{\sqrt{\frac{1}{\nu} + \psi_{\text{I}}'^2}} \geq 0. \tag{2.39}$$

From (2.22), the NEC is equivalent to $\phi'^2(z) \geq 0$. This means that whenever we have a consistent background solution, then the NEC is satisfied.

⁹For discussions regarding other energy conditions in AdS/DCFT, wherein the NEC is deemed the most fundamental, see e.g. [12].

However, as we show in the following, this condition actually constrains the possible choices of ψ_I . From the junction condition (2.21), we have

$$\psi'_I = \pm \sqrt{\frac{1}{\nu} - \nu + \psi_I'^2}. \quad (2.40)$$

The sign above is related to the tangent direction of the brane is form an obtuse angle or an acute angle. When $0 < \nu < 1$, the NEC (2.39), at z where $\psi_I'^2 \neq \nu - \frac{1}{\nu}$, can be simplified as

$$-\psi_I'' + \nu \psi_{II}'' = \left(-1 \pm \frac{\nu \psi_I'}{\sqrt{\frac{1}{\nu} - \nu + \psi_I'^2}} \right) \psi_I'' \geq 0, \quad (2.41)$$

or equivalently,

$$\psi_I'' \leq 0 \quad (2.42)$$

by noticing that $\left| \frac{\nu \psi_I'}{\sqrt{\frac{1}{\nu} - \nu + \psi_I'^2}} \right| < 1$. When $\nu = 1$, i.e. the two CFTs have the same central charge, the NEC (2.39) can be simplified as

$$\psi_I' = \psi_{II}' \quad \text{or} \quad \psi_I' = -\psi_{II}', \quad \psi_I'' \leq 0. \quad (2.43)$$

Note that the first case in (2.43) is trivial in the sense that the brane does not play any role, which has been discussed in (2.33). Therefore we will focus on the case with $\psi_I'' \leq 0$ for all the values of ν . This condition constraints the allowed configurations of Q .

We can use NEC to study the configuration of ψ_{II} . From the junction condition (2.21), we have

$$\psi_I' = \pm \sqrt{-\frac{1}{\nu} + \nu + \psi_{II}'^2}. \quad (2.44)$$

Note that for $\nu \in (0, 1]$, the expression in the square root needs to be non-negative and this constraints the possible values of ψ_{II}' . Now the NEC (2.39), at z where $\psi_{II}'^2 \neq \frac{1}{\nu} - \nu$, becomes

$$-\psi_I'' + \nu \psi_{II}'' = \left(\nu \mp \frac{\psi_{II}'}{\sqrt{-\frac{1}{\nu} + \nu + \psi_{II}'^2}} \right) \psi_{II}'' \geq 0, \quad (2.45)$$

where the sign in the bracket is aligned with the sign in (2.44). When $0 < \nu < 1$ we have $|\psi_{II}'| \geq \sqrt{\frac{1}{\nu} - \nu} > 0$. In this case the possible constraints from the NEC for the monotonic profiles are

$$(1) \quad 0 < \nu < 1, \quad \psi_{II}' \neq \text{constant}, \quad \psi_{II}' \geq \sqrt{\frac{1}{\nu} - \nu}, \quad \psi_I' = +\sqrt{-\frac{1}{\nu} + \nu + \psi_{II}'^2}, \quad \psi_{II}'' \leq 0.$$

- (2) $0 < \nu < 1$, $\psi'_{\text{II}} \neq \text{constant}$, $\psi'_{\text{II}} \leq -\sqrt{\frac{1}{\nu} - \nu}$, $\psi'_{\text{I}} = +\sqrt{-\frac{1}{\nu} + \nu + \psi'^2_{\text{II}}}$, $\psi''_{\text{II}} \geq 0$.
- (3) $0 < \nu < 1$, $\psi'_{\text{II}} \neq \text{constant}$, $\psi'_{\text{II}} \geq \sqrt{\frac{1}{\nu} - \nu}$, $\psi'_{\text{I}} = -\sqrt{-\frac{1}{\nu} + \nu + \psi'^2_{\text{II}}}$, $\psi''_{\text{II}} \geq 0$.
- (4) $0 < \nu < 1$, $\psi'_{\text{II}} \neq \text{constant}$, $\psi'_{\text{II}} \leq -\sqrt{\frac{1}{\nu} - \nu}$, $\psi'_{\text{I}} = -\sqrt{-\frac{1}{\nu} + \nu + \psi'^2_{\text{II}}}$, $\psi''_{\text{II}} \leq 0$.
- (5) $0 < \nu < 1$, $\psi'_{\text{II}} = \text{constant}$, $|\psi'_{\text{II}}| \geq \sqrt{\frac{1}{\nu} - \nu}$, $\psi'_{\text{I}} = \pm\sqrt{-\frac{1}{\nu} + \nu + \psi'^2_{\text{II}}}$.

In the first four cases, we always have $\psi''_{\text{I}} \leq 0$ as shown in (2.42). In the case (5) the interface brane is a straight line, which corresponds to the scenario involving a trivial scalar field. Obviously with a nontrivial scalar field, the brane can bend in different ways. Note that in the cases (1-4), for the specific point in the bulk where $\psi'_{\text{II}} = \pm\sqrt{\frac{1}{\nu} - \nu}$, we have $\psi'_{\text{I}} = 0$ which is a turning point for the profile ψ_{I} of the brane. This indicates that the brane is no longer monotonic. We will only consider the case that the brane is monotonic in the main text.¹⁰

We show the cartoon picture of the bending branes in Fig. 2. We have used the blue line to represent the profile of Q with ψ_{I} and the red line for ψ_{II} . In the cases (1)&(2) the brane will extend to infinity while in the cases (3)&(4), the brane can extend to infinity or a finite value of u .



Figure 2: Cartoon plot for the four kinds of monotonic configuration of brane profile when $0 < \nu < 1$ and $\psi'_{\text{II}} \neq \text{constant}$. These configurations shows clearly about the allowed convexity of the brane.

When $\nu = 1$, we have (2.33) with the relation $\psi'_{\text{I}} = +\psi'_{\text{II}}$; or (2.34) with the relation $\psi'_{\text{I}} = -\psi'_{\text{II}}$, $\psi''_{\text{II}} \leq 0$, i.e. the configurations of (2)&(3) in Fig. 2.

3 Holographic entanglement entropy

The presence of a nontrivial scalar field on the interface brane Q leads to more complicated brane profiles, indicating that the ICFT is away from a fixed point. In this section, we

¹⁰In appendix A, an example of a profile ψ_{I} of the brane which is a non-monotonic function is shown in Fig. 27.

will first study the entanglement entropy of a specific regime within field theory using holographic techniques. Subsequently, we will introduce a g -function for the ICFT to quantify the effective degrees of freedom in Sec. 3.1 and discuss the BCFT limits of holographic entropy in Sec. 3.2. In Sec. 3.3 we will present several illustrative examples to demonstrate the characteristic features of the system. A consistent observation is that whenever the null energy condition is satisfied, the g -function is monotonically decreasing from UV to IR. We will comment on the entanglement entropy for other intervals in Sec. 3.4.

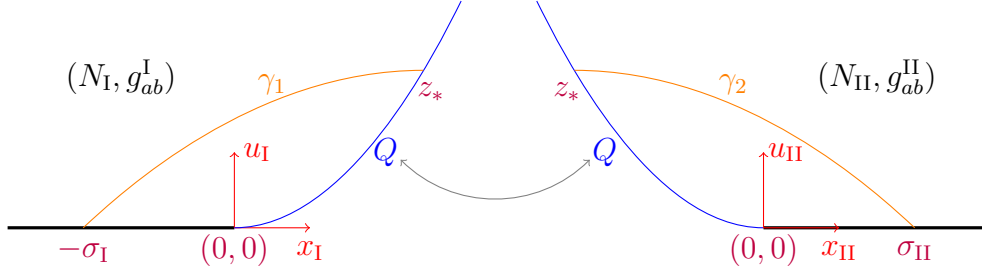


Figure 3: Cartoon plot for the configuration of the extremal surfaces γ_1 and γ_2 for chosen the boundary subsystem $[-\sigma_I, 0] \cup [0, \sigma_{II}]$.

We are interested in the boundary subsystems including the interface. We consider the subsystem $[-\sigma_I, 0] \cup [0, \sigma_{II}]$, the corresponding extremal surface contains two parts, denoted by γ_1 and γ_2 as shown in Fig. 3. In the coordinate system (2.14) and using (2.17), at a constant time t , γ_1 and γ_2 can be written as

$$\gamma_1 = \left(t, x_I[\xi_1], \frac{z_I[\xi_1]}{\sqrt{\nu}} \right), \quad \gamma_2 = (t, x_{II}[\xi_2], \sqrt{\nu} z_{II}[\xi_2]), \quad (3.1)$$

where ξ_1 and ξ_2 are the parameters of the two curves. The length functional is

$$\mathcal{A} = \int d\xi_1 \frac{L_I \sqrt{\nu}}{z_I} \sqrt{\dot{x}_I^2 + \frac{\dot{z}_I^2}{\nu}} + \int d\xi_2 \frac{L_{II} \sqrt{\nu}}{z_{II}} \sqrt{\dot{x}_{II}^2 + \nu \dot{z}_{II}^2}, \quad (3.2)$$

where the dots are derivatives with respect to ξ_1 or ξ_2 .

For these two curves, we first perform the variation to obtain the boundary terms and then we choose $\xi_1 = z_I$ and $\xi_2 = z_{II}$. We get the boundary condition on the brane

$$\frac{x'_I(z) \psi'_I(z) + \frac{1}{\nu}}{\sqrt{x_I'^2(z) + \frac{1}{\nu}}} + \frac{x'_{II}(z) \psi'_{II}(z) + \nu}{\sqrt{x_{II}'^2(z) + \nu}} \Big|_Q = 0. \quad (3.3)$$

Note that $x_I(z_I)$ and $\psi_I(z)$ are curves for γ_1 and Q respectively, similarly for the other functions.

Let us give a geometrical interpretation of (3.3). The tangent vectors for the curves γ_1 and γ_2 are

$$V_1 = \left(0, x'_I[z_I], \frac{1}{\sqrt{\nu}}\right), \quad V_2 = (0, x'_{II}[z_{II}], \sqrt{\nu}), \quad (3.4)$$

where we have chosen the parameter $\xi_1 = z_I$, $\xi_2 = z_{II}$. The tangent vectors of the brane Q are

$$W_1 = \left(0, \psi'_I[z], \frac{1}{\sqrt{\nu}}\right), \quad W_2 = (0, \psi'_{II}[z], \sqrt{\nu}). \quad (3.5)$$

The boundary condition (3.3) on the brane Q can be rewritten as

$$\frac{g_{ab}^I V_1^a W_1^a}{\sqrt{g_{ab}^I V_1^a V_1^a} \sqrt{g_{ab}^I W_1^a W_1^a}} + \frac{g_{ab}^{II} V_2^a W_2^a}{\sqrt{g_{ab}^{II} V_2^a V_2^a} \sqrt{g_{ab}^{II} W_2^a W_2^a}} = 0, \quad (3.6)$$

where we have used the continuous condition (2.21). The above equation can be formally written as

$$\hat{V}_1 \cdot \hat{W}_1 + \hat{V}_2 \cdot \hat{W}_2 = 0, \quad (3.7)$$

where the hat means the normalized vector and the dot means the contraction of two vectors by the AdS metric. (3.7) indicates that the angles between the tangent vector of γ_1 and Q and the one of γ_2 and Q are supplementary, which is consistent with the construction of geodesic in [15] when Q is a straight line.

The equations of motion from (3.2) give

$$x''_I - \frac{x'_I + \nu x_I'^3}{z_I} = 0, \quad x''_{II} - \frac{\nu x'_{II} + x_{II}'^3}{\nu z_{II}} = 0, \quad (3.8)$$

where the prime are derivatives with respect to z_I and z_{II} . Obviously they take the same form as the ones in AdS/BCFT [33, 34]. For the case that the bulk system is portion of AdS_3 (2.14), the solutions $x_I(z_I)$ and $x_{II}(z_{II})$ are circle arcs passing through the points marked as $-\sigma_I$ and z_* as well as σ_{II} and z_* in Fig. 3. Plugging these solutions into (3.3), the boundary condition can be written as

$$\left. \frac{z^2 - \nu(\sigma_I + \psi_I)(\sigma_I + \psi_I - 2z\psi'_I)}{z^2 + \nu(\sigma_I + \psi_I)^2} + \frac{\nu(\nu z^2 - (\sigma_{II} - \psi_{II})(\sigma_{II} - \psi_{II} + 2z\psi'_{II}))}{\nu z^2 + (\sigma_{II} - \psi_{II})^2} \right|_Q = 0. \quad (3.9)$$

After solving (3.9), we obtain the location $z_*(\sigma_I, \sigma_{II})$ of the extremal surface intersecting on the interface brane. Then we can obtain the entanglement entropy in terms of the

geodesics length

$$\begin{aligned}
S_E(\sigma_I, \sigma_{II}) &= \frac{\mathcal{A}(\sigma_I, \sigma_{II})}{4G} \\
&= \frac{L_I}{4G} \left[\cosh^{-1} \frac{\frac{z_*^2}{\sqrt{\nu}} + \sqrt{\nu}(\sigma_I + \psi_I(z_*))^2}{2z_*\epsilon_I} + \nu \cosh^{-1} \frac{z_*^2\nu + (\sigma_{II} - \psi_{II}(z_*))^2}{2z_*\sqrt{\nu}\epsilon_{II}} \right] \Big|_{z=z_*} \\
&= \frac{c_I}{6} \log \frac{\frac{z_*^2}{\sqrt{\nu}} + \sqrt{\nu}(\sigma_I + \psi_I(z_*))^2}{z_*\epsilon_I} + \frac{c_{II}}{6} \log \frac{z_*^2\nu + (\sigma_{II} - \psi_{II}(z_*))^2}{z_*\sqrt{\nu}\epsilon_{II}},
\end{aligned} \tag{3.10}$$

where ϵ_I and ϵ_{II} are UV cutoffs along the radial direction in the left and right AdS₃ and we have ignored the terms of order $\mathcal{O}(\epsilon_I^2), \mathcal{O}(\epsilon_{II}^2)$.¹¹ In (3.10), we have assumed that the extremal curves are smooth and within the bulk. There exists situations that the extremal surface passing the solution of (3.9) and the boundary point might be out of bulk of one side, e.g. for $\sigma_I \gg \sigma_{II}$ in the configuration (3) shown in Fig. 2. In this case, we could use the squashed geodesics [35] for the extremal curves out of the bulk, i.e. demanding the extremal curve spanning along the interface brane instead of out of the bulk regime. We will not consider this case in our study.

Another equivalent method to obtain the boundary condition (3.9) is to minimise the length of the geodesic with respect to the intersecting point between the geodesics and the interface brane. Suppose that the intersecting point between the extremal surface and the brane takes the intrinsic coordinate (t, z) , the location can be solved from

$$\frac{d}{dz} \left[\cosh^{-1} \frac{\frac{z^2}{\sqrt{\nu}} + \sqrt{\nu}(\sigma_I + \psi_I(z))^2}{z\epsilon_I} + \nu \cosh^{-1} \frac{z^2\nu + (\sigma_{II} - \psi_{II}(z))^2}{z\sqrt{\nu}\epsilon_{II}} \right] = 0, \tag{3.11}$$

which is equivalent to (3.9).

3.1 Interface entropy and g -function

Setting $\sigma_I = \sigma_{II} = \sigma$, the interface entanglement entropy can be defined for the interface field theory as

$$S_{IE}(\sigma) = S_E - \frac{1}{2}S_E^L - \frac{1}{2}S_E^R \tag{3.12}$$

where S_E is the holographic entanglement entropy of the interval $[-\sigma, \sigma]$ from AdS/ICFT (3.10), while S_E^L and S_E^R are the holographic vacuum entanglement entropy of the same interval that are obtained from the holographic CFT_I and CFT_{II} respectively, i.e.

$$S_E^L = \frac{c_I}{3} \log \frac{2\sigma}{\epsilon_I}, \quad S_E^R = \frac{c_{II}}{3} \log \frac{2\sigma}{\epsilon_{II}}. \tag{3.13}$$

¹¹If we demand that the two cutoffs are the same on the brane Q , then we have $\epsilon_I = \epsilon_{II}/\nu$.

Note that similar proposal has also been used in [14] for AdS/ICFT without scalar field. One nice feature of the above definition (3.12) is that when the the brane is completely trivially connecting the two AdS spacetime, i.e. the case of (2.33), we have $S_{\text{IE}}(\sigma) = 0$.

Then we can define a g -function $g(\sigma)$ as follows

$$\begin{aligned} \log g(\sigma) &= S_{\text{IE}}(\sigma) \\ &= \frac{c_{\text{I}}}{6} \log \frac{\frac{z_*^2}{\sqrt{\nu}} + \sqrt{\nu}(\sigma(z_*) + \psi_{\text{I}}(z_*))^2}{2z_*\sigma(z_*)} + \frac{c_{\text{II}}}{6} \log \frac{z_*^2\nu + (\sigma(z_*) - \psi_{\text{II}}(z_*))^2}{2\sqrt{\nu}z_*\sigma(z_*)}, \end{aligned} \quad (3.14)$$

which is finite and independent with the UV cutoffs ϵ_{I} and ϵ_{II} .

Note that $\log g(\sigma) \in (-\infty, \infty)$. When the brane has a constant tension, i.e. the solution (2.29), the interface entropy $S_{\text{IE}} = \log g(\sigma(z_*))$ is a constant so that the above g -function is also a constant [14]. This is expected as the induced metric on Q is an AdS₂ slice. We will show this as the first example in the section 3.3.1. Specially, when the profiles satisfy the relations $\psi_{\text{I}}(z) \geq 0$ and $\psi_{\text{II}}(z) \leq 0$, we have $\psi_{\text{I}}(z_*) \geq 0$ and $\psi_{\text{II}}(z_*) \leq 0$, then from (3.14), $\log g(\sigma) \geq 0$.

The monotonic behavior of $\log g(\sigma)$ is expected to reflect the RG flow the interface-associated degrees of freedom of the interface field theory. In Sec. 3.3 we will present specific examples demonstrating that $\log g(\sigma)$ consistently exhibits a monotonic decrease when the NEC is satisfied.¹² It is worth noting that while we do not have an analytical proof for this observation, the numerical evidence supports this trend.

3.1.1 The UV and IR limits

When the induced metric on the interface Q is asymptotic to AdS₂ in both the UV and IR limit, we can prove that $\lim_{\sigma \rightarrow 0} S_{\text{IE}}(\sigma) \geq \lim_{\sigma \rightarrow \infty} S_{\text{IE}}(\sigma)$. This reminds us the g -theorem for ICFT.

In the UV limit $z \rightarrow 0$, the brane is asymptotically AdS₂ if we assume that the brane Q has the following asymptotic profile

$$\psi_{\text{I}}(z) \simeq \gamma z^n + \dots, \quad (3.15)$$

and

$$\psi_{\text{II}}(z) \simeq \pm \sqrt{\frac{1}{\nu} - \nu + \gamma^2 n^2 \delta_{1n}} z + \dots, \quad (3.16)$$

¹²It is interesting to connect the g -function to the defect RG flow in the field theory, see e.g. [36].

where the dots are the higher order term in z . From the above asymptotic behaviors, expanding (3.9) by assuming that z_* and σ are of same order, we have

$$z_* = \sqrt{\frac{\nu}{1 + \gamma^2 \nu \delta_{1n}}} \sigma + \dots \quad (3.17)$$

Therefore the interface entropy in the UV limit is

$$\begin{aligned} S_{\text{iE}}^{\text{UV}} &= \lim_{\sigma \rightarrow 0} S_{\text{iE}}(\sigma) \\ &= \frac{c_{\text{I}}}{6} \log \left(\gamma \sqrt{\nu} \delta_{1n} + \sqrt{1 + \gamma^2 \nu \delta_{1n}} \right) \\ &\quad + \frac{c_{\text{II}}}{6} \log \left(\frac{\sqrt{1 + \gamma^2 \nu \delta_{1n}} \mp \sqrt{1 - \nu^2 + \gamma^2 \nu \delta_{1n}}}{\nu} \right) + \mathcal{O}(\sigma), \end{aligned} \quad (3.18)$$

which is a constant in the leading term. The sign in (3.18) corresponds to the choice of sign in (3.16). When $n = 1$, $S_{\text{iE}}^{\text{UV}}$ is the same as the result with trivial scalar field, which will be written out explicitly in (3.38). When $n > 1$, the left brane is perpendicular to the boundary in the near-boundary limit thus the left part contributes nothing to $S_{\text{iE}}^{\text{UV}}$, i.e. we have $S_{\text{iE}}^{\text{UV}} = \frac{c_{\text{II}}}{6} \log(\frac{1 \mp \sqrt{1 - \nu^2}}{\nu})$.

In the IR limit $z \rightarrow +\infty$, the brane is asymptotically AdS_2 if we assume that the brane Q has the asymptotic profile

$$\psi_{\text{I}}(z) \simeq \psi'_{\text{I}}(+\infty)z + \dots, \quad (3.19)$$

and

$$\psi_{\text{II}}(z) \simeq \pm \sqrt{\psi'^2_{\text{I}}(+\infty) + \frac{1}{\nu}} z + \dots, \quad (3.20)$$

with the dots the subleading terms compared to z . Note that the above asymptotic behaviors are not the most generic ones while a special one which would lead to the IR geometry asymptotically AdS_2 . From the above asymptotic behavior and (3.9), we have

$$\sigma \simeq \sqrt{\frac{1}{\nu} + \psi'^2_{\text{I}}(+\infty)} z + \dots \quad (3.21)$$

The interface entropy in the IR limit is

$$\begin{aligned} S_{\text{iE}}^{\text{IR}} &= \lim_{\sigma \rightarrow +\infty} S_{\text{iE}}(\sigma) \\ &= \frac{c_{\text{I}}}{6} \log \left(\psi'_{\text{I}}(+\infty) \sqrt{\nu} + \sqrt{1 + \psi'^2_{\text{I}}(+\infty) \nu} \right) \\ &\quad + \frac{c_{\text{II}}}{6} \log \frac{\sqrt{1 + \psi'^2_{\text{I}}(+\infty) \nu} \mp \sqrt{1 + \psi'^2_{\text{I}}(+\infty) \nu - \nu^2}}{\nu}, \end{aligned} \quad (3.22)$$

where the sign corresponds to the choice of sign in (3.20).

When the matter field on Q satisfies the NEC as discussed in Sec. 2.3, i.e. when $\nu \neq 1$, or the condition $\nu = 1, \psi'_I = -\psi'_{II}$, we have $\psi''_I \leq 0$. This indicates that $\psi'_I(0) \geq \psi'_I(+\infty)$. From (3.18) and (3.22), we always have

$$S_{\text{IE}}^{\text{UV}} \geq S_{\text{IE}}^{\text{IR}}. \quad (3.23)$$

When $\nu = 1, \psi'_I = \psi'_{II}$, we have $S_{\text{IE}} = 0$ indicating the interface is trivial.

Note that (3.23) is a relation between the values of g -function at the specific UV and IR fixed points. When we are away from the UV and IR limit, the g -function is expected to satisfy the g -theorem $\frac{d}{d\sigma} S_{\text{IE}}(\sigma) \leq 0$ along the whole RG flow. In Sec. 3.3 we will show that it is indeed satisfied for the specific examples we considered.

3.2 BCFT limits of holographic entanglement entropy

The BCFT limit of AdS/ICFT was discussed in Sec. 2.2 and there are two different BCFT limits, i.e. $\nu \rightarrow 0$ and $\nu = 1$. Here we take these two BCFT limits to the entanglement entropy and the interface entropy.

Let us first study the limit $\nu \rightarrow 0$. In this case, the BCFT limit of the geodesic can be found by solving the boundary condition (3.9). Similar to the discussion in Sec. 2.2, it is more convenient to work in the t, u coordinate on Q . We first rewrite (3.9) in u coordinate

$$\frac{u^2 - (\sigma_I + \tilde{\psi}_I)(\sigma_I + \tilde{\psi}_I - 2u\tilde{\psi}'_I)}{u^2 + (\sigma_I + \tilde{\psi}_I)^2} + \nu \frac{\nu^2 u^2 - (\sigma_{II} - \tilde{\psi}_{II})(\sigma_{II} - \tilde{\psi}_{II} + 2u\tilde{\psi}'_{II})}{\nu^2 u^2 + (\sigma_{II} - \tilde{\psi}_{II})^2} \Big|_Q = 0, \quad (3.24)$$

where the conventions in Sec. 2.2 have been used and the prime denotes the derivative with respect to u . In the limit $\nu \rightarrow 0$, it becomes

$$\frac{u^2 - (\sigma_I + \tilde{\psi}_I)(\sigma_I + \tilde{\psi}_I - 2u\tilde{\psi}'_I)}{u^2 + (\sigma_I + \tilde{\psi}_I)^2} \Big|_Q = 0. \quad (3.25)$$

Using the fact that the normalized tangent vector of γ_1 and the brane take the following form in u coordinate from (3.4) and (3.5),

$$\hat{V}_1 = \frac{2(\tilde{\psi}_I + \sigma_I)}{(\tilde{\psi}_I + \sigma_I)^2 + u^2} \left(-u, \frac{(\tilde{\psi}_I + \sigma_I)^2 - u^2}{2(\tilde{\psi}_I + \sigma_I)} \right), \quad \hat{W}_1 = \frac{1}{\sqrt{\tilde{\psi}_I'^2 + 1}} \left(\tilde{\psi}'_I, 1 \right), \quad (3.26)$$

it is straightforward to prove that (3.25) is equivalent to

$$\hat{V}_1 \cdot \hat{W}_1 = 0. \quad (3.27)$$

Therefore (3.25) is exactly the boundary condition of minimal surface in AdS/BCFT [33]. Given the solution u_* of (3.25), we can calculate the entanglement entropy in AdS/BCFT

$$S_E = \frac{c_I}{6} \log \frac{u_*^2 + (\sigma_I + \tilde{\psi}_I(u_*))^2}{u_* \epsilon_I}. \quad (3.28)$$

The interface entanglement entropy or g -function takes the following form in AdS/BCFT,

$$\log g(\sigma) = S_{IE}(\sigma) = \frac{c_I}{6} \log \frac{u_*^2 + (\sigma + \tilde{\psi}_I(u_*))^2}{2u_* \sigma}. \quad (3.29)$$

In the case of trivial scalar field with $\phi = 0, V = T$, the configuration for the ICFT is (2.29). From (2.36) the BCFT limit is given by

$$\tilde{\psi}_I = \frac{L_I T}{\sqrt{1 - L_I^2 T^2}} u, \quad \tilde{\psi}_{II} = \pm \frac{1}{\sqrt{1 - L_I^2 T^2}} u + \mathcal{O}(\nu). \quad (3.30)$$

From (3.25), (3.28) and (3.29), the entanglement entropy takes the following form

$$\begin{aligned} u_* &= \sqrt{1 - L_I^2 T^2} \sigma, \\ S_E &= \frac{c_I}{6} \log \frac{2\sigma}{\epsilon_I} + \log g = \frac{c_I}{6} \log \left(\sqrt{\frac{1 + L_I T}{1 - L_I T}} \frac{2\sigma}{\epsilon_I} \right), \\ \log g &= \frac{c_I}{12} \log \left(\frac{1 + L_I T}{1 - L_I T} \right). \end{aligned} \quad (3.31)$$

This is precisely the result obtained in [33]. For nontrivial scalar field case, boundary entropy is not a constant anymore [32] and the results depend on the detailed profile of the brane Q .

Another type of BCFT limit is the $\nu = 1$ limit. Noticing that now we have $z = u_I = u_{II} = u$ and we will use z -coordinate for convenient. We set $\sigma_I = \sigma_{II} = \sigma$ and from (2.34) we also set $\psi_I(z) = -\psi_{II}(z) = \varphi(z)$. The boundary condition (3.3) becomes

$$\left. \frac{x'_I(z)\varphi(z) + 1}{\sqrt{x_I'^2(z) + 1}} + \frac{-x'_{II}(z)\varphi(z) + 1}{\sqrt{x_{II}'^2(z) + 1}} \right|_Q = 0. \quad (3.32)$$

Note that when $\nu = 1$, from (3.8) the equations for x_I and x_{II} are the same, so they should have the same solution. From the Z_2 folding symmetry between the left part and right part of the system, we have $x'_I = -x'_{II} = x'$ on the brane. Then (3.32) becomes

$$2 \left. \frac{x'(z)\varphi(z) + 1}{\sqrt{x'^2(z) + 1}} \right|_Q = 0. \quad (3.33)$$

Repeating the analysis below (3.3), (3.33) indicates that

$$\hat{V}_1 \cdot \hat{W}_1 = \hat{V}_2 \cdot \hat{W}_2 = 0, \quad (3.34)$$

which is precisely the perpendicular boundary condition of the minimal surface on the EOW brane in AdS/BCFT. We can also use (3.8) to write (3.33) in the following form

$$\left. \frac{z^2 - (\sigma + \varphi)(\sigma + \varphi - 2z\varphi')}{z^2 + (\sigma + \varphi)^2} \right|_Q = 0, \quad (3.35)$$

which is just a rewrite of (3.9) by setting $\nu = 1$, $\sigma_I = \sigma_{II} = \sigma$ and $\psi_I(z) = -\psi_{II}(z) = \varphi(z)$. Note that this is also the same as (3.25) in the $\nu \rightarrow 0$ limit. Similarly, after solving above equation to obtain the intersecting point z_* , we can calculate EE and g -function and they just have the form of (3.28) and (3.29) by identifying $u_* \rightarrow z_*$ and $\tilde{\psi}_I(u_*) \rightarrow \varphi(z_*)$.

3.3 Case studies of several examples

In this subsection, we present six distinct examples with different monotonic profiles of the interface brane Q . An example with non-monotonic profile is shown in appendix A. With a nontrivial scalar field, the interface field theory is expected to deviate from a fixed point. The bending of the interface brane reflects the RG flow of interface, revealing numerous significant physical phenomena.

Before proceeding, let us summarize our findings based on the specific examples examined:

- (1) In cases where the induced metric on the interface brane Q flows from a UV AdS to an IR AdS, the scalar potential evolves from a locally maximal in UV to a globally minimal in IR, as shown in the solutions II, III, V. In solution I where the scalar field is trivial, the induced metric is a pure AdS₂.
- (2) When the induced metric on the interface brane Q flows from a UV AdS to an IR flat spacetime, the scalar potential evolves from a locally maximal in UV (solution VI or the solution in Appendix A) or a locally minimal in UV (solution IV with $n > 3$) to a globally minimal in IR.
- (3) The relation $\partial_\phi V(\phi)|_{\phi_{UV}} = \partial_\phi V(\phi)|_{\phi_{IR}} = 0$ is always satisfied for all examples.
- (4) When the scalar potential exhibits non-monotonic behavior, i.e. the solutions IV and V, multiple extremal surfaces may exist for the interval we studied. Consequently, a first order phase transition occurs for the interface entropy $S_{IE}(\sigma)$ as σ increases.
- (5) When the induced metric is asymptotically flat in IR, i.e. the solutions VI and IV and the solution in Appendix A, the interface entropy $S_{IE}(\sigma \rightarrow \infty)$ goes to $-\infty$.

Notably, in such cases, the scalar field could be divergent (or finite) if the interface brane spans to $z \rightarrow \infty$ (or a finite value) in the IR limit.

- (6) The g -theorem is always consistently satisfied, i.e. $S_{\text{IE}}(\sigma)$ monotonically decreases when σ increases.

3.3.1 Solution I with trivial scalar field

The simplest example is the case with trivial scalar field, i.e. $\phi = 0, V = T$. This case was studied in [14, 15]. Now the interface Q is a straight line and the solution is given by (2.29) and the tension is bounded by (2.30). The induced metric on the interface brane is AdS_2 .

In this case, the intersection point between the minimal surface and the brane is

$$z_* = \sqrt{\frac{\nu}{1 + \gamma^2 \nu}} \sigma. \quad (3.36)$$

Then we can calculate the entanglement entropy

$$S_{\text{E}} = \frac{c_{\text{I}}}{6} \log \frac{2\sigma}{\epsilon_{\text{I}}} + \frac{c_{\text{II}}}{6} \log \frac{2\sigma}{\epsilon_{\text{II}}} + \log g, \quad (3.37)$$

with the g -function

$$\log g = \frac{c_{\text{I}}}{6} \log \left(\gamma \sqrt{\nu} + \sqrt{1 + \gamma^2 \nu} \right) + \frac{c_{\text{II}}}{6} \log \left(\frac{\sqrt{1 + \gamma^2 \nu} \mp \sqrt{1 + \gamma^2 \nu - \nu^2}}{\nu} \right), \quad (3.38)$$

where the signs \mp in (3.38) corresponds to the choices of sign \pm in (2.29). Note that the g -function is a constant and independent of the interval length σ . This is consistent with the fact that the induced metric on the interface Q is an AdS_2 and the interface field theory on the boundary is expected to be a CFT. Notably, when $\nu = 1$ and $\psi_{\text{I}} = \psi_{\text{II}} = \gamma z$ we have $\log g = 0$ which is precisely the case that the interface Q does not play any role in the construction.

We can also perform the coordinate transformation on Poincare AdS coordinate (2.14) via

$$u_{\text{A}} = \frac{y_{\text{A}}}{\cosh(\rho_{\text{A}}/L_{\text{A}})}, \quad x_{\text{A}} = y_{\text{A}} \tanh(\rho_{\text{A}}/L_{\text{A}}), \quad \text{A} = (\text{I}, \text{II}) \quad (3.39)$$

then the interface entropy can be expressed as

$$S_{\text{IE}} = \log g(\sigma) = \frac{1}{4G} (\rho_{\text{I}}^* + \rho_{\text{II}}^*), \quad (3.40)$$

where $\rho_{\text{I}}^*, \rho_{\text{II}}^*$ are

$$\rho_{\text{I}}^* = L_{\text{I}} \log(\lambda \sqrt{\nu} + \sqrt{1 + \lambda^2 \nu}), \quad \rho_{\text{II}}^* = L_{\text{II}} \log \frac{\sqrt{1 + \lambda^2 \nu} \mp \sqrt{1 + \lambda^2 \nu - \nu^2}}{\nu}. \quad (3.41)$$

which parameterize the positions of the branes. This is the same as the result in [14, 15].

3.3.2 Solution II

The second example of the interface is described by

$$\psi_I(z) = \frac{az + bz^2}{1 + z}. \quad (3.42)$$

The NEC (2.42) imposes the constraint $a \geq b$. The solution for ψ_{II} can be represented using elliptic integrals, which are quite complicated. Fig. 4 illustrates an example of the brane configuration when $a = 2$, $b = 1$, $L_I = 1$, and $\nu = 1/2$, with the minus sign selected for ψ_{II} . It belongs to the case (2) classified in Fig. 2.

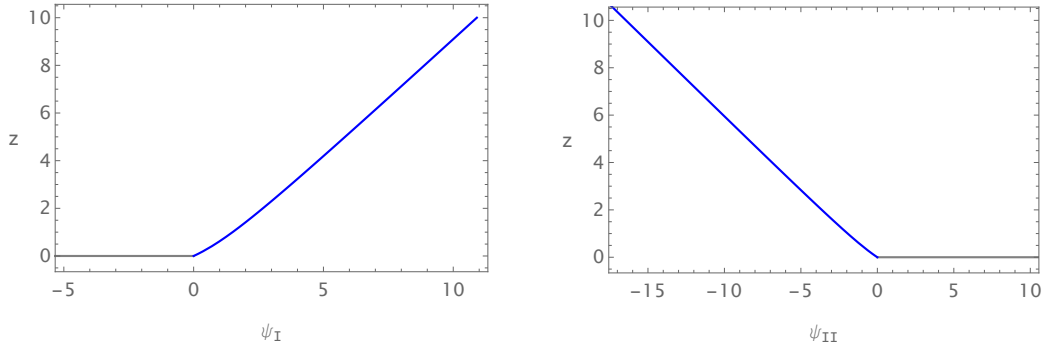


Figure 4: The profiles of the interface brane Q for the example (3.42) with $a = 2$, $b = 1$, $L_I = 1$, and $\nu = 0.5$.

In the UV limit $z \rightarrow 0$ and the IR limit $z \rightarrow \infty$, ψ_I behaves as

$$\begin{aligned} \psi_I(z) &= az + (b - a)z^2 + \mathcal{O}(z^3), & (z \rightarrow 0), \\ \psi_I(z) &= bz - (b - a) + \mathcal{O}\left(\frac{1}{z}\right), & (z \rightarrow \infty). \end{aligned} \quad (3.43)$$

Therefore, we can approximate it with a straight line in both the UV and IR regimes, and it exhibits asymptotic AdS_2 behavior in both the UV and IR. Therefore the profile can be thought of a precise example in Sec. 3.1.1. The nature of fixed points can also be confirmed by examining equation (2.26), where we find

$$\begin{aligned} \lambda(z) &= -\frac{1}{L_I^2(1 + a^2\nu)} + \mathcal{O}(z), & (z \rightarrow 0), \\ \lambda(z) &= -\frac{1}{L_I^2(1 + b^2\nu)} + \mathcal{O}\left(\frac{1}{z^2}\right), & (z \rightarrow \infty). \end{aligned} \quad (3.44)$$

The leading term is a negative constant in both the UV and IR regimes, indicating that the interface brane asymptotically approaches AdS_2 in these regions. Interestingly, the

condition derived from the NEC is equivalent to requiring that the effective AdS₂ radius on the interface Q satisfy $L_Q^{\text{UV}} \geq L_Q^{\text{IR}}$ for $b > 0$.¹³ The ICFT dual to the interface is anticipated to flow from a UV fixed point to an IR fixed point.

The interface entropy at both the UV and IR fixed points can be calculated using equation (3.38)

$$\begin{aligned} S_{\text{IE}}^{\text{UV}} &= \frac{c_{\text{I}}}{6} \log \left(a\sqrt{\nu} + \sqrt{1 + a^2\nu} \right) + \frac{c_{\text{II}}}{6} \log \left(\frac{\sqrt{1 + a^2\nu} \mp \sqrt{1 + a^2\nu - \nu^2}}{\nu} \right), \\ S_{\text{IE}}^{\text{IR}} &= \frac{c_{\text{I}}}{6} \log \left(b\sqrt{\nu} + \sqrt{1 + b^2\nu} \right) + \frac{c_{\text{II}}}{6} \log \left(\frac{\sqrt{1 + b^2\nu} \mp \sqrt{1 + b^2\nu - \nu^2}}{\nu} \right). \end{aligned} \quad (3.45)$$

For the condition $a \geq b$, we have

$$S_{\text{IE}}^{\text{UV}} \geq S_{\text{IE}}^{\text{IR}}, \quad (3.46)$$

as discussed already in Sec. 3.1.1. A special case is that the g -function becomes a constant thus $S_{\text{IE}}^{\text{UV}} = S_{\text{IE}}^{\text{IR}}$ when $a = b$ and the brane becomes $\psi_1(z) = az$ which is precisely the example discussed in Sec. 3.3.1.

In the UV limit $z \rightarrow 0$, the scalar field and its potential exhibit the following asymptotic behavior

$$\begin{aligned} \phi^2(z) &= \frac{4(a-b)L_I\sqrt{\nu}(\sqrt{1 + a^2\nu} - \nu^2 \mp a\nu^{3/2})}{\sqrt{1 + a^2\nu}\sqrt{1 + a^2\nu - \nu^2}} z + \dots, \\ V(\phi) &= \frac{a\nu^{3/2} \mp \sqrt{1 + a^2\nu - \nu^2}}{L_I\nu\sqrt{1 + a^2\nu}} - \frac{1}{4L_I^2(1 + a^2\nu^2)}\phi^2 + \dots. \end{aligned} \quad (3.47)$$

In the IR limit as $z \rightarrow \infty$, the scalar field and its potential demonstrate the following asymptotic behavior

$$\begin{aligned} (\phi(z) - \phi_0)^2 &= \frac{(a-b)L_I\sqrt{\nu}(\sqrt{1 + b^2\nu} - \nu^2 \mp b\nu^{3/2})}{\sqrt{1 + b^2\nu}\sqrt{1 + b^2\nu - \nu^2}} \frac{1}{z^2} + \dots, \\ V(\phi) &= \frac{b\nu^{3/2} \mp \sqrt{1 + b^2\nu - \nu^2}}{L_I\nu\sqrt{1 + b^2\nu}} + \frac{2}{L_I^2(1 + b^2\nu)}(\phi - \phi_0)^2 + \dots. \end{aligned} \quad (3.48)$$

where ϕ_0 is a constant of integration. From the above expressions, the potential V exhibits a maximum at $\phi = 0$ and a minimum at $\phi = \phi_0$. These points respectively correspond to the UV and IR fixed points.

We show an example of this solution in Fig. 5, where the parameters are set to be $a = 2$, $b = 1$, $L_I = 1$, and $\nu = 1/2$. The upper two plots are for $\phi(z)$ and $V(\phi)$. The integration constant ϕ_0 in (3.48) is 1.62. The lower two plots are for the entanglement entropy and the interface entropy. Obviously the g -theorem is satisfied.

¹³The relation is no longer true for $a < 0$. Nevertheless, we have checked several examples and find that the g -theorem is still satisfied.

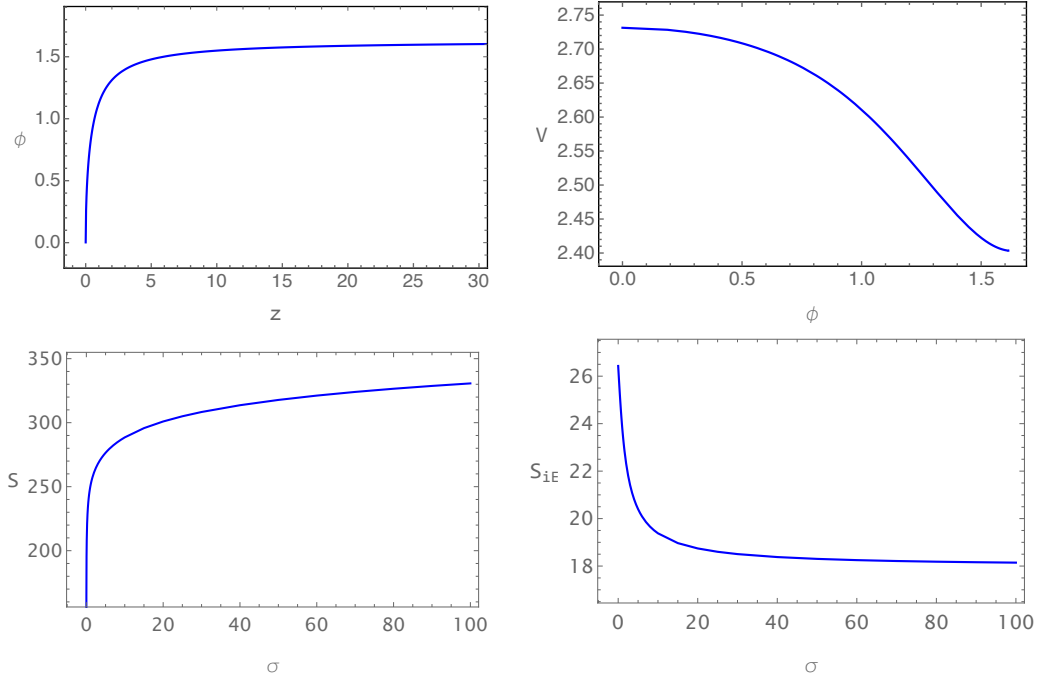


Figure 5: The $\phi(z)$, $V(\phi)$ (upper plots) and the entanglement entropy and interface entropy (lower plots) for the profile (3.42). Here we set $a = 2, b = 1, L_I = 1, \nu = 0.5$.

3.3.3 Solution III

The third example of the interface brane is described by

$$\psi_I(z) = a \arctan(bz) + cz, \quad (3.49)$$

where a, b, c are constants. We choose $b > 0$ since its sign can be moved out. The NEC (2.42) demands $ab \geq 0$. The solution for ψ_{II} can only be obtained numerically. In Fig. 6, we show an example of the brane configuration. Similar to the discussion of the previous example, the minus sign for ψ_{II} is chosen and it belongs to the case (2) classified in Fig. 2.

$\psi_I(z)$ has the following asymptotic behaviour,

$$\begin{aligned} \psi_I(z) &= (ab + c)z - \frac{ab^3}{3}z^3 + \mathcal{O}(z^5), & (z \rightarrow 0), \\ \psi_I(z) &= cz + \frac{\pi a}{2} - \frac{a}{bz} + \frac{a}{3b^3z^3} + \mathcal{O}\left(\frac{1}{z^5}\right), & (z \rightarrow \infty). \end{aligned} \quad (3.50)$$

The induced metric on the brane and the Ricci tensor satisfy the relation $R_{Q\mu\nu} = \lambda(z)h_{\mu\nu}$,

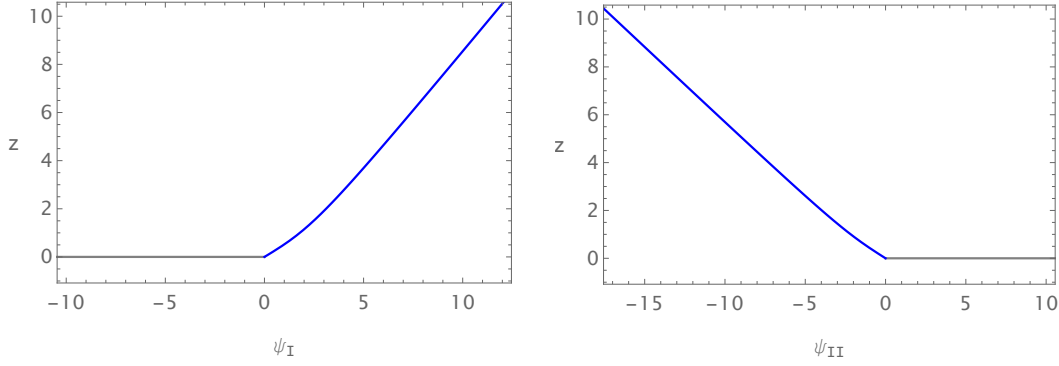


Figure 6: The profile of the interface brane Q for the example (3.49). Here we choose $a = b = c = 1, \nu = 0.5, L_I = 1$.

where

$$\begin{aligned}\lambda(z) &= -\frac{1}{(1 + (ab + c)^2\nu)L_I^2} + \mathcal{O}(z^4), \quad (z \rightarrow 0), \\ \lambda(z) &= -\frac{1}{(1 + c^2\nu)L_I^2} + \mathcal{O}\left(\frac{1}{z^2}\right), \quad (z \rightarrow \infty).\end{aligned}\tag{3.51}$$

This indicates that the brane is also asymptotically AdS in the UV and IR limits.

The entanglement entropy can also be computed from (3.38). Following the discussion in Sec. 3.1.1, once the NEC is satisfied, we have

$$S_{\text{iE}}^{\text{UV}} \geq S_{\text{iE}}^{\text{IR}}.\tag{3.52}$$

A special case is that the g -function becomes a constant thus $S_{\text{iE}}^{\text{UV}} = S_{\text{iE}}^{\text{IR}}$ when $ab = 0$ and the brane becomes $\psi_I(z) = cz$, i.e. the solution in Sec. 3.3.1.

In the UV limit $z \rightarrow 0$, the scalar field and its potential behave as follows,

$$\begin{aligned}\phi^2(z) &= \frac{ab^3 L_I \sqrt{\nu} (\sqrt{1 + ((ab + c)^2 - \nu)\nu} \mp (ab + c)\nu^{3/2})}{\sqrt{1 + (ab + c)^2\nu} \sqrt{1 + ((ab + c)^2 - \nu)\nu}} z^2 + \dots, \\ V(\phi) &= \frac{(ab + c)\nu^{3/2} \mp \sqrt{1 + ((ab + c)^2 - \nu)\nu}}{L_I \nu \sqrt{1 + (ab + c)^2\nu}} + C_1 \cdot \phi^4 + \dots,\end{aligned}\tag{3.53}$$

where C_1 are complicated functions depending on a, b, c and ν . It is interesting to see that the effective mass of the scalar field vanishes in the UV limit which means that the scalar field is sourceless on the brane. In the IR limit $z \rightarrow \infty$, the scalar field and its potential have following asymptotic behaviour,

$$\begin{aligned}(\phi(z) - \phi_0)^2 &= \frac{a L_I \sqrt{\nu} (\sqrt{1 + c^2\nu - \nu^2} \mp c\nu^{3/2})}{b \sqrt{1 + c^2\nu} \sqrt{1 + c^2\nu - \nu^2}} \frac{1}{z^2} + \dots, \\ V(\phi) &= \frac{c\nu^{3/2} \mp \sqrt{1 + c^2\nu - \nu^2}}{L_I \nu \sqrt{1 + c^2\nu}} + \frac{2}{L_I^2(1 + c^2\nu)} (\phi - \phi_0)^2 + \dots.\end{aligned}\tag{3.54}$$

In Fig. 7, we show an example of the scalar field, the potential, as well as the entanglement entropy and the interface entropy S_{iE} . Obviously the g -theorem holds and $\phi_0 \simeq 1.28$. Different from the behavior of S_{iE} in Fig. 5, here when $\sigma \rightarrow 0$, we have $\partial_\sigma S_{\text{iE}} \rightarrow 0$.

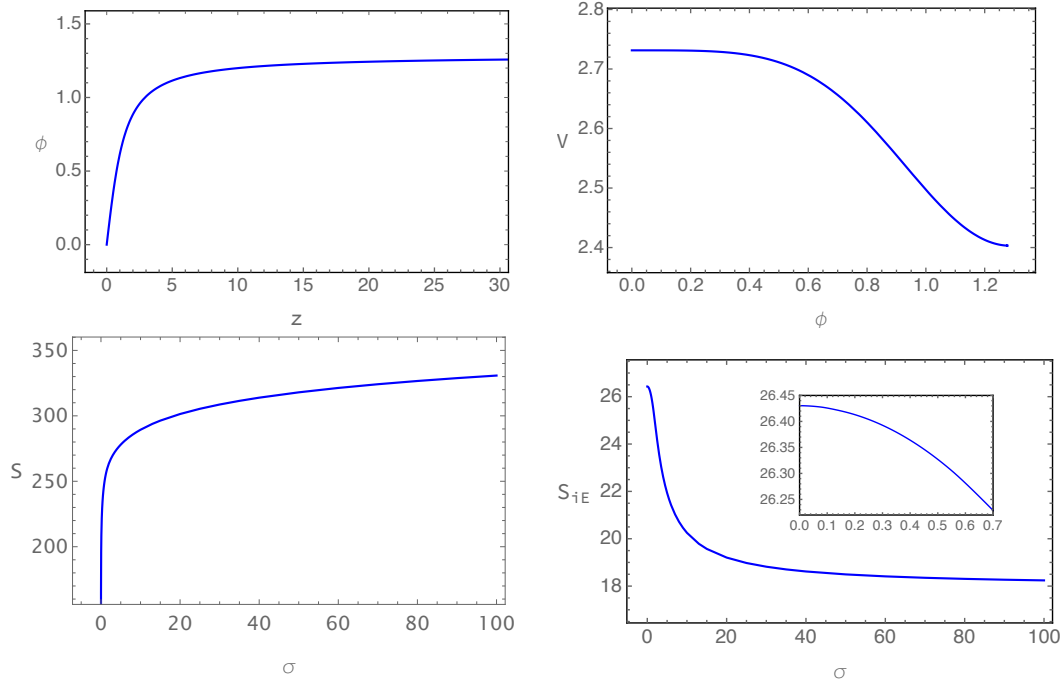


Figure 7: The $\phi(z)$, $V(\phi)$ (upper plots) and the entanglement entropy and interface entropy (lower plots) for the profile (3.49). Here we chose $a = b = c = 1$, $\nu = 0.5$, $L_I = 1$ and we have $\phi_0 \simeq 1.28$.

3.3.4 Solution IV

We have considered the curved interface branes that can be approximated as straight lines in both the UV and IR regimes in Sec. 3.3.2 and Sec. 3.3.3. Here, we will study a more general solution that is asymptotically AdS_2 in the UV regime, as shown in (2.27).

The profile ψ_I of the interface brane has the form

$$\psi_I = \gamma z^n \quad (3.55)$$

where $n \geq 1$ and γ are constants. When $n = 1$, this exactly matches the case we studied in Sec. 3.3.1 and there is no constraint on γ from NEC. In this subsection we focus on

the regime $n > 1$, where the NEC further constraints $\gamma < 0$. Evaluating (2.26) we obtain

$$\lambda(z) = -\frac{1}{L_I^2(1 + \gamma^2 \nu \delta_{n1})} + \dots, \quad (z \rightarrow 0), \quad (3.56)$$

$$\lambda(z) = -\frac{1}{n(L_I^2 \gamma^2 \nu) z^{2(n-1)}} + \dots, \quad (z \rightarrow \infty). \quad (3.57)$$

This implies that the brane asymptotically approaches AdS_2 in the UV regime. However, the condition $\lambda(z) \rightarrow 0$ as $z \rightarrow \infty$ indicates that it becomes flat in the deep IR.

The solution of ψ_{II} can be obtained as

$$\psi_{\text{II}} = \pm \sqrt{\frac{1 - \nu^2}{\nu}} z {}_2F_1 \left(-\frac{1}{2}, \frac{1}{2n-2}, \frac{2n-1}{2n-2}, -\frac{n^2 \gamma^2 \nu}{1 - \nu^2} z^{2n-2} \right), \quad (3.58)$$

where ${}_2F_1$ denotes the hypergeometric function. Fig. 8 illustrates an example of the brane configuration when $\gamma = -2$, $n = 10$, $L_I = 1$, and $\nu = 1/2$, with the minus sign selected for ψ_{II} . It belongs to the case (4) classified in Fig. 2.

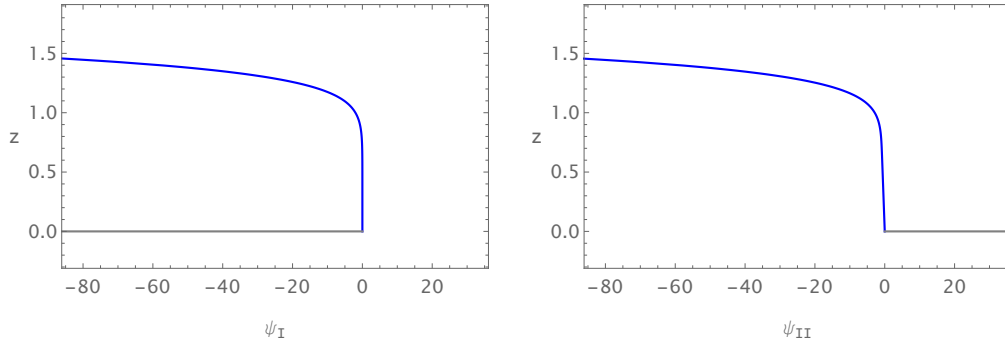


Figure 8: Plots of configurations of ψ_I of (3.55) and ψ_{II} of (3.58). Here we have set $\gamma = -2$, $n = 10$, $L_I = 1$ and $\nu = 0.5$.

The behaviors of the scalar field and its potential at the UV limit ($z \rightarrow 0$) are

$$\begin{aligned} \phi^2 &= -\frac{2n}{n-1} L_I \sqrt{\nu} \gamma z^{n-1} + \dots, \\ V &= \mp \frac{\sqrt{1 - \nu^2}}{\nu L_I} + \frac{(n-1)(n-3)}{4L_I^2} \phi^2 + \dots, \end{aligned} \quad (3.59)$$

where we have assumed $\phi(0) = 0$, i.e. the source of the scalar field on Q in UV is set to be zero. From (3.59), we observe that $V'(0) = 0$ and $V''(0) > 0$ and < 0 when $n < 3$ and $n > 3$ respectively. Here, the prime $'$ denotes the derivative with respect to ϕ . This suggests that $\phi = 0$ (i.e. UV) corresponds to a local maximum, and a local minimum for $n < 3$, and $n > 3$, respectively.

The behaviors of the scalar field and its potential at the IR limit ($z \rightarrow \infty$) are

$$\begin{aligned} |\phi| &= \sqrt{\frac{(n-1)L_I(1 \pm \nu)}{2}} \log(z) + \dots, \\ V &= \frac{\mp 1 - \nu}{\nu L_I} + \dots. \end{aligned} \quad (3.60)$$

In contrast to the previous examples, the scalar field ϕ undergoes a monotonic increase until infinity while the potential V converges towards a constant. Fig. 9 shows a typical example of the scalar field ϕ and the potential V with the same parameters in Fig. 8. The scalar field ϕ is divergent when $z \rightarrow \infty$. The potential is non-monotonic: V has a local minimum at $\phi = 0$ and a global minimum for large ϕ , while it has a maximum at a finite value of ϕ .

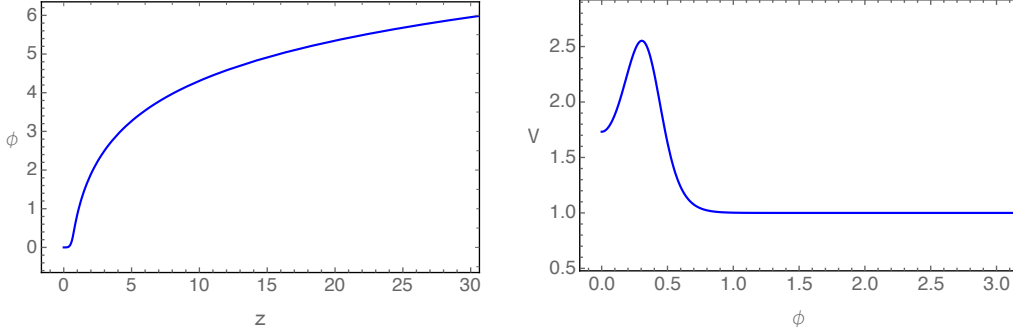


Figure 9: The typical configuration of the scalar field ϕ and the potential V . Here we have set $\gamma = -2$, $n = 10$, $L_I = 1$ and $\nu = 0.5$.

Numerically, we find that the non-monotonic nature of the scalar potential can lead to the existence of multiple extremal surfaces for the specific spatial regime we have considered. More precisely, for the profile $\psi_{\text{II}} < 0$ that we analyzed in Fig. 8, there are three possible intersection points z_* within the interval $(0.708, 0.774)$ of $\sigma_{\text{I}} = \sigma_{\text{II}} = \sigma$, as illustrated explicitly in the upper two plots of Fig. 10. Furthermore, the lower plots in Fig. 10 show the entanglement entropy S and the interface entropy $S_{\text{IE}} = \log g$ as functions of σ . A notable observation is that there is a first-order phase transition for both the entanglement entropy and the boundary entropy when we increase σ . This transition is a result of the competition among three extremal curves. We anticipate that this result stems from the non-monotonic behavior of the scalar field's potential. Moreover, the interface entropy is monotonically decreasing and satisfies the g -theorem.

3.3.5 Solution V

The studies in Sec. 3.3.4 demonstrate the occurrence of multiple extremal curves in scenarios where the scalar potential exhibits a non-monotonic behavior. To further support

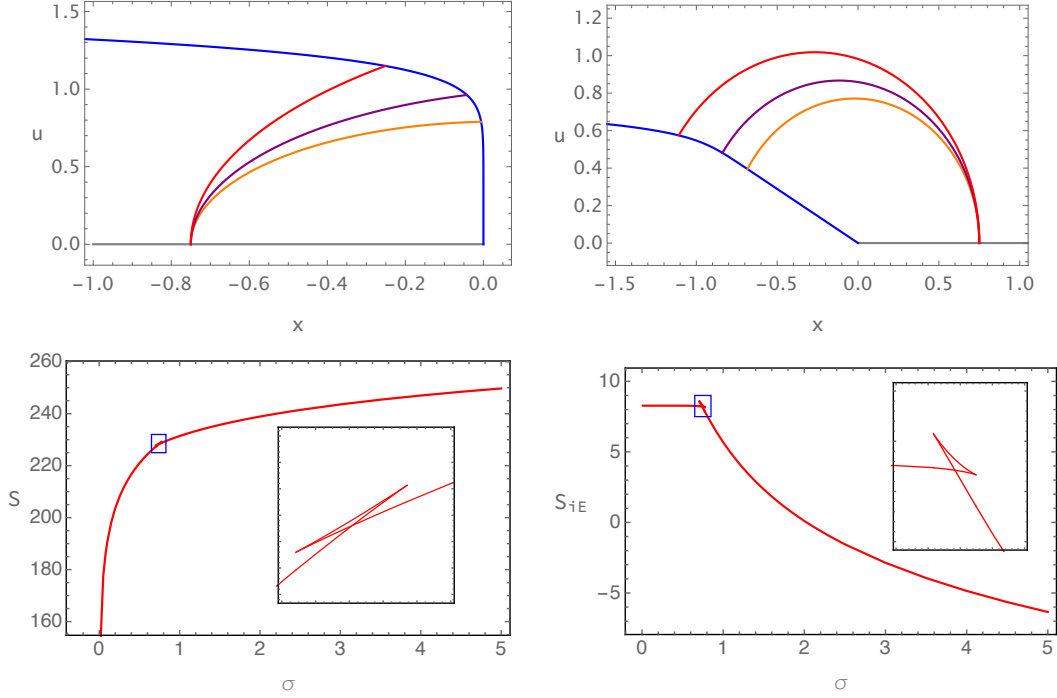


Figure 10: The upper two figures are the typical configurations of the extremal surface for $\sigma = 0.75$. The lower two figures are the entanglement entropy and interface entropy as functions of σ for the profile (3.55). Here we have set $\gamma = -2$, $n = 10$, $L_I = 1$ and $\nu = 0.5$.

this observation, we will now delve into another intriguing example. We consider the following profile for the interface brane

$$\psi_I = \gamma a^{-z} - \gamma, \quad (3.61)$$

where γ, a are constants. The NEC requires $\gamma < 0$. We set $a > 1$ to ensure $\psi_I \geq 0$. After evaluating (2.26), we find

$$\begin{aligned} \lambda(z) &= -\frac{1}{L_I^2(1 + \gamma^2\nu(\log a)^2)} + \dots, & (z \rightarrow 0), \\ \lambda(z) &= -\frac{1}{L_I^2} + \dots, & (z \rightarrow \infty). \end{aligned} \quad (3.62)$$

This implies that the brane asymptotically approaches AdS_2 in both the UV and deep IR regions.

In this case, the solution of ψ_{II} is quite complicated and its expression will be shown here. In Fig. 11 we show an example of the profiles where $\gamma = -5$, $a = 10$, $L_I = 1$ and $\nu = 0.5$. Note for the left portion of bulk spacetime, the brane only approaches a finite value of $x_I = -\gamma$.¹⁴ It belongs to the case (2) classified in Fig. 2.

¹⁴This feature reminds us the profiles of the end-of-world (EOW) brane in AdS/BCFT for gapped

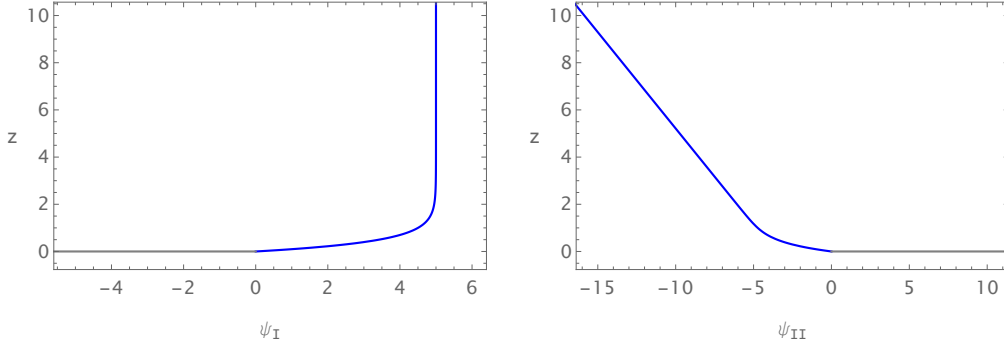


Figure 11: Plots of interface brane for the example (3.61). Here we have set $\gamma = -5, a = 10, L_I = 1$ and $\nu = 0.5$.

Obtaining the analytical behavior for scalar field and the potential up to subleading order is challenge. Here we instead present the numerical plots of ϕ and V in Fig. 12. We observe that the scalar field ϕ tends towards a constant value ϕ_0 as z increases, indicating that the brane asymptotically approaches AdS_2 in the deep IR region. Regarding the potential V , its behavior is non-monotonic, similar to the potential in Sec. 3.3.4. It exhibits a local maximum at $\phi = 0$, corresponding to the UV fixed point, and a global minimum at $\phi = \phi_0$, corresponding to the IR fixed point. Additionally, between these two points, the potential has a local minimum and a local maximum.

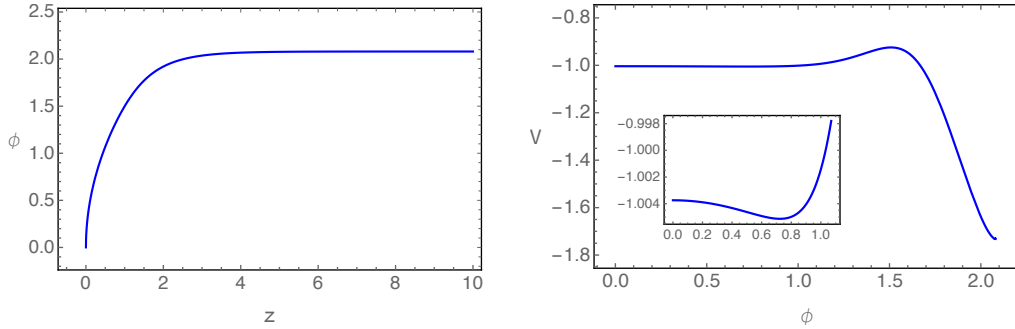


Figure 12: Typical configuration of the scalar field $\phi(z)$ and potential $V(\phi)$. We choose $\gamma = -5, a = 10, L_I = 1$ and $\nu = 0.5$ and we have $\phi_0 = 2.09$.

Similar to the observation in Sec. 3.3.4, with a non-monotonic potential, we might have multiple extremal curves. More precisely, as illustrated in the upper two plots, Fig. 13, for the $\psi_{II} < 0$ case we analyzed, there are three possible intersecting points $z = z_*$ within the regime $(0, 1.099)$ of the spatial interval $\sigma_I = \sigma_{II} = \sigma$. In the lower two figures in Fig. 13, we show the entanglement entropy S and the interface entropy S_{iE} , phases [37].

as functions of σ . We observe again there is a first-order phase transition in both the entanglement entropy and the boundary entropy when we increase σ . This is due to the competition among the multiple extremal surfaces. This observation further confirms that the potential V 's non-monotonic nature leads to the phase transitions of the g -function of ICFT. Here the g -theorem is also satisfied. Note that the boundary entropy has a lower bound and is always greater than 0 in this case and this is different from the case in Sec. 3.3.4.

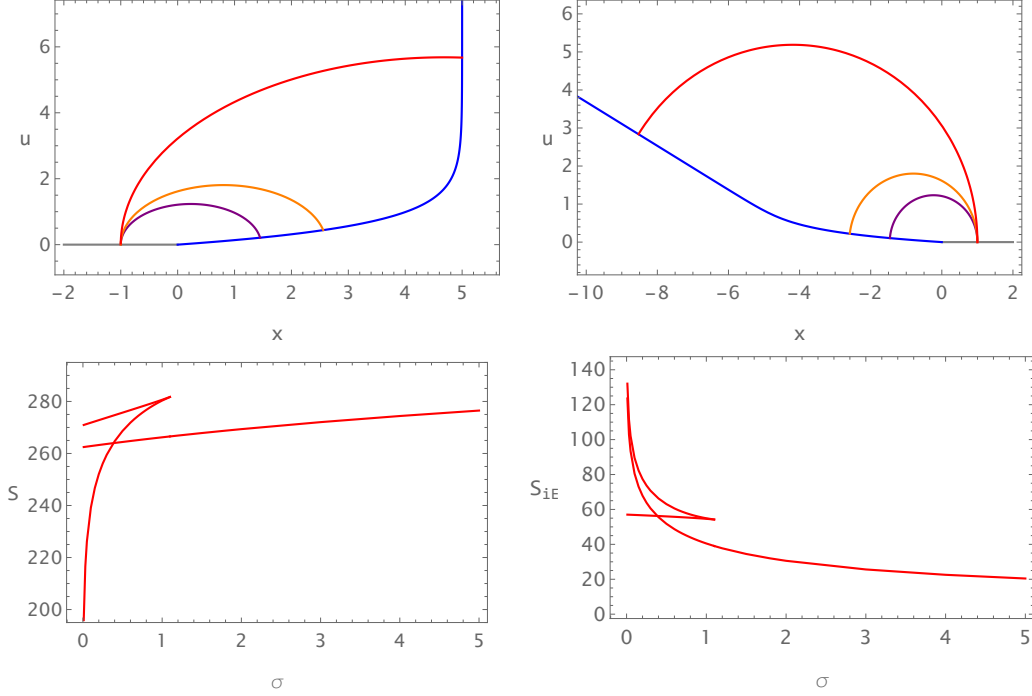


Figure 13: The upper two plots are the multiple extremal surfaces and the lower two plots are the entanglement entropy and the interface entropy $S_{iE} = \log g$ as functions of σ for the profile (3.61). Here we have set $\gamma = -5, a = 10, L_I = 1$ and $\nu = 0.5$.

3.3.6 Solution VI

In the previous discussions, we have provided several examples where, in the IR regime, the interface brane extend to $z \rightarrow \infty$. Here we present a specific example where the interface brane only spans upto a finite regime of z . We consider the following profile of the interface brane

$$\psi_I = \frac{a}{z-b} + \frac{a}{b}, \quad (3.63)$$

where a and b are constants with $b > 0$. The NEC constraints $a > 0$. Note that when x goes to $-\infty$, z only approaches a finite constant value b , therefore the brane exists solely within the finite range $0 < z < b$. From (2.26) we obtain

$$\begin{aligned}\lambda(z) &= -\frac{b^4}{L_1^2(b^4 + a^2\nu)} + \mathcal{O}(z), \quad (z \rightarrow 0), \\ \lambda(z) &= \mathcal{O}((z-b)^3), \quad (z \rightarrow b).\end{aligned}\tag{3.64}$$

These results suggest that the brane is asymptotic AdS_2 near the UV boundary, yet becomes flat in the vicinity of $z = b$, similar to the studies in Sec. 3.3.4.

The solution for ψ_{II} in this scenario is

$$\begin{aligned}\psi_{\text{II}} = \pm \left(\frac{a}{b-z} {}_2F_1 \left(-\frac{1}{2}, -\frac{1}{4}, \frac{3}{4}, -\frac{(b-z)^4(1-\nu^2)}{a^2\nu} \right) \right. \\ \left. - \frac{a}{b} {}_2F_1 \left(-\frac{1}{2}, -\frac{1}{4}, \frac{3}{4}, -\frac{b^4(1-\nu^2)}{a^2\nu} \right) \right),\end{aligned}\tag{3.65}$$

where ${}_2F_1$ is a hypergeometric function. Note that (3.65) has a pole at $z = b$ where the brane is asymptotically to and the brane is defined within the interval $0 < z < b$. In Fig. 14 we show an example configurations of ψ_{I} and ψ_{II} by setting $a = b = 1$. This is a special example of case (3) classified in Fig. 2. When we choose the plus sector in (3.65), the configuration becomes to case (4) classified in Fig. 2.

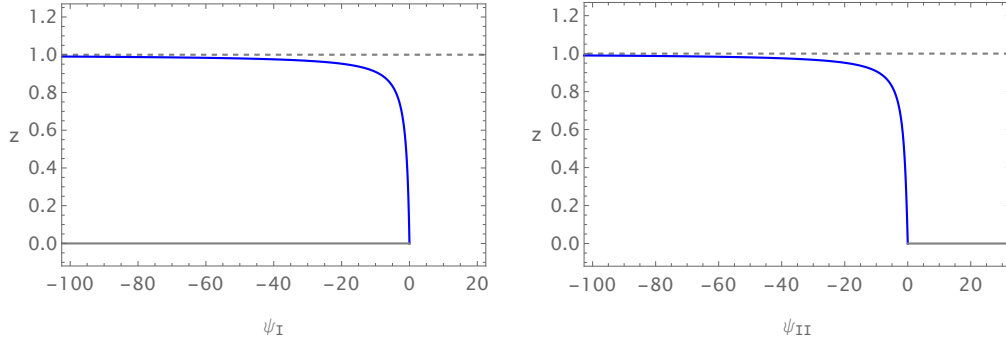


Figure 14: Plots of configurations of ψ_{I} in (3.63) and ψ_{II} with minus sector in (3.65) when $a = b = 1$. We set $L_1 = 1$ and $\nu = 0.5$.

In the UV limit $z \rightarrow 0$, the scalar and its potential exhibit the following asymptotic behavior

$$\begin{aligned}\phi^2 &= \frac{4aL_1\sqrt{\nu}(\sqrt{b^4 + a^2\nu - b^4\nu^2} \pm a\nu^{3/2})}{b\sqrt{(b^4 + a^2\nu)(b^4 + a^2\nu - b^4\nu^2)}} z + \dots, \\ V &= \frac{-a\nu^{3/2} \mp \sqrt{b^4 + a^2\nu - b^4\nu^2}}{L_1\nu\sqrt{b^4 + a^2\nu}} - \frac{b^4}{4L_1^2(b^4 + a^2\nu)}\phi^2 + \dots,\end{aligned}\tag{3.66}$$

where we have assumed that $\phi(z=0) = 0$. Near the $z = b$, the behaviors become

$$\begin{aligned} (\phi - \phi_0)^2 &= \frac{4L_I(1 \pm \nu)}{b}(b - z) + \dots, \\ V &= \frac{\mp 1 - \nu}{L_I \nu} + \frac{b^4}{64a^2 L_I^4 \nu (\pm 1 + \nu)^2} (\phi - \phi_0)^6 + \dots, \end{aligned} \quad (3.67)$$

where ϕ_0 is the constant of integration and denotes the position at which the potential V attains its minimum value.

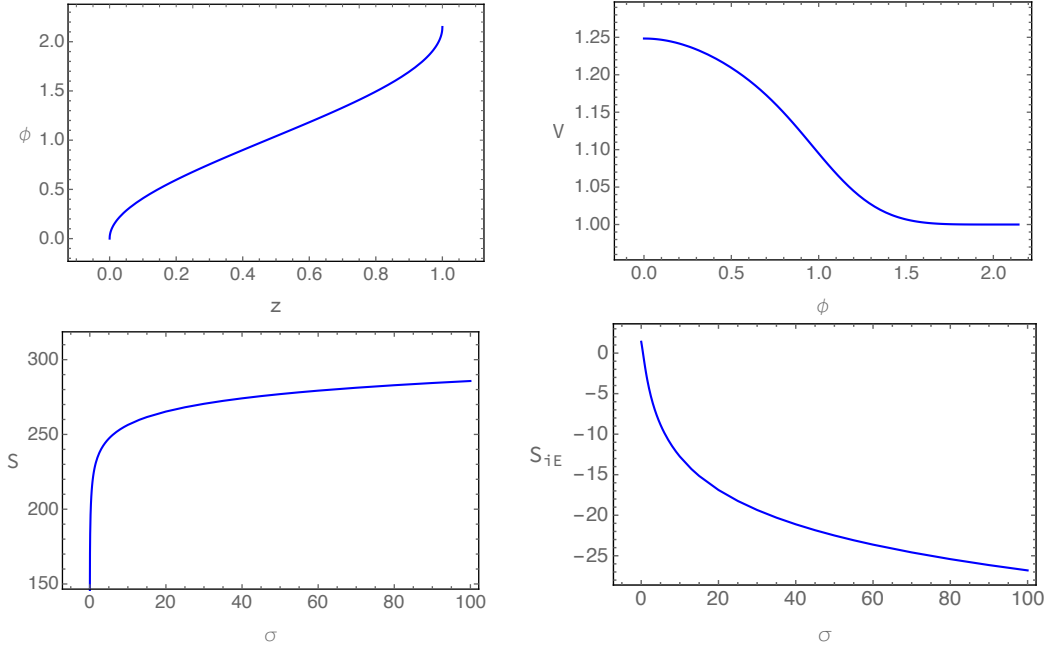


Figure 15: The upper two figures are plots of scalar field $\phi(z)$ and its potential $V(\phi)$. The lower two are plots of entanglement entropy and interface entropy S_{iE} as functions of σ . Here we set $a = b = 1$, $L_I = 1$, $\nu = 1/2$ and consider the profile with negative sign in (3.65).

In Fig. 15, we choose the minus sign for ψ_{II} in (3.65) and set $a = b = L_I = 1$ and $\nu = 1/2$. The two upper figures illustrate the configurations of the scalar field $\phi(z)$ and its potential $V(\phi)$. We observe that the potential V monotonically decreases as a function of the scalar field ϕ yet remains always positive. Additionally, the scalar field approaches a maximum value of $\phi_0 = 2.15$ as $z \rightarrow b$, corresponding to a local minimum of the potential V . The evolution from $\phi = 0$ to $\phi = \phi_0$, which moves from a local maximum to a local minimum of the potential V , can as thought of a RG flow from UV to IR for ICFT. The two lower figures of Fig. 15 illustrate the EE and interface entropy as functions of the subsystem size σ . We observe that the boundary entropy S_{iE} decreases monotonically, and this decrease does not have a lower bound. Together with the results of solution IV

in Fig. 10, we suspect that this behavior is an intrinsic characteristic of a brane that is asymptotically flat in the IR.

In Fig. 16 we consider the case that ψ_{II} in (3.65) is positive. We also set $a = b = L_{\text{I}} = 1$ and $\nu = 1/2$. The two upper figures in Fig. 16 illustrate the configurations of the scalar field $\phi(z)$ and its potential $V(\phi)$. Similar to the case with a negative ψ_{II} , the potential V monotonically decreases as ϕ increases, and the maximum value of the scalar field $\phi_0 = 3.48$ corresponds to the point where the potential reaches its minimum value. However, in this scenario, the potential V is always negative. The two lower figures illustrate the entanglement entropy and the interface entropy as functions of the subsystem size σ . The interface entropy S_{iE} again monotonically decreases from a negative value towards $-\infty$.

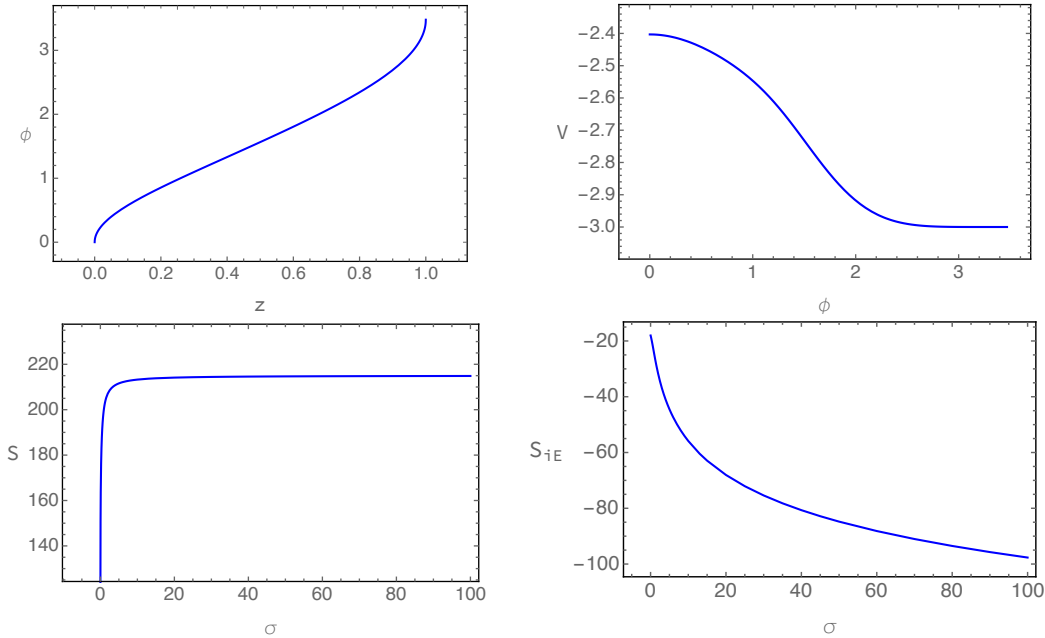


Figure 16: The upper two figures are plots of scalar field $\phi(z)$ and its potential $V(\phi)$. The lower two are plots of entanglement entropy and interface entropy S_{iE} as functions of σ . Here set $a = b = 1$, $L_{\text{I}} = 1$, $\nu = 0.5$ and consider the profile with positive sign in (3.65).

3.4 Comment on the entanglement entropy of various subsystems

In comparison to CFT or BCFT, ICFT presents a more intricate entanglement structure, where the entanglement entropy of diverse subsystems offers a detailed exploration of the interface dynamics [6, 38]. For example, the entanglement entropy serves as a tool to characterize the impact of interaction strength on the defect [6]. In [19, 20], the entanglement

structure has been studied within a class of holographic ICFT model. Interestingly, a universal relation between the coefficients of divergent terms in the entanglement entropy of various subsystems has been uncovered, in both Janus solutions and RS braneworld models. Compared to the holographic models in [19, 20], due to the presence of a dynamical scalar field on the interface brane the induced metric might no longer be AdS_2 . However, we can extract information regarding the divergent term in the entanglement entropy from the position of the extremal surface endpoint on the boundary for *the specific case (2) classified in Fig. 2*: i.e. we assume $\psi'_I \geq 0$, $\psi'_II \leq 0$. As in previous discussions, we consider the case $\nu \leq 1$.

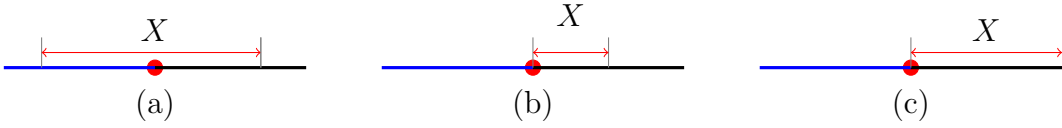


Figure 17: Cartoon plot for various boundary subsystems. $\text{CFT}_{I,II}$ are two halves of the straight line and the red dot is the interface. X is the subsystem. (a) the interface is at the interior of the subsystem and the subsystem is finite; (b) the interface is at one end of the subsystem and the subsystem is finite; (c) the interface is at one end of the subsystem and the subsystem is infinite.

Let us first consider the subsystem (a) in Fig. 17, which is the union of $-\sigma_I \leq x_I \leq 0$ and $0 \leq x_{II} \leq \sigma_{II}$. Suppose the intersecting point S between the brane and the extremal surface is z_* . Denote the left, right end points of the extremal surface by A, B . Then the left Poincare coordinates of A, S are $(0, -\sigma_I, \epsilon_I)$, and $(0, \psi_I(z_*), \frac{z_*}{\sqrt{\nu}})$ and the right Poincare coordinates of S, B are $(0, \sigma_{II}, \epsilon_{II})$ and $(0, \psi_{II}(z_*), \sqrt{\nu}z_*)$. Then from (3.10) the entanglement entropy is

$$\begin{aligned} S_E &= \frac{L_I}{4G} \cosh^{-1} \frac{(\sigma_I + \psi_I(z_*))^2 + \frac{z_*^2}{\nu}}{2 \frac{1}{\sqrt{\nu}} z_* \epsilon_I} + \frac{L_I \nu}{4G} \cosh^{-1} \frac{(\sigma_{II} - \psi_{II}(z_*))^2 + \nu z_*^2}{2 \sqrt{\nu} z_* \epsilon_{II}} \\ &= \frac{c_I + c_{II}}{6} \log \frac{(\sigma_I + \sigma_{II})}{\epsilon} + (\text{regular terms}). \end{aligned} \quad (3.68)$$

In the last line, we have chosen $\epsilon_I = \frac{\epsilon_{II}}{\nu} = \epsilon$.

Next we consider the subsystem (b) in Fig. 17, which is $0 \leq x_{II} \leq \sigma_{II}$. For the case we considered, the extremal surface does not cross the brane. Suppose the two end points of the extremal surface γ_b are $A : (t_{II}, x_{II}, u_{II}) = (0, \sigma_{II}, \epsilon)$ and $B : (t_{II}, x_{II}, u_{II}) = (0, 0, \epsilon)$. The entanglement entropy is

$$S_E = \frac{L_I \nu}{4G} \cosh^{-1} \frac{\sigma_{II}^2 + 2\epsilon^2}{2\epsilon^2} = \frac{c_{II}}{3} \log \frac{\sigma_{II}}{\epsilon} + (\text{regular terms}). \quad (3.69)$$

Finally, let us consider the subsystem (c) in Fig. 17, which is $+\infty \geq x_{\text{II}} \geq 0$. Noticing that $c_{\text{I}} \geq c_{\text{II}}$, then the extremal surface γ_c is $x_{\text{II}} = 0$ and the induced metric on γ_c is

$$ds_{\gamma}^2 = L_{\text{I}}^2 \nu^2 \frac{dy_{\text{II}}^2}{y_{\text{II}}^2}. \quad (3.70)$$

The entanglement entropy is

$$S_{\text{E}} = \frac{L_{\text{I}} \nu}{4G} \int_{\epsilon}^{\ell_{\text{IR}}} \frac{dy_{\text{II}}}{y_{\text{II}}} = \frac{c_2}{6} \log \frac{\ell_{\text{IR}}}{\epsilon}, \quad (3.71)$$

where ϵ is the UV cutoff and ℓ_{IR} is the IR cutoff.

From the divergence term in (3.68), (3.69) and (3.71), we can obtain an effective central charge that satisfies the universal relation proposed in [19, 20]. In [19] it was suggested that the endpoint of a finite interval could characterize the underlying field theory, thus c_{II} can be viewed as an effective central charge of the defect, satisfying the upper bound proposed in [25]. However, as it only appears within divergent terms, it appears to lack information regarding the dynamics of the defect along RG flow, merely reflecting the coupling properties between the defect and CFT. A deeper understanding on the effective central charge from the perspective of field theory, particularly when the scaling symmetry of interface is broken, is necessary.

4 Finite temperature

We have explored the zero temperature solution and its associated interface entropy. In this section, we extend our previous study to the finite temperature case, focusing on the configurations of brane solutions. We will first glue two BTZ black holes along a brane in Sec. 4.1, then glue a thermal AdS solution with a BTZ black hole in Sec. 4.2. We mostly concern with the impact of the interface-located scalar field on the configuration.

4.1 Gluing two BTZ black holes

The planar BTZ black hole metric is given by

$$ds^2 = \frac{L_{\text{A}}^2}{u_{\text{A}}^2} \left[-f_{\text{A}}(u_{\text{A}}) dt_{\text{A}}^2 + \frac{du_{\text{A}}^2}{f_{\text{A}}(u_{\text{A}})} + dx_{\text{A}}^2 \right], \quad \text{A=I, II}, \quad (4.1)$$

where

$$f_{\text{A}}(u_{\text{A}}) = 1 - \frac{u_{\text{A}}^2}{(u_{\text{A}}^H)^2}, \quad \text{A=I, II}. \quad (4.2)$$

Similar to the zero temperature case, L_A is the AdS radius. Note that $u = u_A^H$ is the location of the horizon. We consider the case that x_A is non-compact. The dual field theory lives at the conformal boundary $u \rightarrow 0$, which has the temperatures same as the black holes¹⁵

$$\Theta_I = \frac{1}{2\pi u_I^H}, \quad \Theta_{II} = \frac{1}{2\pi u_{II}^H}. \quad (4.3)$$

The boundary field consists of two non-compact CFTs intersecting at the interface. The left (or right) portion of the bulk has three possible different configurations for the brane Q related to one side of the system N_I (or N_{II}), as shown in Fig. 18. The gray regime denotes the black hole interior, whereas the orange regime is the bulk system N_I (or N_{II}). In the left figure “E”, there is no horizon for the bulk geometry. In the middle figure “H1”, there is a complete horizon for the bulk geometry. In the right figure “H2”, there is only a portion of horizon for the bulk geometry. These notations follow those in [22].

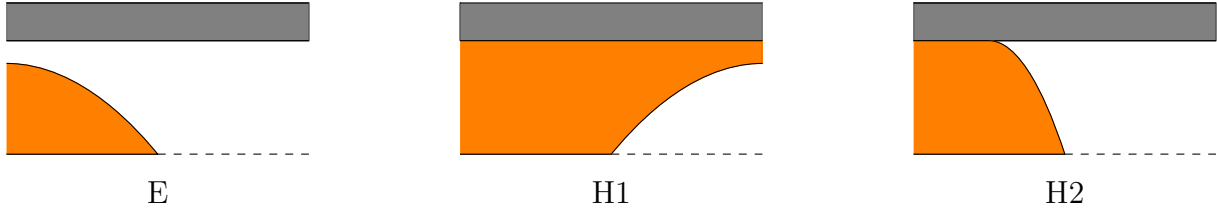


Figure 18: Cartoon plot for the configuration of different types of spacetime slice. The gray region is the interior of the black hole. The orange region is one part of the bulk. “E” means there is no horizon in the bulk and “H” means there is a complete or a part of horizon in the bulk.

Suppose the intrinsic coordinate system on the interface brane Q is (t, w) and the brane is parameterized as

$$t_I(t, w) = t_{II}(t, w) = t, \quad (4.4)$$

and $u_I(w), u_{II}(w), x_I(w), x_{II}(w)$. Assuming the induced metric on Q takes the form

$$ds_Q^2 = -F(w)dt^2 + G(w)dw^2, \quad (4.5)$$

¹⁵We use Θ for temperature to avoid possible confusion with the tension T .

satisfying

$$\begin{aligned}
u_I(w) &= \frac{u_I^H L_I}{\sqrt{L_I^2 + (u_I^H)^2 F(w)}}, & u_{II}(w) &= \frac{u_{II}^H L_{II}}{\sqrt{L_{II}^2 + (u_{II}^H)^2 F(w)}}, \\
\left(\frac{dx_I}{dw}\right)^2 &= \frac{(u_I^H)^2 (4(L_I^2 - (u_I^H)^2 F(w))F(w)G(w) + L_I^2 (u_I^H)^2 (\frac{dF}{dw})^2)}{4L_I^2 F(w) (L_I^2 + (u_I^H)^2 F(w))^2}, \\
\left(\frac{dx_{II}}{dw}\right)^2 &= \frac{(u_{II}^H)^2 (4(L_{II}^2 - (u_{II}^H)^2 F(w))F(w)G(w) + L_{II}^2 (u_{II}^H)^2 (\frac{dF}{dw})^2)}{4L_{II}^2 F(w) (L_{II}^2 + (u_{II}^H)^2 F(w))^2}.
\end{aligned} \tag{4.6}$$

One convenient parameterization is that

$$\begin{aligned}
F(w) &= w, \\
G(w) &= \frac{L_I^2 (u_I^H)^2}{4L_I^2 w + 4(u_I^H)^2 w^2} + \eta_I^2 = \frac{L_{II}^2 (u_{II}^H)^2}{4L_{II}^2 w + 4(u_{II}^H)^2 w^2} + \eta_{II}^2.
\end{aligned} \tag{4.7}$$

We will solve the system under this assumption. The expression for u_A and x_A becomes

$$\begin{aligned}
u_I(w) &= \frac{u_I^H L_I}{\sqrt{L_I^2 + (u_I^H)^2 w}}, & u_{II}(w) &= \frac{u_{II}^H L_{II}}{\sqrt{L_{II}^2 + (u_{II}^H)^2 w}}, \\
x_I(w) &= - \int_w^{+\infty} \frac{u_I^H \eta_I(\sigma)}{\sqrt{L_I^2 + (u_I^H)^2 \sigma}} d\sigma, & x_{II}(w) &= - \int_w^{+\infty} \frac{u_{II}^H \eta_{II}(\sigma)}{\sqrt{L_{II}^2 + (u_{II}^H)^2 \sigma}} d\sigma.
\end{aligned} \tag{4.8}$$

Note that the parameter w ranges from w_0 to ∞ , where w_0 is a non-negative integration constant determined by (4.8). When $w \rightarrow \infty$, both u_I and u_{II} tend to zero, marking the boundary of bulk geometry, which corresponds to the UV limit.

On the hand hand, when $\omega_0 \rightarrow 0$, u_I and u_{II} converge to finite values u_I^H and u_{II}^H at specific, finite values of x_I and x_{II} . In this case, the brane should touch the horizon, i.e. the configuration ‘‘H2’’. Consequently, as w decreases towards zero, $w \rightarrow 0, x_I, x_{II}$ are expected to approach finite values. Lastly, when w_0 is a positive nonzero number, the brane should only approach a finite value u_A , corresponding to either the ‘‘E’’ or ‘‘H1’’ configuration. In this case, as $w \rightarrow w_0$, it is expected that $x_I \rightarrow \pm\infty, x_{II} \rightarrow \pm\infty$. Obviously, from the possible choice of w_0 , the configurations [E, H2], [H1, H2], [H2, E] and [H2, H1] are not allowed.¹⁶

With the above setup (4.8), the profile of the interface brane Q in N_I or N_{II} is parameterized by

$$\frac{dx_A}{du_A} = -2 \frac{L_A}{u_A^2} \eta_A(\xi) \bigg|_{\xi = \frac{L_A^2}{u_A^2} - \frac{L_A^2}{(u_A^H)^2}}, \quad A = I, II, \tag{4.9}$$

¹⁶We use [E, H2] to refer that the left bulk N_I is empty while the right bulk N_{II} belongs to type H2 shown in Fig. 18. The other pairs follow the same convention.

with the boundary condition $x_A(u_A = 0) = 0$.

For the simplest static case $\phi = \phi(w)$, there are only three independent equations in (2.10, 2.11, 2.12, 2.13). Here we write out the explicit expressions as follows

$$\begin{aligned}
0 &= \frac{L_I^2(u_I^H)^2}{4L_I^2w + 4(u_I^H)^2w^2} + \eta_I^2 - \frac{L_{II}^2(u_{II}^H)^2}{4L_{II}^2w + 4(u_{II}^H)^2w^2} - \eta_{II}^2, \\
\frac{V(\phi)}{2} &= - \frac{(L_I^2 + 2w(u_I^H)^2)\eta_I(L_I^2(u_I^H)^2 + 2w(L_I^2 + w(u_I^H)^2)\eta_I^2) + L_I^2(u_I^H)^2w(L_I^2 + (u_I^H)^2w)\eta_I'}{L_I u_I^H (L_I^2(u_I^H)^2 + 4w(L_I^2 + w(u_I^H)^2)\eta_I^2)^{\frac{3}{2}}} \\
&\quad + \frac{(L_{II}^2 + 2w(u_{II}^H)^2)\eta_{II}(L_{II}^2(u_{II}^H)^2 + 2w(L_{II}^2 + w(u_{II}^H)^2)\eta_{II}^2) + L_{II}^2(u_{II}^H)^2w(L_{II}^2 + (u_{II}^H)^2w)\eta_{II}'}{L_{II} u_{II}^H (L_{II}^2(u_{II}^H)^2 + 4w(L_{II}^2 + w(u_{II}^H)^2)\eta_{II}^2)^{\frac{3}{2}}}, \\
\phi'^2(w) &= - \frac{L_I^2(u_I^H)^2 + 4(L_I^2 + (u_I^H)^2w)w\eta_I^2}{4(L_I^2 + (u_I^H)^2w)w^2} \left[-wV(\phi) \right. \\
&\quad \left. - \frac{2w(L_I^2 + (u_I^H)^2w)\eta_I}{L_I u_I^H \sqrt{L_I^2(u_I^H)^2 + 4(L_I^2 + (u_I^H)^2w)w\eta_I^2}} + \frac{2w(L_{II}^2 + (u_{II}^H)^2w)\eta_{II}}{L_{II} u_{II}^H \sqrt{L_{II}^2(u_{II}^H)^2 + 4(L_{II}^2 + (u_{II}^H)^2w)w\eta_{II}^2}} \right].
\end{aligned} \tag{4.10}$$

Note that in the above equations only up to first order derivative of η is involved, different from the zero temperature case (2.22). This is due to the fact that η plays the role of the slope of the brane which can be seen in (4.9). The first equation in (4.10) is from the continuity of the metric field at the interface brane.

For a given potential $V(\phi)$, by solving (4.10) one can derive $\eta_I(w), \eta_{II}(w)$ and $\phi(w)$. Subsequently, one can obtain the induced metric (4.5) and all the information about the system. In practice, we solve the system in a reverse manner, similar to the zero temperature case. More precisely, for a specified $G(w)$, we know the form of η_I and η_{II} from (4.7), i.e. the profile of the system. Then, by solving (4.10), we obtain the scalar field ϕ and its potential $V(\phi)$, ensuring a consistent system.

Note that our study differs from [22], where the dual field theory was analyzed in a compact spatial direction. In contrast, the system we investigate lacks any additional scale, affording us the freedom to choose the unit for temperature in the dual field theory. Similar to the discussion in Section 2.1, our focus is on a globally static configuration, implying the existence of a global time in the dual field theory. Furthermore, we assume that the periods of the imaginary time are identical. It is crucial to emphasize that the temperature associated with the H1 and H2 configurations is determined by (4.3), whereas the temperature of the type E configuration is independent of the parameter u_H . Additionally, it is worth noting that for the type E configuration, any potential conifold singularity that arises due to an arbitrary choice of the periodicity of the imaginary time is hidden behind the interface brane.

In all these different configurations, the brane should intersect with the boundary.

We can find a class of solutions by imposing the following asymptotical behaviours

$$\text{UV}, \quad w \rightarrow +\infty, \quad \eta_{\text{I}}(w) \rightarrow \frac{C}{w^a}, \quad a \geq 1. \quad (4.11)$$

Note that the intersecting condition only constraints $a > 1/2$. However, when we demand that the brane is asymptotically AdS in the UV limit, we should have $a \geq 1$. On the other hand, in the deep IR, depending on the possible configurations we have different conditions on the functions η_{I} and η_{II} . If the interface brane intersects with the horizon of the BTZ black holes, then $\eta_{\text{I}}(w)/\sqrt{L_{\text{I}}^2 + (u_{\text{I}}^H)^2 w}$, $\eta_{\text{II}}(w)/\sqrt{L_{\text{II}}^2 + (u_{\text{II}}^H)^2 w}$ must be integrable at $w = 0$ and there should be no singularity for η_{A} when $0 < w < \infty$. We expect that

$$\text{IR}, \quad w \rightarrow 0, \quad \eta_{\text{A}}(w) \rightarrow \frac{B}{w^b}, \quad (b < 1), \quad \text{for H2} \quad (4.12)$$

$$\text{IR}, \quad w \rightarrow w_0, \quad \eta_{\text{A}}(w) \rightarrow \frac{B}{(w - w_0)^b}, \quad (b \geq 1), \quad \text{for E or H1} \quad (4.13)$$

where $w_0 > 0$.

In the finite temperature case, the NEC, expressed as $(\Delta K_{\mu\nu} - h_{\mu\nu} \Delta K) N^\mu N^\nu \geq 0$ with N^μ being an arbitrary null vector on the brane, is again equivalent to $\phi'^2(w) \geq 0$. This is similar to the behavior observed in the zero temperature case. The NEC can be simplified as

$$\begin{aligned} & - \frac{(u_{\text{I}}^H)^4 \eta_{\text{I}} + (L_{\text{I}}^2 + (u_{\text{I}}^H)^2 w)(-2\eta_{\text{I}}^3 + (u_{\text{I}}^H)^2 \eta_{\text{I}}')}{\nu u_{\text{I}}^H (L_{\text{I}}^2 (u_{\text{I}}^H)^2 + 4w(L_{\text{I}}^2 + (u_{\text{I}}^H)^2 w) \eta_{\text{I}}^2)^{\frac{3}{2}}} + \\ & + \frac{(u_{\text{II}}^H)^4 \eta_{\text{II}} + (L_{\text{II}}^2 \nu^2 + (u_{\text{II}}^H)^2 w)(-2\eta_{\text{II}}^3 + (u_{\text{II}}^H)^2 \eta_{\text{II}}')}{u_{\text{II}}^H (L_{\text{I}}^2 (u_{\text{I}}^H)^2 \nu^2 + 4w(L_{\text{I}}^2 \nu^2 + (u_{\text{II}}^H)^2 w) \eta_{\text{II}}^2)^{\frac{3}{2}}} \geq 0. \end{aligned} \quad (4.14)$$

In the special case $u_{\text{I}}^H = u_{\text{II}}^H$, i.e. the configuration [H1,H1]¹⁷ or [H2,H2], the NEC (4.14) can be further simplified. When $\nu = 1$, from the first equation in (4.10), we have $\eta_{\text{I}} = \pm \eta_{\text{II}}$. When $\nu = 1$ and $\eta_{\text{I}} = \eta_{\text{II}}$, the NEC holds automatically. If $\nu = 1$, $\eta_{\text{I}} = -\eta_{\text{II}}$, or if $0 < \nu < 1$ the NEC can be further simplified as

$$\left(2\eta_{\text{I}}^2 - \frac{(u_{\text{I}}^H)^4}{(u_{\text{I}}^H)^2 w + L_{\text{I}}^2} \right) \eta_{\text{I}} - (u_{\text{I}}^H)^2 \eta_{\text{I}}' \geq 0, \quad (4.15)$$

or equivalently,

$$\left(2\eta_{\text{II}}^2 - \frac{(u_{\text{I}}^H)^4}{(u_{\text{I}}^H)^2 w + L_{\text{I}}^2 \nu^2} \right) \eta_{\text{II}} - (u_{\text{I}}^H)^2 \eta_{\text{II}}' \geq 0. \quad (4.16)$$

Note that here it is quite similar to the zero temperature case discussed in Sec. 2.3, i.e. we have nontrivial constraint on the ansatz of the interface brane Q .

¹⁷We will show that the NEC will forbid this type of configuration in Sec. 4.1.6.

The Ricci tensor of the induced metric on the brane is

$$R_{\mu\nu}^Q = \lambda(w) h_{\mu\nu}^Q, \quad (4.17)$$

where

$$\lambda(w) = \frac{-L_I^2(u_I^H)^4 + 4(L_I^2 + (u_I^H)^2 w)^2(\eta_I^2 + 2w\eta_I\eta_I')}{[L_I^2(u_I^H)^2 + 4w(L_I^2 + (u_I^H)^2 w)\eta_I^2]^2}. \quad (4.18)$$

From (4.11), the condition that the brane is asymptotically AdS in the UV limit (i.e. $w \rightarrow \infty$) is $a \geq 1$ in (4.11). When $a = 1$, we have the following asymptotic behaviour

$$\begin{aligned} \eta_{II}(w) &\rightarrow \pm \frac{\sqrt{4C^2 + L_I^2(1 - \nu^2)}}{2w}, \\ \phi'(w) &\rightarrow 0, \\ V(\phi) &\rightarrow \frac{-2C\nu \pm \sqrt{4C^2 + L_I^2(1 - \nu^2)}}{L_I\nu\sqrt{4C^2 + L_I^2}}, \\ \lambda^{\text{UV}} &\rightarrow -\frac{1}{4C^2 + L_I^2}. \end{aligned} \quad (4.19)$$

When $a > 1$, we have the following asymptotic behaviour

$$\begin{aligned} \eta_{II}(w) &\rightarrow \pm \frac{L_I\sqrt{1 - \nu^2}}{2w}, \\ \phi'(w) &\rightarrow 0, \\ V(\phi) &\rightarrow \pm \frac{\sqrt{1 - \nu^2}}{L_I\nu}, \\ \lambda^{\text{UV}} &\rightarrow -\frac{1}{L_I^2}. \end{aligned} \quad (4.20)$$

The absolute value of the UV limit of the potential always satisfies the bound for the tension with trivial scalar field

$$T_{\min} < |V^{\text{UV}}| < T_{\max}, \quad (4.21)$$

where T_{\min} and T_{\max} are defined in (2.30).

4.1.1 Permissible configurations at finite temperature

We have shown above the equations of the systems at finite temperature. We will solve them and illustrates sample profiles. It turns out when the scalar field is trivial, the only allowed profile of the interface brane is [H2,H2]. However, with the presence of a

nontrivial scalar field, we find four permissible configurations: [E, E], [E, H1], [H1, E] and [H2, H2]. These configurations are summarized in table 1. One common feature among all the profiles we have found is that the scalar potential flows from a global maximal in the UV region to a global minimum in the IR region. Furthermore, in the IR region, the induced metric on the brane exhibits distinct behaviors: it could be asymptotically AdS (in the case of [H2,H2] with a trivial scalar field), dS (for [H2,H2] with a nontrivial scalar field) or flat (for other permissible configurations). Moreover, when the induced metric is asymptotically flat in the IR region the scalar field diverges.

	E	H1	H2
E	✓	✓	×
H1	✓	×	×
H2	×	×	✓

Table 1: The permissible configurations with a dynamical scalar field located on the interface brane. The column denotes the profile of the interface brane in N_I while the row signifies the profile in N_{II} .

4.1.2 The solution with trivial scalar field: [H2,H2]

Let us first study the case with $\phi = 0$ and $V(\phi) = T$. The zero temperature solution has been discussed in Sec. 2.1.1 and 3.3.1. Here we consider the finite temperature generalizations.

The equations of motion on Q (4.10) become

$$\begin{aligned} \frac{L_I^2(u_I^H)^2}{4L_I^2w + 4(u_I^H)^2w^2} + \eta_I^2 &= \frac{L_I^2(u_{II}^H)^2\nu^2}{4L_I^2\nu^2w + 4(u_{II}^H)^2w^2} + \eta_{II}^2, \\ \frac{L_I T}{2} &= \frac{-((u_I^H)^2w + L_I^2)\eta_I}{u_I^H \sqrt{L_I^2(u_I^H)^2 + 4w((u_I^H)^2w + L_I^2)\eta_I^2}} + \frac{((u_{II}^H)^2w + L_I^2\nu^2)\eta_{II}}{\nu u_{II}^H \sqrt{L_I^2(u_{II}^H)^2\nu^2 + 4w((u_{II}^H)^2w + L_I^2\nu^2)\eta_{II}^2}}. \end{aligned} \quad (4.22)$$

We eliminate η_{II} in above equations and obtain the solution of η_I which takes the following form

$$\eta_I = \pm \frac{L_I u_I^H (L_I^2 \nu^2 ((u_{II}^H)^2 - (u_I^H)^2) + w (u_I^H)^2 (u_{II}^H)^2 (-1 + (1 + L_I^2 T^2) \nu^2))}{2 \sqrt{w(L_I^2 + w(u_I^H)^2)} \sqrt{A(w - w_+)(w - w_-)}}, \quad (4.23)$$

where

$$w_{\pm} = \frac{-B \pm \sqrt{B^2 - AC}}{A} \quad (4.24)$$

and

$$\begin{aligned}
A &= (u_I^H)^4 (u_{II}^H)^4 L_I^4 \nu^4 \left(\left(\frac{1+\nu}{\nu L_I} \right)^2 - T^2 \right) \left(T^2 - \left(\frac{1-\nu}{\nu L_I} \right)^2 \right), \\
B &= L_I^2 \nu^2 (u_I^H)^2 (u_{II}^H)^2 \left((u_I^H)^2 (-1 + (1 + L_I^2 T^2) \nu^2) + (u_{II}^H)^2 (1 + (-1 + L_I^2 T^2) \nu^2) \right), \\
C &= -L_I^4 \left((u_I^H)^2 - (u_{II}^H)^2 \right)^2 \nu^4.
\end{aligned} \tag{4.25}$$

In the above equations (4.25), we always have $C \leq 0$ where $C = 0$ only occurs when $u_I^H = u_{II}^H$. Meanwhile, A has to be positive otherwise the square root in (4.23) is negative and therefore no consistent solution for η_I . We should impose the constraint

$$\frac{1-\nu}{\nu L_I} < |T| < \frac{1+\nu}{\nu L_I}. \tag{4.26}$$

Note that this constraint is exactly the same as the zero temperature result discussed in (2.30).

Similarly, the solution of η_{II} is obtained to be

$$\eta_{II} = \mp \frac{u_{II}^H L_I \nu}{2} \frac{L_I^2 \nu^2 ((u_I^H)^2 - (u_{II}^H)^2) + w (u_I^H)^2 (u_{II}^H)^2 (1 + (-1 + L_I^2 T^2) \nu^2)}{\sqrt{w(L_I^2 \nu^2 + w(u_{II}^H)^2)} \sqrt{A(w - w_+)(w - w_-)}}, \tag{4.27}$$

with the w_{\pm} , A defined in (4.24) and (4.25).

Therefore, with a consistent solution, i.e. (4.26), we always have $AC \leq 0$ and $\omega_+ \geq 0$. In this case where $u_I^H \neq u_{II}^H$, we have $AC < 0$, leading to $\omega_+ > 0$. At first glance, one might infer that $\omega_+ > 0$ implies the brane does not intersect with the horizon. However, (4.8) reveals finite value for x_I and x_{II} when $w_0 = w_+$, indicating that the brane terminates at a specific point. This behavior suggests that the interface brane does not effectively divide the bulk into two distinct regions, making it seem unphysical. Therefore, a static solution does not exist when the temperatures Θ_I and Θ_{II} differ. To address the issue, one has to consider a dynamical brane solution, e.g. the holographic NESS state [39, 40], or possibly a stationary state as described in [41]. It is noteworthy that this situation differs from the compact case, where the brane can curve at this ending point and intersects with the boundary again [22].

Therefore, the only allowed static solution exists when $u_I^H = u_{II}^H$, which implies $\Theta_I = \Theta_{II}$. In this scenario, the only allowed configuration is [H2, H2]. The solutions (4.23) and

(4.27) can be further simplified. Using (4.8) we have

$$\begin{aligned} x_I &= u_I^H \operatorname{arctanh} \left(\frac{u_I(-1 + (1 + L_I^2 T^2)\nu^2)}{\sqrt{u_I^2(-1 + (1 + L_I^2 T^2)\nu^2)^2 + (u_I^H)^2(-1 + (1 + L_I^2 T^2)\nu^2 - (-1 + L_I^2 T^2)^2 \nu^4)}} \right), \\ x_{II} &= u_I^H \operatorname{arctanh} \left(\frac{u_{II}(-1 + (1 - L_I^2 T^2)\nu^2)}{\sqrt{u_{II}^2(1 + (-1 + L_I^2 T^2)\nu^2)^2 + (u_I^H)^2(-1 + (1 + L_I^2 T^2)\nu^2 - (-1 + L_I^2 T^2)^2 \nu^4)}} \right). \end{aligned} \quad (4.28)$$

In Fig. 19, we show an example of the profiles when $L_I = 1, \nu = 0.5, u_I^H = u_{II}^H = 2$ and $T = 2.99$. We see that the black hole horizon attracts the interface brane to a curved shape.

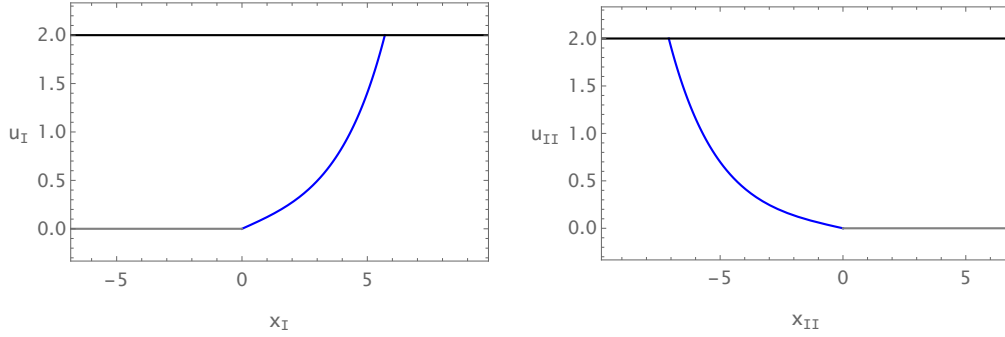


Figure 19: An example of the configurations [H2,H2] for trivial scalar field. Here we set $L_I = 1, \nu = 0.5, u_I^H = u_{II}^H = 2$ and $T = 2.99$.

Note that from (4.18), we have

$$\lambda(w) = -\frac{1}{4T^2} \left[\left(\frac{1}{L_I \nu} + \frac{1}{L_I} \right)^2 - T^2 \right] \left[T^2 - \left(\frac{1}{L_I \nu} - \frac{1}{L_I} \right)^2 \right]. \quad (4.29)$$

This indicates that the induced metric on the interface brane is AdS_2 .

4.1.3 Solution with nontrivial scalar field: [H2,H2]

We have shown that the [H2,H2] configuration is the only possibility in the trivial scalar field case. Here we will explore if such configuration exists when there is a non-trivial scalar field.

To obtain an [H2,H2] configuration, we set

$$\eta_I = \frac{1}{2L_I} \frac{1}{\sqrt{a + bw^2}}, \quad (4.30)$$

with $a > 0, b > 0$. Obviously it is a profile of type H2. The NEC in (4.15) constraints $2a(u_I^H)^4 - 1 \leq 0$.

We can solve the first equation in (4.10) to derive

$$\eta_{II} = \pm \frac{1}{2L_I} \sqrt{\frac{1}{a + bw^2} + \frac{L_I^4(u_I^H)^4(1 - \nu^2)}{((u_I^H)^2w + L_I^2)((u_I^H)^2w + L_I^2\nu^2)}}, \quad (4.31)$$

where we have set $u_{II}^H = u_I^H$. With the condition $a > 0, b > 0$, the NEC is satisfied. The brane can be found by solving the equation

$$\frac{dx_I}{du_I} = - \frac{(u_I^H)^2}{\sqrt{au_I^4(u_I^H)^4 + bL_I^4((u_I^H)^2 - u_I^2)^2}}, \quad (4.32)$$

with the boundary condition $x_I(u_I = 0) = 0$. Similarly we have an differential equation for $x_{II}(u_{II})$ which we do not write out here. We find that the functions $x_I(w), x_{II}(w)$ are finite in the limit $w \rightarrow 0$ and vanish in the limit $w \rightarrow +\infty$ thus this solution is a [H2,H2] solution. A typical example for the profile is shown in Fig. 20.

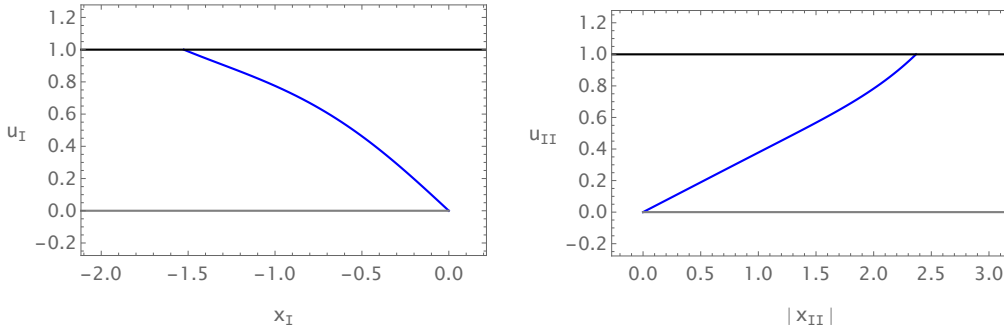


Figure 20: An example of the configurations [H2,H2] at finite temperature with dynamical scalar field. Here we set $a = 1/5, b = 1, L_I = 1, \nu = 0.5, u_I^H = 1$.

The scalar field $\phi(w)$ and the potential $V(\phi)$ are very complicated and we just show a numerical result in Fig. 21. In the left plot, $1/w \rightarrow 0$ (or ∞) is the UV (or IR) limit. We find that the potential also has a local maximal in the UV limit while a local minimal in the IR limit.

Evaluating (4.18), we obtain the asymptotic behaviours

$$\lambda(w) \simeq -\frac{bL_I^2}{1 + bL_I^4} + \mathcal{O}\left(\frac{1}{w^2}\right), \quad w \rightarrow \infty, \quad (4.33)$$

i.e. the brane is asymptotically AdS_2 in the UV limit, while

$$\lambda(w) \simeq \frac{1 - a(u_I^H)^4}{aL_I^2(u_I^H)^4} + \mathcal{O}(w), \quad w \rightarrow 0, \quad (4.34)$$

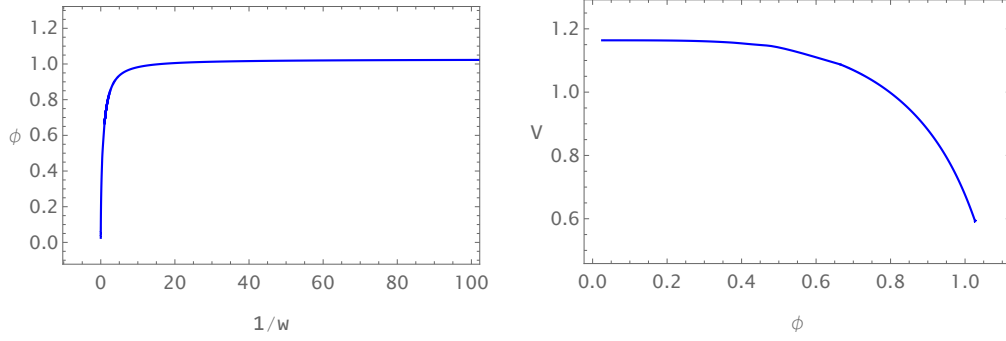


Figure 21: The scalar field and its potential for the configuration [H2,H2] when $a = 1/5, b = 1, L_I = 1, \nu = 0.5, u_I^H = 1$.

i.e. the brane is asymptotically dS_2 in the IR limit for the example shown in Fig. 19. Similar structure of spacetime has been constructed in e.g. [42]. It would be interesting to study our setup from the perspective of double holography [43].

4.1.4 Solution with nontrivial scalar field: [E,E] and [E,H1]

The presence of a nontrivial scalar field enables various types of configurations. This subsection will present an example of the [E,E] and [E,H1] configurations and in the next subsection we will show an example of the [H1,E] configuration.

As we have shown in (4.11) and (4.13), a type E or type H1 brane should have a special behavior in the UV and IR limits, respectively. A simple example can be constructed as follows

$$\eta_I = \frac{a}{w - bL_I^2}, \quad (4.35)$$

where a and b are constants. Solving the first equation in (4.10) yields the solution for η_{II}

$$\eta_{II} = \pm \sqrt{\frac{a^2}{(w - bL_I^2)^2} + L_I^2 \left(\frac{(u_I^H)^2}{4L_I^2 w + 4(u_I^H)^2 w^2} - \frac{(u_{II}^H)^2 \nu^2}{4L_I^2 \nu^2 w + 4(u_{II}^H)^2 w^2} \right)}. \quad (4.36)$$

The NEC (4.14) further constraints the parameters in a complicated way, e.g. when $u_I^H = u_{II}^H$ we have $a > 0$. We further impose $b > 0$, then the brane is of type E. After substituting (4.35) into (4.9) and performing the integration, we obtain the profile of the brane Q

$$x_I = -\frac{2au_I^H}{L_I \sqrt{1 + bu_I^H}} \operatorname{arctanh} \frac{u_I \sqrt{1 + bu_I^H}}{u_I^H}, \quad (4.37)$$

where we have used $x_I(u_I = 0) = 0$. When $u_I \rightarrow \frac{u_I^H}{\sqrt{1+bu_I^H}}$, we have $x_I \rightarrow -\infty$. This indicates that the left spacetime is of type E, i.e. there is no horizon in left spacetime.

An analytical solution for x_{II} does not exist. Nevertheless, its derivative with respect to u_{II} can be derived from (4.9), from which we know that x_{II} is a monotonic increasing or decreasing function of u_{II} . And there is a pole u_{II}^p where $x_{II} \rightarrow \pm\infty$, as can be seen from

$$\frac{dx_{II}}{du_{II}} \propto \pm \frac{1}{u_{II} - u_{II}^p}, \quad \text{with} \quad u_{II}^p = \frac{u_{II}^H \nu}{\sqrt{b(u_{II}^H)^2 + \nu^2}}. \quad (4.38)$$

When we choose $\eta_{II} > 0$ in (4.36), the right part of the bulk contains a black hole. This is the configuration [E,H1]. The inertial observer in the left bulk will hit the brane and the inertial observer in the right bulk will hit the horizon. When we choose $\eta_{II} < 0$ in (4.36), the right part of the bulk does not contain a horizon of the black hole. Now the configuration is [E,E]. In Fig. 22, we show the typical profiles of [E,E] or [E,H1], depending on the sign we chose in (4.36). These profiles are allowed only when we have a dynamical scalar field on the interface brane.

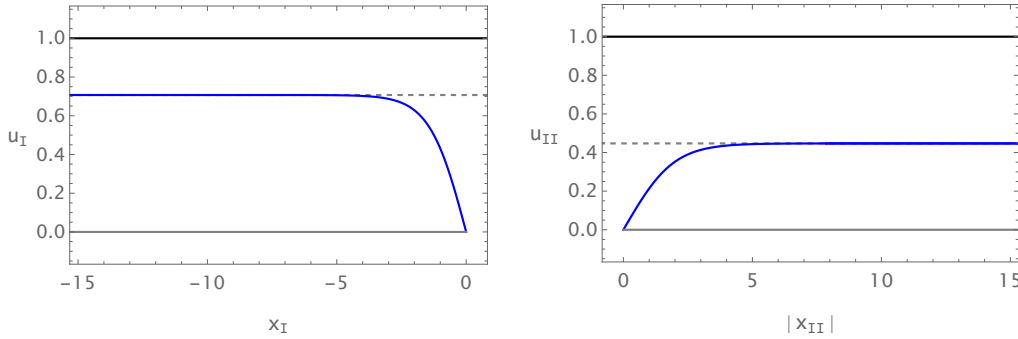


Figure 22: An example of the configurations [E,E] or [E, H1] at finite temperature with dynamical scalar field. Here we set $a = b = L_I = 1, \nu = 0.5, u_I^H = u_{II}^H = 1$.

Similar to the previous discussions, we can show the profile of the scalar field and its potential for the configuration, e.g. [E,H1], as shown in Fig. 23. On the brane, the potential also has a local maximal in the UV limit and a local minimum in the IR limit. Moreover, the scalar field diverges in the deep IR. The profiles of the configuration [E, E] have similar behavior.

The induced metric on the interface brane is

$$ds_Q^2 = -w dt^2 + \left(\frac{a^2}{(w - bL_I^2)} + \frac{L_I^2 (u_I^H)^2}{4L_I^2 w + 4(u_I^H)^2 w^2} \right) dw^2. \quad (4.39)$$

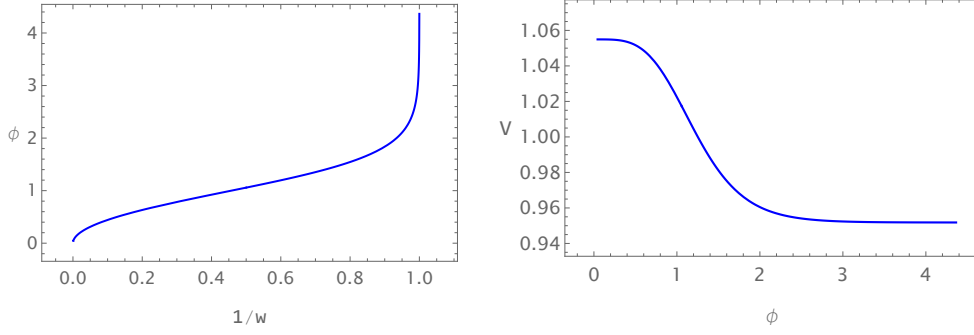


Figure 23: The scalar field and its potential for the configuration [E,H1] when $a = b = L_I = 1, \nu = 0.5, u_I^H = u_{II}^H = 1$. A similar profile for the configuration [E,E] can be obtained and we do not show it here.

In the IR limit $w \rightarrow bL_I^2$, the induced metric becomes

$$ds_Q^2 \simeq -bL_I^2 dt^2 + \frac{a^2}{(w - bL_I^2)} dw^2, \quad (4.40)$$

which implies the brane is not a black hole.

Evaluating (4.18), we obtain the asymptotic behaviours

$$\lambda(w) \simeq -\frac{1}{4a^2 + L_I^2} + \mathcal{O}\left(\frac{1}{w^2}\right), \quad w \rightarrow \infty, \quad (4.41)$$

i.e. the interface brane is asymptotically AdS in the UV limit, while

$$\lambda(w) \simeq -\frac{w - bL_I^2}{2a^2 b L_I^2} + \mathcal{O}\left((w - bL_I^2)^2\right), \quad w \rightarrow bL_I^2, \quad (4.42)$$

i.e. the interface brane is asymptotically flat in IR limit.

4.1.5 Solution with nontrivial scalar field: [H1,E]

In this subsection we show an example of the configuration [H1,E]. Motivated by the previous subsection, we consider the following configuration

$$\begin{aligned} \eta_I &= -\frac{a}{w - bL_I^2}, \\ \eta_{II} &= -\sqrt{\frac{a^2}{(w - bL_I^2)^2} + L_I^2 \left(\frac{(u_I^H)^2}{4L_I^2 w + 4(u_I^H)^2 w^2} - \frac{(u_{II}^H)^2 \nu^2}{4L_I^2 \nu^2 w + 4(u_{II}^H)^2 w^2} \right)}. \end{aligned} \quad (4.43)$$

The NEC (4.14) constraints the choices of the parameters. We find that under the choice of parameters $a = 3, b = 1, L_I = 1, u_I^H = 3, u_{II}^H = 1, \nu = 0.5$, the NEC is satisfied.

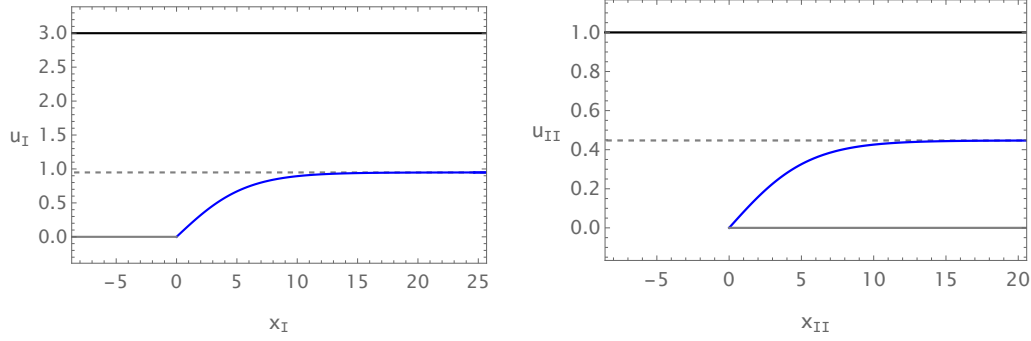


Figure 24: Plot of the configuration [H1, E] for $a = 3$, $b = 1$, $L_I = 1$, $\nu = 0.5$, $u_I^H = 3$ and $u_{II}^H = 1$.

This case provides an example of configuration [H1,E]. The profiles of the configuration is shown in Fig. 24.

In Fig. 25 we show the profiles of the scalar field and its potential. Similar to the previous examples, the potential evolves from a local maximum in UV to a global minimum in IR. In the deep IR, the induced metric on Q is asymptotically flat, which is again associated with a divergent scalar field in IR.

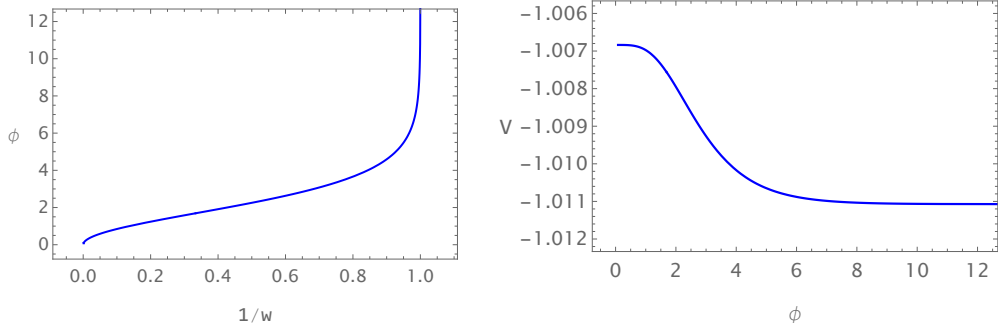


Figure 25: The scalar field and its potential for the configuration [H1, E] when $a = 3$, $b = 1$, $L_I = 1$, $\nu = 0.5$, $u_I^H = 3$ and $u_{II}^H = 1$.

4.1.6 Solution with nontrivial scalar field: no [H1,H1]

We have demonstrated examples of the [E,E], [E,H1] and [H2,H2] configurations. The nonexistence of the [E,H2], [H1,H2], [H2,E] and [H2,H1] configurations has been mentioned below (4.8). It can be seen as follows: Suppose there exists a solution for [E,H2] or [H1,H2]. For E or H1 configuration, there exists a lower bound at $w = w_0$ where the value of x_I approach ∞ or $-\infty$. However, for the other side, from (4.8), u_{II} can not

approach the horizon when $w \rightarrow w_0$. Therefore the configurations [E,H2] and [H1,H2] are not allowed. Similar arguments apply for the [H2,E] and [H2,H1] configurations. In the following, we will prove that the [H1,H1] configuration cannot exist neither from the NEC.

If there exists an [H1,H1] solution, i.e. we can find a function $\eta_{\text{I}}(w)$. Supposing $w_0 > 0$ is the lower bound of w where the brane goes to $x_{\text{I}} \rightarrow \infty$. From (4.9), we have $x'_{\text{I}}(u_{\text{I}}) \sim -\eta_{\text{I}}(w) \rightarrow \infty$ when $w \rightarrow w_0$. We assume this solution satisfies the NEC (4.15) which is only valid when we impose $u_{\text{I}}^H = u_{\text{II}}^H$.¹⁸ Then when w decreases to w_0 , we should have $\eta'_{\text{I}} \rightarrow -\infty$ thus $x'_{\text{I}}(u_{\text{I}}) \rightarrow \infty$. This implies that when u_{I} increase to $u_{\text{I}}(w_0)$, we have $x_{\text{I}}(u_{\text{I}})$ decrease. This means it is impossible to approach the critical value $w \rightarrow w_0$ from below. One possibility is that we have a turning point for the non-monotonic profile of the interface brane. However, in this case one could repeat the aforementioned reasoning near the turning point, where $u'_{\text{I}}(x_{\text{I}}) = 0$. By doing so, we arrive at the conclusion that it is indeed impossible to obtain the profile [H1, H1].

4.1.7 BCFT limit

Here we briefly discuss the BCFT limits of the system, following the same method for the zero temperature case. The first BCFT limit is $\nu \rightarrow 0$, the equation of motion in (4.10) becomes

$$\begin{aligned}
\eta_{\text{II}} &= \pm \frac{1}{2} \sqrt{\frac{L_{\text{I}}(u_{\text{I}}^H)^2}{w(L_{\text{I}}^2 + (u_{\text{I}}^H)^2 w)} + 4\eta_{\text{I}}^2} + \mathcal{O}(\nu^2), \\
\phi'^2(w) &= -\frac{L_{\text{I}}((u_{\text{I}}^H)^4 \eta_{\text{I}} + (L_{\text{I}}^2 + (u_{\text{I}}^H)^2 w)((u_{\text{I}}^H)^2 \eta'_{\text{I}} - 2\eta_{\text{I}}^3))}{2u_{\text{I}}^H(L_{\text{I}}^2 + (u_{\text{I}}^H)^2 w) \sqrt{L_{\text{I}}^2(u_{\text{I}}^H)^2 + 4w(L_{\text{I}}^2 + w(u_{\text{I}}^H)^2)\eta_{\text{I}}^2}} + \mathcal{O}(\nu), \\
V(\phi) &= \pm \frac{1}{L_{\text{I}}\nu} \\
&\quad - \frac{2(L_{\text{I}}^2 + 2w(u_{\text{I}}^H)^2)\eta_{\text{I}}(L_{\text{I}}^2(u_{\text{I}}^H)^2 + 2w(L_{\text{I}}^2 + w(u_{\text{I}}^H)^2)\eta_{\text{I}}^2) + 2L_{\text{I}}^2(u_{\text{I}}^H)^2 w(L_{\text{I}}^2 + (u_{\text{I}}^H)^2 w)\eta'_{\text{I}}}{L_{\text{I}}u_{\text{I}}^H(L_{\text{I}}^2(u_{\text{I}}^H)^2 + 4w(L_{\text{I}}^2 + (u_{\text{I}}^H)^2 w)\eta_{\text{I}}^2)^{\frac{3}{2}}} \\
&\quad + \mathcal{O}(\nu).
\end{aligned} \tag{4.44}$$

Similar to the zero temperature case (2.36), there is a divergent term $\frac{1}{L_{\text{I}}\nu}$ in the expression of $V(\phi)$. In above equations, the parameter u_{II}^H appears in higher order terms.

The second way to obtain a BCFT is to consider the limit $\nu = 1$, $u_{\text{I}}^H = u_{\text{II}}^H$ and $\eta_{\text{II}} = -\eta_{\text{I}}$, where we can perform the folding trick. In this case, the nontrivial equations

¹⁸For the configurations [H1,E] and [E, H1] we do not have such constraint and therefore the following argument does not apply for these two cases.

of motion are

$$\begin{aligned}\phi'^2(w) &= -\frac{L_I((u_I^H)^4\eta_I + (L_I^2 + (u_I^H)^2w)((u_I^H)^2\eta_I' - 2\eta_I^3))}{u_I^H(L_I^2 + (u_I^H)^2w)\sqrt{L_I^2(u_I^H)^2 + 4w(L_I^2 + w(u_I^H)^2)\eta_I^2}}, \\ V(\phi) &= \\ &- \frac{4(L_I^2 + 2w(u_I^H)^2)\eta_I(L_I^2(u_I^H)^2 + 2w(L_I^2 + w(u_I^H)^2)\eta_I^2) + 4L_I^2(u_I^H)^2w(L_I^2 + (u_I^H)^2w)\eta_I'}{L_I u_I^H(L_I^2(u_I^H)^2 + 4w(L_I^2 + (u_I^H)^2w)\eta_I^2)^{\frac{3}{2}}},\end{aligned}\tag{4.45}$$

where the quantities $\phi'^2(w), V(\phi)$ are twice of those in (4.44).

4.2 Gluing thermal AdS₃ and BTZ black hole

In this subsection we will glue a thermal AdS₃ with a BTZ black hole along the interface brane. The permissible configuration in thermal AdS₃ spacetime is expected to be of type empty, denoted as E_{tAdS} , while the allowed configurations for a BTZ black hole can be type E, H1 or H2 as illustrated in Fig. 18. In the absence of a scalar field, we will show that finding a solution is impossible. However, with the inclusion of a brane-located scalar field, we will demonstrate that the permissible configurations only include $[E_{\text{tAdS}}, E]$, and $[E, E_{\text{tAdS}}]$.

The metric for thermal AdS₃ is (2.14), and the metric for BTZ is (4.1). Note that one can set $u_A^H \rightarrow \infty$ with $A = \text{I or II}$ in (4.1) to make it a thermal AdS₃. As an example, we take the left portion of the bulk as thermal AdS₃ while the right portion of spacetime as BTZ black hole. The parameterization is

$$\begin{aligned}u_{\text{I}}(w) &= \frac{L_{\text{I}}}{\sqrt{w}}, & u_{\text{II}}(w) &= \frac{u_{\text{II}}^H L_{\text{II}}}{\sqrt{L_{\text{II}}^2 + (u_{\text{II}}^H)^2 w}}, \\ x_{\text{I}}(w) &= -\int_w^{+\infty} \frac{\eta_{\text{I}}(\sigma)}{\sqrt{\sigma}} d\sigma, & x_{\text{II}}(w) &= -\int_w^{+\infty} \frac{u_{\text{II}}^H \eta_{\text{II}}(\sigma)}{\sqrt{L_{\text{II}}^2 + (u_{\text{II}}^H)^2 \sigma}} d\sigma.\end{aligned}\tag{4.46}$$

It is straightforward to generalize following analysis to the case that the left portion is BTZ black hole while the right portion is a thermal AdS spacetime.

Plugging the above parameterization into the equations in Sec. 2 we can obtain the equations for this case. Another consistent way is to take the limit $u_{\text{I}}^H \rightarrow \infty$ to the

equations in Sec. 4.1. The independent equations of motion are

$$\begin{aligned}
0 &= \frac{L_I^2}{4w^2} + \eta_I^2 - \frac{L_{II}^2(u_{II}^H)^2}{4L_{II}^2w + 4(u_{II}^H)^2w^2} - \eta_{II}^2, \\
\frac{V(\phi)}{2} &= -\frac{2w\eta_I(L_I^2 + 2w^2\eta_I^2) + L_I^2w^2\eta_I'}{L_I(L_I^2 + 4w^2\eta_I^2)^{\frac{3}{2}}} \\
&\quad + \frac{(L_{II}^2 + 2w(u_{II}^H)^2)\eta_{II}(L_{II}^2(u_{II}^H)^2 + 2w(L_{II}^2 + w(u_{II}^H)^2)\eta_{II}^2) + L_{II}^2(u_{II}^H)^2w(L_{II}^2 + (u_{II}^H)^2w)\eta_{II}'}{L_{II}u_{II}^H(L_{II}^2(u_{II}^H)^2 + 4w(L_{II}^2 + w(u_{II}^H)^2)\eta_{II}^2)^{\frac{3}{2}}}, \\
\phi'^2(w) &= -\frac{L_I^2 + 4w^2\eta_I^2}{4w^3} \left[-wV(\phi) \right. \\
&\quad \left. - \frac{2w^2\eta_I}{L_I\sqrt{L_I^2 + 4w^2\eta_I^2}} + \frac{2w(L_{II}^2 + (u_{II}^H)^2w)\eta_{II}}{L_{II}u_{II}^H\sqrt{L_{II}^2(u_{II}^H)^2 + 4(L_{II}^2 + (u_{II}^H)^2w)\eta_{II}^2}} \right].
\end{aligned} \tag{4.47}$$

The NEC becomes

$$-\frac{\eta_I + w\eta_I'}{\nu(L_I^2 + 4w^2\eta_I^2)^{\frac{3}{2}}} + \frac{(u_{II}^H)^4\eta_{II} + (L_I^2\nu^2 + (u_{II}^H)^2w)(-2\eta_{II}^3 + (u_{II}^H)^2\eta_{II}')}{u_{II}^H(L_I^2(u_{II}^H)^2\nu^2 + 4w(L_I^2\nu^2 + (u_{II}^H)^2w)\eta_{II}^2)^{\frac{3}{2}}} \geq 0, \tag{4.48}$$

which is again consistent with the condition $\phi'^2 \geq 0$.

One observation from the continuous equation for the metric field is that the profile $[E_{\text{tAdS}}, H_2]$ does not exist. If such configuration exists, the parameter regimes for w should be from zero to infinity. Then from the first equation in (4.47), we have $\eta_{II} \rightarrow \frac{1}{w}$ when $w \rightarrow 0$. However, from (4.47) we know $x_{II} \rightarrow \infty$. Therefore it is not possible to have the profile $[E_{\text{tAdS}}, H_2]$. Note that this observation does not depend on whether there is any scalar field located on the interface brane.

When the scalar field is trivial, i.e. $\phi = 0, V = T$, one can confirm that there is no solution for this case as follows. Solving (4.47), one obtains

$$\eta_I = \pm \frac{L_I}{2w} \frac{L_I^2\nu^2 + (u_{II}^H)^2(1 - (1 + L_I^2T^2)\nu^2)w}{\sqrt{(1 - (1 - L_IT)^2\nu^2)(u_{II}^H)^2w + L_I^2\nu^2\sqrt{((1 + L_IT)^2\nu^2 - 1)(u_{II}^H)^2w - L_I^2\nu^2}}}. \tag{4.49}$$

Similarly one can obtain a solution of η_{II} from the above expression. From (4.49) one finds that the tension has to be in the regime (2.30). Furthermore, the parameter w takes value from $w_0 = L_I^2\nu^2/(((1 + L_IT)^2\nu^2 - 1)(u_{II}^H)^2)$ to infinity which means it can not be the profile of H2 on the BTZ side. Close to w_0 we find $\eta_I \propto 1/\sqrt{w - w_0}$ which indicates x_{II} is finite. This is inconsistent with the profile E and H1. Therefore we do not have any consistent solution for this case of trivial scalar field with constant tension on the interface brane.

We find (4.43) with $\nu = 1$ and $u_I^H \rightarrow \infty$ satisfies all the above equations,

$$\begin{aligned}\eta_I &= -\frac{a}{w - bL_I^2}, \\ \eta_{II} &= -\sqrt{\frac{a^2}{(w - bL_I^2)^2} + L_I^2 \left(\frac{1}{4w^2} - \frac{(u_{II}^H)^2 \nu^2}{4L_I^2 \nu^2 w + 4(u_{II}^H)^2 w^2} \right)}.\end{aligned}\tag{4.50}$$

This can give the solution of $[E_{\text{tAdS}}, E]$. With the choice of $a = 2, b = u_{II}^H = L_I = \nu = 1$, we show the profiles as well as the scalar potential in Fig. 26. Here again the potential evolves from a locally maximal in UV to a global minimal in IR. Note that when $a < 0$ in (4.50), e.g. the choice of $a = -2, b = u_{II}^H = L_I = \nu = 1$, we also have consistent solutions. Now the brane in the left bulk curves towards $x_I \rightarrow -\infty$, while in the right bulk it curves towards $x_{II} \rightarrow +\infty$. The scalar field and its potential exhibit similar behaviors to the one shown in Fig. 26. We will not show the plots here.

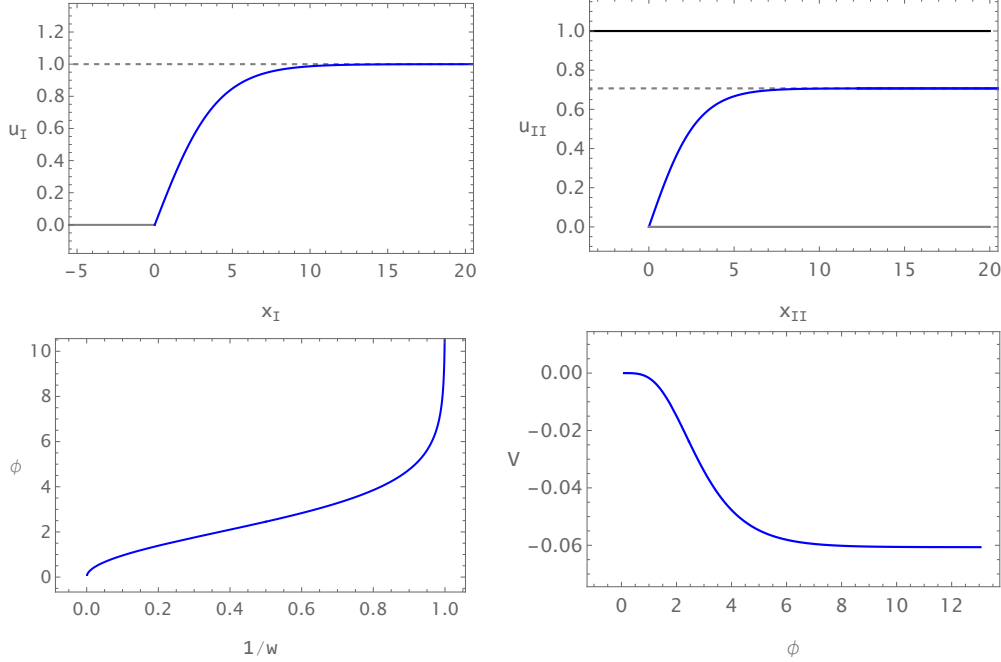


Figure 26: Top: Plots of configurations x_I and x_{II} . Bottom: Plots of the scalar field ϕ as a function of $1/w$ and its potential as a function of ϕ . The parameters are chosen to be $a = 2, b = u_{II}^H = L_I = \nu = 1$.

Suppose there exists a configuration $[E_{\text{tAdS}}, H1]$, from (4.12) we should have when $w \rightarrow w_0$

$$\eta_{II} \rightarrow \frac{B}{(w - w_0)^b}\tag{4.51}$$

with $b \geq 1$, $w_0 > 0$ and $B > 0$. From the first equation in (4.47), we should have $\eta_{\text{I}} \rightarrow \pm \frac{B}{(w-w_0)^b}$ when $w \rightarrow w_0$. From the last equation in (4.47), we find for both plus and minus sectors in η_{I} ,

$$\phi'^2 \rightarrow -\frac{B^2 L_{\text{I}} \nu}{2u_{\text{II}}^H \sqrt{L_{\text{I}}^2 \nu^2 w_0 + (u_{\text{II}}^H)^2 w_0^2}} (w - w_0)^{-2b}. \quad (4.52)$$

Therefore it is impossible to find a consistent solution of $[\text{E}_{\text{tAdS}}, \text{H1}]$ as above behavior. Note that when $B < 0$ in (4.51), we have a consistent solution, i.e. $\phi'^2 > 0$ as expected.

When the left side is a BTZ black hole while the right side is thermal AdS_3 , by exchange η_{I} with $-\eta_{\text{II}}$ as well as other geometry quantities, we obtain the same results as above. Namely, only configuration of type $[\text{E}, \text{E}_{\text{tAdS}}]$ is permissible, while all other configurations are not allowed.

Therefore, with a dynamical scalar field, solutions of type $[\text{E}_{\text{tAdS}}, \text{E}]$, $[\text{E}, \text{E}_{\text{tAdS}}]$ are permissible. However, the solutions $[\text{E}_{\text{tAdS}}, \text{H1}]$, $[\text{H1}, \text{E}_{\text{tAdS}}]$, $[\text{E}_{\text{tAdS}}, \text{H2}]$ and $[\text{H2}, \text{E}_{\text{tAdS}}]$ do not exist due to the NEC or the requirement of metric compatibility on the interface brane.

Finally, let us briefly discuss the above configuration. This category of intriguing configurations includes $[\text{E}_{\text{tAdS}}, \text{E}]$, $[\text{E}, \text{E}_{\text{tAdS}}]$, $[\text{E}_{\text{AdS}}, \text{E}_{\text{AdS}}]$ and $[\text{E}, \text{E}]$. The latter two type of solutions were previously discussed in Sec. 3.3.6, and Sec. 4.1.4. These configurations share the common feature of covering only an “empty” portion of the spacetime, devoid of horizons. The metrics of E_{AdS} and E_{tAdS} are the same in real time but differ solely in the periodicity of Euclidean time. These two solutions are quite different from the type E solution of the BTZ black hole, as no regular coordinate transformation can make them the same. Additionally, the properties of the dual field theory for the bulk AdS and type E solution of BTZ black hole differ, exhibiting different vacuum expectation value (VEV) of energy densities [44].¹⁹ Note that both the left and right portions of the bulk do not involve horizons, allowing for arbitrary periodicity of Euclidean time, independent of the Hawking temperature in black hole case. While a conifold singularity may exist for type E in the Euclidean BTZ black hole, it is hidden behind the interface brane. Considering both the similarities and differences among these configurations, it would be interesting to understand the detailed emergence of specific bulk geometries for a given ICFT.

¹⁹It is crucial to keep in mind that the vacuum expectation value of the operators in the dual field theory might be influenced by the special dynamics occurring on the brane. For instance, a discussion on the VEV of scalar operator in AdS/BCFT can be found in [34]. It would indeed be intriguing to explicitly calculate the VEV of the energy momentum tensor in these various scenarios.

5 Conclusions and open questions

We have studied an $\text{AdS}_3/\text{ICFT}_2$ system, focusing on the role of a dynamical scalar field residing on the interface brane. This bulk scalar field serves as a distinguishing feature, characterizing nontrivial intrinsic dynamics within the interface field theory. At zero temperature, we show the typical profiles of the system, highlighting scenarios where the interface field theory deviates from the fixed point. We define an interface entropy from the holographic entanglement entropy, providing a quantitative measure of entanglement at the interface. Through the examination of several illustrative examples, we consistently observe that the g -theorem is upheld whenever the null energy condition is satisfied. In the beginning of Sec. 3.3 we outline a summary of our intriguing findings on the interface entropy during the evolution of the scalar potential along the RG flow. These observations provide further insights into the intricate interplay between holography and properties of the interface field theory.

We have also studied the configurations at finite temperature. We first glue together two BTZ black holes along an interface brane. In the absence of a scalar field the only permissible profiles are two segments of BTZ black hole spacetime with the interface brane intersecting the horizon. However, with the inclusion of a brane-localized scalar field, there are more allowed profiles, as summarized in Table 1. Moreover, we also glue together a thermal AdS_3 spacetime with a BTZ black hole, further exploring the rich configurations enabled by the brane-localized scalar field.

There are several potential extensions of our work that deserve further exploration. While we have primarily focused on static systems, where a global time exists and the interface brane remains static, it would be intriguing to generalize our analysis to the dynamical interface branes. Such a generalization would enable us to investigate the diverse configurations and entanglement structures that may arise, providing deeper insights into the behavior of the g -theorem when the interface field theory deviates from the fixed point.

It is also interesting to generalize our study to scenarios involving multiple interfaces in ICFTs. The emergence of diverse interface brane topologies and the exploration of phase transitions among them offer rich physics for exploration. In the case of AdS/ICFT with CFTs living in compact spaces, it was shown that there are also multiple phases [22], with the phase transition identified as manifestations of the ER=EPR hypothesis [45, 46]. However, within our current setup, the absence of additional dimensional quantities beyond temperature precludes such phase transitions. Nevertheless, in systems involving CFTs living in non-compact spaces, the presence of multiple defects introduces extra dimensional quantities associated with the finite interval between the defects. Exploring phase transitions in such settings would provide valuable insights into the holographic

dual of an ICFT.

We introduced a dynamical brane-localized scalar field to break the scaling symmetry of the interface field theory. It would be worthwhile to explore the impact of incorporating other matter fields or higher derivative gravitational effects on the interface brane. Subsequently, studying the coefficients of energy transport and entanglement structure within these models would be intriguing. This exploration could shed light on the potential universality of these energy transport coefficients, as proposed in [16, 18].

Another natural extension of our work would be to explore higher-dimensional AdS/ICFT scenarios. Additionally, investigating the stability of the system through the analysis of its perturbations presents an intriguing direction. Lastly, delving deeper into the understanding of AdS/ICFT from the perspective of bulk reconstruction [47] would be a highly intriguing avenue for future research.

Acknowledgments

We thank Shan-Ming Ruan and Ya-Wen Sun for useful discussions. This work is supported by the National Natural Science Foundation of China grant No. 11875083, 12375041.

A Configurations of non-monotonic profile at zero temperature

In this appendix we show an example of non-monotonic profile for the interface brane. The interface brane profile in N_I is chosen as

$$\psi_I(z) = -az(z - b). \quad (\text{A.1})$$

The NEC constrains $a \geq 0$ and we will focus on the case $a > 0, b > 0$ where $\psi_I(z)$ is non-monotonic clearly. This brane is asymptotically AdS in UV. From (2.21), the solution of $\psi_{II}(z)$ is

$$\begin{aligned} \psi_{II}(z) = & \pm \frac{(2z - b)}{4} \sqrt{\frac{1 - \nu^2 + a^2(2z - b)^2\nu}{\nu}} \\ & \mp \frac{1 - \nu^2}{2a\nu} \tanh^{-1} \frac{2az\sqrt{\nu}}{\sqrt{1 - \nu^2 + a^2b^2\nu} - \sqrt{1 - \nu^2 + a^2(2z - b)^2\nu}} \\ & \mp \frac{b}{4} \sqrt{\frac{1 + a^2b^2\nu - \nu^2}{\nu}} \mp \frac{\nu^2 - 1}{2a\nu} \tanh^{-1} \frac{\sqrt{a^2b^2\nu + 1 - \nu^2}}{ab\sqrt{\nu}}. \end{aligned} \quad (\text{A.2})$$

It is monotonic in N_{II} .

An example of the configuration (A.1) and (A.2) is shown in Fig. 27 when $a = b = L_{\text{I}} = 1, \nu = 0.5$.

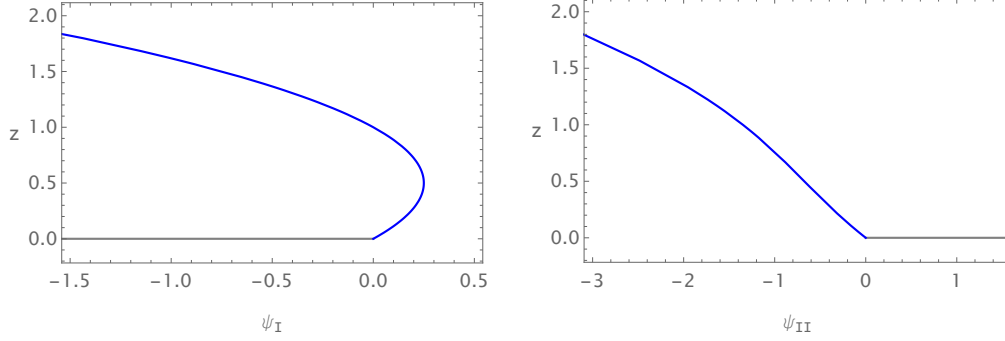


Figure 27: Typical configurations of ψ_{I} and ψ_{II} when $a = b = L_{\text{I}} = 1, \nu = 0.5$. We have chosen the minus sector for ψ_{II} in (A.2).

In the UV limit $z \rightarrow 0$, the scalar and its potential have following asymptotic behaviour

$$|\phi(z)| = 2 \left[a L_{\text{I}} \sqrt{\frac{\nu}{1 + a^2(b - 2z)^2 \nu}} \left(1 \mp \frac{a(b - 2z)\nu^{\frac{3}{2}}}{\sqrt{1 + a^2(b - 2z)^2 \nu - \nu^2}} \right) \right]^{\frac{1}{2}} \sqrt{z} + \dots,$$

$$V(\phi) = - \frac{\sqrt{\nu} \left(-ab \pm (a^2 b^2 + \frac{1}{\nu} - \nu)^{\frac{3}{2}} - a^3 b^3 \nu + \sqrt{\nu(1 - \nu + a^2 b^2 \nu)} \right)}{L_{\text{I}}(1 + a^2 b^2 \nu)^{\frac{3}{2}}} + m^2 \phi^2 + \dots,$$
(A.3)

and

$$m^2 = \frac{\pm ab \nu^2 - \sqrt{\nu(1 - \nu + a^2 b^2 \nu)}}{4 L_{\text{I}}^2 (1 + a^2 b^2 \nu) (\sqrt{\nu(1 - \nu + a^2 b^2 \nu)} + ab \nu^2)}.$$
(A.4)

In the IR limit $z \rightarrow +\infty$, the scalar and its potential behave as

$$|\phi(z)| = \sqrt{\frac{L_{\text{I}}(1 \pm \nu)}{2}} \log z + \dots,$$

$$V(\phi) = \frac{\mp 1 - \nu}{L_{\text{I}} \nu} + \frac{1 \mp \nu}{4 a^2 L_{\text{I}} \nu} \frac{1}{z^2} + \mathcal{O}\left(\frac{1}{z^3}\right).$$
(A.5)

In Fig. 28, we show an example of the profiles of the scalar field and its potential where we choose $\psi'_{\text{II}} \leq 0$. The scalar field goes to infinity in the deep IR resulting in a flat induced metric. Along the RG flow, the monotonic potential is a maximum in UV and minimal in IR.

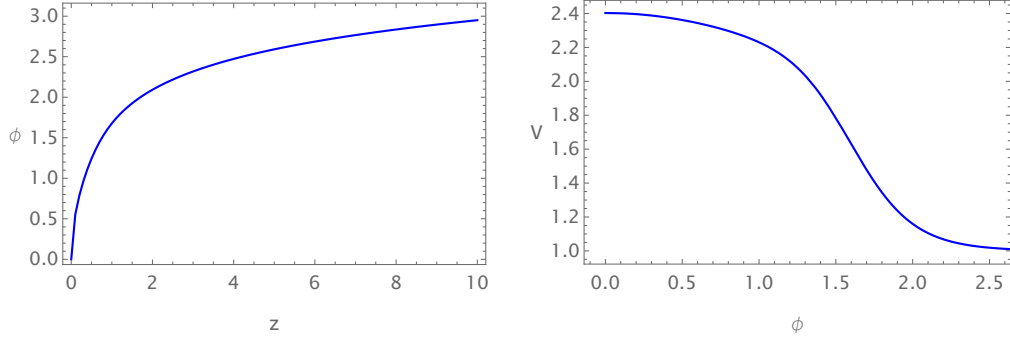


Figure 28: Typical configurations of the scalar field and its potential when $a = b = L_I = 1, \nu = 0.5$. In the limit $z \rightarrow \infty$, $\phi(z)$ diverges and $V(\phi)$ approaches a constant value $V_0 = 1$.

In Fig. 29, we show an example of the entanglement entropy and the interface entropy, where we choose $\psi'_{II} \leq 0$. We see that the interface entropy goes to $-\infty$ in the deep IR and the g -theorem holds.

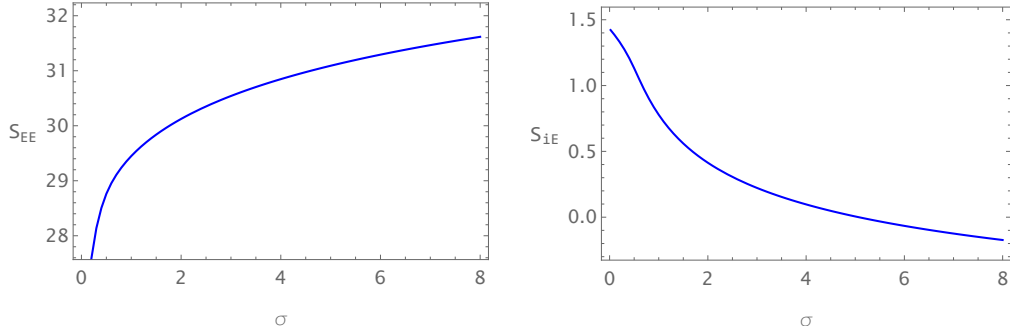


Figure 29: Typical configurations of the scalar field and its potential when $a = b = L_I = 1, \nu = 0.5$.

Evaluating (2.26) we obtain

$$\lambda(z) = -\frac{1}{L_I^2(\nu^2 + a^2 b^2)}, \quad (z \rightarrow 0), \quad (\text{A.6})$$

$$\lambda(z) = 0, \quad (z \rightarrow \infty). \quad (\text{A.7})$$

This implies that the brane asymptotically approaches AdS_2 in the UV regime. However, the condition $\lambda(z) \rightarrow 0$ as $z \rightarrow \infty$ indicates that it becomes flat in the deep IR.

References

- [1] N. Andrei, A. O'Bannon, R. Parini, A. Bissi, M. Buican, J. Cardy, P. Dorey, N. Drukker, J. Erdmenger and D. Friedan, *et al. Boundary and Defect CFT: Open Problems and Applications*, *J. Phys. A* **53**, no.45, 453002 (2020) [[arXiv:1810.05697](#)].
- [2] T. Quella, I. Runkel and G. M. T. Watts, *Reflection and transmission for conformal defects*, *JHEP* **04** (2007), 095 [[arXiv:hep-th/0611296](#)].
- [3] M. Meineri, J. Penedones and A. Rousset, *Colliders and conformal interfaces*, *JHEP* **02** (2020), 138 [[arXiv:1904.10974](#)].
- [4] K. Sakai and Y. Satoh, *Entanglement through conformal interfaces*, *JHEP* **12** (2008), 001 [[arXiv:0809.4548](#)].
- [5] I. Peschel, *Entanglement entropy with interface defects*, *Journal of Physics A: Mathematical and General* **38** (2005) 4327.
- [6] P. Calabrese and J. Cardy, *Entanglement entropy and conformal field theory*, *J. Phys. A* **42**, 504005 (2009) [[arXiv:0905.4013](#)].
- [7] A. Karch and L. Randall, *Open and Closed String Interpretation of SUSY CFT's on Branes with Boundaries*, *JHEP* **06**, 063 (2001) [[arXiv:hep-th/0105132](#)].
- [8] C. Bachas, J. de Boer, R. Dijkgraaf and H. Ooguri, *Permeable conformal walls and holography*, *JHEP* **06**, 027 (2002) [[arXiv:hep-th/0111210](#)].
- [9] O. DeWolfe, D. Z. Freedman and H. Ooguri, *Holography and defect conformal field theories*, *Phys. Rev. D* **66**, 025009 (2002) [[arXiv:hep-th/0111135](#)].
- [10] D. Bak, M. Gutperle and R. A. Janik, *Janus Black Holes*, *JHEP* **10** (2011), 056 [[arXiv:1109.2736](#)].
- [11] D. Bak, M. Gutperle and S. Hirano, *Three dimensional Janus and time-dependent black holes*, *JHEP* **02**, 068 (2007) [[arXiv:hep-th/0701108](#)].
- [12] J. Erdmenger, M. Flory and M. N. Newrzella, *Bending branes for DCFT in two dimensions*, *JHEP* **01** (2015), 058 [[arXiv:1410.7811](#)].
- [13] J. Erdmenger, M. Flory, C. Hoyos, M. N. Newrzella, A. O'Bannon and J. Wu, *Holographic impurities and Kondo effect*, *Fortsch. Phys.* **64** (2016), 322-329 [[arXiv:1511.09362](#)].
- [14] P. Simidzija and M. Van Raamsdonk, *Holo-ween*, *JHEP* **12** (2020), 028 [[arXiv:2006.13943](#)].
- [15] T. Anous, M. Meineri, P. Pelliconi and J. Sonner, *Sailing past the End of the World and discovering the Island*, *SciPost Phys.* **13** (2022) no.3, 075 [[arXiv:2202.11718](#)].

- [16] C. Bachas, S. Chapman, D. Ge and G. Policastro, *Energy Reflection and Transmission at 2D Holographic Interfaces*, *Phys. Rev. Lett.* **125** (2020) no.23, 231602 [[arXiv:2006.11333](#)].
- [17] S. A. Baig and A. Karch, *Double brane holographic model dual to 2d ICFTs*, *JHEP* **10** (2022), 022 [[arXiv:2206.01752](#)].
- [18] C. Bachas, S. Baiguera, S. Chapman, G. Policastro and T. Schwartzman, *Energy Transport for Thick Holographic Branes*, *Phys. Rev. Lett.* **131** (2023) no.2, 021601 [[arXiv:2212.14058](#)].
- [19] A. Karch, Z. X. Luo and H. Y. Sun, *Universal relations for holographic interfaces*, *JHEP* **09** (2021), 172 [[arXiv:2107.02165](#)].
- [20] A. Karch and M. Wang, *Universal behavior of entanglement entropies in interface CFTs from general holographic spacetimes*, *JHEP* **06** (2023), 145 [[arXiv:2211.09148](#)].
- [21] K. Suzuki and T. Takayanagi, *BCFT and Islands in two dimensions*, *JHEP* **06** (2022), 095 [[arXiv:2202.08462](#)].
- [22] C. Bachas and V. Papadopoulos, *Phases of Holographic Interfaces*, *JHEP* **04**, 262 (2021) [[arXiv:2101.12529](#)].
- [23] X. Sun and S. K. Jian, *Holographic weak measurement*, *JHEP* **12** (2023), 157 [[arXiv:2309.15896](#)].
- [24] H. Geng, A. Karch, C. Perez-Pardavila, S. Raju, L. Randall, M. Riojas and S. Shashi, *Jackiw-Teitelboim Gravity from the Karch-Randall Braneworld*, *Phys. Rev. Lett.* **129** (2022) no.23, 231601 [[arXiv:2206.04695](#)].
- [25] A. Karch, Y. Kusuki, H. Ooguri, H. Y. Sun and M. Wang, *Universality of effective central charge in interface CFTs*, *JHEP* **11**, 126 (2023) [[arXiv:2308.05436](#)].
- [26] Q. Tang, Z. Wei, Y. Tang, X. Wen and W. Zhu, *Universal entanglement signatures of interface conformal field theories*, [[arXiv:2308.03646](#)].
- [27] J. K. Basak, D. Basu, V. Malvimat, H. Parihar and G. Sengupta, *Holographic Reflected Entropy and Islands in Interface CFTs*, [[arXiv:2312.12512](#)].
- [28] S. A. Baig and S. Shashi, *Transport across interfaces in symmetric orbifolds*, *JHEP* **10** (2023), 168 [[arXiv:2301.13198](#)].
- [29] J. Y. Shen, C. Peng and L. X. Li, *Multiway junction conditions I: booklets and webs*, [[arXiv:2402.00694](#)].
- [30] T. Azeyanagi, A. Karch, T. Takayanagi and E. G. Thompson, *Holographic calculation of boundary entropy*, *JHEP* **03** (2008), 054 [[arXiv:0712.1850](#)].
- [31] J. Estes, K. Jensen, A. O'Bannon, E. Tsatis and T. Wrase, *On Holographic Defect Entropy*, *JHEP* **05** (2014), 084 [[arXiv:1403.6475](#)].

- [32] H. Kanda, M. Sato, Y. k. Suzuki, T. Takayanagi and Z. Wei, *AdS/BCFT with brane-localized scalar field*, **JHEP** **03** (2023), 105 [[arXiv:2302.03895](#)].
- [33] T. Takayanagi, *Holographic Dual of BCFT*, **Phys. Rev. Lett.** **107**, 101602 (2011) [[arXiv:1105.5165](#)].
- [34] M. Fujita, T. Takayanagi and E. Tonni, *Aspects of AdS/BCFT*, **JHEP** **11** (2011), 043 [[arXiv:1108.5152](#)].
- [35] B. Czech, P. H. Nguyen and S. Swaminathan, *A defect in holographic interpretations of tensor networks*, **JHEP** **03** (2017), 090 [[arXiv:1612.05698](#)].
- [36] G. Cuomo, Z. Komargodski and A. Raviv-Moshe, *Renormalization Group Flows on Line Defects*, **Phys. Rev. Lett.** **128** (2022) no.2, 021603 [[arXiv:2108.01117](#)].
- [37] Y. Liu, H. D. Lyu and J. K. Zhao, *Properties of gapped systems in AdS/BCFT*, **Phys. Rev. D** **107** (2023) no.6, 066017 [[arXiv:2210.02802](#)].
- [38] I. Affleck, N. Laflorencie, E. S. Sorensen, *Entanglement entropy in quantum impurity systems and systems with boundaries*, **J. Phys. A: Math. Theor.** **42** 504009 (2009) [[arXiv:0906.1809](#)].
- [39] M. J. Bhaseen, B. Doyon, A. Lucas and K. Schalm, *Far from equilibrium energy flow in quantum critical systems*, **Nature Phys.** **11** (2015), 5 [[arXiv:1311.3655](#)].
- [40] H. C. Chang, A. Karch and A. Yarom, *An ansatz for one dimensional steady state configurations*, **J. Stat. Mech.** **1406** (2014) no.6, P06018 [[arXiv:1311.2590](#)].
- [41] C. Bachas, Z. Chen and V. Papadopoulos, *Steady states of holographic interfaces*, **JHEP** **11** (2021), 095 [[arXiv:2107.00965](#)].
- [42] D. Anninos and D. M. Hofman, *Infrared Realization of dS_2 in AdS_2* , **Class. Quant. Grav.** **35** (2018) no.8, 085003 [[arXiv:1703.04622](#)].
- [43] A. Almheiri, R. Mahajan, J. Maldacena and Y. Zhao, *The Page curve of Hawking radiation from semiclassical geometry*, **JHEP** **03** (2020), 149 [[arXiv:1908.10996](#)].
- [44] P. Kraus, *Lectures on black holes and the $AdS(3)$ / $CFT(2)$ correspondence*, **Lect. Notes Phys.** **755** (2008), 193-247 [[arXiv:hep-th/0609074](#)].
- [45] J. Maldacena and L. Susskind, *Cool horizons for entangled black holes*, **Fortsch. Phys.** **61** (2013), 781-811 [[arXiv:1306.0533](#)].
- [46] R. C. Myers, S. M. Ruan and T. Ugajin, *Double Holography of Entangled Universes*, [[arXiv:2403.17483](#)].
- [47] S. Leutheusser and H. Liu, *Subalgebra-subregion duality: emergence of space and time in holography*, [[arXiv:2212.13266](#)].