

# Chaotic dynamics under the influence of synthetic magnetic field in optomechanical system

Souvik Mondal,<sup>1,\*</sup> Murilo S. Baptista,<sup>2</sup> and Kapil Debnath<sup>1,2,†</sup>

<sup>1</sup>*Electronics and Electrical Communication Engineering Department, IIT Kharagpur, West Bengal, 721302, India*

<sup>2</sup>*School of Natural and Computing Sciences, University of Aberdeen, Aberdeen AB24 3UE, UK*

The optomechanical systems produce chaotic behaviour due to nonlinear interaction between photons and phonons, and the same systems are used to understand the synthetic fields as well. Here, we report on the study of chaotic behaviour in the presence of a phononic synthetic magnetic field in a closed loop configuration consisting of a single optical mode and two mechanical modes. The modulation phase of the mechanical coupling between the two mechanical modes plays a critical role in determining the mechanical and optical intensity dynamics in the nonlinear regime. Our study shows the dark mode breaking effect in the presence of a synthetic magnetic field, which brings about a complex way of mechanical energy exchange that causes the cavity field to alternate between chaotic and regular behaviour periodically in temporal domain. However in the stronger nonlinear regime the temporal dynamics demonstrate predominantly chaotic behaviour. Besides, with the advent of advanced fabrication technologies, this study holds promises in developing phase tunable integrated low-power chaotic light sources to support efficient optical secure communication systems.

## I. INTRODUCTION

Cavity optomechanical systems allow for significant interaction between the light field and the mechanical vibrations which are being utilized to show various rich classical as well as quantum phenomena [1]. Since the nature of the interaction is fundamentally nonlinear [2–4], the optomechanical cavity provides an ideal platform to observe chaotic phenomenon [5, 6]. Chaos in the optomechanical cavity occurs in the highly nonlinear regime when the driving power of the cavity becomes sufficiently high [7]. The dynamics in the chaotic regime has a noise like behaviour originating from a purely deterministic set of equations and has extremely high sensitive to infinitesimal changes in the initial conditions [8].

A significant amount of studies have been conducted with regards to deeper understanding of the chaotic behaviour in different configurations of optomechanical system as well as in controlling the chaotic behaviour in those system. Ma *et al.* [9] showed the dependence of chaotic behaviour on the frequency difference between the pump and probe field which drive a single optomechanical cavity. Besides, Monifi *et al.* [10] showed in their experimental work the transfer of chaotic behaviour between the pump and probe field in an optomechanical cavity. Zhang *et al.* [11] showed that chaos appears intermittently in a optomechanical cavity. In a non-Hermitian optomechanical configurations, low power generation of chaotic motion is being shown in [12] by breaking the optical Parity-Time ( $\mathcal{PT}$ ) symmetry. Since the configuration in [12] requires active optical gain medium, Bai *et al.* [13] showed the emergence of tunable chaotic behaviour by breaking the sym-

metry in a completely passive optomechanical configuration. Zhang *et al.* [14] showed that the chaotic behaviour is nonreciprocal in a spinning optomechanical cavity. On the other hand Huang *et al.* [15] showed the emergence of chaotic light with a bandpass-bandstop chaotic emission in the spinning cavity utilizing its anti- $\mathcal{PT}$  symmetric behaviour. Therefore the platform of optomechanical systems promise to provide integrated low power chaos-based communication system [16–18], random number generators [19], among other applications of chaos.

On a different context, optomechanical systems also provide a platform to understand synthetic (artificial) fields [20–23] which assist in understanding the topological phases of matter [24], different exotic transport phenomena [25, 26] and others. In our study we are interested in understanding the chaotic behaviour in optomechanical system in the presence of synthetic magnetic fields which is yet to be explored. Our system relies on the phase dependent mechanical coupling between two mechanical modes which give rise to the synthetic magnetic field and the two mechanical modes are coupled to a common optical mode [27]. This type of closed loop configuration are being utilized to show tunable optomechanically induced transparency (OMIT) [28], noise tolerant entanglement [29] and controllable generation of mechanical squeezing by breaking the dark mode effect [30]; and also used to provide enhanced mass sensing [31]. We examine the mechanical dynamics for different phases beyond a threshold driving power and the dynamics display an irregular and nonlinear way of mechanical energy exchange between the two hybridized mechanical modes. We studied the implications of such mechanical dynamics on the evolution of the optical intensity inside the cavity where the periodic appearances of chaos and regular behaviour in temporal domain is observed and the periodicity turned out to be governed by the mechanical coupling rate. These are further clarified by observing the nature of the trajectories in phase space

\* souvikjuetce95@kgpian.iitkgp.ac.in

† kapil.debnath@abdn.ac.uk

as well as the rate of separation of two infinitesimally close trajectories in the phase space. We also showed how the periodic chaos-regular dynamics is suppressed while the chaotic behaviour dominates in the higher driving power levels and explored mechanical coupling phase dependent nature of the dynamics. Therefore, the studies provided an idea of unique dynamics exists in this system at different power levels and also the tunable nature of chaotic motions based on varying mechanical coupling phases. The system of study can be experimentally realized based on one-dimensional (1D) optomechanical crystal cavities [29, 32] or circuit electro-mechanical system [28, 29, 33, 34] and therefore, kept the values of the parameters in our study similar to [32].

The rest of the paper is organized as follows. In Section II, we mathematically model our optomechanical system and mention the procedure to quantify chaotic behaviour. The mechanical dynamics for various situations are being studied in Sec III. In Sec IV the corresponding behaviour of light intensity inside the cavity is studied for the case of low to high driving power levels. Finally, we summarize our results in Sec V.

## II. MATHEMATICAL MODELLING

The configuration of our system is shown in Fig. 1 where there is a single optical mode coupled to two mechanical modes. The mechanical modes are weakly coupled with each other, with the coupling being phase-modulated. Therefore, the configuration forms a closed loop structure as in Fig. 1, and the phase modulation of the mechanical coupling creates a synthetic magnetic flux in the system. Assuming  $\hbar = 1$  the Hamiltonian of the system in the rotating frame of driving laser with frequency  $\omega_L$  is written as

$$H_{\text{free}} = -\Delta \hat{a}^\dagger \hat{a} + \sum_{j=1,2} \omega_{m_j} \hat{b}_j^\dagger \hat{b}_j \quad (1a)$$

$$H_{\text{int}} = J_c (e^{i\theta} \hat{b}_1^\dagger \hat{b}_2 + e^{-i\theta} \hat{b}_1 \hat{b}_2^\dagger) + \sum_{j=1,2} g_{0j} \hat{a}^\dagger \hat{a} (\hat{b}_j^\dagger + \hat{b}_j) \quad (1b)$$

$$H_{\text{drive}} = E(\hat{a} + \hat{a}^\dagger) \quad (1c)$$

$$H_{\text{total}} = H_{\text{free}} + H_{\text{int}} + H_{\text{drive}} \quad (1d)$$

The free Hamiltonian  $H_{\text{free}}$  of the system includes the optical modes (represented by the annihilation and destruction operator  $\hat{a}^\dagger$  and  $\hat{a}$  respectively) with detuning  $\Delta$  and two mechanical modes (represented by the operators  $\hat{b}_{1,2}^\dagger$  and  $\hat{b}_{1,2}$  respectively) with resonance frequency  $\omega_{m_{1,2}}$ . The detuning is defined by the deviation of the laser frequency  $\omega_L$  from the optical cavity resonance  $\omega_{cav}$  such that  $\Delta = \omega_L - \omega_{cav}$ . The interaction terms in  $H_{\text{int}}$  consist of optomechanical interaction term  $g_{0j}$  of the single optical mode with the two mechanical modes and the mechanical coupling term  $J_c$

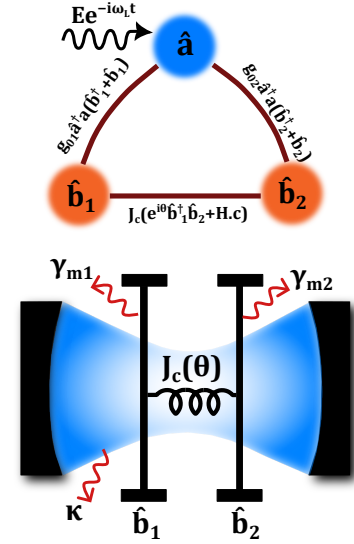


FIG. 1. The schematic of our configuration consisting of single optical mode  $\hat{a}$  coupled to the mechanical modes  $\hat{b}_1$  and  $\hat{b}_2$  with resonance frequency  $\omega_{m_1}$  and  $\omega_{m_2}$  respectively. The mechanical modes are also being coupled mechanically of strength  $J_c$  with phase modulation  $\theta$ .

( $\ll \omega_m$ ) with phase modulation  $\theta$  between the two mechanical modes. Lastly, the  $H_{\text{drive}}$  contains the laser driving strength  $E$ . In terms of input power  $P_{in}$  the drive amplitude is written as  $E = \sqrt{\frac{2\kappa P_{in}}{\hbar\omega_L}}$  where  $\kappa$  is the decay rate of the optical cavity. The semi-classical Heisenberg-Langevin dynamical equations for the complex light field ( $a \equiv \langle \hat{a} \rangle$ ) and the dimensionless complex mechanical displacement ( $b_{1,2} \equiv \langle \hat{b}_{1,2} \rangle$ ) without consideration of any classical noises are given by

$$\dot{a} = i \left( \Delta + 2 \sum_{j=1,2} g_{0j} \text{Re}(b_j) \right) a - \frac{\kappa}{2} a + E \quad (2a)$$

$$\dot{b}_1 = - \left( i\omega_{m_1} + \frac{\gamma_{m_1}}{2} \right) b_1 + iJ_c e^{i\theta} b_2 + ig_{01} |a|^2 \quad (2b)$$

$$\dot{b}_2 = - \left( i\omega_{m_2} + \frac{\gamma_{m_2}}{2} \right) b_2 + iJ_c e^{-i\theta} b_1 + ig_{02} |a|^2 \quad (2c)$$

The decay rate of the mechanical vibration in each membrane is denoted by  $\gamma_{m_{1,2}}$ . Under steady-state condition, the average values of the variables are written as

$$\bar{a} = \frac{E}{-i\tilde{\Delta} + \frac{\kappa}{2}} \quad (3a)$$

$$\bar{b}_1 = \frac{iJ_c e^{i\theta}}{i\omega_{m_1} + \frac{\gamma_{m_1}}{2}} \bar{b}_2 + \frac{ig_{01} |\bar{a}|^2}{i\omega_{m_1} + \frac{\gamma_{m_1}}{2}} \quad (3b)$$

$$\bar{b}_2 = \frac{iJ_c e^{-i\theta}}{i\omega_{m_2} + \frac{\gamma_{m_2}}{2}} \bar{b}_1 + \frac{ig_{02} |\bar{a}|^2}{i\omega_{m_2} + \frac{\gamma_{m_2}}{2}} \quad (3c)$$

In the Eq. (3) the effective detuning is given by  $\tilde{\Delta} = \Delta + 2 \left[ \sum_{j=1,2} g_{0j} \text{Re}(\bar{b}_j) \right]$ . The Eq. (2) has been solved

numerically since chaos appears in the highly nonlinear regime and analytic solutions in the nonlinear regime are generally difficult to obtain.

The characterization of the chaotic behaviour would require the knowledge of the dynamics of the perturbed

quantities  $\vec{\delta} = (\delta a_r, \delta a_{im}, \delta b_{1r}, \delta b_{1im}, \delta b_{2r}, \delta b_{2im})$ , which is given by the variational equation  $\dot{\vec{\delta}} = M\vec{\delta}$  after linearizing Eq. (2). The matrix  $M_{6 \times 6}$  is denoted by

$$M_{6 \times 6} = \begin{pmatrix} -\frac{\kappa}{2} & -\Delta - 2 \sum_{j=1,2} g_{0j} \text{Re}(b_j) & -2g_{01} \text{Im}(a) & 0 & -2g_{02} \text{Im}(a) & 0 \\ \Delta + 2 \sum_{j=1,2} g_{0j} \text{Re}(b_j) & -\frac{\kappa}{2} & 2g_{01} \text{Re}(a) & 0 & 2g_{02} \text{Re}(a) & 0 \\ 0 & 0 & -\frac{\gamma_{m1}}{2} & \omega_{m1} & -J_c \sin\theta & -J_c \cos\theta \\ 2g_{01} \text{Re}(a) & 2g_{01} \text{Im}(a) & -\omega_{m1} & -\frac{\gamma_{m1}}{2} & J_c \cos\theta & -J_c \sin\theta \\ 0 & 0 & J_c \sin\theta & -J_c \cos\theta & -\frac{\gamma_{m2}}{2} & \omega_{m2} \\ 2g_{02} \text{Re}(a) & 2g_{02} \text{Im}(a) & J_c \cos\theta & J_c \sin\theta & -\omega_{m2} & -\frac{\gamma_{m2}}{2} \end{pmatrix} \quad (4)$$

and the subscript ‘r’ and ‘im’ denote the real and imaginary part of the perturbation of the semi-classical variables  $a$ ,  $b_1$  and  $b_2$ , respectively. The chaotic dynamics are verified by computing the largest Lyapunov exponent (LLE), which denotes the rate of separation of the infinitesimally close trajectories [35, 36] along the most unstable direction. We are interested in the perturbed value of the optical intensity given by  $\delta I = [\text{Re}(a) + \delta a_r]^2 + [\text{Im}(a) + \delta a_{im}]^2 - |a|^2$  and therefore for a time duration  $t = 0$  to  $t = T$ , the LLE is defined by

$$\text{LLE} = \lim_{T \rightarrow 0} \frac{1}{T} \ln \left| \frac{\delta I(T)}{\delta I(0)} \right| \quad (5)$$

where  $\delta I(T)$  is obtained by solving Eq. (2) and the variational equation  $\dot{\vec{\delta}} = M\vec{\delta}$  with  $\delta I(0) \rightarrow 0$ . But for a longer time duration, the LLE is rewritten as

$$\begin{aligned} \text{LLE} &= \lim_{N \rightarrow \infty} \frac{1}{N} \lim_{\tau \rightarrow 0} \frac{1}{\tau} \ln \left| \frac{\delta I(N\tau)}{\delta I((N-1)\tau)} \frac{\delta I((N-1)\tau)}{\delta I((N-2)\tau)} \right. \\ &\quad \left. \cdots \frac{\delta I(\tau)}{\delta I(0)} \right| \\ &= \lim_{N \rightarrow \infty} \frac{1}{N} \sum_{k=1}^{k=N} \lim_{\tau \rightarrow 0} \frac{1}{\tau} \ln \left| \frac{\delta I(k\tau)}{\delta I((k-1)\tau)} \right| \end{aligned} \quad (6)$$

where  $N$  is the total number of iterations involved in solving Eq. (2) and the variational equation, with each integration time step given by  $\tau$  ( $\tau$  is chosen to be  $1/100^{\text{th}}$  times of the time period of the mechanical oscillation) such that the total time duration  $T = N\tau$ . Now, after each integration time step the perturbed quantities are normalized by the norm, that is,  $\vec{\delta}(k\tau) = \vec{\delta}(k\tau)/\|\vec{\delta}(k\tau)\|$ , such that the perturbed trajectory remains close to the non-perturbed trajectory. A positive value of LLE indicates chaotic oscillation, while the negative implies regular motions.

In our study, the values of the parameters are based on the experimental work [32] where two optomechanical cavities in a 1D optomechanical crystal are coupled both optically and mechanically. The closed loop configuration of Fig. 1 can be obtained by adiabatically

eliminating one of the optical modes [29, 32] in the large detuned regime. Therefore, the values of the parameters are chosen as  $\omega_{m1} = \omega_{m2} = \omega_m = 2\pi \times 6$  GHz,  $\kappa = 2\pi \times 1.03$  GHz,  $g_{01} = g_{02} = g_0 = 2\pi \times 0.76$  MHz and  $\gamma_{m1} = \gamma_{m2} = \gamma_m = 2\pi \times 1$  MHz. The mechanical coupling rate is fixed at  $J_c = 20.6$  MHz ( $\ll \omega_m$ ) and the driving laser is operated in the blue detuned regime, which is set at  $\Delta = \omega_m$ .

### III. TEMPORAL MECHANICAL DYNAMICS

In this section, we discussed the effect of synthetic magnetism in breaking the dark mode effect in the linear regime. Under this situation, we study in detail the nature of the dynamics of the mechanical oscillators for different mechanical coupling phases.

#### A. Linearized Hamiltonian

Here, the Hamiltonian in Eq. (1) is being linearized by considering the operators as fluctuation operators around steady-state values, which is  $\hat{o} = \bar{o} + \delta\hat{o}$  (where  $\hat{o} = \hat{a}, \hat{b}_1, \hat{b}_2$ ) and  $\bar{o}$  is given in Eq. (3). After linearization, the rotating wave approximation (RWA) is applied under the situation of blue-detuned driving of the cavity to obtain the resultant Hamiltonian as

$$\begin{aligned} H_{\text{RWA}} &= -\Delta \delta\hat{a}^\dagger \delta\hat{a} + \sum_{j=1,2} \omega_{m_j} \delta\hat{b}_j^\dagger \delta\hat{b}_j + J_c (e^{i\theta} \delta\hat{b}_1^\dagger \delta\hat{b}_2 \\ &\quad + e^{-i\theta} \delta\hat{b}_1 \delta\hat{b}_2^\dagger) + \sum_{j=1,2} G_j (\delta\hat{b}_j^\dagger \delta\hat{a}^\dagger + \delta\hat{b}_j \delta\hat{a}) \end{aligned} \quad (7)$$

where  $G_j$  is the effective optomechanical strength defined by  $G_{1,2} = g_{01,2} \bar{a}$  and  $\bar{a}$  assumed to be real. In the absence of synthetic magnetism ( $J_c = 0$ ) the mechanical modes can be represented with two hybridized modes, which are the bright ( $\hat{b}_+$ ) and the dark mode ( $\hat{b}_-$ ) and they are

defined by

$$\hat{b}_+ = \frac{G_1 \delta \hat{b}_1 + G_2 \delta \hat{b}_2}{\sqrt{G_1^2 + G_2^2}} \quad (8a)$$

$$\hat{b}_- = \frac{G_2 \delta \hat{b}_1 - G_1 \delta \hat{b}_2}{\sqrt{G_1^2 + G_2^2}} \quad (8b)$$

where the operators satisfy the commutation relation  $[\hat{b}_\pm, \hat{b}_\pm^\dagger] = 1$ . The bright mechanical mode couples with the cavity field with the effective optomechanical strength given by  $G_+ = \sqrt{G_1^2 + G_2^2}$  whereas the dark mechanical mode does not interact with the cavity field. But in the presence of synthetic magnetism ( $J_c \neq 0$ ), the dark mode effect is broken [28, 29, 37] and therefore, the cavity field interacts with the dark mode as well. This can be understood by defining another two new modified mechanical mode operators, which are given by

$$\hat{\tilde{b}}_+ = f_1 \delta \hat{b}_1 - f_2 e^{i\theta} \delta \hat{b}_2 \quad (9a)$$

$$\hat{\tilde{b}}_- = f_2 e^{-i\theta} \delta \hat{b}_1 + f_1 \delta \hat{b}_2 \quad (9b)$$

where the operators follow  $[\hat{\tilde{b}}_\pm, \hat{\tilde{b}}_\pm^\dagger] = 1$  and

$$f_1 = \frac{|\delta \tilde{\omega}|}{\sqrt{\delta \tilde{\omega}^2 + J_c^2}}, \quad f_2 = \frac{J_c f_1}{\delta \tilde{\omega}} \quad (10)$$

with  $\delta \tilde{\omega} = \tilde{\omega}_- - \omega_{m_1}$  and the resonance frequencies corresponding to the modified hybridized modes  $\hat{\tilde{b}}_\pm$  are defined by

$$\tilde{\omega}_\pm = \frac{\omega_{m_1} + \omega_{m_2}}{2} \pm \frac{\sqrt{(\omega_{m_1} - \omega_{m_2})^2 + 4J_c^2}}{2} \quad (11)$$

In this scenario, the Hamiltonian in Eq. (7) is written as

$$H'_{\text{RWA}} = -\Delta \delta \hat{a}^\dagger \hat{a} + \tilde{\omega}_+ \hat{\tilde{b}}_+^\dagger \hat{\tilde{b}}_+ + \tilde{\omega}_- \hat{\tilde{b}}_-^\dagger \hat{\tilde{b}}_- + \tilde{G}_+ (\hat{\tilde{b}}_+^\dagger \delta \hat{a}^\dagger + \hat{\tilde{b}}_+ \delta \hat{a}) + \tilde{G}_- (\hat{\tilde{b}}_-^\dagger \delta \hat{a}^\dagger + \hat{\tilde{b}}_- \delta \hat{a}) \quad (12)$$

where  $\tilde{G}_+ = f_1 G_1 - e^{-i\theta} f_2 G_2$  and  $\tilde{G}_- = f_1 G_2 + e^{+i\theta} f_2 G_1$ . As per the chosen values of the parameters in the previous section,  $G_1 = G_2 = G$  and  $\omega_{m_1} = \omega_{m_2} = \omega_m$  and thereby  $\tilde{G}_\pm = G(1 \pm e^{\mp i\theta})/\sqrt{2}$ . For  $\theta = n\pi$  (where  $n = 0, 1, 2, \dots$ ) either of  $\tilde{G}_+$  or  $\tilde{G}_-$  is 0 which implies one of the hybridized mechanical modes  $\hat{\tilde{b}}_\pm$  is coupled to the cavity field. Interestingly, for  $\theta \neq n\pi$ , the cavity field couples to both mechanical modes. Even though the effective linearized Hamiltonian in Eq. (12) would not convey the whole information about the chaotic behaviour but the fact the two hybridized mechanical modes interact with the common cavity field for  $\theta \neq n\pi$  has its effect in the temporal dynamics as we would see in the upcoming sections.

## B. Numerical results

We solved Eq. (2) numerically using Runge-Kutta method to obtain the solutions of the mechanical displacements of the oscillators. The initial condition of all

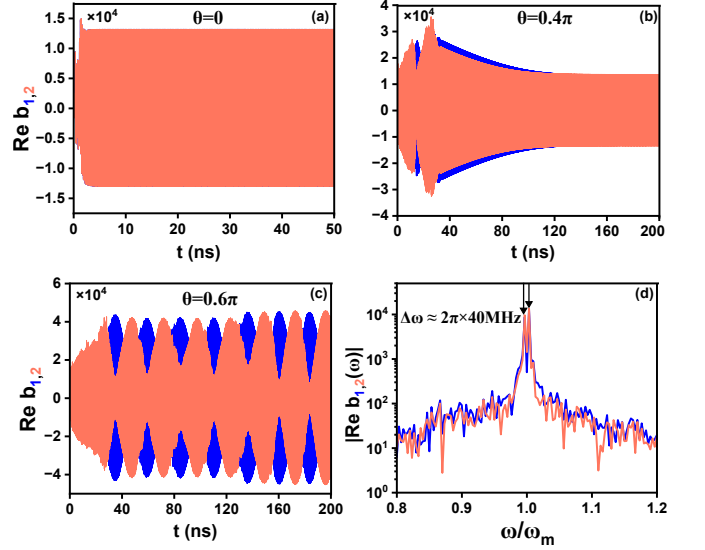


FIG. 2. The mechanical dynamics  $\text{Re } b_{1,2}$  of the two oscillators for the phase of (a)  $\theta = 0$ , (b)  $\theta = 0.4\pi$  and (c)  $\theta = 0.6\pi$ . (d) The mechanical spectrum corresponding to (c) showing two prominent peaks (as denoted by two arrows) of gap  $\Delta\omega = 2\pi \times 40\text{MHz}$  along with the presence of frequency peaks in a continuous manner. The values of the parameters are described in the main text with the driving power  $E$  fixed at  $4000\omega_m$ .

the dynamical variables was kept to zero. We kept the driving power fixed at  $E = 4000\omega_m$  in the numerical simulation and explored the behaviour of the dynamics for different phases  $\theta$  of the mechanical coupling  $J_c$ . We plot the mechanical displacement dynamics  $x_{1,2} \propto \text{Re } b_{1,2}$  in Fig. 2 for three different values of phases, namely  $\theta = 0$ ,  $\theta = 0.4\pi$  and  $\theta = 0.6\pi$ . The total considered time of observing the dynamics for all cases is between the time interval  $1/\kappa \ll t < 1/\gamma_m$ . We plot the mechanical displacement dynamics in Fig. 2(a) for the case of  $\theta = 0$  (valid for  $\theta = n\pi$  as well) where we see that after a small transient time on the scale of  $1/\kappa$  ( $\approx 1\text{ns}$ ) the displacement dynamics in both the mechanical oscillators evolves in a sinusoidal manner with frequency close to  $\omega_m$  and with the same amplitude of oscillations. The dynamics become interesting when the phase deviates from  $\theta = 0$  as observed in Fig. 2(b) and 2(c). When the phase is tuned to  $\theta = 0.4\pi$ , certain modulations in the amplitude of oscillation of the mechanical resonators appear, as plotted in Fig. 2(b), which sustains for a time duration of approximately 80ns. The nature of the modulations of the amplitudes in Fig. 2(b) indicates a certain way of energy exchange between two energy levels, but the process of exchange is not linear. Here, the energy levels corresponds to the modes  $\hat{\tilde{b}}_\pm$  with their resonance frequency  $\tilde{\omega}_\pm$ . The underlying mechanism of the dynamics for the case of  $\theta = 0.4\pi$  is that when the optical cavity is driven with blue detuned laser, the phonons are being accumulated corresponding to both the modes  $\hat{\tilde{b}}_\pm$ .

If the number of phonons in those modes is sufficiently high for a given driving power and the phase is maintained at  $\theta \neq n\pi$ , there occurs a possibility of a strong exchange of phonons between those modes mediated by the photons in the optical cavity. Therefore, based on the dynamics in Fig. 2(b), we infer that the same phenomenon has occurred but there is only one mechanical energy exchange cycle, and thereby, the amplitude modulations cannot sustain for a longer time duration. The interesting part of the dynamics lies in the irregular appearances of abrupt small spikes about the envelope of the amplitude as well as the irregular process of mechanical energy exchange, which is understood from the way the amplitude dips and rises over time. To understand even more clearly, it is better to observe the dynamics for the case of  $\theta = 0.6\pi$  where the mechanical energy exchange process associated with strong optomechanical nonlinearities remains sustained for a longer time duration, which is shown in Fig. 2(c). It is quite clear from the evolution of amplitude that it dips and rises irregularly in every cycle, and abrupt small spikes also appear about the envelope of the amplitudes. Two possible factors that decide this form of behaviour are the amount of driving power (implies more phonons and photons being involved) and the strength of effective coupling of the cavity field to that of  $\hat{b}_{\pm}$ . Suppose the strength of  $G_+^{(\text{nonlinear})}$  in the nonlinear regime becomes comparable to  $G_-^{(\text{nonlinear})}$ , a proper optical “path” is established that facilitates the sustained energy exchange process and if either of  $G_+^{(\text{nonlinear})}$  or  $G_-^{(\text{nonlinear})}$  dominates, the optical “path” becomes weak which suppresses the sustained exchange process. To verify that the mechanical energy exchange process indeed involves the modes  $\hat{b}_{\pm}$ , we numerically computed the displacement spectrum of the mechanical oscillators in Fig. 2(d) by performing Fast Fourier Transform (FFT). Both the spectrum of the mechanical oscillator shows two prominent peaks as indicated by the two arrows. The frequency gap  $\Delta\omega$  between the two peaks is about  $2\pi \times 40\text{MHz}$  which is close to the value  $\tilde{\omega}_+ - \tilde{\omega}_- = 2J_c$ . Therefore, the appearance of these two peaks shows the prominent mechanical energy exchange process involving the aforementioned modes but the exchange process is associated with strong nonlinearity, as evident from the noise-like continuous spectrum in the background. This nature of the mechanical dynamics impacts the optical intensity dynamics, where it periodically varies from a chaotic state to regular state and vice-versa in the temporal domain, which are explained in the next section.

It is convenient to map the frequency response of the mechanical oscillations in the parametric space of the driving power  $E$  and the phase  $\theta$  to understand better the operational regime of the obtained nonlinear dynamics. Therefore, we plotted the frequency peaks in Fig. 3 under the variations of the phase  $\theta$  from 0 to  $2\pi$  and the driving power  $E$  from  $2000\omega_m$  to  $15000\omega_m$ . The mechanical spectrum is computed after the transient dynamics

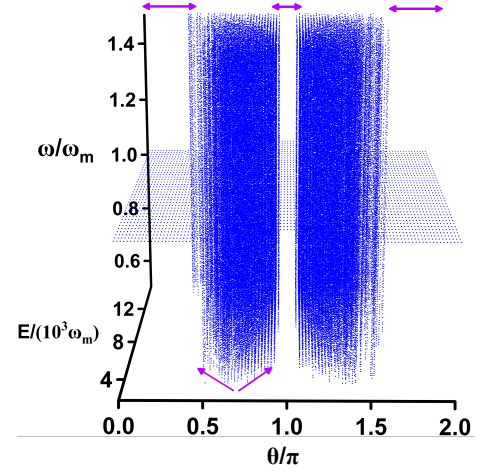


FIG. 3. The peaks of the mechanical spectrum  $x_1(\omega) \propto \text{Re } b_{1,2}(\omega)$  under the variation of the driving power  $E$  and the phase  $\theta$  which provides a comprehensive visualizations of the regime of strong nonlinear dynamics. The horizontal arrows around  $\theta = 0$ ,  $\theta = \pi$  and  $\theta = 2\pi$  at the top of the plot shows an approximate region where the irregular nonlinear dynamics is absent and the bottom arrows shows the increase in the range of  $\theta$  with increasing  $E$ .

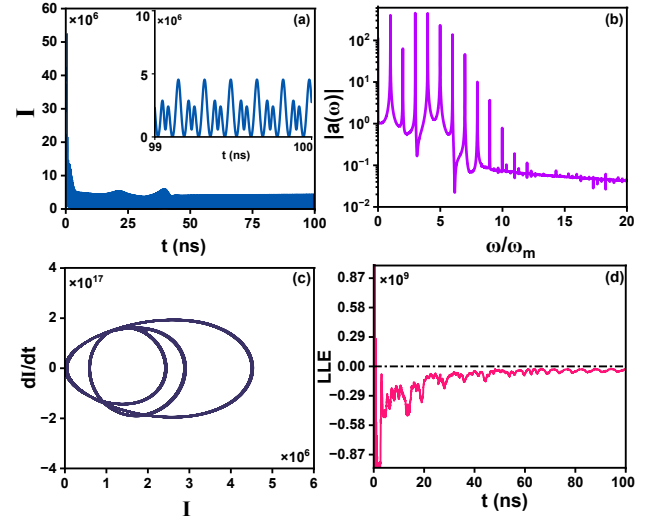


FIG. 4. (a) The dynamics of the intracavity intensity  $I = |a(t)|^2$  at  $E = 2000\omega_m$  with  $\theta = 0.6\pi$ . The inset shows the stable dynamics for a duration of 1 ns. (b) The frequency spectrum  $|a(\omega)|$  of the intracavity field along with (c) optical trajectory in the phase space. (d) The evolution of the LLE with the initial condition of the perturbed quantities are set to  $\vec{\delta}(0) = (10^{-12}, 10^{-12}, 10^{-12}, 10^{-12}, 10^{-12}, 10^{-12})$ .

have died out. The single frequency peaks appear below  $E \approx 3000\omega_m$  for all values of  $\theta$ , which says that the optomechanical nonlinearity is not sufficient to observe any irregular dynamics. The equivalent input power  $P_{in}$  corresponding to  $E = 3000\omega_m$  turns out to be around 0.12W, by assuming  $\omega_L = 2\pi \times 193 \text{ THz}$ . But when the driving power becomes sufficient, a continuous range

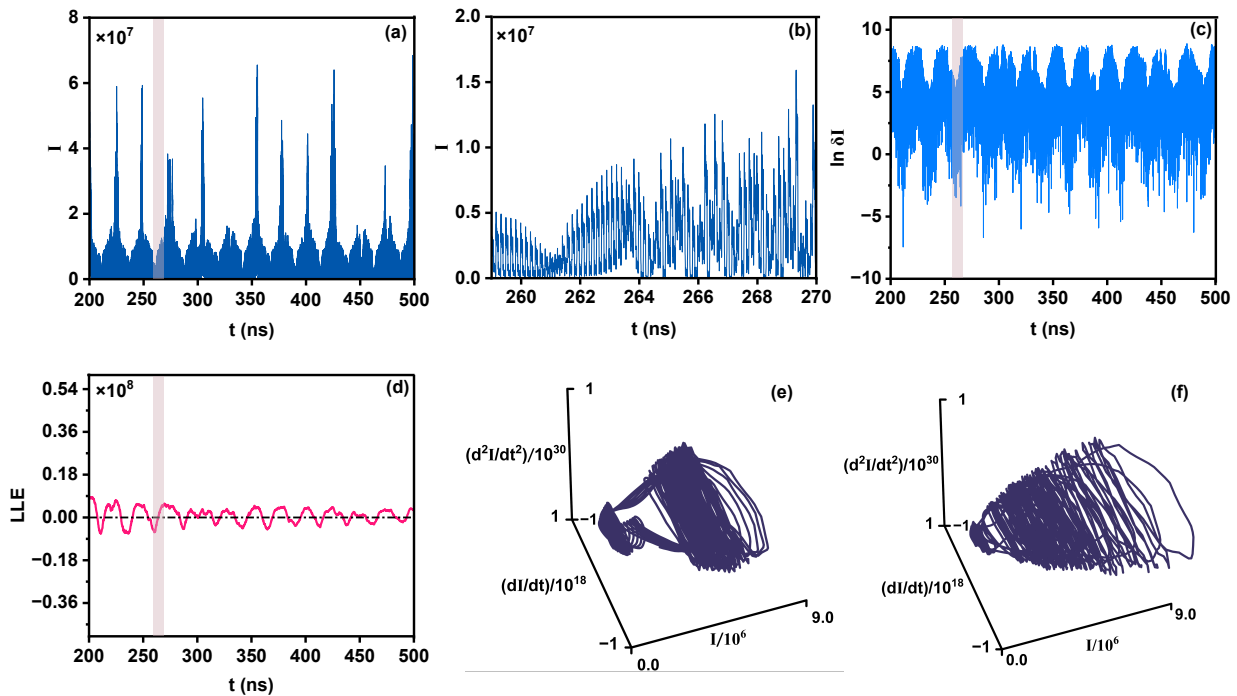


FIG. 5. (a) The stable dynamics of the intracavity intensity  $I$  at  $E = 4000\omega_m$  with  $\theta = 0.6\pi$ . (b) The magnified plot indicated by the shaded region in (a) depicts two different nature of the evolution of  $I$ . (c) The dynamics of  $\ln \delta I$  over time and (d) the corresponding evolution of the LLE. The optical trajectories in the three dimensional phase space for the case of (e) regular behaviour obtained for time duration 259ns  $\rightarrow$  260ns and (f) chaotic behaviour obtained for time duration 264ns  $\rightarrow$  265ns. The initial condition  $\vec{\delta}(0)$  is same as in Fig. 4.

of frequency peaks indicating strong nonlinearity and erratic evolution of mechanical dynamics, appear for a certain range of  $\theta$ 's, and this range gradually increases as the driving power level becomes higher (follow the bottom arrows in Fig. 3). The spectrum shows single peaks in the region around  $\theta = 0, \pi, 2\pi$ , which are indicated by the horizontal arrows at the top of Fig. 3. Thus, based on the spectrum in Fig. 3, we observe a strong dependence of the behaviour of mechanical oscillations on the mechanical coupling phase  $\theta$ . Eventually, the continuous range of frequency peaks would appear for all values of  $\theta$ 's with the further increase of  $E$ . In the perspective of the nature of mechanical coupling, the behaviour of the spectrum around  $\theta = n\pi$  corresponds to dominant contributions from real-valued  $J_c$  whereas for other cases, the coupling has contributions from both real and imaginary parts or dominant imaginary parts. So, the interplay of real and imaginary mechanical coupling between  $\hat{b}_1$  and  $\hat{b}_2$  greatly decides the mechanical dynamics in the cavity.

#### IV. DYNAMICS OF THE INTRACAVITY INTENSITY

In this section, we study the effect of mechanical oscillations on the dynamics of the optical intensity inside the cavity. Particularly, we observe the unique dynamics at three different power levels, from low to high.

*Regular behaviour:* In this scenario, the driving power is set to  $E = 2000\omega_m$  with fixed phase  $\theta = 0.6\pi$  and after transient behaviour, the dynamics settle into regular oscillations which is shown in Fig. 4(a). Such regular oscillations give rise to higher order sidebands in the optical spectrum with uniform frequency spacing  $\omega_m$  as plotted in Fig. 4(b). The corresponding trajectory of the optical intensity is shown in Fig. 4(c). To verify that the dynamics is indeed regular, we plotted the evolution of the LLE in Fig. 4(d) where we observe the LLE achieves steady negative values.

*Periodic appearances of chaos:* Now, the driving power level is increased to  $E = 4000\omega_m$  same as in the previous section, and also kept the coupling phase at  $\theta = 0.6\pi$  such that we can understand the intriguing effects of the mechanical dynamics observed in Fig. 2(c) on the cavity field. The resultant steady dynamics of the optical intensity inside the cavity at the mentioned operating point is provided in Fig. 5(a) where we see that there exists a dip and rise in the value of the intensity in a periodic fashion. A magnified plot of the dynamics from 259ns  $\rightarrow$  270ns is shown in Fig. 5(b) where it shows a time window in which the intensity dynamics evolve in a regular fashion. Then starting from about  $t = 264$ ns, the nature of the dynamics changed to a more erratic way indicating a probable chaotic behaviour. To quantify this behaviour we plotted the evolution of the logarithm of  $\delta I$  over time in Fig. 5(c), where  $\ln \delta I$  falls and rises in a



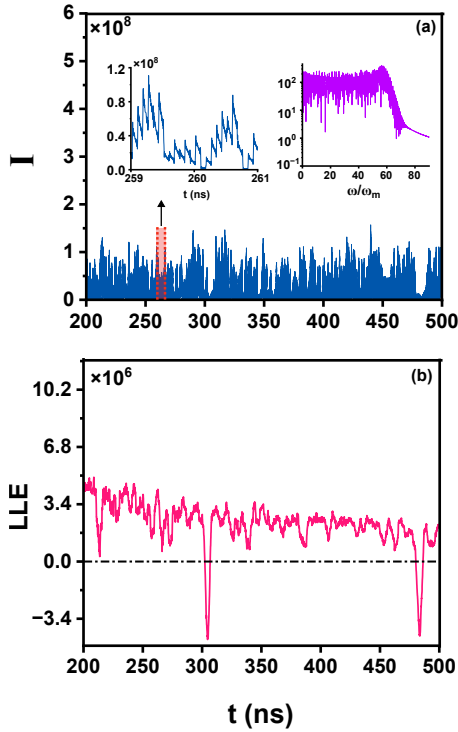


FIG. 6. (a) The stable chaotic dynamics of the optical intensity in which the left inset shows the magnified plot of the shaded region and the right inset shows the continuous optical spectrum  $|a(\omega)|$ . (b) The steady evolution of the positive LLE over time with the initial condition  $\bar{\delta}(0)$  kept same as in Fig. 4.

periodic manner which indicates that the perturbed trajectory converges and diverges respectively towards (and from) the original trajectory. The corresponding evolution of LLE is shown in Fig. 5(d) which shows that the LLE become positive (negative) when the trajectories diverge (converge) which is clearly understandable from the shaded region in Fig. 5. The periodicity of the appearance of chaotic and regular dynamics, as calculated from the dynamics, is closer to the frequency gap  $\Delta\omega = 2J_c$  between the two hybridized modes  $\hat{b}_{\pm}$ . This implies that by breaking the dark mode through synthetic magnetic field, introduce periodic occurrence of chaotic and regular dynamics and the mechanical coupling rate plays an essential role in determining the periodicity. The optical intensity trajectories in the three dimension phase space also helps to visualize the distinct nature between the chaotic and regular dynamics as shown in Fig. 5(e) and 5(f) respectively, where the chaotic dynamics follows a more complex trajectory. Now, these nature of the dynamics gradually diminishes with the increase of driving power level as full chaotic behaviour starts to dominate because of the increased optomechanical nonlinearity. By observing the dynamics we roughly estimate the driving power level to be  $E = 10000\omega_m$ , beyond which the full chaotic behaviour govern the dynamics.

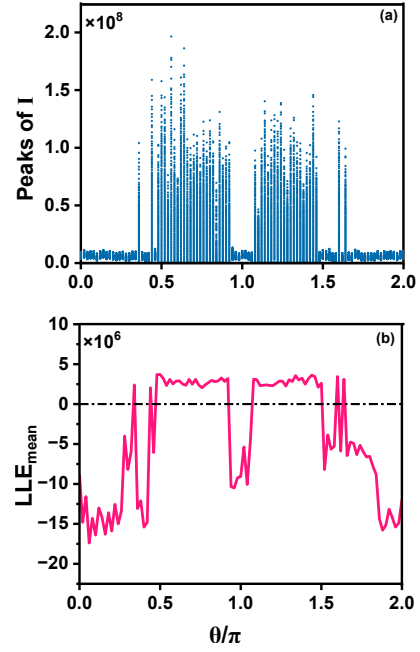


FIG. 7. (a) The collected peaks of the optical intensity at fixed driving power level  $E = 12000\omega_m$  along with (b) variation of the mean LLE for varying mechanical coupling phase  $\theta$ .

*Chaotic behaviour:* In this case the driving power level is increased to  $E = 12000\omega_m$  with the coupling phase fixed at  $\theta = 0.6\pi$ . The nature of the intensity dynamics in Fig. 6(a) suggest that it is dominated by the chaotic behaviour and the periodic nature of chaos-regular behaviour diminished. The magnified plot of the dynamics in the time window indicated by the shaded region is shown in the left inset of Fig. 6 (a). The right inset shows the continuous optical spectrum in this operating regime. The chaotic dynamics is confirmed by the evolution of the LLE over time in Fig. 6(b) where we see that the LLE has positive values except for few certain time duration where LLE becomes negative. Since the steady evolution has fluctuating part, one can calculate the mean of the time series to estimate the LLE and the estimation becomes even better if the LLE are calculated for longer maximum simulation time. The chaotic dynamics are being explored for different phase values ranging from 0 to  $2\pi$  through the bifurcation plot in Fig. 7(a). The bifurcation plot is constructed by collecting the peaks of stable intensity dynamics for a time duration of 10ns. The relatively heightened portions in the plot indicates the dominant chaotic behaviour and such heightened portions occupies  $\theta$  approximately in the range  $0.44\pi \lesssim \theta \lesssim 0.92\pi$  and  $1.08\pi \lesssim \theta \lesssim 1.46\pi$ . The mean LLE is obtained for varying  $\theta$  in Fig. 7(b) where the heightened portions closely matches with the positive values of LLE and the obtained value is roughly three order less than the mechanical resonance frequency.

Therefore, in our system, we get a comprehensive idea

about the unique nature of the chaotic dynamics of the intracavity intensity when the driving power varies from low to high level and also got an idea of the phase dependent nature of the dynamics. The chaos appears for the input power of  $P_{in} \approx 7$  W in an single optomechanical cavity by assuming the same values of parameter in our system. On the other hand, the power requirements to induce periodic chaos-regular behaviour in our system is around 0.12 W and that of fully chaotic dynamics to be around 1.4 W. Thus, the power requirements to induce chaos has become considerably lower.

## V. SUMMARY

In summary, we discussed both the nonlinear dynamics of mechanical displacement and the intracavity intensity in the presence of the synthetic magnetic field. The breaking of the dark mode in the presence of a synthetic magnetic field has allowed an irregular and highly nonlinear mechanical energy exchange between the two hybridized mechanical modes, provided the driving op-

tical power is sufficient. The knowledge of the mechanical spectrum is used to map the operational regime of such dynamics under varying driving amplitudes and the mechanical coupling phase. Next, we observed the behaviour of the intensity dynamics inside the cavity, providing an intuitive idea of the effect of strong nonlinear mechanical dynamics on the cavity fields. At a sufficient driving power level, the temporal dynamics is characterized by the periodic appearances of chaotic and regular behaviour in which the periodicity is governed by the mechanical coupling rate. The evolution of the largest Lyapunov exponent over time is used to quantify this behaviour alongside observing the phase portrait, optical frequency spectrum and the perturbation evolution. Lastly, the dominant chaotic behaviour is observed at a higher driving power level, and its mechanical coupling phase-dependent nature is shown through a bifurcation plot. In terms of practical applicability, the study holds promises in showing low power generation of chaotic signals in an integrated optomechanical system, and the phase of the mechanical coupling provides an additional degree of freedom to control the chaotic behaviour as well.

- 
- [1] M. Aspelmeyer, T. J. Kippenberg, and F. Marquardt, Cavity optomechanics, *Reviews of Modern Physics* **86**, 1391 (2014).
  - [2] M. Hossein-Zadeh, H. Rokhsari, A. Hajimiri, and K. J. Vahala, Characterization of a radiation-pressure-driven micromechanical oscillator, *Physical Review A* **74**, 023813 (2006).
  - [3] T. Carmon, H. Rokhsari, L. Yang, T. J. Kippenberg, and K. J. Vahala, Temporal behavior of radiation-pressure-induced vibrations of an optical microcavity phonon mode, *Physical review letters* **94**, 223902 (2005).
  - [4] S. Mondal and K. Debnath, Controllable optical-sideband generation and synchronization in a mechanical gain-loss optomechanical system, *Physical Review A* **108**, 023517 (2023).
  - [5] T. Carmon, M. Cross, and K. J. Vahala, Chaotic quivering of micron-scaled on-chip resonators excited by centrifugal optical pressure, *Physical review letters* **98**, 167203 (2007).
  - [6] D. Navarro-Urrios, N. E. Capuj, M. F. Colombano, P. D. García, M. Sledzinska, F. Alzina, A. Griol, A. Martínez, and C. M. Sotomayor-Torres, Nonlinear dynamics and chaos in an optomechanical beam, *Nature communications* **8**, 14965 (2017).
  - [7] L. Bakemeier, A. Alvermann, and H. Fehske, Route to chaos in optomechanics, *Physical review letters* **114**, 013601 (2015).
  - [8] J. M. T. Thompson, H. B. Stewart, and R. Turner, Nonlinear dynamics and chaos, *Computers in Physics* **4**, 562 (1990).
  - [9] J. Ma, C. You, L.-G. Si, H. Xiong, J. Li, X. Yang, and Y. Wu, Formation and manipulation of optomechanical chaos via a bichromatic driving, *Physical Review A* **90**, 043839 (2014).
  - [10] F. Monifi, J. Zhang, Ş. K. Özdemir, B. Peng, Y.-x. Liu, F. Bo, F. Nori, and L. Yang, Optomechanically induced stochastic resonance and chaos transfer between optical fields, *nature photonics* **10**, 399 (2016).
  - [11] D.-W. Zhang, C. You, and X.-Y. Lü, Intermittent chaos in cavity optomechanics, *Physical Review A* **101**, 053851 (2020).
  - [12] X.-Y. Lü, H. Jing, J.-Y. Ma, and Y. Wu, P t-symmetry-breaking chaos in optomechanics, *Physical review letters* **114**, 253601 (2015).
  - [13] T.-R. Bai, Z.-D. Chen, J.-Q. Zhang, D. Yan, Z.-W. He, S. Zhang, J. Zhao, and Y. Yu, Tunable optical-gain-induced chaotic dynamics in a hidden pt-symmetric optomechanical system, *Physical Review A* **107**, 033522 (2023).
  - [14] D.-W. Zhang, L.-L. Zheng, C. You, C.-S. Hu, Y. Wu, and X.-Y. Lü, Nonreciprocal chaos in a spinning optomechanical resonator, *Physical Review A* **104**, 033522 (2021).
  - [15] F. Huang, L. Chen, L. Huang, J. Huang, G. Liu, Y. Chen, Y. Luo, and Z. Chen, Tunable anti-parity-time-symmetric chaos in optomechanics, *Physical Review A* **104**, L031503 (2021).
  - [16] G. D. Vanwiggeren and R. Roy, Communication with chaotic lasers, *Science* **279**, 1198 (1998).
  - [17] K. M. Cuomo and A. V. Oppenheim, Circuit implementation of synchronized chaos with applications to communications, *Physical review letters* **71**, 65 (1993).
  - [18] H.-P. Ren, M. S. Baptista, and C. Grebogi, Wireless communication with chaos, *Physical Review Letters* **110**, 184101 (2013).
  - [19] A. Uchida, K. Amano, M. Inoue, K. Hirano, S. Naito, H. Someya, I. Oowada, T. Kurashige, M. Shiki, S. Yoshimori, *et al.*, Fast physical random bit generation with chaotic semiconductor lasers, *Nature Photonics* **2**, 728



- (2008).
- [20] S. Walter and F. Marquardt, Classical dynamical gauge fields in optomechanics, *New Journal of Physics* **18**, 113029 (2016).
  - [21] J. P. Mathew, J. d. Pino, and E. Verhagen, Synthetic gauge fields for phonon transport in a nano-optomechanical system, *Nature nanotechnology* **15**, 198 (2020).
  - [22] Y. Chen, Y.-L. Zhang, Z. Shen, C.-L. Zou, G.-C. Guo, and C.-H. Dong, Synthetic gauge fields in a single optomechanical resonator, *Physical review letters* **126**, 123603 (2021).
  - [23] P. Zapletal, S. Walter, and F. Marquardt, Dynamically generated synthetic electric fields for photons, *Physical Review A* **100**, 023804 (2019).
  - [24] V. Peano, C. Brendel, M. Schmidt, and F. Marquardt, Topological phases of sound and light, *Physical Review X* **5**, 031011 (2015).
  - [25] Z. Yang, F. Gao, X. Shi, X. Lin, Z. Gao, Y. Chong, and B. Zhang, Topological acoustics, *Physical review letters* **114**, 114301 (2015).
  - [26] R. Fleury, A. B. Khanikaev, and A. Alu, Floquet topological insulators for sound, *Nature communications* **7**, 11744 (2016).
  - [27] M. Schmidt, S. Kessler, V. Peano, O. Painter, and F. Marquardt, Optomechanical creation of magnetic fields for photons on a lattice, *Optica* **2**, 635 (2015).
  - [28] D.-G. Lai, X. Wang, W. Qin, B.-P. Hou, F. Nori, and J.-Q. Liao, Tunable optomechanically induced transparency by controlling the dark-mode effect, *Physical Review A* **102**, 023707 (2020).
  - [29] D.-G. Lai, J.-Q. Liao, A. Miranowicz, and F. Nori, Noise-tolerant optomechanical entanglement via synthetic magnetism, *Physical Review Letters* **129**, 063602 (2022).
  - [30] J. Huang, D.-G. Lai, and J.-Q. Liao, Controllable generation of mechanical quadrature squeezing via dark-mode engineering in cavity optomechanics, *Phys. Rev. A* **108**, 013516 (2023).
  - [31] S. M. Tchounda, P. Djorwé, S. N. Engo, and B. Djafari-Rouhani, Sensor sensitivity based on exceptional points engineered via synthetic magnetism, *Physical Review Applied* **19**, 064016 (2023).
  - [32] K. Fang, J. Luo, A. Metelmann, M. H. Matheny, F. Marquardt, A. A. Clerk, and O. Painter, Generalized non-reciprocity in an optomechanical circuit via synthetic magnetism and reservoir engineering, *Nature Physics* **13**, 465 (2017).
  - [33] F. Massel, T. T. Heikkilä, J.-M. Pirkkalainen, S.-U. Cho, H. Saloniemi, P. J. Hakonen, and M. A. Sillanpää, Microwave amplification with nanomechanical resonators, *Nature* **480**, 351 (2011).
  - [34] F. Massel, S. U. Cho, J.-M. Pirkkalainen, P. J. Hakonen, T. T. Heikkilä, and M. A. Sillanpää, Multimode circuit optomechanics near the quantum limit, *Nature communications* **3**, 987 (2012).
  - [35] J.-P. Eckmann and D. Ruelle, Ergodic theory of chaos and strange attractors, *Reviews of modern physics* **57**, 617 (1985).
  - [36] M. A. Araujo, *Lyapunov exponents and extensivity in multiplex networks*, Ph.D. thesis, University of Aberdeen (2019).
  - [37] D.-G. Lai, J.-F. Huang, X.-L. Yin, B.-P. Hou, W. Li, D. Vitali, F. Nori, and J.-Q. Liao, Nonreciprocal ground-state cooling of multiple mechanical resonators, *Physical Review A* **102**, 011502 (2020).