

EMBODIED ACTIVE DEFENSE: LEVERAGING RECURRENT FEEDBACK TO COUNTER ADVERSARIAL PATCHES

Lingxuan Wu¹, Xiao Yang^{1*}, Yinpeng Dong^{1,2}, Liuwei Xie¹, Hang Su¹, Jun Zhu^{1,2*}

¹ Dept. of Comp. Sci. and Tech., Institute for AI, Tsinghua-Bosch Joint ML Center, THBI Lab, BNRist Center, Tsinghua University, Beijing, 100084, China ² RealAI

{w1x23, yangxiao19}@mails.tsinghua.edu.cn, lxiear@outlook.com

{dongyinpeng, suhangss, dcszj}@mail.tsinghua.edu.cn

ABSTRACT

The vulnerability of deep neural networks to adversarial patches has motivated numerous defense strategies for boosting model robustness. However, the prevailing defenses depend on single observation or pre-established adversary information to counter adversarial patches, often failing to be confronted with unseen or adaptive adversarial attacks and easily exhibiting unsatisfying performance in dynamic 3D environments. Inspired by active human perception and recurrent feedback mechanisms, we develop Embodied Active Defense (EAD), a proactive defensive strategy that actively contextualizes environmental information to address misaligned adversarial patches in 3D real-world settings. To achieve this, EAD develops two central recurrent sub-modules, *i.e.*, a perception module and a policy module, to implement two critical functions of active vision. These models recurrently process a series of beliefs and observations, facilitating progressive refinement of their comprehension of the target object and enabling the development of strategic actions to counter adversarial patches in 3D environments. To optimize learning efficiency, we incorporate a differentiable approximation of environmental dynamics and deploy patches that are agnostic to the adversary’s strategies. Extensive experiments demonstrate that EAD substantially enhances robustness against a variety of patches within just a few steps through its action policy in safety-critical tasks (*e.g.*, face recognition and object detection), without compromising standard accuracy. Furthermore, due to the attack-agnostic characteristic, EAD facilitates excellent generalization to unseen attacks, diminishing the averaged attack success rate by 95% across a range of unseen adversarial attacks.

1 INTRODUCTION

Adversarial patches (Brown et al., 2017) have emerged as a prominent threat to the security of deep neural networks (DNNs) in prevailing visual tasks (Sharif et al., 2016; Thys et al., 2019; Xu et al., 2020; Zhu et al., 2023). These crafted adversarial patches can be maliciously placed on objects within a scene, aiming to induce erroneous model predictions in real-world 3D physical environments. As a result, this poses security risks or serious consequences in numerous safety-critical applications, such as identity verification (Sharif et al., 2016; Yang et al., 2022; Xiao et al., 2021), autonomous driving (Song et al., 2018; Zhu et al., 2023) and security surveillance (Thys et al., 2019; Xu et al., 2020).

Due to the threats, a multitude of defense strategies have been devised to boost the robustness of DNNs. Adversarial training (Madry et al., 2017; Wu et al., 2019; Rao et al., 2020) is one effective countermeasure (Gowal et al., 2021) that incorporates adversarial examples into the training data batch. Besides, input preprocessing techniques like adversarial purification aim to eliminate these perturbations (Xiang et al., 2021; Liu et al., 2022; Xu et al., 2023). Overall, these strategies predominantly serve as **passive defenses**; they mitigate adversarial effects on uncertain monocular observations (Smith & Gal, 2018) with prior knowledge of the adversary (Naseer et al., 2019; Liu et al., 2022; Xu et al., 2023). However, passive defenses possess inherent limitations. First, they remain susceptible to unseen or adaptive attacks (Athalye et al., 2018a; Tramer et al., 2020) that evolve to circumvent the robustness, owing to their dependence on presuppositions regarding the

*X. Yang and J. Zhu are corresponding authors.

adversary’s capabilities. Second, these strategies treat each static 2D image independently without considering the intrinsic physical context and corresponding understanding of the scene and objects in the 3D realm, potentially rendering them less effective in real-world 3D physical environments.

As a comparison, human perception employs extensive scene precedents and spatial reasoning to discern elements that are anomalous or incongruent. Some research (Thomas, 1999; Elsayed et al., 2018) illustrates that human perception can effortlessly pinpoint misplaced patches or objects within 3D environments, even when such discrepancies trigger errors in DNNs on individual viewpoints. Inspired by this, we introduce **Embodied Active Defense (EAD)**, a novel defensive framework that actively contextualizes environmental context and harnesses shared scene attributes to address misaligned adversarial patches in 3D real-world settings. By separately implementing two critical functions of active vision, namely perception and movement, EAD comprises of two primary sub-modules: the perception model and the policy model. The perception model continually refines its understanding of the scene based on both current and past observations. The policy model, in turn, derives strategic actions based on this understanding, facilitating more effective observation collection. Working in tandem, these modules enable EAD to actively improve its scene comprehension through proactive movements and iterative predictions, ultimately mitigating the detrimental effects of adversarial patches. Furthermore, our theoretical analysis also validates the effectiveness of EAD in minimizing uncertainties related to target objects.

However, training an embodied model designed for environmental interactions presents inherent challenges, since the policy and perception models are interconnected through complex and probabilistic environmental dynamics. To tackle this, we employ a deterministic and differentiable approximation of the environment, bridging the gap between the two sub-modules and leveraging advancements in supervised learning. Moreover, to fully investigate the intrinsic physical context of the scene and objects, we deploy adversary-agnostic patches from the Uniform Superset Approximation for Adversarial Patches (USAP). The USAP provides computationally efficient surrogates encompassing diverse potential adversarial patches, thus precluding the overfitting to a specific adversary pattern.

Extensive experiments validate that EAD possesses several distinct advantages over typical passive defenses. First, in terms of **effectiveness**, EAD dramatically improves defenses against adversarial patches by a substantial margin over state-of-the-art defense methods within a few steps. Notably, it maintains or even improves standard accuracy due to instructive information optimal for perceiving target objects in dynamic 3D environments. Second, the attack-agnostic designs allow for exceptional **generalizability** in a wide array of previously unseen adversarial attacks, outperforming state-of-the-art defense strategy, by achieving an attack success rate reduction of 95% across a large spectrum of patches crafted with diverse unseen adversarial attacks. Our contributions are as follows:

- To our knowledge, this work represents the inaugural effort to address adversarial robustness within the context of embodied active defense. Through theoretical analysis, EAD can greedily utilize recurrent feedback to alleviate the uncertainty induced by adversarial patches in 3D environments.
- To facilitate efficient EAD learning within the stochastic environment, we employ a deterministic and differentiable environmental approximation along with adversary-agnostic patches from USAP, thus enabling the effective application of supervised learning techniques.
- Through exhaustive evaluations, we demonstrate that our EAD significantly outperforms contemporary advanced defense methods in both effectiveness and generalization based on two safety-critical tasks, including face recognition and object detection.

2 BACKGROUND

In this section, we introduce the threat from adversarial patches under a 3D environment and their corresponding defense strategy. Given a scene $\mathbf{x} \in \mathcal{X}$ with its ground-truth label $y \in \mathcal{Y}$, the perception model $f : \mathcal{O} \rightarrow \mathcal{Y}$ aims to predict the scene annotation y using the image observation $o_i \in \mathcal{O}$. The observation o_i is derived from scene \mathbf{x} conditioned on the camera’s state s_i (e.g., camera’s position and viewpoint). The function $\mathcal{L}(\cdot)$ denotes a task-specific loss function (e.g., cross-entropy loss for classification).

Adversarial patches. Though adversarial patches are designed to manipulate a specific region of an image to mislead the image classifiers (Brown et al., 2017), they have now evolved to deceive various perception models (Sharif et al., 2016; Song et al., 2018) under 3D environment (Eykholt et al., 2018; Yang et al., 2022; Zhu et al., 2023; Yang et al., 2023). Formally, an adversarial patch p is

introduced to the image observation o_i , and results in erroneous prediction of the perception model f . Typically, the generation of adversarial patches in 3D scenes (Zhu et al., 2023) emphasizes solving the optimization problem presented as:

$$\max_p \mathbb{E}_{s_i} \mathcal{L}(f(A(o_i, p; s_i)), y), \quad (1)$$

where $A(\cdot)$ denotes the applying function to project adversarial patch p from the 3D physical space to 2D perspective views of camera observations o_i based on the camera’s state s_i . This approach provides a more general 3D formulation for adversarial patches. By specifying the state s_i as a mixture of 2D transformations and patch locations, it aligns with the 2D formulation by Brown et al. (2017). To ensure clarity in subsequent sections, we define the set of adversarial patches \mathbb{P}_x that can deceive the model f under scene x as:

$$\mathbb{P}_x = \{p \in [0, 1]^{H_p \times W_p \times C} : \mathbb{E}_{s_i} f(A(o_i, p; s_i)) \neq y\}, \quad (2)$$

where H_p and W_p denote the patch’s height and width. In practice, the approximate solution of \mathbb{P}_x is determined by applying specific methods (Goodfellow et al., 2014; Madry et al., 2017; Carlini & Wagner, 2017; Dong et al., 2018) to solve the problem in Eq. (1).

Adversarial defenses against patches. A multitude of defensive strategies, including both empirical (Dziugaite et al., 2016; Hayes, 2018; Naseer et al., 2019; Rao et al., 2020; Xu et al., 2023) and certified defenses (Li et al., 2018; Zhang & Wang, 2019; Xiang et al., 2021), have been suggested to safeguard perception models against patch attacks. However, the majority of contemporary defense mechanisms fall under the category of **passive defenses**, as they primarily rely on information obtained from passively-received monocular observation and prior adversary’s knowledge to alleviate adversarial effects. In particular, adversarial training approaches (Madry et al., 2017; Wu et al., 2019; Rao et al., 2020) strive to learn a more robust perception model f , while adversarial purification-based techniques (Hayes, 2018; Naseer et al., 2019; Liu et al., 2022; Xu et al., 2023) introduce an auxiliary purifier $g : \mathcal{O} \rightarrow \mathcal{O}$ to “detect and remove” (Liu et al., 2022) adversarial patches in image observations, subsequently enhancing robustness through the amended perception model $f \circ g$.

Embodied perception. In the realm of embodied perception (Aloimonos et al., 1988; Bajcsy, 1988), an embodied agent can navigate its environment to optimize perception or enhance the efficacy of task performance. Such concept has found applications in diverse tasks such as object detection (Yang et al., 2019; Chaplot et al., 2021; Kotar & Mottaghi, 2022; Jing & Kong, 2023), 3D pose estimation (Doumanoglou et al., 2016; Ci et al., 2023) and 3D scene understanding (Das et al., 2018; Ma et al., 2022). To our knowledge, our work is the first to integrate an embodied active strategy to diminish the high uncertainty derived from adversarial patches to enhance model robustness.

3 METHODOLOGY

We first introduce Embodied Active Defense (EAD) that utilizes embodied recurrent feedback to counter adversarial patches in Sec. 3.1. We then provide a theoretical analysis of the defensive ability of EAD in Sec. 3.2. Lastly, the technical implementation details of EAD are discussed in Sec. 3.3.

3.1 EMBODIED ACTIVE DEFENSE

Conventional passive defenses usually process single observation o_i for countering adversarial patches, thereby neglecting the rich scenic information available from alternative observations acquired through proactive movement (Ronneberger et al., 2015; He et al., 2017). In this paper, we propose the **Embodied Active Defense (EAD)**, which emphasizes active engagement within a scene and iteratively utilizes environmental feedback to improve the robustness of perception against adversarial patches. Unlike previous methods, EAD captures a series of observations through strategic actions, instead of solely relying on a single passively-received observation.

EAD is comprised of two recurrent models that emulate the cerebral structure underlying active human vision, each with distinct functions. The **perception model** $f(\cdot; \theta)$, parameterized by θ , is dedicated to visual perception by fully utilizing the contextual information within temporal observations from the external world. It leverages the observation o_t and the prevailing internal belief b_{t-1} on the scene to construct a better representation of the surrounding environment b_t in a recurrent paradigm and simultaneously predict scene annotation, as expressed by:

$$\{\bar{y}_t, b_t\} = f(o_t, b_{t-1}; \theta). \quad (3)$$

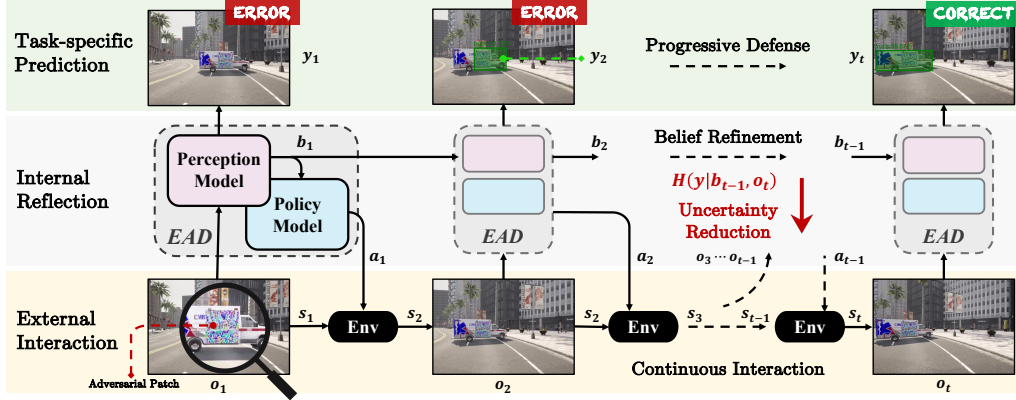


Figure 1: An overview of our proposed embodied activate defense. The perception model utilizes observation o_t from the external world and previous internal belief b_{t-1} on the scene to refine a representation of the surrounding environment b_t and simultaneously make task-specific prediction y_t . The policy model generates strategic action a_t in response to shared environmental understanding b_t . As the perception process unfolds, the initially high informative uncertainty $H(y|b_{t-1}, o_t)$ caused by adversarial patch monotonically decreases.

The subsequent **policy model** $\pi(\cdot; \phi)$, parameterized by ϕ , governs the visual control of movement. Formally, It derives a_t rooted in the collective environmental understanding b_t sustained by the perception model, as formalized by $a_t \sim \pi(b_t; \phi)$.

Leveraging recurrent feedback from the environment. Formally, the EAD’s interaction with its environment (as depicted in Figure 1) follows a simplified Partially-Observable Markov Decision Process (POMDP) framework, facilitating the proactive exploration of EAD within the scene \mathbf{x} . The interaction process is denoted by $\mathcal{M}(\mathbf{x}) := \langle \mathcal{S}, \mathcal{A}, \mathcal{T}, \mathcal{O}, \mathcal{Z} \rangle$. Here, each \mathbf{x} determines a specific MDP by parameterizing a transition distribution $\mathcal{T}(s_{t+1}|s_t, a_t, \mathbf{x})$ and an observation distribution $\mathcal{Z}(o_t|s_t, \mathbf{x})$. At every moment t , EAD obtains an observation $o_t \sim \mathcal{Z}(\cdot|s_t, \mathbf{x})$ based on current state s_t . It utilizes o_t as an environmental feedback to refine the understanding of environment b_t through perception model $f(\cdot; \theta)$. Such a recurrent perception mechanism is pivotal for the stability of human vision (Thomas, 1999; Kok et al., 2012; Kar et al., 2019). Subsequently, the EAD model executes actions $a_t \sim \pi(b_t; \phi)$, rather than remaining static and passively assimilating observation. Thanks to the policy model, EAD is capable of determining the optimal action, ensuring the acquisition of the most informative feedback from the scene, thereby enhancing perceptual efficacy.

Training EAD against adversarial patches. Within the intricately constructed EAD model, we introduce a specialized learning algorithm tailored for EAD to counter adversarial patches. Considering a data distribution \mathcal{D} with paired data (\mathbf{x}, y) and adversarial patches $p \in \mathbb{P}_{\mathbf{x}}$ crafted with *unknown attack techniques*, our proposed approach optimizes parameters θ and ϕ by minimizing the expected loss amid threats from adversarial patches, where the adversarial patch p contaminates the observation o_t and yields $o'_t = A(o_t, p; s_t)$. Consequently, the learning of EAD to mitigate adversarial patches is cast as an optimization problem:

$$\begin{aligned} \min_{\theta, \phi} \mathbb{E}_{(\mathbf{x}, y) \sim \mathcal{D}} \left[\sum_{p \in \mathbb{P}_{\mathbf{x}}} \mathcal{L}(\bar{y}_t, y) \right], \text{ with } \{\bar{y}_t, b_t\} = f(A(o_t, p; s_t), b_{t-1}; \theta), \quad a_t \sim \pi(\cdot|b_t; \phi) \\ \text{s.t.} \quad o_t \sim \mathcal{Z}(\cdot|s_t, \mathbf{x}), \quad s_t \sim \mathcal{T}(\cdot|s_{t-1}, a_{t-1}, \mathbf{x}), \end{aligned} \quad (4)$$

where $t = 1, \dots, \tau$, \bar{y}_t denotes the model’s prediction at timestep t and τ represents the maximum horizon length of EAD. Importantly, the loss function \mathcal{L} remains agnostic to tasks, underscoring the remarkable versatility of EAD. This flexibility ensures EAD to offer robust defenses across diverse perception tasks. We further delve into the efficacy of EAD through an information-theoretic lens.

3.2 A PERSPECTIVE FROM INFORMATION THEORY

Drawing inspiration from active human vision, we introduce EAD in Sec. 3.1 as a strategy to enhance a model’s robustness against adversarial patches. However, due to the black-box nature of neural networks, the fundamental driver behind this defensive tactic remains elusive. To delve deeper into model behaviors, we examine a generic instance of EAD in Eq. (4), where the agent employs the

InfoNCE objective (Oord et al., 2018). This is succinctly reformulated¹ as:

$$\max_{\theta, \phi} \mathbb{E}_{(\mathbf{x}^{(j)}, y^{(j)}) \sim \mathcal{D}} \left[- \sum_{j=1}^K \log \frac{e^{-S(f(b_{t-1}^{(j)}, o_t^{(j)}; \theta), y^{(j)})}}{\sum_{\hat{y}^{(j)}} e^{-S(f(b_{t-1}^{(j)}, o_t^{(j)}; \theta), \hat{y}^{(j)})}} \right], \quad (5)$$

where $S(\cdot) : \mathcal{Y} \times \mathcal{Y} \rightarrow \mathbb{R}$ measures the similarity between predicted scene annotation and ground truth, and K denotes the size of data batch $\{(\mathbf{x}^{(j)}, y^{(j)})\}_{j=1}^K$ sampled from \mathcal{D} . Under the realm of embodied perception, the target task with InfoNCE objective is to match the observations collected from given scene \mathbf{x} with its annotation y other modalities like CLIP (Radford et al., 2021), where the annotations are usually text for tasks like captioning given scene (Jin et al., 2015) or answering the question about scene (Ma et al., 2022).

Theorem 3.1 (Proof in Appendix A.1). *For mutual information between current observation o_t and scene annotation y conditioned on previous belief b_{t-1} , denoted as $I(o_t; y|b_{t-1})$, we have:*

$$I(o_t; y|b_{t-1}) \geq \mathbb{E}_{(\mathbf{x}^{(j)}, y^{(j)}) \sim \mathcal{D}} \left[\sum_{j=1}^K \log \frac{q_{\theta}(y^{(j)}|b_{t-1}^{(j)}, o_t^{(j)})}{\sum_{\hat{y}^{(j)}} q_{\theta}(\hat{y}^{(j)}|b_{t-1}^{(j)}, o_t^{(j)})} \right] + \log(K), \quad (6)$$

where $q_{\theta}(y|o_1, \dots, o_t)$ denotes variational distribution for conditional distribution $p(y|o_1, \dots, o_t)$ with samples $\{(\mathbf{x}^{(j)}, y^{(j)})\}_{j=1}^K$.

Remark. To bridge the lower bound of conditional mutual information with the objective, we can rewrite $q_{\theta}(y|b_{t-1}, o_t)$ with the similarity term in Eq. (4) served as score function, and obtain $q_{\theta}(y|b_{t-1}, o_t) := p(b_{t-1}, o_t) e^{-S(f(b_{t-1}, o_t; \theta), y)}$. Then, this term is equivalent to the negative InfoNCE objective for EAD in Eq. (4). It indicates that the training procedure for EAD is actually to indirectly maximize the conditional mutual information, thereby leading the agent to learn an action policy aiming to collect an observation o_t to better determine the task-designated annotation y . And the bound will be tighter as the batch size K increases.

Definition 3.1 (Greedy Informative Exploration). *A greedy informative exploration, denoted by π^* , is an action policy which, at any timestep t , chooses an action a_t that maximizes the decrease in the conditional entropy of a random variable y given a new observation o_t resulting from taking action a_t . Formally,*

$$\pi^* = \arg \max_{\pi \in \Pi} [H(y|b_{t-1}) - H(y|b_{t-1}, o_t)], \quad (7)$$

where $H(\cdot)$ denotes the entropy, Π is the space of all policies.

Remark. The conditional entropy $H(y|b_{t-1})$ quantifies the uncertainty of the target y given previously sustained belief b_{t-1} , while $H(y|b_{t-1}, o_t)$ denotes the uncertainty of y with extra observation o_t . Although not optimal throughout the whole trajectory, the **greedy informative exploration** serves as a relatively efficient baseline for agents to rapidly understand their environment by performing continuous actions and observations. The efficiency of the greedy policy is empirically demonstrated in Appendix D.7.

Given unlimited model capacity and data samples, the optimal policy model π_{ϕ}^* in problem (5) is a greedy informative exploration policy. The optimization procedure in Eq. (5) simultaneously estimates the mutual information and improves the action policy with its guidance. Owing to the mutual information being equivalent to the conditional entropy decrease (detailed proof in Appendix A.2), it leads the action policy approaching greedy informative exploration.

Therefore, we theoretically demonstrate the effectiveness of EAD from the perspective of information theory. A well-learned EAD model for contrastive task adopts a **greedy informative policy** to explore the environment, utilizing the rich context information to reduce the abnormally high uncertainty (Smith & Gal, 2018; Deng et al., 2021) of scenes caused by adversarial patches.

3.3 IMPLEMENTATION TECHNIQUES

The crux of EAD’s learning revolves around the solution of the optimization problem (4). However, due to the intractability of the environment dynamics, namely the observation \mathcal{Z} and transition \mathcal{T} , it is not feasible to directly optimize the policy model parameters using gradient descent. Concurrently,

¹Constraints in Eq. (4) and belief b_t in the output have been excluded for simplicity.

Algorithm 1 Learning Embodied Active Defense

Require: Training data \mathcal{D} , number of epochs N , loss function \mathcal{L} , perception model $f(\cdot; \theta)$, policy model $\pi(\cdot; \phi)$, differentiable observation function Z and transition function T , max horizon length τ , uniform superset approximation for adversarial patches $\tilde{\mathbb{P}}$ and applying function A .

Ensure: The parameters θ, ϕ of the learned EAD model.

```

1: for epoch  $\leftarrow 1$  to  $N$  do
2:    $\mathbf{X}, \mathbf{Y} \leftarrow$  sample a batch from  $\mathcal{D}_{\text{train}}$ ;
3:    $\mathbf{P} \leftarrow$  sample a batch from  $\tilde{\mathbb{P}}$ ;
4:    $t \leftarrow 1, \mathbf{A}_0 \leftarrow \text{null}, \mathbf{B}_0 \leftarrow \text{null}$ , randomly initialize world state  $\mathbf{S}_0$ ;
5:   repeat
6:      $\mathbf{S}_t \leftarrow T(\mathbf{S}_{t-1}, \mathbf{A}_{t-1}, \mathbf{X}), \mathbf{O}_t \leftarrow Z(\mathbf{S}_t, \mathbf{X}), \mathbf{O}'_t \leftarrow A(\mathbf{O}_t, \mathbf{P}; \mathbf{S}_t);$   $\triangleright$  Compute observations
7:      $\mathbf{B}_t, \bar{\mathbf{Y}}_t \leftarrow f(\mathbf{B}_{t-1}, \mathbf{O}'_t; \theta), \mathbf{A}_t \leftarrow \pi(\mathbf{B}_t; \phi);$   $\triangleright$  Compute beliefs, actions and predictions
8:      $\mathbf{S}_{t+1} \leftarrow T(\mathbf{S}_t, \mathbf{A}_t, \mathbf{X}), \mathbf{O}_{t+1} \leftarrow Z(\mathbf{S}_{t+1}, \mathbf{X}), \mathbf{O}'_{t+1} \leftarrow A(\mathbf{O}_{t+1}, \mathbf{P}; \mathbf{S}_{t+1});$ 
9:      $\mathbf{B}_{t+1}, \bar{\mathbf{Y}}_{t+1} \leftarrow f(\mathbf{B}_t, \mathbf{O}'_{t+1}; \theta), \mathbf{A}_{t+1} \leftarrow \pi(\mathbf{B}_{t+1}; \phi);$ 
10:     $\mathcal{L}_{t+1} \leftarrow \mathcal{L}(\bar{\mathbf{Y}}_{t+1}, \mathbf{Y});$ 
11:    Update  $\theta, \phi$  using  $\nabla \mathcal{L}_{t+1}$ ;
12:     $t \leftarrow t + 2$ ;
13:  until  $t > \tau$ 
14: end for

```

the scene-specific adversarial patches \mathbb{P}_x cannot be derived analytically. To address these challenges, we propose two approximation methods to achieve near-accurate solutions. Empirical evidence from experiments demonstrates that these approaches are effective in reliably solving problem (4).

Deterministic and differentiable approximation for environments. Formally, we employ the Delta distribution to deterministically model the transition \mathcal{T} and observation \mathcal{Z} . For instance, the approximation of \mathcal{T} is expressed as $\mathcal{T}(s_{t+1}|s_t, a_t, \mathbf{x}) = \delta(s_{t+1} - T(s_t, a_t, \mathbf{x}))$, where $T : \mathcal{S} \times \mathcal{A} \times \mathcal{X} \rightarrow \mathcal{S}$ denotes the mapping of the current state and action to the most probable next state, and $\delta(\cdot)$ represents the Delta distribution. Additionally, we use advancements in differentiable rendering (Kato et al., 2020) to model deterministic observations by rendering multi-view image observations differentially, conditioned on camera parameters deduced from the agent’s current state.

These approximations allow us to create a connected computational graph between the policy and perception models (Abadi, 2016; Paszke et al., 2019), thereby supporting the use of backpropagation (Werbos, 1990; Williams & Peng, 1990) to optimize the policy model’s parameter ϕ via supervised learning. To maximize supervision signal frequency and minimize computational overhead, we update model parameters θ and ϕ every second step, right upon the formation of the minimal computational graph that includes the policy model. This approach allows us to seamlessly integrate the passive perception models into EAD to enhance resistance to adversarial patches.

Uniform superset approximation for adversarial patches. The computation of \mathbb{P}_x typically necessitates the resolution of the inner maximization in Eq. (4). However, this is not only computationally expensive (Wong et al., 2020) but also problematic as inadequate assumptions for characterizing adversaries can hinder the models’ capacity to generalize across diverse, unseen attacks (Laidlaw et al., 2020). To circumvent these limitations, we adopt an assumption-free strategy that solely relies on uniformly sampled patches, which act as surrogate representatives encompassing a broad spectrum of potential adversarial examples. Formally, the surrogate set of adversarial patches is defined as:

$$\tilde{\mathbb{P}} := \{p_i\}_{i=1}^N, \quad p_i \sim \mathcal{U}(0, 1)^{H_p \times W_p \times C}, \quad (8)$$

where N represents the size of the surrogate patch set $\tilde{\mathbb{P}}$. In the context of implementation, N corresponds to the training epochs, suggesting that as $N \rightarrow \infty$, we achieve $\mathbb{P}_x \subseteq \tilde{\mathbb{P}}$. By demanding the EAD to address various patches, the active perception significantly bolsters its resilience against adversarial patches (refer to Sec. 4.1). The overall training procedure is outlined in Algorithm 1.

4 EXPERIMENTS

In this section, we first introduce the experimental environment, and then present extensive experiments to demonstrate the effectiveness of EAD on face recognition (FR) and object detection.

Experimental Environment. To enable EAD’s free navigation and observation collection, a manipulable simulation environment is indispensable for both training and testing. For alignment with

Table 1: Standard accuracy and adversarial attack success rates on FR models. [†] denotes the methods involved with adversarial training. Columns with *Adpt* represent results under *adaptive attack*, and the adaptive attack against EAD optimizes the patch with an expected gradient over the distribution of possible action policy.

Method	Acc. (%)	Dodging ASR (%)					Impersonation ASR (%)				
		MIM	EoT	GenAP	3DAdv	Adpt	MIM	EoT	GenAP	3DAdv	Adpt
Undefended	88.86	100.0	100.0	99.0	98.0	100.0	100.0	100.0	99.0	89.0	100.0
JPEG	89.98	98.0	99.0	95.0	88.0	100.0	99.0	100.0	99.0	93.0	99.0
LGS	83.50	49.5	52.6	74.0	77.9	78.9	5.1	7.2	33.7	30.6	38.4
SAC	86.83	73.5	73.2	92.8	78.6	65.2	6.1	9.1	67.7	64.6	48.0
PZ	87.58	6.9	8.0	58.4	57.1	88.9	4.1	5.2	59.4	45.8	89.8
SAC [†]	80.55	78.8	78.6	79.6	85.8	85.0	3.2	3.2	18.9	22.1	51.7
PZ [†]	85.85	6.1	6.2	14.3	20.4	69.4	3.1	3.2	19.1	27.4	61.0
DOA [†]	79.55	75.3	67.4	87.6	95.5	95.5	95.5	89.9	96.6	89.9	89.9
EAD (ours)	90.45	0.0	0.0	2.1	13.7	22.1	4.1	3.1	5.1	7.2	8.3

given vision tasks, we define the state as a composite of the camera’s yaw and pitch and the action as the camera’s rotation. This sets the transition function, so the core of the simulation environment revolves around the observation function, which renders a 2D image given the camera state. **1) Training environment.** As discussed in Sec. 3.3, model training demands differentiable environmental dynamics. To this end, we employ the cutting-edge 3D generative model, EG3D (Chan et al., 2022) for realistic differentiable rendering (see Appendix D.1 for details on simulation fidelity). **2) Testing environment.** In addition to evaluations conducted in EG3D-based simulations, we extend our testing for object detection within CARLA (Dosovitskiy et al., 2017), aiming to assess EAD in more safety-critical autonomous driving scenarios. The details can be found in Appendix C.

4.1 EVALUATION ON FACE RECOGNITION

Evaluation setting. We conduct our experiments on CelebA-3D, which we utilize GAN inversion (Zhu et al., 2016) with EG3D (Chan et al., 2022) to reconstruct 2D face image from CelebA into a 3D form. For standard accuracy, we sample 2,000 test pairs from the CelebA and follow the standard protocol from LFW (Huang et al., 2007). As for robustness evaluation, we report the white-box attack success rate (ASR) on 100 identity pairs in both impersonation and dodging attacks (Yang & Zhu, 2023) with various attack methods, including MIM (Dong et al., 2018), EoT (Athalye et al., 2018b), GenAP (Xiao et al., 2021) and Face3Dadv (3DAdv) (Yang et al., 2022). Note that 3DAdv utilizes expectation over 3D transformations in optimization, rendering it robust to 3D viewpoint variation (within $\pm 15^\circ$, refer to Appendix D.7). More details are described in Appendix D.1 & D.2.

Implementation details. For the visual backbone, we employ the pretrained IResNet-50 ArcFace (Duta et al., 2021) with frozen weight in subsequent training. To implement the recurrent perception and policy, we adopt a variant of the Decision Transformer (Chen et al., 2021) to model the temporal process which uses feature sequences extracted by the visual backbone to predict a normalized embedding for FR. To expedite EAD’s learning of efficient policies requiring minimal perceptual steps, we configure the max horizon length $\tau = 4$. Discussion about this horizon length is provided in Appendix D.7 and the details for EAD are elaborated in Appendix D.5.

Defense baselines. We benchmark EAD against a range of defense methods, including adversarial training-based Defense against Occlusion Attacks (DOA) (Wu et al., 2019), and purification-based methods like JPEG compression (JPEG) (Dziugaite et al., 2016), local gradient smoothing (LGS) (Naseer et al., 2019), segment and complete (SAC) (Liu et al., 2022) and PatchZero (PZ) (Xu et al., 2023). For DOA, we use rectangle PGD patch attacks (Madry et al., 2017) with 10 iterations and step size $2/255$. SAC and PZ require a patch segmenter to locate the area of the adversarial patch. Therefore, we train the segmenter with patches of Gaussian noise to ensure the same adversarial-agnostic setting as EAD. Besides, enhanced versions of SAC and PZ involve training with EoT-generated adversarial patches, denoted as SAC[†] and PZ[†]. More details are in Appendix D.4.

Effectiveness of EAD. Table 1 demonstrates both standard accuracy and robust performance against diverse attacks under a white-box setting. The patch is 8% of the image size. Remarkably, our approach outperforms previous state-of-the-art techniques that are agnostic to adversarial examples in both clean accuracy and defense efficacy. For instance, EAD reduces the attack success rate of 3DAdv by 84.3% in impersonation and by 81.8% in dodging scenarios. Our EAD even surpasses

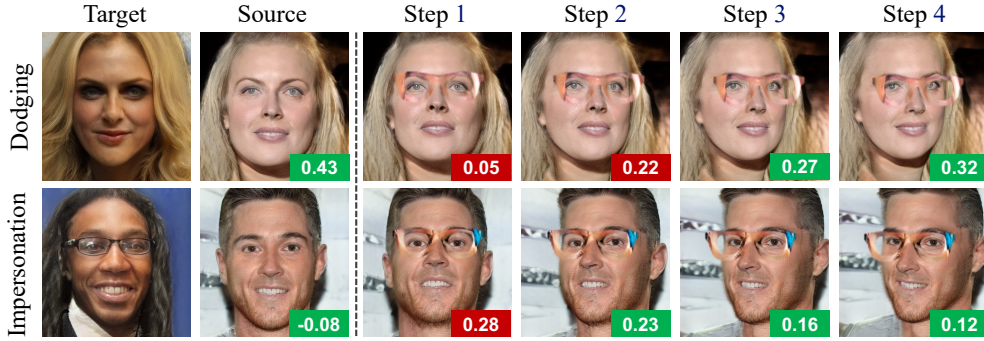


Figure 2: Qualitative results of EAD. The first two columns present the original image pairs, and the subsequent columns depict the interactive inference steps that the model took. The adversarial glasses are generated with 3DAdv, which are robust to 3D viewpoint variation. The computed optimal threshold is 0.24 from $[-1, 1]$.

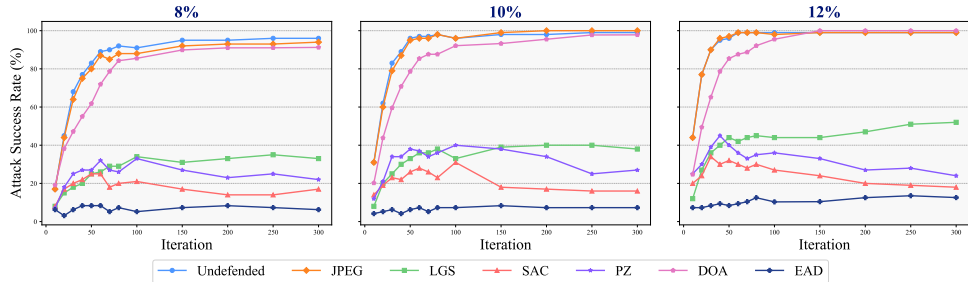


Figure 3: Comparative evaluation of defense methods across varying attack iterations with different adversarial patch sizes. The adversarial patches are crafted by 3DAdv for impersonation.

the undefended passive model in standard accuracy, which facilitates the reconciliation between robustness and accuracy (Su et al., 2018) through embodied perception. Furthermore, our method even outstrips baselines by incorporating adversarial examples during training. Although SAC[†] and PZ[†] are trained using patches generated via EoT (Athalye et al., 2018b), we still obtain superior performance which stems from effective utilization of the environmental feedback in active defense.

Figure 2 illustrates the defense process executed by EAD. While EAD may be fooled at first glance, its subsequent active interactions with the environment progressively increase the similarity between the positive pair and decrease the similarity between the negative pair. Consequently, EAD effectively mitigates adversarial effects through the proactive acquisition of additional observations.

Effectiveness against adaptive attack. While the deterministic and differential approximation could enable backpropagation through the entire inference trajectory of EAD, the computational cost is prohibitive due to rapid GPU memory consumption as trajectory length τ increases. To overcome this, we resort to an approach similar to USAP that approximates the true gradient with the expected gradient over a surrogate uniform superset policy distribution. This necessitates an optimized patch to handle various action policies. Our adaptive attack implementation builds upon 3DAdv (Yang et al., 2022) using 3D viewpoint variations. We can see that EAD maintains its robustness against the most potent attacks. It further shows that EAD’s defensive capabilities arise from the synergistic integration of its policy and perception models, rather than learning a short-cut strategy to neutralize adversarial patches from specific viewpoints. More details are in Appendix D.3.

Generalization of EAD. As illustrated in Table 1, despite no knowledge of adversaries, ours demonstrates strong generalizability across various unseen adversarial attack methods. It is partially attributed to EAD’s capability to dynamically interact with its environment, enabling it to adapt and respond to new types of attacks. Additionally, we assess the model’s resilience across a wide range of patch sizes and attack iterations. Trained solely on patches constituting 10% of the image, EAD maintains a notably low attack success rate even when the patch size and attack iteration increases, as shown in Figure 3. This resilience can be attributed to EAD’s primary reliance on environmental information rather than patterns of presupposed adversaries, thus avoiding overfitting specific attack types. The details are available in Appendix D.7.

Ablation study. We conduct ablation studies within EAD in Table 2. **1) Effectiveness of recurrent feedback.** We initially demonstrate the role of recurrent feedback, *i.e.*, reflecting on prior belief

Table 2: Standard accuracy and white-box impersonation adversarial attack success rates on ablated models. For the model with random action policy, we report the mean and standard deviation under five rounds.

Method	Acc. (%)	Attack Success Rate (%)				
		MIM	EoT	GenAP	3DAdv	Adpt
Undefended	88.86	100.0	100.0	99.00	98.00	98.00
Random Movement	90.38	4.17 \pm 2.28	5.05 \pm 1.35	8.33 \pm 2.21	76.77 \pm 3.34	76.77 \pm 3.34
Perception Model	90.22	18.13 \pm 4.64	18.62 \pm 2.24	22.19 \pm 3.97	30.77 \pm 1.81	31.13 \pm 3.01
+ Policy Model	89.85	3.09	4.12	7.23	11.34	15.63
+ USAP	90.45	4.12	3.07	5.15	7.21	8.33



Figure 4: Qualitative results of EAD on object detection. The adversarial patches are generated using MIM and attached to the billboards within the scene, leading to the “disappearing” of the target vehicle. The setting is from the CARLA-GEAR. These images illustrate the model’s interactive inference steps to counter the patches.

with a comprehensive fusion model, in achieving robust performance. EAD with only the perception model significantly surpasses both the undefended baseline and passive FR model with multi-view ensembles (Random Movement). Notably, the multi-view ensemble model fails to counteract 3DAdv, corroborating that EAD’s defensive strength is not merely a function of the vulnerability of adversarial examples to viewpoint transformations. **2) Utility of learned policy.** We then investigate the benefits of the learned policy on robust perception by comparing Clean-Data EAD with the perception model adopting random action. The learned policy markedly enhances resistance to various attacks. The findings supporting the effectiveness and efficiency of the learned policy are furnished in Appendix D.7. **3) Influence of patched data.** By employing EAD to handle a diverse set of patches sampled from a surrogate uniform superset during training, the robustness of EAD is further augmented.

4.2 EVALUATION ON OBJECT DETECTION

Experimental setup. We further apply EAD to object detection to verify its adaptability. We train EAD with a simulation environment powered by EG3D (Chan et al., 2022), and evaluate the performance of EAD on robustness evaluation API provided by CARLA-GEAR (Nesti et al., 2022). For the object detector, we use the pretrained Mask-RCNN (He et al., 2017) on COCO (Lin et al., 2014). We assess model robustness on 360 test scenes featuring patches attached to billboards and report the mean Average Precision (mAP). For attacks, we use methods including MIM (Dong et al., 2018), TIM (Dong et al., 2019) and SIB (Zhao et al., 2019) with iterations set at 150 and a step size of 0.5. Specifically, we augment MIM and TIM by incorporating EoT over 2D transformations to enhance patch resilience against viewpoint changes. Meanwhile, SIB demonstrates robustness with varying distances (1 \sim 25 m) and angles ($\pm 60^\circ$). (Zhao et al., 2019). The patch size varies with the billboard size, constituting 4 \sim 8% of the image size. Further details can be found in Appendix E.

Experimental results. As evidenced in Table 3, our approach surpasses the others in both clean and robust performances. Furthermore, EAD retains its robustness and effectively generalizes against a variety of unencountered attacks, thus substantiating our previous assertions in FR. A visualization of the defense process is provided in Figure 4. More detailed results are provided in Appendix E.5.

Table 3: The mAP (%) of Mask-RCNN under different adversarial attacks.

Method	Clean	MIM	TIM	SIB
Undefended	46.6	30.6	34.2	31.2
LGS	45.8	36.5	37.8	36.4
SAC [†]	46.5	33.3	35.1	32.5
PZ [†]	46.3	33.2	35.1	32.9
EAD (ours)	46.6	39.4	39.3	39.5

5 CONCLUSION

In this paper, we introduce a novel proactive strategy against adversarial patches, named EAD. Inspired by active human vision, EAD merges external visual signals and internal cognitive feedback via two recurrent sub-modules. It facilitates the derivation of proactive strategic actions and continuous refinement of target understanding by recurrently leveraging environmental feedback. Experiments validate the effectiveness and generalizability of EAD in enhancing defensive capabilities.

ETHICS STATEMENT

Embodied Active Defense (EAD) shows promise as protection against adversarial patch attacks under 3D physical environment. In the field of adversarial defense, EAD presents a promising direction for enhancing robustness. However, EAD could also impact the performance of some applications like face watermarking and facial privacy protection, which rely on generating adversarial perturbations. We advocate for responsible use, particularly in contexts where bias could occur. Although EAD effectively counters adversarial attacks, it may require additional hardware or computational resources to enable dynamic interactions and process temporal information. We report no conflicts of interest and adhere to the highest standards of research integrity.

ACKNOWLEDGEMENTS

This work was supported by the National Natural Science Foundation of China (Nos. 62276149, U2341228, 62061136001, 62076147), BNRist (BNR2022RC01006), Tsinghua Institute for Guo Qiang, Tsinghua-OPPO Joint Research Center for Future Terminal Technology, and the High Performance Computing Center, Tsinghua University. Y. Dong was also supported by the China National Postdoctoral Program for Innovative Talents and Shuimu Tsinghua Scholar Program. J. Zhu was also supported by the XPlorer Prize.

REFERENCES

- Martín Abadi. Tensorflow: learning functions at scale. In *Proceedings of the 21st ACM SIGPLAN International Conference on Functional Programming*, pp. 1–1, 2016. 6
- John Aloimonos, Isaac Weiss, and Amit Bandyopadhyay. Active vision. *International journal of computer vision*, 1:333–356, 1988. 3
- Anish Athalye, Nicholas Carlini, and David Wagner. Obfuscated gradients give a false sense of security: Circumventing defenses to adversarial examples. In *International conference on machine learning*, pp. 274–283. PMLR, 2018a. 1, 20, 21, 24
- Anish Athalye, Logan Engstrom, Andrew Ilyas, and Kevin Kwok. Synthesizing robust adversarial examples. In *International conference on machine learning*, pp. 284–293. PMLR, 2018b. 7, 8, 19
- Ruzena Bajcsy. Active perception. *Proceedings of the IEEE*, 76(8):966–1005, 1988. 3
- David Barber and Felix Agakov. The im algorithm: a variational approach to information maximization. *Advances in neural information processing systems*, 16(320):201, 2004. 15
- Yoshua Bengio, Nicholas Léonard, and Aaron Courville. Estimating or propagating gradients through stochastic neurons for conditional computation. *arXiv preprint arXiv:1308.3432*, 2013. 20
- Tom B Brown, Dandelion Mané, Aurko Roy, Martín Abadi, and Justin Gilmer. Adversarial patch. *arXiv preprint arXiv:1712.09665*, 2017. 1, 2, 3
- Nicholas Carlini and David Wagner. Towards evaluating the robustness of neural networks. In *2017 IEEE Symposium on Security and Privacy (SP)*, pp. 39–57. Ieee, 2017. 3, 21
- Eric R Chan, Connor Z Lin, Matthew A Chan, Koki Nagano, Boxiao Pan, Shalini De Mello, Orazio Gallo, Leonidas J Guibas, Jonathan Tremblay, Sameh Khamis, et al. Efficient geometry-aware 3d generative adversarial networks. In *Proceedings of the IEEE/CVF Conference on Computer Vision and Pattern Recognition*, pp. 16123–16133, 2022. 7, 9, 18
- Devendra Singh Chaplot, Murtaza Dalal, Saurabh Gupta, Jitendra Malik, and Russ R Salakhutdinov. Seal: Self-supervised embodied active learning using exploration and 3d consistency. *Advances in neural information processing systems*, 34:13086–13098, 2021. 3
- Lili Chen, Kevin Lu, Aravind Rajeswaran, Kimin Lee, Aditya Grover, Misha Laskin, Pieter Abbeel, Aravind Srinivas, and Igor Mordatch. Decision transformer: Reinforcement learning via sequence modeling. *Advances in neural information processing systems*, 34:15084–15097, 2021. 7

- Tianqi Chen, Bing Xu, Chiyuan Zhang, and Carlos Guestrin. Training deep nets with sublinear memory cost. *arXiv preprint arXiv:1604.06174*, 2016. 21
- Hai Ci, Mickel Liu, Xuehai Pan, Fangwei Zhong, and Yizhou Wang. Proactive multi-camera collaboration for 3d human pose estimation. *arXiv preprint arXiv:2303.03767*, 2023. 3
- Abhishek Das, Samyak Datta, Georgia Gkioxari, Stefan Lee, Devi Parikh, and Dhruv Batra. Embodied question answering. In *Proceedings of the IEEE conference on computer vision and pattern recognition*, pp. 1–10, 2018. 3
- Jiankang Deng, Jia Guo, Xue Niannan, and Stefanos Zafeiriou. Arcface: Additive angular margin loss for deep face recognition. In *CVPR*, 2019. 18, 21
- Zhijie Deng, Xiao Yang, Shizhen Xu, Hang Su, and Jun Zhu. Libre: A practical bayesian approach to adversarial detection. In *Proceedings of the IEEE/CVF conference on computer vision and pattern recognition*, pp. 972–982, 2021. 5
- Yinpeng Dong, Fangzhou Liao, Tianyu Pang, Hang Su, Jun Zhu, Xiaolin Hu, and Jianguo Li. Boosting adversarial attacks with momentum. In *Proceedings of the IEEE conference on computer vision and pattern recognition*, pp. 9185–9193, 2018. 3, 7, 9, 19, 27
- Yinpeng Dong, Tianyu Pang, Hang Su, and Jun Zhu. Evading defenses to transferable adversarial examples by translation-invariant attacks. In *Proceedings of the IEEE/CVF Conference on Computer Vision and Pattern Recognition*, pp. 4312–4321, 2019. 9, 27
- Alexey Dosovitskiy, German Ros, Felipe Codevilla, Antonio Lopez, and Vladlen Koltun. Carla: An open urban driving simulator. In *Conference on robot learning*, pp. 1–16. PMLR, 2017. 7
- Andreas Dumanoglou, Rigas Kouskouridas, Sotiris Malassiotis, and Tae-Kyun Kim. Recovering 6d object pose and predicting next-best-view in the crowd. In *Proceedings of the IEEE conference on computer vision and pattern recognition*, pp. 3583–3592, 2016. 3
- Ionut Cosmin Duta, Li Liu, Fan Zhu, and Ling Shao. Improved residual networks for image and video recognition. In *2020 25th International Conference on Pattern Recognition (ICPR)*, pp. 9415–9422. IEEE, 2021. 7
- Gintare Karolina Dziugaite, Zoubin Ghahramani, and Daniel M Roy. A study of the effect of jpg compression on adversarial images. *arXiv preprint arXiv:1608.00853*, 2016. 3, 7
- Gamaleldin Elsayed, Shreya Shankar, Brian Cheung, Nicolas Papernot, Alexey Kurakin, Ian Goodfellow, and Jascha Sohl-Dickstein. Adversarial examples that fool both computer vision and time-limited humans. *Advances in neural information processing systems*, 31, 2018. 2
- Kevin Eykholt, Ivan Evtimov, Earlene Fernandes, Bo Li, Amir Rahmati, Chaowei Xiao, Atul Prakash, Tadayoshi Kohno, and Dawn Song. Robust physical-world attacks on deep learning visual classification. In *Proceedings of the IEEE conference on computer vision and pattern recognition*, pp. 1625–1634, 2018. 2
- Ian J Goodfellow, Jonathon Shlens, and Christian Szegedy. Explaining and harnessing adversarial examples. *arXiv preprint arXiv:1412.6572*, 2014. 3
- Sven Gawal, Sylvestre-Alvise Rebuffi, Olivia Wiles, Florian Stimberg, Dan Andrei Calian, and Timothy A Mann. Improving robustness using generated data. *Advances in Neural Information Processing Systems*, 34:4218–4233, 2021. 1
- Yandong Guo, Lei Zhang, Yuxiao Hu, Xiaodong He, and Jianfeng Gao. Ms-celeb-1m: A dataset and benchmark for large-scale face recognition. In *Computer Vision—ECCV 2016: 14th European Conference, Amsterdam, The Netherlands, October 11–14, 2016, Proceedings, Part III 14*, pp. 87–102. Springer, 2016. 21
- Jamie Hayes. On visible adversarial perturbations & digital watermarking. In *Proceedings of the IEEE Conference on Computer Vision and Pattern Recognition Workshops*, pp. 1597–1604, 2018. 3

- Kaiming He, Georgia Gkioxari, Piotr Dollár, and Ross Girshick. Mask r-cnn. In *Proceedings of the IEEE international conference on computer vision*, pp. 2961–2969, 2017. 3, 9
- Gary B. Huang, Manu Ramesh, Tamara Berg, and Erik Learned-Miller. Labeled faces in the wild: A database for studying face recognition in unconstrained environments. Technical Report 07-49, University of Massachusetts, Amherst, October 2007. 7, 26
- Junqi Jin, Kun Fu, Runpeng Cui, Fei Sha, and Changshui Zhang. Aligning where to see and what to tell: image caption with region-based attention and scene factorization. *arXiv preprint arXiv:1506.06272*, 2015. 5
- Ya Jing and Tao Kong. Learning to explore informative trajectories and samples for embodied perception. *arXiv preprint arXiv:2303.10936*, 2023. 3
- Glenn Jocher, Alex Stoken, Jirka Borovec, Ayush Chaurasia, Liu Changyu, Adam Hogan, Jan Hajek, Laurentiu Diaconu, Yonghye Kwon, Yann Defretin, et al. ultralytics/yolov5: v5.0-yolov5-p6 1280 models, aws, supervise. ly and youtube integrations. *Zenodo*, 2021. 27
- Kohitij Kar, Jonas Kubilius, Kailyn Schmidt, Elias B Issa, and James J DiCarlo. Evidence that recurrent circuits are critical to the ventral stream’s execution of core object recognition behavior. *Nature neuroscience*, 22(6):974–983, 2019. 4
- Hiroharu Kato, Deniz Beker, Mihai Morariu, Takahiro Ando, Toru Matsuoka, Wadim Kehl, and Adrien Gaidon. Differentiable rendering: A survey. *arXiv preprint arXiv:2006.12057*, 2020. 6
- Diederik P Kingma and Jimmy Ba. Adam: A method for stochastic optimization. *arXiv preprint arXiv:1412.6980*, 2014. 19
- Peter Kok, Janneke FM Jehee, and Floris P De Lange. Less is more: expectation sharpens representations in the primary visual cortex. *Neuron*, 75(2):265–270, 2012. 4
- Klemen Kotar and Roozbeh Mottaghi. Interactron: Embodied adaptive object detection. In *Proceedings of the IEEE/CVF Conference on Computer Vision and Pattern Recognition*, pp. 14860–14869, 2022. 3
- Cassidy Laidlaw, Sahil Singla, and Soheil Feizi. Perceptual adversarial robustness: Defense against unseen threat models. *arXiv preprint arXiv:2006.12655*, 2020. 6
- Yuezun Li, Xiao Bian, Ming-Ching Chang, and Siwei Lyu. Exploring the vulnerability of single shot module in object detectors via imperceptible background patches. *arXiv preprint arXiv:1809.05966*, 2018. 3
- Tsung-Yi Lin, Michael Maire, Serge Belongie, James Hays, Pietro Perona, Deva Ramanan, Piotr Dollár, and C Lawrence Zitnick. Microsoft coco: Common objects in context. In *Computer Vision—ECCV 2014: 13th European Conference, Zurich, Switzerland, September 6–12, 2014, Proceedings, Part V 13*, pp. 740–755. Springer, 2014. 9
- Jiang Liu, Alexander Levine, Chun Pong Lau, Rama Chellappa, and Soheil Feizi. Segment and complete: Defending object detectors against adversarial patch attacks with robust patch detection. In *Proceedings of the IEEE/CVF Conference on Computer Vision and Pattern Recognition*, pp. 14973–14982, 2022. 1, 3, 7, 20, 21, 22, 26
- Ziwei Liu, Ping Luo, Xiaogang Wang, and Xiaoou Tang. Large-scale celebfaces attributes (celeba) dataset. *Retrieved August*, 15(2018):11, 2018. 18
- Xiaojuan Ma, Silong Yong, Zilong Zheng, Qing Li, Yitao Liang, Song-Chun Zhu, and Siyuan Huang. Sq3d: Situated question answering in 3d scenes. *arXiv preprint arXiv:2210.07474*, 2022. 3, 5
- Aleksander Madry, Aleksandar Makelov, Ludwig Schmidt, Dimitris Tsipras, and Adrian Vladu. Towards deep learning models resistant to adversarial attacks. *arXiv preprint arXiv:1706.06083*, 2017. 1, 3, 7, 28
- Muzammal Naseer, Salman Khan, and Fatih Porikli. Local gradients smoothing: Defense against localized adversarial attacks. In *2019 IEEE Winter Conference on Applications of Computer Vision (WACV)*, pp. 1300–1307. IEEE, 2019. 1, 3, 7, 21

- Federico Nesti, Giulio Rossolini, Gianluca D’Amico, Alessandro Biondi, and Giorgio Buttazzo. CARLA-GeAR: a Dataset Generator for a Systematic Evaluation of Adversarial Robustness of Vision Models. *arXiv e-prints*, art. arXiv:2206.04365, June 2022. 9, 27
- Aaron van den Oord, Yazhe Li, and Oriol Vinyals. Representation learning with contrastive predictive coding. *arXiv preprint arXiv:1807.03748*, 2018. 5, 16
- Adam Paszke, Sam Gross, Francisco Massa, Adam Lerer, James Bradbury, Gregory Chanan, Trevor Killeen, Zeming Lin, Natalia Gimelshein, Luca Antiga, et al. Pytorch: An imperative style, high-performance deep learning library. *Advances in neural information processing systems*, 32, 2019. 6
- Yury Polyanskiy and Yihong Wu. Lecture notes on information theory. *Lecture Notes for ECE563 (UIUC) and*, 6(2012-2016):7, 2014. 17
- Alec Radford, Jong Wook Kim, Chris Hallacy, Aditya Ramesh, Gabriel Goh, Sandhini Agarwal, Girish Sastry, Amanda Askell, Pamela Mishkin, Jack Clark, et al. Learning transferable visual models from natural language supervision. In *International conference on machine learning*, pp. 8748–8763. PMLR, 2021. 5
- Sukrut Rao, David Stutz, and Bernt Schiele. Adversarial training against location-optimized adversarial patches. In *Computer Vision—ECCV 2020 Workshops: Glasgow, UK, August 23–28, 2020, Proceedings, Part V 16*, pp. 429–448. Springer, 2020. 1, 3
- Olaf Ronneberger, Philipp Fischer, and Thomas Brox. U-net: Convolutional networks for biomedical image segmentation. In *Medical Image Computing and Computer-Assisted Intervention—MICCAI 2015: 18th International Conference, Munich, Germany, October 5-9, 2015, Proceedings, Part III 18*, pp. 234–241. Springer, 2015. 3
- Sara Sabour, Yanshui Cao, Fartash Faghri, and David J Fleet. Adversarial manipulation of deep representations. *arXiv preprint arXiv:1511.05122*, 2015. 20
- Mahmood Sharif, Sruti Bhagavatula, Lujo Bauer, and Michael K Reiter. Accessorize to a crime: Real and stealthy attacks on state-of-the-art face recognition. In *Proceedings of the 2016 acm sigsac conference on computer and communications security*, pp. 1528–1540, 2016. 1, 2
- Lewis Smith and Yarin Gal. Understanding measures of uncertainty for adversarial example detection. *arXiv preprint arXiv:1803.08533*, 2018. 1, 5
- Dawn Song, Kevin Eykholt, Ivan Evtimov, Earlene Fernandes, Bo Li, Amir Rahmati, Florian Tramer, Atul Prakash, and Tadayoshi Kohno. Physical adversarial examples for object detectors. In *12th USENIX workshop on offensive technologies (WOOT 18)*, 2018. 1, 2
- Dong Su, Huan Zhang, Hongge Chen, Jinfeng Yi, Pin-Yu Chen, and Yupeng Gao. Is robustness the cost of accuracy?—a comprehensive study on the robustness of 18 deep image classification models. In *Proceedings of the European conference on computer vision (ECCV)*, pp. 631–648, 2018. 8
- Nigel JT Thomas. Are theories of imagery theories of imagination? an active perception approach to conscious mental content. *Cognitive science*, 23(2):207–245, 1999. 2, 4
- Simen Thys, Wiebe Van Ranst, and Toon Goedemé. Fooling automated surveillance cameras: adversarial patches to attack person detection. In *Proceedings of the IEEE/CVF conference on computer vision and pattern recognition workshops*, pp. 0–0, 2019. 1
- Florian Tramer, Nicholas Carlini, Wieland Brendel, and Aleksander Madry. On adaptive attacks to adversarial example defenses. *Advances in neural information processing systems*, 33:1633–1645, 2020. 1
- Paul J Werbos. Backpropagation through time: what it does and how to do it. *Proceedings of the IEEE*, 78(10):1550–1560, 1990. 6
- Ronald J Williams and Jing Peng. An efficient gradient-based algorithm for on-line training of recurrent network trajectories. *Neural computation*, 2(4):490–501, 1990. 6

- Eric Wong, Leslie Rice, and J Zico Kolter. Fast is better than free: Revisiting adversarial training. *arXiv preprint arXiv:2001.03994*, 2020. 6
- Tong Wu, Liang Tong, and Yevgeniy Vorobeychik. Defending against physically realizable attacks on image classification. *arXiv preprint arXiv:1909.09552*, 2019. 1, 3, 7, 21, 22
- Chong Xiang, Arjun Nitin Bhagoji, Vikash Sehwal, and Prateek Mittal. Patchguard: A provably robust defense against adversarial patches via small receptive fields and masking. In *USENIX Security Symposium*, pp. 2237–2254, 2021. 1, 3
- Zihao Xiao, Xianfeng Gao, Chilin Fu, Yinpeng Dong, Wei Gao, Xiaolu Zhang, Jun Zhou, and Jun Zhu. Improving transferability of adversarial patches on face recognition with generative models. In *Proceedings of the IEEE/CVF Conference on Computer Vision and Pattern Recognition*, pp. 11845–11854, 2021. 1, 7, 19
- Kaidi Xu, Gaoyuan Zhang, Sijia Liu, Quanfu Fan, Mengshu Sun, Hongge Chen, Pin-Yu Chen, Yanzhi Wang, and Xue Lin. Adversarial t-shirt! evading person detectors in a physical world. In *Computer Vision–ECCV 2020: 16th European Conference, Glasgow, UK, August 23–28, 2020, Proceedings, Part V 16*, pp. 665–681. Springer, 2020. 1
- Ke Xu, Yao Xiao, Zhaoheng Zheng, Kaijie Cai, and Ram Nevatia. Patchzero: Defending against adversarial patch attacks by detecting and zeroing the patch. In *Proceedings of the IEEE/CVF Winter Conference on Applications of Computer Vision*, pp. 4632–4641, 2023. 1, 3, 7, 21, 22
- Jianwei Yang, Zhile Ren, Mingze Xu, Xinlei Chen, David J Crandall, Devi Parikh, and Dhruv Batra. Embodied amodal recognition: Learning to move to perceive objects. In *Proceedings of the IEEE/CVF International Conference on Computer Vision*, pp. 2040–2050, 2019. 3
- Xiao Yang and Jun Zhu. Adversarial attacks on face recognition. In *Handbook of Face Recognition*, pp. 387–404. Springer, 2023. 7
- Xiao Yang, Yinpeng Dong, Tianyu Pang, Zihao Xiao, Hang Su, and Jun Zhu. Controllable evaluation and generation of physical adversarial patch on face recognition. *arXiv preprint arXiv:2203.04623*, 2022. 1, 2, 7, 8, 19
- Xiao Yang, Chang Liu, Longlong Xu, Yikai Wang, Yinpeng Dong, Ning Chen, Hang Su, and Jun Zhu. Towards effective adversarial textured 3d meshes on physical face recognition. In *Proceedings of the IEEE/CVF Conference on Computer Vision and Pattern Recognition*, pp. 4119–4128, 2023. 2
- Haichao Zhang and Jianyu Wang. Towards adversarially robust object detection. In *Proceedings of the IEEE/CVF International Conference on Computer Vision*, pp. 421–430, 2019. 3
- Yue Zhao, Hong Zhu, Ruigang Liang, Qintao Shen, Shengzhi Zhang, and Kai Chen. Seeing isn’t believing: Towards more robust adversarial attack against real world object detectors. In *Proceedings of the 2019 ACM SIGSAC conference on computer and communications security*, pp. 1989–2004, 2019. 9
- Jun-Yan Zhu, Philipp Krähenbühl, Eli Shechtman, and Alexei A Efros. Generative visual manipulation on the natural image manifold. In *Computer Vision–ECCV 2016: 14th European Conference, Amsterdam, The Netherlands, October 11–14, 2016, Proceedings, Part V 14*, pp. 597–613. Springer, 2016. 7
- Zijian Zhu, Yichi Zhang, Hai Chen, Yinpeng Dong, Shu Zhao, Wenbo Ding, Jiachen Zhong, and Shibao Zheng. Understanding the robustness of 3d object detection with bird’s-eye-view representations in autonomous driving. *arXiv preprint arXiv:2303.17297*, 2023. 1, 2, 3, 18

A PROOFS AND ADDITIONAL THEORY

A.1 PROOF OF THEOREM 3.1

Proof. For series of observations $\{o_1, \dots, o_t\}$ and previously maintained belief b_{t-1} are determined by the scene \mathbf{x} , we expand the left-hand side of Eq. (6) as follows:

$$\begin{aligned} & I(o_t; y|b_{t-1}) \\ &= \mathbb{E}_{\mathbf{x}, y} \log \frac{p(b_{t-1})p(o_1, \dots, o_t, y)}{p(b_{t-1}, o_{t-1}, y)p(b_{t-1}, o_t)} \\ &= \mathbb{E}_{\mathbf{x}, y} \log \frac{p(y|b_{t-1}, o_t)}{p(y|b_{t-1})}. \end{aligned} \quad (9)$$

By multiplying and dividing the integrand in Eq. (9) by variational distribution $q_\theta(y|o_1, \dots, o_t)$, we have:

$$\begin{aligned} & \mathbb{E}_{\mathbf{x}, y} \log \frac{p(y|b_{t-1}, o_t)q_\theta(y|b_{t-1}, o_t)}{p(y|b_{t-1})q_\theta(y|b_{t-1}, o_t)} \\ &= \mathbb{E}_{\mathbf{x}, y} [\log \frac{q_\theta(y|b_{t-1}, o_t)}{p(y|b_{t-1})} - D_{\text{KL}}(p(y|b_{t-1}, o_t) \| q_\theta(y|b_{t-1}, o_t))]. \end{aligned}$$

Due to the non-negativity of KL-divergence, we have a lower bound for mutual information:

$$\begin{aligned} & \mathbb{E}_{\mathbf{x}, y} [\log \frac{q_\theta(y|b_{t-1}, o_t)}{p(y|b_{t-1})} - D_{\text{KL}}(p(y|b_{t-1}, o_t) \| q_\theta(y|b_{t-1}, o_t))] \\ &\geq \mathbb{E}_{\mathbf{x}, y} \log \frac{q_\theta(y|b_{t-1}, o_t)}{p(y|b_{t-1}, o_{t-1})} \\ &= \mathbb{E}_{\mathbf{x}, y} \log q_\theta(y|b_{t-1}, o_t) + H(y|b_{t-1}), \end{aligned} \quad (10)$$

where $H(y|b_{t-1})$ denotes the conditional entropy of y given belief b_{t-1} and Eq. (10) is well known as Barber and Agakov bound (Barber & Agakov, 2004). Then, we choose an energy-based variational family that uses a critic $\mathcal{E}_\theta(b_{t-1}, o_t, y)$ and is scaled by the data density $p(b_{t-1}, o_t)$:

$$q_\theta(y|b_{t-1}, o_t) = \frac{p(y|b_{t-1})}{Z(b_{t-1}, o_t)} e^{\mathcal{E}_\theta(b_{t-1}, o_t, y)}, \quad (11)$$

where $Z(b_{t-1}, o_t) = \mathbb{E}_y e^{\mathcal{E}_\theta(b_{t-1}, o_t, y)}$. By substituting Eq. (11) distribution into Eq. (10), we have:

$$\begin{aligned} & \mathbb{E}_{\mathbf{x}, y} \log q_\theta(y|b_{t-1}, o_t) + H(y|b_{t-1}) \\ &= \mathbb{E}_{\mathbf{x}, y} [\mathcal{E}_\theta(b_{t-1}, o_t, y)] - \mathbb{E}_{\mathbf{x}} [\log Z(b_{t-1}, o_t)], \end{aligned} \quad (12)$$

which is the unnormalized version of the Barber and Agakov bound. By applying inequality $\log Z(b_{t-1}, o_t) \leq \frac{Z(b_{t-1}, o_t)}{a(b_{t-1}, o_t)} + \log[a(b_{t-1}, o_t)] - 1$ for any $a(b_{t-1}, o_t) > 0$, and the bound is tight when $a(b_{t-1}, o_t) = Z(b_{t-1}, o_t)$. Therefore, we have a tractable upper bound, which is known as a tractable unnormalized version of the Barber and Agakov lower bound on mutual information:

$$\begin{aligned} & \mathbb{E}_{\mathbf{x}, y} [\mathcal{E}_\theta(b_{t-1}, o_t, y)] - \mathbb{E}_{\mathbf{x}} [\log Z(b_{t-1}, o_t)] \\ &\geq \mathbb{E}_{\mathbf{x}, y} [\mathcal{E}_\theta(b_{t-1}, o_t, y)] - \mathbb{E}_{\mathbf{x}} \left[\frac{\mathbb{E}_y [e^{\mathcal{E}_\theta(b_{t-1}, o_t, y)}]}{a(b_{t-1}, o_t)} + \log[a(b_{t-1}, o_t)] - 1 \right] \\ &= 1 + \mathbb{E}_{\mathbf{x}, y} \left[\log \frac{e^{\mathcal{E}_\theta(b_{t-1}, o_t, y)}}{a(b_{t-1}, o_t)} \right] - \mathbb{E}_{\mathbf{x}} \left[\frac{\mathbb{E}_y e^{\mathcal{E}_\theta(b_{t-1}, o_t, y)}}{a(b_{t-1}, o_t)} \right]. \end{aligned} \quad (13)$$

To reduce variance, we leverage multiple samples $\{\mathbf{x}^{(j)}, y^{(j)}\}_{j=1}^K$ from \mathcal{D} to implement a low-variance but high-bias estimation for mutual information. For other observation trajectory which is

originated from other scene $(\mathbf{x}^{(j)}, y^{(j)})$ ($j \neq i$), we have its annotations $\{y^{(j)}\}_{j=1, j \neq i}^K$ independent from $\mathbf{x}^{(i)}$ and $y^{(i)}$, we have:

$$a(b_{t-1}, o_t) = a(b_{t-1}, o_t; y^{(1)}, \dots, y^{(K)}).$$

Then, we are capable of utilize additional samples $\{\mathbf{x}^{(j)}, y^{(j)}\}_{j=1}^K$ to build a Monte-Carlo estimate of the function $Z(b_{t-1}, o_t)$:

$$a(b_{t-1}, o_t; y_1, \dots, y_K) = m(b_{t-1}, o_t; y^{(1)}, \dots, y^{(K)}) = \frac{1}{K} \sum_{j=1}^K e^{\mathcal{E}_\theta(y^{(j)}|b_{t-1}, o_t)}.$$

To estimate the bound over K samples, the last term in Eq. (13) becomes constant 1:

$$\mathbb{E}_{\mathbf{x}} \left[\frac{\mathbb{E}_{y^{(1)}, \dots, y^{(K)}} e^{\mathcal{E}_\theta(b_{t-1}, o_t, y)}}{m(b_{t-1}, o_t; y^{(1)}, \dots, y^{(K)})} \right] = \mathbb{E}_{\mathbf{x}_1} \left[\frac{\frac{1}{K} \sum_{j=1}^K e^{\mathcal{E}_\theta(b_{t-1}, o_t^{(1)}, y^{(j)})}}{m(b_{t-1}, o_t^{(1)}; y^{(1)}, \dots, y^{(K)})} \right] = 1. \quad (14)$$

By applying Eq. (14) back to Eq. (13) and averaging the bound over K samples, (reindexing $x^{(1)}$ as $x^{(j)}$ for each term), we exactly recover the lower bound on mutual information proposed by Oord et al. (2018) as:

$$\begin{aligned} & 1 + \mathbb{E}_{\mathbf{x}^{(j)}, y^{(j)}} \left[\log \frac{e^{\mathcal{E}_\theta(b_{t-1}^{(j)}, y^{(j)})}}{a(b_{t-1}^{(j)}; y^{(1)}, \dots, y^{(K)})} \right] - \mathbb{E}_{\mathbf{x}^{(j)}} \left[\frac{\mathbb{E}_{y^{(j)}} e^{\mathcal{E}_\theta(b_{t-1}^{(j)}, o_t^{(j)}, \hat{y}^{(j)})}}{a(b_{t-1}^{(j)}, o_t^{(j)}; y^{(1)}, \dots, y^{(K)})} \right] \\ &= \mathbb{E}_{\mathbf{x}^{(j)}, y^{(j)}} \left[\log \frac{e^{\mathcal{E}_\theta(b_{t-1}^{(j)}, o_t^{(j)}, y^{(j)})}}{a(b_{t-1}^{(j)}, o_t^{(j)}; y^{(1)}, \dots, y^{(K)})} \right] \\ &= \mathbb{E}_{\mathbf{x}^{(j)}, y^{(j)}} \left[\log \frac{e^{\mathcal{E}_\theta(b_{t-1}^{(j)}, o_t^{(j)}, y^{(j)})}}{\frac{1}{K} \sum_{\hat{y}^{(j)}} e^{\mathcal{E}_\theta(b_{t-1}^{(j)}, o_t^{(j)}, \hat{y}^{(j)})}} \right]. \end{aligned}$$

By multiplying and dividing the integrand in Eq. (9) by the $\frac{p(y|b_{t-1}^{(j)}, o_{t-1})}{Z(b_{t-1}^{(j)}, o_t)}$ and extracting $\frac{1}{K}$ out of the brackets, it transforms into:

$$\mathbb{E}_{\mathbf{x}^{(j)}, y^{(j)}} \left[\log \frac{q_\theta(b_{t-1}^{(j)}, o_t^{(j)}, y^{(j)})}{\sum_{\hat{y}^{(j)}} q_\theta(b_{t-1}^{(j)}, o_t^{(j)}, \hat{y}^{(j)})} \right] + \log(K).$$

□

A.2 MUTUAL INFORMATION AND CONDITIONAL ENTROPY

Given scene annotation y , we measure the uncertainty of annotation y at time step t with conditional entropy of y given series of observations $\{b_{t-1}, o_t\}$, denoted as $H(y|b_{t-1}, o_t)$. In this section, we prove that the conditional entropy decrease is equivalent to the conditional mutual information in Eq. (6).

Theorem A.1. *For any time step $t > 1$, the following holds:*

$$H(y|b_{t-1}) - H(y|b_{t-1}, o_t) = I(o_t; y|b_{t-1}). \quad (15)$$

Proof. Initially, by replacing the conditional entropy with the difference between entropy and mutual information, the left-hand side becomes:

$$\begin{aligned} & H(y|b_{t-1}) - H(y|b_{t-1}, o_t) \\ &= [H(y) - I(y; b_{t-1})] - [H(y) - I(y; b_{t-1}, o_t)] \\ &= I(y; b_{t-1}, o_t) - I(y; b_{t-1}). \end{aligned}$$

By applying Kolmogorov identities (Polyanskiy & Wu, 2014), it transforms into:

$$I(y; b_{t-1}, o_t) - I(y; b_{t-1}) = I(o_t; y | b_{t-1}).$$

With Theorem A.1, we can establish a connection between the mutual information in Eq. (6). The greedy informative exploration in Definition 3.1, thereby deducing the relationship between the policy model of EAD with the InfoNCE objective in Eq. (5) and greedy informative exploration.

B OVERVIEW OF REINFORCEMENT LEARNING FUNDAMENTALS

At its core, reinforcement learning entails an agent learning to make decisions, interacting with its environment, and employing a Markov Decision Process (MDP) to model this interactive process. In the context of embodied perception, only three elements are relevant: observation, action, and state. The agent is in a particular state and needs to obtain observations from the environment to better understand it, take actions, interact with the environment, and transition to the next environment. To illustrate this with a robot, consider the procedure in which the robot captures an image from one specific position and then moves to the next position.

Furthermore, the Embodied Active Defense (EAD) method extends these concepts in reinforcement learning. Unlike making a one-time decision based on a single observation, EAD consistently monitors its environment, adjusting its understanding over time. It can be likened to a security camera that doesn't capture a single snapshot but rather continuously observes and adapts to its surroundings. A distinctive feature of EAD is its integration of perception (seeing and understanding) with action (taking informed actions based on that understanding). EAD doesn't merely passively observe; it actively interacts with its environment. This proactive engagement enhances EAD's ability to acquire more precise and reliable information, ultimately resulting in more informed decision-making.

C EXPERIMENT DETAILS FOR SIMULATION ENVIRONMENT

Environmental dynamics. Formally, we define the state $s_t = (h_t, v_t)$, as a combination of camera's yaw $h_t \in \mathbb{R}$ and pitch $v_t \in \mathbb{R}$ at moment t , while the action is defined as continuous rotation denoted by $a_t = (\Delta h, \Delta v)$. Thereby, the transition function is denoted as $T(s_t, a_t, \mathbf{x}) = s_t + a_t$, while the observation function is reformulated with the 3D generative model $O(s_t, \mathbf{x}) = \mathcal{R}(s_t, \mathbf{x})$, where $\mathcal{R}(\cdot)$ is a renderer (e.g., 3D generative model or graphic engine) that renders 2D image observation o_t given camera parameters determined by state s_t .

In practice, the detailed formulation for renderer in computational graphics is presented as:

$$o_t = \mathcal{R}'(\mathbf{E}_t, \mathbf{I}, \mathbf{x}), \quad (16)$$

where $\mathbf{E}_t \in \mathbb{R}^{4 \times 4}$ is the camera's extrinsic determined by state s_t , while $\mathbf{I} \in \mathbb{R}^{3 \times 3}$ is the pre-defined camera intrinsic. That is to say, we need to calculate the camera's extrinsic $\mathbf{E}_t \in \mathbb{R}^{4 \times 4}$ with s_t to utilize renderer to render 2D images. Assuming that we're using a right-handed coordinate system and column vectors, we have:

$$\mathbf{E}_t = \begin{bmatrix} \mathbf{R}_t & \mathbf{T} \\ \mathbf{0} & 1 \end{bmatrix}, \quad (17)$$

Where $\mathbf{R}_t \in \mathbb{R}^{3 \times 3}$ is the rotation matrix determined by s_t and $\mathbf{T} \in \mathbb{R}^{3 \times 1}$ is the invariant translation vector. The rotation matrices for yaw h_t and pitch v_t are:

$$\mathbf{R}^y(h_t) = \begin{bmatrix} \cos(h_t) & 0 & \sin(h_t) \\ 0 & 1 & 0 \\ -\sin(h_t) & 0 & \cos(h_t) \end{bmatrix}, \quad (18)$$

$$\mathbf{R}^x(v_t) = \begin{bmatrix} 1 & 0 & 0 \\ 0 & \cos(v_t) & -\sin(v_t) \\ 0 & \sin(v_t) & \cos(v_t) \end{bmatrix}. \quad (19)$$

The combined rotation R_t would then be $R_t = R^y(h_t) \times R^x(v_t)$. Then, the complete extrinsic matrix becomes:

$$\mathbf{E}_t = \begin{bmatrix} \mathbf{R}^y(h_t) \times \mathbf{R}^x(v_t) & \mathbf{T} \\ \mathbf{0} & 1 \end{bmatrix}. \quad (20)$$

Applying function. In our experiments, the adversarial patch is attached to a flat surface, such as eyeglasses for face recognition and billboards for object detection. Utilizing known corner coordinates of the adversarial patch in the world coordinate system, we employ both extrinsic \mathbf{E}_t and intrinsic \mathbf{K} parameters to render image observations containing the adversarial patch. We follow the projection process of 3D patch by [Zhu et al. \(2023\)](#) to construct the applying function, with the projection matrix $\mathcal{M}_{3d-2d} \in \mathbb{R}^{4 \times 4}$ specified as follows:

$$\mathcal{M}_{3d-2d} = \begin{bmatrix} \mathbf{K} & \mathbf{0} \\ \mathbf{0} & 1 \end{bmatrix} \times \mathbf{E}_t. \quad (21)$$

This process is differentiable, which allows for the optimization of the adversarial patches.

In summary, we propose a deterministic environmental model applicable to all our experimental environments (*e.g.*, EG3D, CARLA):

$$\begin{aligned} \text{State} \quad s_t &= (h_t, v_t) \in \mathbb{R}^2, \\ \text{Action} \quad a_t &= (\Delta h, \Delta v) \in \mathbb{R}^2, \\ \text{Transition Function} \quad T(s_t, a_t, \mathbf{x}) &= s_t + a_t, \\ \text{Observation Function} \quad Z(s_t, \mathbf{x}) &= \mathcal{R}(s_t, \mathbf{x}). \end{aligned}$$

The primary distinction between simulations for different tasks lies in the feasible viewpoint regions. These are detailed in the implementation sections for each task, specifically in Appendices D and E.

D EXPERIMENT DETAILS FOR FACE RECOGNITION

D.1 CELEBA-3D

We use unofficial implemented GAN Inversion with EG3D (<https://github.com/oneThousand1000/EG3D-projector>) and its default parameters to convert 2D images from CelebA ([Liu et al., 2018](#)) into 3D latent representation w^+ . For the 3D generative model prior, we use the EG3D models pre-trained on FFHQ which is officially released at <https://catalog.ngc.nvidia.com/orgs/nvidia/teams/research/models/eg3d>. For lower computational overhead, we desert the super-resolution module of EG3D and directly render RGB images of 112×112 with its neural renderer.


We further evaluate the quality of the reconstructed CelebA-3D dataset. We measure image quality with PSNR, SSIM and LPIPS between original images and EG3D-rendered images from the same viewpoint. We later evaluate the identity consistency between the reconstructed 3D face and their original 2D face with identity consistency (ID), which is slightly different from the one in ([Chan et al., 2022](#)), for we measure them by calculating the mean ArcFace ([Deng et al., 2019](#)) cosine similarity score between pairs of views of the face rendered from random camera poses and its original image from CelebA.

As shown in Table 4, the learned 3D prior over FFHQ enables surprisingly high-quality single-view geometry recovery. So our reconstructed CelebA-3D is equipped with high image quality and sufficient identity consistency with its original 2D form for later experiments. And the selection of reconstructed multi-view faces is shown in Figure 5.

The CelebA-3D dataset inherits annotations from the original CelebA dataset, which is accessible at <https://mmlab.ie.cuhk.edu.hk/projects/CelebA.html>. The release of this dataset for public access is forthcoming.

Table 4: quantitative evaluation for CelebA-3D. The image size is 112×112 .

	PSNR \uparrow	SSIM \uparrow	LPIPS \downarrow	ID \uparrow
CelebA-3D	21.28	.7601	.1314	.5771

Figure 5: qualitative evaluation for CelebA-3D. The first column presents the original face from CelebA, and the subsequent columns demonstrate the rendered multiview faces from inverted w^+ with EG3D. The image size is 112×112 .

D.2 DETAILS FOR ATTACKS

Impersonation and dodging in adversarial attacks against FR system. In adversarial attacks against FR systems, two main subtasks are identified: impersonation and dodging. Impersonation involves manipulating an image to deceive FR systems into misidentifying an individual as another specific person. Dodging, conversely, aims to prevent accurate identification by the FR system. It involves modifying an image so that the FR system either fails to detect a face or cannot associate the detected face with any data of its authentic identity in its database. These subtasks pose significant challenges to FR system security, highlighting the need for robust countermeasures in FR technology.

Attacks in pixel space. The Momentum Iterative Method (MIM) (Dong et al., 2018) and Expectation over Transformation (EoT) (Athalye et al., 2018b) focus on refining adversarial patches in RGB pixel space. MIM enhances the generation of adversarial examples by incorporating momentum into the optimization process, which enhances transferring of adversarial examples. In contrast, EoT considers various transformations, such as rotations and lighting changes, thereby strengthening the robustness of attacks under diverse physical conditions. For implementation, we adhered to the optimal parameters as reported in (Xiao et al., 2021), setting the number of iterations at $N = 150$, the learning rate at $\alpha = 1.5/255$, and the decay factor at $\mu = 1$. These parameters were consistent across all experiments. The sampling frequency for EoT was established at $M = 10$.

Attacks in latent space of the generative model. In the context of GenAP (Xiao et al., 2021) and Face3DAdv (Yang et al., 2022), the focus was on optimizing adversarial patches within the latent space of a Generative Adversarial Network (GAN). GenAP utilizes the generative capabilities of GANs to develop adversarial patches, whereas Face3DAdv is specifically designed for attacking facial recognition systems, accounting for 3D variations. Additionally, we employed the latent space of EG3D for patch optimization, opting for the Adam optimizer (Kingma & Ba, 2014) with a learning rate of $\eta = 0.01$ and an iteration count of $N = 150$. The sampling frequency was also set at $M = 10$.

D.3 DETAILS FOR ADAPTIVE ATTACKS

Adaptive attack for defense baselines. To launch adaptive attacks against parameter-free, purification-based defenses such as JPEG and LGS, we employ Backward Pass Differentiable Approximation (BPDA) as proposed by [Athalye et al. \(2018a\)](#). This method assumes that the output from each defense mechanism closely approximates the original input. For adaptive attacks on SAC and PZ, we use their official implementations ([Liu et al., 2022](#)), incorporating Straight-Through Estimators (STE) ([Bengio et al., 2013](#)) for backpropagation through thresholding operations.

Adaptive attack with uniform superset policy. In adaptive attacks for EAD, we leverage uniform superset approximation for the policy model. Thus, we have the surrogate policy

$$\tilde{\pi} := \mathcal{U}(h_{\min}, h_{\max}) \times \mathcal{U}(v_{\min}, v_{\max}), \quad (22)$$

where $a_t \in [h_{\min}, h_{\max}] \times [v_{\min}, v_{\max}]$, and $[h_{\min}, h_{\max}]$, $[v_{\min}, v_{\max}]$ separately denotes the pre-defined feasible region for horizontal rotation (yaw) and vertical rotation (pitch). The optimization objective is outlined as follows, with a simplified sequential representation for clarity²:

$$\begin{aligned} \max_p \quad & \mathbb{E}_{s_1 \sim P_1, a_i \sim \tilde{\pi}} \mathcal{L}(\bar{y}_\tau, y), \\ \text{with} \quad & \{\bar{y}_\tau, b_\tau\} = f(\{A(o_i, p; s_1 + \sum_{j=1}^{i-1} a_j)\}_{i=1}^\tau; \theta) \\ \text{s.t.} \quad & p \in [0, 1]^{H_p \times W_p \times C}, \end{aligned} \quad (23)$$

where P_1 denotes the distribution of initial state s_1 , and \mathcal{L} is the task-specific loss function.

Adaptive Attack Against Sub-Modules. An end-to-end attack may not always be the most effective strategy, particularly against defenses with complex forward passes. Targeting the weakest component is often sufficient. Therefore, we propose two separate adaptive attacks: one against the perception model and another against the policy model. The attack on the perception model aims to generate an adversarial patch that corrupts the internal belief b_t ([Sabour et al., 2015](#)). The optimization objective for this attack is to maximize the Euclidean distance between the corrupted belief b_τ and the benign belief b_τ^+ , formulated as follows:

$$\begin{aligned} \max_p \quad & \mathbb{E}_{s_1 \sim P_1, a_i \sim \tilde{\pi}} \|b_\tau - b_\tau^+\|_2^2, \\ \text{with} \quad & \{\bar{y}_\tau, b_\tau\} = f(\{A(o_i, p; s_1 + \sum_{j=1}^{i-1} a_j)\}_{i=1}^\tau; \theta), \\ & \{\bar{y}_\tau^+, b_\tau^+\} = f(\{o_i\}_{i=1}^\tau; \theta), \\ \text{s.t.} \quad & p \in [0, 1]^{H_p \times W_p \times C}. \end{aligned} \quad (24)$$

For the attack against the policy model, the goal is to create an adversarial patch that induces the policy model to output a zero action $a_i = \pi(b_i; \phi) = 0$, thereby keeping the EAD model stationary with an invariant state $s_i = s_1$ and generating erroneous predictions \bar{y}_τ . While the original problem can be challenging with policy output as a constraint, we employ Lagrangian relaxation to incorporate the constraint into the objective and address the following problem:

$$\begin{aligned} \max_p \quad & \mathbb{E}_{s_1 \sim P_1} \mathcal{L}(\bar{y}_\tau, y) + c \cdot \|\pi(\{A(o_1, p; s_1)\}_{i=1}^\tau; \phi)\|_2^2, \\ \text{with} \quad & \{\bar{y}_\tau, b_\tau\} = f(\{A(o_i, p; s_1)\}_{i=1}^\tau; \theta) \\ \text{s.t.} \quad & p \in [0, 1]^{H_p \times W_p \times C}, \end{aligned} \quad (25)$$

where $c > 0$ is a constant that yields an adversarial example ensuring the model outputs zero actions.

²The recurrent inference procedure is presented sequentially in this section for simplicity.

Adaptive Attack for the Entire Pipeline. Attacking the EAD model through backpropagation is infeasible due to the rapid consumption of GPU memory as trajectory length increases (*e.g.*, 4 steps require nearly 90 GB of video memory). To mitigate this, we use gradient checkpointing (Chen et al., 2016) to reduce memory consumption. By selectively recomputing parts of the computation graph defined by the τ -step EAD inference procedure, instead of storing them, this technique effectively reduces memory costs at the expense of additional computation. Using this method, we successfully attacked the entire pipeline along a 4-step trajectory using an NVIDIA RTX 3090 Ti.

Regarding implementation, we adopted the same hyper-parameters as Face3DAdv and considered the action bounds defined in Appendix D.5. For the constant c in the adaptive attack against the policy model, we employed a bisection search to identify the optimal value as per Carlini & Wagner (2017), finding $c = 100$ to be the most effective. Additionally, the evaluation results from these adaptive attacks and analysis are detailed in Appendix D.7 with main results in Table 9.

D.4 DETAILS FOR DEFENSES

JPEG compression. we set the quality parameter to 75.

Local gradients smoothing. We adopt the implementation at https://github.com/fabiobrau/local_gradients_smoothing, and maintain the default hyper-parameters claimed in Naseer et al. (2019).

Segment and complete. We use official implementation at <https://github.com/joellliu/SegmentAndComplete>, and retrain the patch segmenter with adversarial patches optimized by EoT (Athalye et al., 2018a) and USAP technique separately. We adopt the same hyper-parameters and training process claimed in Liu et al. (2022), except for the prior patch sizes, which we resize them proportionally to the input image size.

Patchzero. For Patchzero (Xu et al., 2023), we directly utilize the trained patch segmenter of SAC, for they share almost the same training pipeline.

Defense against Occlusion Attacks. DOA is an adversarial training-based method. We adopt the DOA training paradigm to fine-tune the same pre-trained IResNet-50 and training data as EAD with the code at <https://github.com/P2333/Bag-of-Tricks-for-AT>. As for hyper-parameters, we adopt the default ones in Wu et al. (2019) with the training patch size scaled proportionally.

D.5 DETAILS FOR IMPLEMENTATIONS

Model details. In the context of face recognition, we implement EAD model with a composition of a pre-trained face recognition feature extractor and a Decision transformer, specifically, we select IResNet-50 as the the visual backbone to extract feature. For each time step $t > 0$, we use the IResNet-50 to map the current observation input of dimensions $112 \times 112 \times 3$ into an embedding with a dimensionality of 512. This embedding is then concatenated with the previously extracted embedding sequence of dimensions $(t - 1) \times 512$, thus forming the temporal sequence of observation embeddings $(t \times 512)$ for Decision Transformer input. The Decision Transformer subsequently outputs the temporal-fused face embedding for inference as well as the predicted action. For the training process, we further map the fused face embedding into logits using a linear projection layer. For the sake of simplicity, we directly employ the Softmax loss function for model training.

In experiments, we use pre-trained IResNet-50 with ArcFace margin on MS1MV3 (Guo et al., 2016) from InsightFace (Deng et al., 2019), which is available at https://github.com/deepinsight/insightface/tree/master/model_zoo.

Phased training. It’s observed that the training suffers from considerable instability when simultaneously training perception and policy models from scratch. A primary concern is that the perception model, in its early perception stages, is unable to provide accurate supervision signals, leading the policy network to generate irrational actions and hindering the overall learning process. To mitigate this issue, we initially train the perception model independently using frames obtained from a random

action policy, namely *offline phase*. Once achieving a stable performance from the perception model, we proceed to the *online phase* and jointly train both the perception and policy networks, employing Algorithm 1, thereby ensuring their effective coordination and learning.

Meanwhile, learning offline with pre-collected data in the first phase proves to be significantly more efficient than online learning through interactive data collection from the environment. By dividing the training process into two distinct phases *offline* and *online*, we substantially enhance training efficiency and reduce computational costs.

Training details. To train EAD for face recognition, we randomly sample images from 2,500 distinct identities from the training set of CelebA-3D. we adopt the previously demonstrated phased training paradigm with hyper-parameters listed in Table 5.

Table 5: Hyper-parameters of EAD for face recognition

Hyper-parameter	Value
Lower bound for horizontal rotation (h_{\min})	-0.35
Upper bound for horizontal rotation (h_{\max})	0.35
Lower bound for vertical rotation (v_{\min})	-0.25
Upper bound for vertical rotation (v_{\max})	0.25
Ratio of patched data (r_{patch})	0.4
Training epochs for offline phase ($\text{lr}_{\text{offline}}$)	50
learning rate for offline phase ($\text{lr}_{\text{offline}}$)	1E-3
batch size for offline phase (b_{offline})	64
Training epochs for online phase	50
learning rate for online phase ($\text{lr}_{\text{online}}$)	1.5E-4
batch size for offline phase (b_{online})	48

D.6 COMPUTATIONAL OVERHEAD

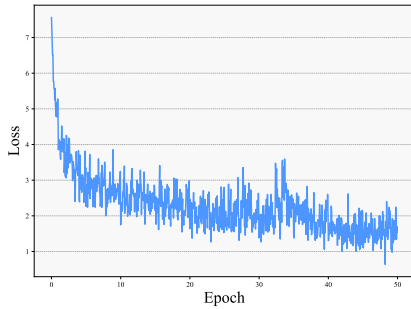
This section evaluates our method’s computational overhead compared to other passive defense baselines in facial recognition systems. The performance assessment is conducted on a NVIDIA GeForce RTX 3090 Ti and an AMD EPYC 7302 16-Core Processor, using a training batch size of 64. SAC and PZ necessitate training a segmenter to identify the patch area, entailing two stages: initial training with pre-generated adversarial images and subsequent self-adversarial training (Liu et al., 2022; Xu et al., 2023). DOA, an adversarial training-based approach, requires retraining the feature extractor (Wu et al., 2019). Additionally, EAD’s training involves offline and online phases, without involving adversarial training.

As indicated in Table 6, although differential rendering imposes significant computational demands during the online training phase, the total training time of our EAD model is effectively balanced between the pure adversarial training method DOA and the partially adversarial methods like SAC and PZ. This efficiency stems mainly from our unique USAP approach, which bypasses the need for generating adversarial examples, thereby boosting training efficiency. In terms of model inference, our EAD, along with PZ and DOA, demonstrates superior speed compared to LGS and SAC. This is attributed to the latter methods requiring CPU-intensive, rule-based image preprocessing, which diminishes their inference efficiency.

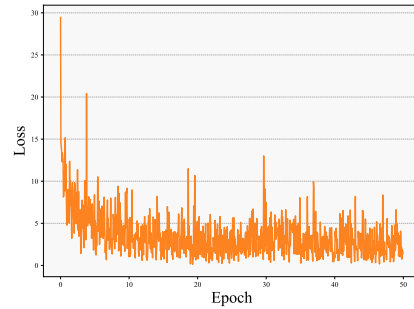
Regarding detailed training, the EAD model was trained following the configuration in Appendix D.5. The offline training utilized 2 NVIDIA Tesla A100 GPUs for approximately 4 hours (210 minutes). Due to the substantial memory demands of EG3D differential rendering, the online training phase required 8 NVIDIA Tesla A100 GPUs and extended to about 14 hours (867 minutes). Figure 6 illustrates the training curves of our method.

Table 6: omputational overhead comparison of different defense methods in face recognition. We report the training and inference time of defense on a NVIDIA GeForce RTX 3090 Ti and an AMD EPYC 7302 16-Core Processor with the training batch size as 64.

Method	# Params (M)	Parametric Model	Training Epochs	Training Time per batch (s)	Overall Training Time (GPU hours)	Inference Time per Instance (ms)
JPEG	-	non-parametric	-	-	-	9.65
LGS	-	non-parametric	-	-	-	26.22
SAC	44.71	segmenter	50 + 10	0.152/4.018	104	26.43
PZ						11.88
DOA	43.63	feature extractor	100	1.732	376	8.10
EAD	57.30	policy and perception model	50 + 50	0.595/1.021	175	11.51



(a) Offline training.



(b) Online training.

Figure 6: The training curves of EAD model for face recognition.

D.7 MORE EVALUATION RESULTS

Evaluation with different patch sizes. To further assess the generalizability of the EAD model across varying patch sizes and attack methods, we conduct experiments featuring both impersonation and dodging attacks. These attacks share similarities with the setup illustrated in Table 1. Although with different patch sizes, the results in Table 7 and Table 8 bear a considerable resemblance to those displayed in Table 1. This congruence further supports the adaptability of the EAD model in tackling unseen attack methods and accommodating diverse patch sizes.

Evaluation with different attack iterations. Figure 7 shows that EAD generalizes well under a wide spectrum of attack iterations, and the only ASR slightly increases when the patch gets larger. As for dodging attacks, Figure 8 demonstrates EAD’s superior generalizability compared to other defense strategies when countering dodging attacks. This is akin to the observations in Figure 3, where EAD, trained exclusively with patches comprising 10% of the image, consistently exhibits a low attack success rate, even with increasing patch sizes and attack iterations. This further underscores EAD’s exceptional generalizability. One subtle phenomenon to note is that the segmenter-based method (*i.e.* SAC and PZ) degrades when the attack iterations become smaller. Because the patches become more imperceptible.

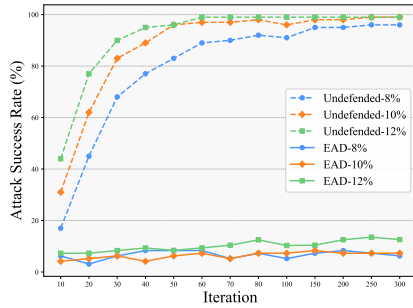
Evaluation with different adaptive attacks. As Table 9 demonstrates, our original adaptive attack using USP was more effective than tracing the authentic policy of EAD (overall). This may be

Table 7: The white-box impersonation attack success rates on face recognition models with different patch sizes. [†] denotes methods are trained with adversarial examples.

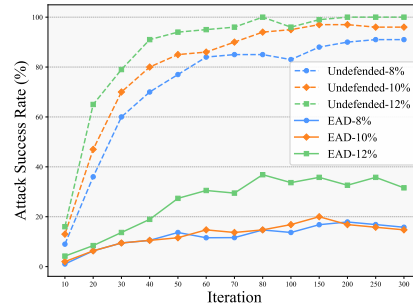
Method	8%				10 %				12%			
	MIM	EoT	GenAP	3DAdv	MIM	EoT	GenAP	3DAdv	MIM	EoT	GenAP	3DAdv
Undefended	100.0	100.0	99.00	98.00	100.0	100.0	100.0	99.00	100.0	100.0	100.0	99.00
JPEG	99.00	100.0	99.00	93.00	100.0	100.0	99.00	99.00	100.0	100.0	99.00	99.00
LGS	5.10	7.21	33.67	30.61	6.19	7.29	41.23	36.08	7.21	12.37	61.85	49.48
SAC	6.06	9.09	67.68	64.64	1.01	3.03	67.34	63.26	5.05	4.08	69.70	66.32
PZ	4.17	5.21	59.38	45.83	2.08	3.13	60.63	58.51	4.17	3.13	60.63	58.33
SAC [†]	3.16	3.16	18.94	22.11	2.10	3.16	21.05	16.84	3.16	4.21	15.78	18.95
PZ [†]	3.13	3.16	19.14	27.37	2.11	3.13	20.00	30.53	5.26	5.26	18.95	28.42
DOA [†]	95.50	89.89	96.63	89.89	95.50	93.26	100.0	96.63	94.38	93.26	100.0	100.0
EAD (ours)	4.12	3.09	5.15	7.21	3.09	2.06	4.17	8.33	3.09	5.15	8.33	10.42

Table 8: The white-box dodging attack success rates (%) on face recognition models with different patch sizes. [†] denotes methods are trained with adversarial examples.

Method	8%				10 %				12%			
	MIM	EoT	GenAP	3DAdv	MIM	EoT	GenAP	3DAdv	MIM	EoT	GenAP	3DAdv
Undefended	100.0	100.0	99.00	89.00	100.0	100.0	100.0	95.00	100.0	100.0	100.0	99.00
JPEG	98.00	99.00	95.00	88.00	100.0	100.0	99.00	95.00	100.0	100.0	100.0	98.00
LGS	49.47	52.63	74.00	77.89	48.93	52.63	89.47	75.78	55.78	54.73	100.0	89.47
SAC	73.46	73.20	92.85	78.57	80.06	78.57	92.85	91.83	76.53	77.55	92.85	92.92
PZ	6.89	8.04	58.44	57.14	8.04	8.04	60.52	65.78	13.79	12.64	68.49	75.71
SAC [†]	78.78	78.57	79.59	85.85	81.65	80.80	82.82	86.73	80.61	84.69	87.87	87.75
PZ [†]	6.12	6.25	14.29	20.41	7.14	6.12	21.43	25.51	11.22	10.20	24.49	30.61
DOA [†]	75.28	67.42	87.64	95.51	78.65	75.28	97.75	98.88	80.90	82.02	94.38	100.0
EAD (ours)	0.00	0.00	2.10	13.68	2.11	1.05	6.32	16.84	2.10	3.16	12.64	34.84



(a) Impersonation.



(b) Dodging.

Figure 7: Performance of EAD under varying attack iterations and patch sizes. The adversarial patches are crafted by 3DAdv.

attributed to vanishing or exploding gradients (Athalye et al., 2018a) that impedes optimization. This problem is potentially mitigated by our approach of computing expectations over a uniform policy distribution. In the meantime, The results reaffirm the robustness of EAD against a spectrum of adaptive attacks. It further shows that EAD’s defensive capabilities arise from the synergistic integration of its policy and perception models, facilitating strategic observation collection rather than learning a short-cut strategy to neutralize adversarial patches from specific viewpoints.

Impact of horizon length. We later demonstrate how the horizon length (*i.e.*, decision steps) influence the performance of EAD in Figure 9. Two key observations emerge from this analysis: 1) The standard accuracy initially exhibits an increase but subsequently declines as t surpasses the maximum trajectory length $\tau = 4$ which is manually set in model training, as detailed in Figure 9a. 2)

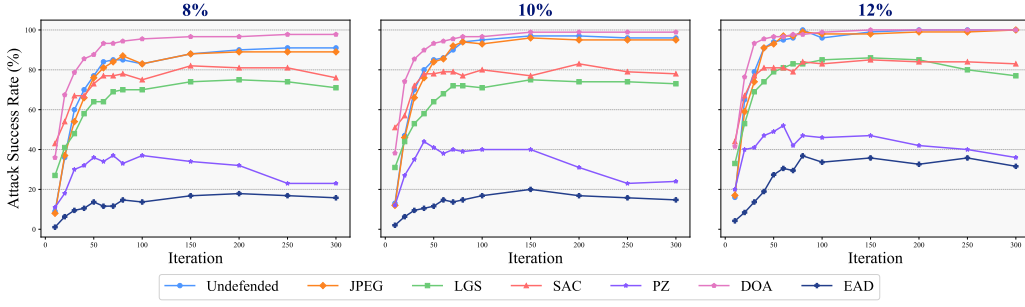


Figure 8: Comparative evaluation of defense methods across varying attack iterations with different adversarial patch sizes. The sizes of the adversarial patches for each subfigure, from left to right, are 8%, 10%, and 12%, respectively. The adversarial patches are crafted by 3DAdv for dodging.

Table 9: Evaluation of adaptive attacks on the EAD Model. Columns with *USP* represent results obtained by optimizing the patch with expected gradients over the Uniform Superset Policy (USP). And *perception* and *policy* separately represent adaptive attack against single sub-module. And *overall* denotes attacking EAD by following the gradients for along the overall (4 step) trajectory with gradient-checkpointing.

	Dodging				Impersonation			
	USP	Perception	Policy	Overall	USP	Perception	Policy	Overall
ASR (%)	22.11	10.11	16.84	15.79	8.33	1.04	9.38	7.29

The changes in the similarity between face pairs affected by adversarial patches consistently decline. Specifically, for impersonation attacks (Figure 9b), the change in similarity implies an increase, while a decrease is noted for dodging attacks (Figure 9c). This trend indicates that more information from additional viewpoints is accumulated during the decision process, effectively mitigating the issues of information loss and model hallucination caused by adversarial patches.

Efficiency of EAD’s policy. Although the efficiency of EAD’s policy is theoretically demonstrated as it has proven to be a greedy informative strategy in Sec. 3.2, we further validate the superiority of the EAD’s policy empirically by comparing the performance of EAD and EAD integrated with a random movement policy, hereafter referred to as EAD_{RAND}. Both approaches share identical neural network architecture and parameters. Figures 9b and 9c illustrate that the EAD_{RAND} is unable to mitigate the adversarial effect with random exploration, even when more action are employed. Consequently, the exploration efficiency of the random policy significantly lags behind the approximate solution of the greedy informative strategy, which is derived from parameter learning.

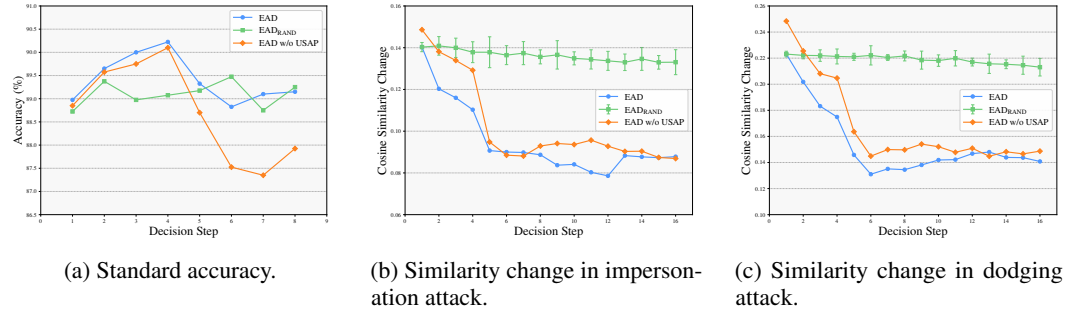


Figure 9: Model’s performance variation along the number of decision steps.

Evaluation under various viewpoints. To further assess the versatility of defenses over multiple viewpoints, we examine model performance under 3D viewpoint variation. For all the experiments, we utilize facial images requiring specific movement ranges for the cruciform rail, spanning from

-15° to 15° , corresponding to *yaw* and *pitch* respectively. Moreover, these conditions are linearly combined to form a new category termed as *mixture*. We employ Face3DAdv as the adversary, provided that solely adversarial examples crafted with Face3DAdv hat do not exhibit performance degradation when encountering viewpoint variations. Table 10 demonstrates that EAD consistently upholds superior performance, even under varied viewpoint conditions.

Table 10: Standard accuracy (%) and attack success rates (%) of Face3DAdv on face recognition models under various testing viewpoint protocols. “Acc.” denotes the accuracy with best threshold calculated with standard protocol from LFW (Huang et al., 2007). “Imp.” and “Dod.” respectively represents the attack success rate of impersonation and dodging attacks.

Method	Yaw			Pitch			Mixture		
	Acc.	Imp.	Dod.	Acc.	Imp.	Dod.	Acc.	Imp.	Dod.
Undefended	98.64	94.74	87.24	98.87	91.95	86.04	98.39	88.35	83.65
JPEG	98.88	91.48	86.43	98.94	89.26	84.83	98.39	84.94	82.60
LGS	93.12	29.32	72.39	92.42	26.23	69.32	91.92	24.54	68.50
SAC	95.47	57.22	75.21	96.30	59.83	74.84	95.24	53.83	74.04
PZ	97.81	41.07	51.91	97.77	39.99	49.66	97.39	36.35	48.54
EAD (ours)	-	-	-	-	-	-	99.28	13.68	7.21

D.8 MORE QUALITATIVE RESULTS

Qualitative comparison of different version of SAC. SAC is a preprocessing-based method that adopts a segmentation model to detect patch areas, followed by a “shape completion” technique to extend the predicted area into a larger square, and remove the suspicious area (Liu et al., 2022). As shown in Figure 10, the enhanced SAC, while exhibiting superior segmentation performance in scenarios like face recognition, inadvertently increases the likelihood of masking critical facial features such as eyes and noses. This leads to a reduced ability of the face recognition model to correctly identify individuals, thus impacting its performance in dodging attacks.




Figure 10: Qualitative results of SAC trained with different data. The first column present the adversarial image processed by regular SAC which trained with patch filled with Gaussian noise, while the subsequent column demonstrate the one processed by enhanced SAC. The adversarial patches are generated with 3DAdv and occupy 8% of the image.

More qualitative results of EAD. As shown in Figure 11, EAD model prioritizes a distinct viewpoint to improve target understanding while simultaneously maintaining a perspective where adversarial patches are minimally effective.

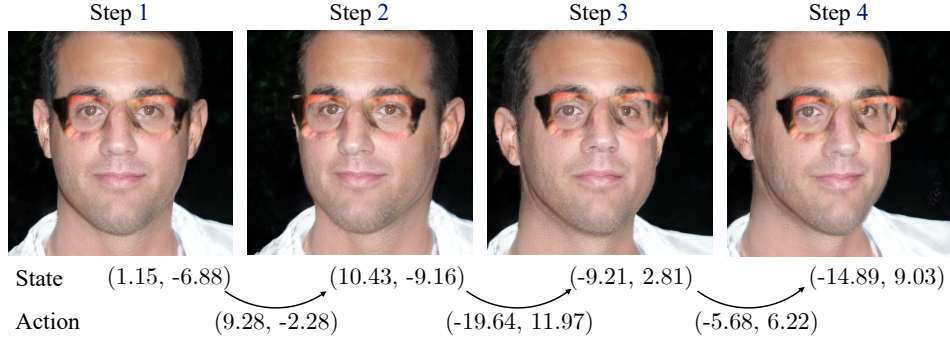


Figure 11: Qualitative results of EAD. The state represents the yaw and pitch of camera, and the action indicates the camera rotation predicted by EAD’s policy model. The adversarial patches are generated with 3DAdv and occupy 8% of the image.

E EXPERIMENT DETAILS FOR OBJECT DETECTION

E.1 DETAILS FOR EXPERIMENTAL DATA

Details on CARLA. For model testing, we use the scene basis `billboard05` from CARLA-GEAR (Nesti et al., 2022). For each testing scene, we randomly place different objects within the scene to ensure the diversity of testing scenarios. In this setting, the adversarial patch are affixed to billboards on the street. scene examples are represented in Figure 12.



Figure 12: Scene examples from `billboard05` of CARLA-GEAR. The first two and last two images belong to different scenes. The first image is a benign image, while the second image is contaminated with adversarial patches attached to the billboards. For the last two images, they are rendered from different viewpoints.

Details on EG3D. We use a pre-trained EG3D model on ShapeNet Cars at <https://catalog.ngc.nvidia.com/orgs/nvidia/teams/research/models/eg3d> to generate multi-view car images with the resolution of 128×128 . And the seed is 114514. As for data annotation, We select the pre-trained YOLOv5x model which is the largest and performs the best (Jocher et al., 2021). We fine-tune it on the generated car images for 500 iterations and then utilize it as an annotation model to label bounding boxes for later generated images.

E.2 DETAILS FOR ATTACKS

As for MIM (Dong et al., 2018), we set the decay factor $\mu = 1.0$, while the size of the Gaussian kernel is 21 for TIM (Dong et al., 2019).

Details on CARLA. For attacks in CARLA, we utilize the attack against Mask-RCNN implemented by CARLA-GEAR at <https://github.com/retis-ai/PatchAttackTool> and its default hyper-parameters.

Details on EG3D. For attacks in environment powered by EG3D, we set the number of iterations as $N = 100$ and the learning rate $\alpha = 10/255$.

E.3 DETAILS FOR DEFENSE

For SAC[†] and PZ[†], We use official implementation and its pre-trained patch segmenter checkpoint for object detection at <https://github.com/joellliu/SegmentAndComplete>, which is trained with adversarial examples generated with PGD (Madry et al., 2017).

E.4 DETAILS FOR IMPLEMENTATION

Model details. For experiment conducted on simulation environment based on EG3D, We implement EAD for object detection with a combination of YOLOv5n and Decision Transformer. For each time step $t > 0$, given the current observation of dimensions $640 \times 640 \times 3$ as input, the smallest feature maps ($4 \times 4 \times 512$) within the feature pyramid are utilized. These maps are extracted via the YOLOv5 backbone and reshaped into a sequence with dimensions 16×512 . we utilize the smallest feature maps ($4 \times 4 \times 512$) in the feature pyramid which is extracted with the YOLOv5 backbone and reshape it into a sequence (16×512). To concatenate it with the previous extracted observation sequence $16(t-1) \times 512$, we have a temporal sequence of visual features as the input of Decision Transformer, and it output the temporal-fused visual feature sequences (16×512) and predicted action. To predict the bounding boxes and target label which is required in object detection, we reshape the temporal-fused visual sequence back to its original shape and utilize it as part of the feature pyramid in the later stage for object detection in YOLOv5n. As for experiment on CARLA, we utilize a combination of Mask-RCNN and Decision Transformer with similar implementation technique.

We use the official implementation and pre-trained model checkpoints for both YOLOv5n and YOLOv5x at <https://github.com/ultralytics/yolov5>. As for Mask-RCNN, we adopt the implementation from torchvision.

Training details. We adopt a similar training paradigm as EAD for face recognition and set the hyper-parameters of EAD for object detection as follows:

Table 11: Hyper-Parameters of EAD for object detection

Hyper-Parameter	Value
Lower bound for horizontal rotation (h_{\min})	$-\pi/2$
Upper bound for horizontal rotation (h_{\max})	$\pi/2$
Lower bound for vertical rotation (v_{\min})	0
Upper bound for vertical rotation (v_{\max})	0.2
Ratio of patched data (r_{patch})	0.4
Training iterations for offline phase	500
learning rate for offline phase ($\text{lr}_{\text{offline}}$)	2E-5
batch size for offline phase (b_{offline})	64
Training iterations for online phase	80
learning rate for online phase ($\text{lr}_{\text{online}}$)	1E-5
batch size for online phase (b_{online})	32



Figure 13: Different shapes used for evaluation. From left to right: rectangle, ellipse and diamond.



Figure 14: Adversarial examples with patches of different shapes. From left to right: rectangle, ellipse and diamond.

E.5 MORE EVALUATION RESULTS ON EG3D

Evaluation with different patch shapes. Credits to other shapes of the patch are either too skeptical in face recognition or non-rigid which causes 3D inconsistency, we conduct corresponding experiments in the object detection scenario to evaluate the generalizability of EAD across different shapes of the patch. Specifically, we evaluate rectangle-trained EAD with adversarial patches of varying shapes, while maintaining a fixed occupancy of the patch area. The shapes used for evaluation are depicted in Figure 13, with their respective adversarial examples presented in Figure 14. We present the iterative defense process in Figure 15.

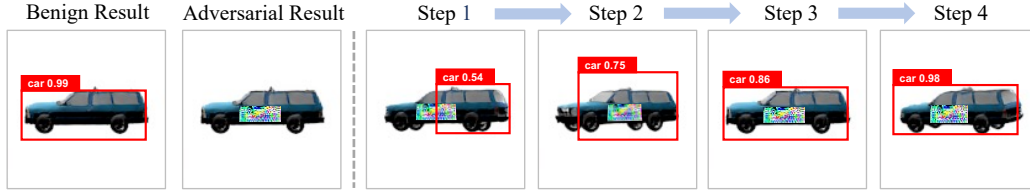


Figure 15: Qualitative results of EAD on simulation environment powered by EG3D. The first two columns present the detection results on benign and adversarial images, and the subsequent columns demonstrate the interactive inference steps that the model took. The adversarial patches are generated with MIM and occupy 4% of the image.

As demonstrated in Table 12, our model surpasses other methods in terms of both clean and robust accuracy, even when faced with adversarial patches of diverse unencountered shapes. These results further underscore the exceptional generalizability of EAD in dealing with unknown adversarial attacks.

Table 12: The mAP (%) of YOLOv5 under different white-box adversarial attacks and patch shapes. [†] denotes methods are trained with adversarial examples.

Method	Clean	Rectangle			Ellipse			Diamond		
		PGD	MIM	TIM	PGD	MIM	TIM	PGD	MIM	TIM
Undefended	63.4	49.5	48.8	50.2	56.4	55.9	56.8	58.9	59.0	59.7
JPEG	62.7	51.1	50.6	57.8	57.5	57.4	57.5	60.1	59.9	59.9
LGS	64.7	64.8	55.4	60.7	65.0	66.6	61.9	65.6	66.7	63.7
SAC [†]	63.4	49.9	47.9	48.5	52.9	51.9	52.7	57.3	56.2	56.6
PZ [†]	63.4	50.5	50.8	50.6	56.6	57.2	57.1	59.1	59.9	59.9
EAD (ours)	75.9	64.1	58.8	67.9	70.8	67.3	72.8	71.5	69.6	74.1