

# Effect of magnetic field on the Bose-Einstein condensation of quantum well exciton-polaritons

Le Tri Dat,<sup>1,2</sup> Vinh N.T. Pham,<sup>3</sup> Tran Duong Anh-Tai,<sup>4,\*</sup> Vo Quoc Phong,<sup>5,6</sup> and Nguyen Duy Vy<sup>7,8</sup>

<sup>1</sup>*Division of Applied Physics, Dong Nai Technology University, Bien Hoa City, Vietnam*

<sup>2</sup>*Faculty of Engineering, Dong Nai Technology University, Bien Hoa City, Vietnam<sup>†</sup>*

<sup>3</sup>*Department of Physics, Ho Chi Minh City*

*University of Education, Ho Chi Minh City, Vietnam*

<sup>4</sup>*Quantum Systems Unit, OIST Graduate University, Onna, Okinawa 904-0495, Japan*

<sup>5</sup>*Department of Theoretical Physics,*

*University of Science, Ho Chi Minh City 70000, Vietnam*

<sup>6</sup>*Vietnam National University, Ho Chi Minh City 70000, Vietnam<sup>‡</sup>*

<sup>7</sup>*Laboratory of Applied Physics, Science and Technology Advanced Institute,*

*Van Lang University, Ho Chi Minh City, Vietnam*

<sup>8</sup>*Faculty of Applied Technology, School of Technology,*

*Van Lang University, Ho Chi Minh City, Vietnam<sup>§</sup>*

(Dated: April 2, 2024)

## Abstract

We theoretically examine the effect of the magnetic field on the relaxation process of the exciton-polariton toward the Bose-Einstein condensation in GaAs quantum wells. As a result of the modification of the exciton's effective mass, Rabi splitting, and dispersion, the relaxation rate of polaritons toward condensation has been significantly modified. Using a continuous pumping, the dynamics of total and condensated polariton versus magnetic field has been clarified. It has been shown that for low-energy pumping, the condensation is significantly reduced with a magnetic field, and this arises from the reduction of the scattering rate between energy levels when the steepness of the dispersion at higher energy is reduced. Increasing of pump energy together with the magnetic field could lead to a more effective relaxation and a much higher number of condensated polariton is obtained.

---

\* [tai.tran@oist.jp](mailto:tai.tran@oist.jp)

---

† [letridat@dntu.edu.vn](mailto:letridat@dntu.edu.vn)

‡ [vqphong@hcmus.edu.vn](mailto:vqphong@hcmus.edu.vn)

§ Corresponding author: [nguyenduyvy@vlu.edu.vn](mailto:nguyenduyvy@vlu.edu.vn)

## I. INTRODUCTION

The effects of the magnetic field on the energy level of exciton in semiconductors have been studied for several years. Applying a static magnetic field perpendicular to the two-dimensional plane of excitons, several interesting phenomena could be seen, e.g., the increase in the effective mass, the exciton oscillation strength, the blue shift in the photoluminescence peaks [1–3], or spin tuning of condensates in close vicinity [4]. A shrinking in the size of the exciton wave functions was also obtained with an increasing magnetic field, which led to an increase in the interaction energy and oscillator strength [5] by using a fully microscopic theory and was in agreement with the experimental data of Refs. [6] and [7]. Furthermore, the enhancement of the vacuum Rabi splitting and exciton-photon coupling, the square-root dependence of oscillation frequency on the exciton oscillator strength observed by Berger et al. [2] were recently confirmed and explained by Pietka et al. [6, 8]. These results suggest further studies of the characteristics of excitons in a magnetic field, such as the relaxation process and the condensation of exciton-polaritons.

In a micropillar cavity in a magnetic field, Sturm et al. [9] observed the polariton condensation of each spin component for two distinct threshold powers. They also attributed related phenomena to the spin-Meissner effect predicted for a fully thermalized system. However, the dynamics of the condensation of exciton-polariton in a quantum well under a magnetic field has not been received much interest.

In this study, we elucidate the effect of the magnetic field on the condensation dynamics of the exciton-polariton in a (two-dimensional) quantum well. Dependence of the total polariton number, the condensated number, and their momentum distribution on the magnetic field and the optically pumping position will be explored. Also, the possibility of obtaining a high-efficiency condensation with much lower optical pumping is also discussed. We limit the magnitude of the magnetic field to 6 T and the effects relating to Zeeman splitting [3, 10] will not be considered here.

Section II provides a basic mathematical introduction to the exciton-polariton formalism for the dressed state of the exciton in optical microcavity [11]. Dependence of the properties of exciton and the exciton-photon coupling on the magnetic field will also be presented. Section III presents the results of the theoretical study of the condensation process. Section IV provides a summary and conclusions.

## II. THEORETICAL FRAMEWORK

### A. Exciton-polariton formalism

The exciton in two-dimensional optical microcavity could be strongly coupled with the photon and the dressed state is a quasi-particle called the exciton-polariton [11]. The Hamiltonian for examining polaritons kinetics could be written as follows involving the components of the exciton ( $B_k$ ), photon ( $b_k$ ), acoustic phonon ( $c_q$ ), and the coupling between them [12, 13],

$$H_{tot} = H_X + H_C + H_{X-C}, \quad (1)$$

where  $H_X = \sum_p \hbar\omega_p^X B_p^\dagger B_p$ ,  $H_C = \hbar\omega_p^C b_p^\dagger b_p$ ,  $H_{X-C} = i\hbar\frac{\Omega_X}{2}(b_p^\dagger B_p - B_p^\dagger a_p)$ . The exciton (X, effective mass  $M_x$ ) and photon (C) energy in quantum well (dielectric constant  $\epsilon_b$ ) are

$$\hbar\omega_p^X = \hbar\omega_t + \frac{\hbar^2 p^2}{2M_x}, \quad \hbar\omega_p^C = \hbar\left(\omega_0^2 + \frac{c^2 p^2}{\epsilon_b}\right)^{1/2}, \quad (2)$$

and  $\Omega_X (\simeq 0-30 \text{ meV})$  is the exciton-photon coupling which is dependent on the structure and materials. The 2D wave vector is written as  $k_{\parallel} = k$  for brevity,  $\mathbf{q} = (q, q_z)$  and  $|\mathbf{q}| = \sqrt{q^2 + q_z^2}$ . The first three terms of Eq. (1) could be diagonalized to get the exciton-polariton Hamiltonian,  $H_{pol} = \sum_p \omega_p^{pol} a_p^\dagger a_p$ ,

$$2\omega_{p\pm}^{pol} = \omega_p^X + \omega_p^C \pm \sqrt{(\omega_p^X - \omega_p^C)^2 + \Omega_X^2}. \quad (3)$$

with  $\pm$  denotes the upper/lower branch of the polariton. We notice on the lower branch of the polariton where the kinetics contributes significantly to the relaxation process,  $\omega_p^{pol} = \omega_{p-}^{pol}$ . The dispersion of  $\omega_{p-}^{pol}$  together with that of photon and exciton are presented in Fig. 1(top left). In the current study for polariton kinetics, the polariton-phonon and polariton-polariton interactions are taken into account,

$$H_{tot} = H_{pol} + H_{def} + H_{X-X} \quad (4)$$

where

$$H_{def} = \sum_{q, q_z, p} [G(q, q_z) B_p^\dagger B_{p-q} (c_{q, q_z} + c_{-q, q_z}^\dagger) + c.c.] \quad (5)$$

where  $G$  is the exciton-phonon coupling strength [14–16],

$$G(q, q_z) = i \sqrt{\frac{\hbar |\mathbf{q}|}{2V \rho u q_z L_z}} \frac{8\pi^2}{(4\pi^2 - q_z^2 L_z^2)} \sin\left(\frac{q_z L_z}{2}\right) \times \left\{ a_e \left[1 + \frac{b_e^2}{4}\right]^{-3/2} + a_h \left[1 + \frac{b_h^2}{4}\right]^{-3/2} \right\}. \quad (6)$$

and  $H_{X-X} = 6E_B a_B^2 x_{k+q} x_{k'-q} x_{k'} x_k$  is the exciton-exciton interaction with the Hopfield coefficient  $x_p$  ( $B_p = x_p a_p$ ),  $x_p^2 = \frac{\omega_p^{pol} - \omega_p^C}{2\omega_p^{pol} - \omega_p^X - \omega_p^C}$ . Such coefficients are shown in Fig. 1 (bottom left) where the portion of exciton becomes large for  $k > 10^{-2} \text{ nm}^{-1}$ . The parameters for a GaAs quantum well (QW) are used as follows [13]. QW area:  $S = 100 \mu\text{m}^2$ , QW thickness  $L_z = 5 \text{ nm}$ ,  $\epsilon_b = 11.9$ , electron and hole effective masses:  $m_e = 0.067m_0$ ,  $m_h = 0.45m_0$ , where  $m_0$  is the electron mass,  $\Omega_X = 5 \text{ meV}$ ,  $\hbar\omega_0 = 1.515 \text{ eV}$ . The lifetimes of photons and excitons are  $\tau_c = 4 \text{ ps}$  and  $\tau_x = 20 \text{ ps}$ , respectively, and the temperature of the whole system is 4 K.

## B. Polariton under magnetic field

In a magnetic field, the properties of exciton are strongly modified involving the reduction of Bohr radius and Rabi splitting, the increase of effective mass and coupling strength. The binding energy of exciton under a magnetic field has been examined by Tarucha et al. [1] where an energy shift  $\Delta E \propto B^2$  was seen. It has recently been reviewed by Bodnar et al. [17] where the relation  $\Delta E = D_2 B^2$  is adopted with  $D_2 = (0.085 \pm 0.004) \text{ meV/T}^2$  and good agreement with the measurement of the experiment has been obtained. For the increase of the exciton mass, the relation  $\frac{1}{M(B)} = \frac{1}{M} - D_M B^2$  where  $D_M = (0.048 \pm 0.002) m_0^{-1} \text{T}^{-2}$  and  $m_0$  is the free electron mass was also used.

On the other hand, by using the variational method, properties of an exciton in magnetic field could be figured out [2, 18]. The Rabi splitting reduces with the magnetic field,  $\Omega(B) = \Omega_0(a_0/a(B))$  where  $a_0$  and  $a(B)$  are the Bohr radius without and with the magnetic field, respectively, with a radius ratio,

$$\frac{a(B)}{a_0} = \sqrt{2} \left[ 1 + \sqrt{1 + \frac{3}{2} \frac{e^2 a_0^4 B^2}{\hbar^2}} \right]^{-1/2}. \quad (7)$$

As a result of the exciton energy modification due to the magnetic field, the exciton-polariton dispersion is significantly modified [see Eq. (3)].

Polariton dispersion and Hopfield coefficients

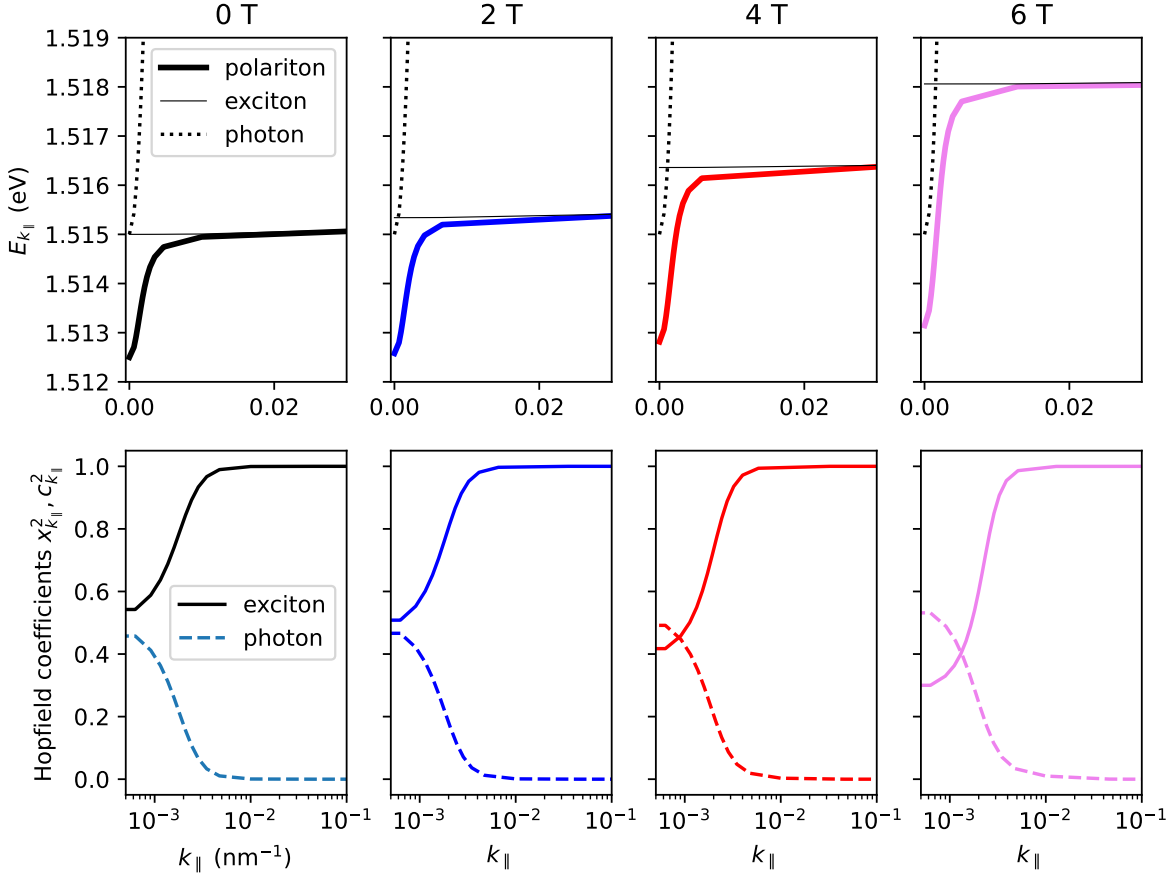


FIG. 1. (top panel) Polariton dispersion when a magnetic field is available,  $B = 0\text{--}6$  T. The exciton energy (thin black line) is levitated and the polariton dispersion is steeper, colored solid thick lines vs black line ( $B = 0$ ). (bottom panel) The Hopfield coefficients for exciton ( $x_{k_{\parallel}}^2$ , solid) and photon ( $x_{k_{\parallel}}^2$ , dashed) components.

Figure 1(top panel) presents the blue shift of the polariton energy in the low- $k$  region when  $B$  is increased and this shift is proportional to  $B^2$ . In the high- $k$  region, the exciton component ( $x_{k_{\parallel}}^2$ ) increases; therefore, the magnetic-induced energy shift is stronger. The beginning of the exciton-dominated region ( $k_{\parallel} \simeq 0.01 \text{ nm}^{-1}$ ) is also the region of bottleneck effect, where the polariton usually builds up before relaxing to the condensed region of  $k_{\parallel} = 0$ . Corresponding Hopfield coefficients for exciton and photon components are presented in Fig. 1(bottom panel). The exciton component increases with  $B$  in low- $k$  region, for  $k > 0.01 \text{ nm}^{-1}$  the two components no longer in the strong coupling regime,  $x_{k_{\parallel}}^2 \rightarrow 1$  and

$c_{k_{\parallel}}^2 \rightarrow 0$ . The polariton formalism is loosely satisfied, and the build-up of polaritons in the form of the exciton reservoir is commonly accepted. Nevertheless, the relaxation of these excitons from non-resonant regions significantly contributes to the number of condensed polariton.

### III. CONDENSATION DYNAMICS

We here examine the effects of the magnetic field on the relaxation of the exciton-polariton toward the low-energy region, especially the condensation at  $k_{\parallel} = 0$ . Polaritons are assumed to be optically pumped at a wave number  $k_{\parallel} = k_p$ , the scattering processes occur via energy exchange between polariton-polariton (p-p) and polariton-phonon (p-ph) interactions and the number of polariton at every wave number is continuously re-distributed. To simplify the study of relaxation under a magnetic field  $B$ , continuous pumping is used here.

#### A. Polariton population with continuous pumping

The condensation dynamics of exciton-polaritons in a quantum well, which has been effectively described within the Boltzmann equations [13–15], where the evolution of the number of polariton  $n_{\vec{k}}(t)$  will be examined,

$$\frac{\partial n_{\vec{k}}}{\partial t} = p(\vec{k}, t) + \frac{\partial n_{\vec{k}}}{\partial t}|_{p-p} + \frac{\partial n_{\vec{k}}}{\partial t}|_{p-ph} - \frac{n_{\vec{k}}}{\tau_{\vec{k}}}, \quad (8)$$

where  $p(\vec{k}, t)$  is the pump term and  $\tau_{\vec{k}}$  is the polariton life-time. In the current work, we assume a continuous pumping similar to that in Ref. [19] and has the form

$$p_c(\vec{k}, t) = p_0 \exp \left[ \frac{E(k) - E(k_p)}{\Gamma} \right]^2 \tanh(t/t_0), \quad (9)$$

where  $p_0$  presents the pump power,  $\Gamma$  is the pulse width,  $t_0 = 50$  ps presents the time scale that the pump is fully reached, and  $k_p$  is the wave number of the pump photons ( $k_p = \omega_p/c$ ). The lifetime  $\tau_{\vec{k}}$  is given based on the lifetime of cavity photons and quantum well excitons weighted by the the square of their Hopfield coefficients,  $c_{\vec{k}}^2$  and  $x_{\vec{k}}^2$ , respectively.

Once the optical pump is started, the polariton is created and depending on the pump strength  $\propto p_0$ , the polariton number will evolve with time. After 0.5–2 ns, the balance between the creating and decaying of polariton is set and a stationary state could be seen

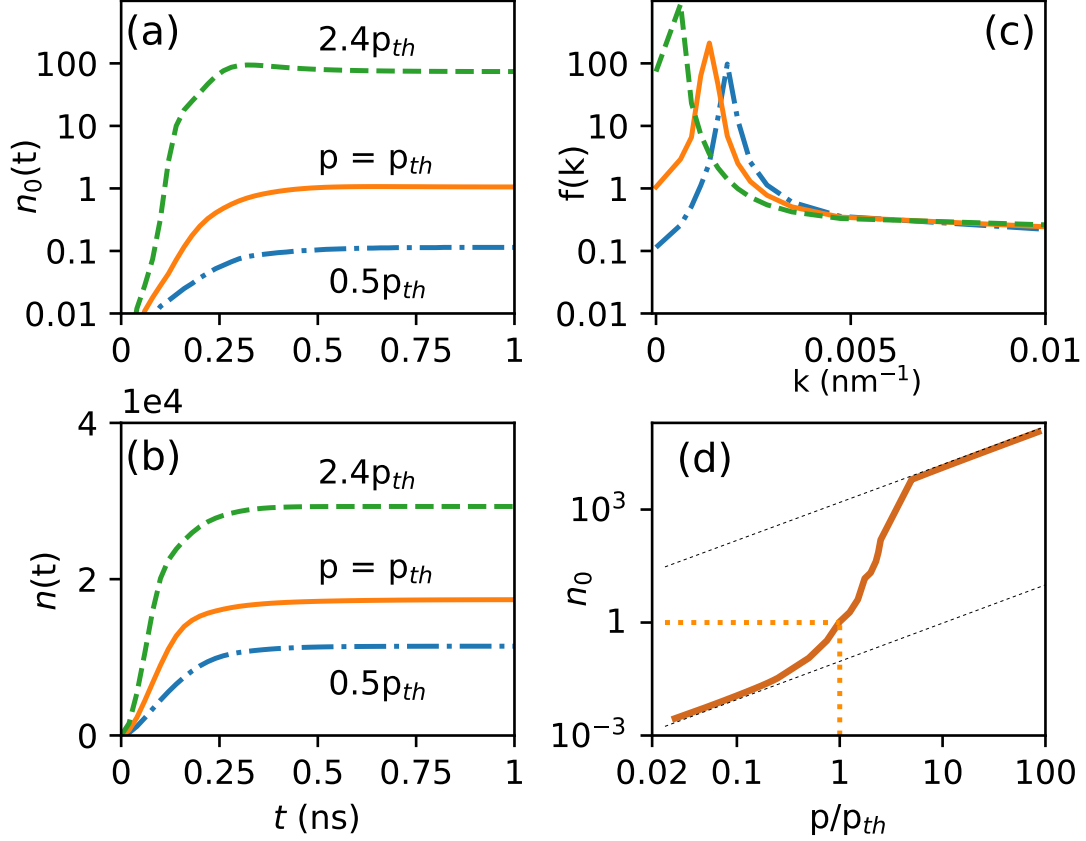


FIG. 2. Time evolution of (a) condensated ( $n_0$ ) and (b) total ( $n$ ) polariton at some pump strengths. (c) Momentum distribution  $f_k = n_k S$  after 1-ns evolution. (d) S-like dependence of the number of condensated polariton ( $n_0$ ) versus pump strength. Here,  $k_p = 0.02 \text{ nm}^{-1}$ .

[Fig. 2(a) and (b)]. The relaxation process gradually builds up the condensated polariton  $n_0$ . We theoretically set the pump strength that gives rise to  $n_0 = 1$  as the pump threshold,  $p_{th}$ , and then a fixed pump strength is used throughout the calculation except for Fig. 2(d). Below the threshold, e.g.  $p = 0.5p_{th}$ ,  $n_0$  reaches 0.1 after 1 ns [see blue dash-dotted lines] and the total polariton number is about 1100. Above threshold,  $p = 2.4p_{th}$ ,  $n_0 \sim 80$  (green dashed lines).

The distribution  $f_k = n_k S$  ( $S$  is the area of the quantum well) after 1 ns of relaxation process is shown in Fig. 2(c). It could be seen that with a moderate pump strength, the build-up of  $n_0$  has not been fully reached, i.e. the number of particles of  $k > 0$  is greater than that of  $k = 0$ . If the relaxation process toward  $k = 0$  is inefficient, the bottle neck effect is clearly seen,  $n_{k>0} \gg n_{k=0}$ . Enhancing the p-p scattering has been shown to effectively



suppress this effect and a clear condensation is obtained. Then one gets an S-like dependence of condensed number versus pump strength [14, 15], as shown in Fig. 2(d).

### B. Polariton dynamics with magnetic field

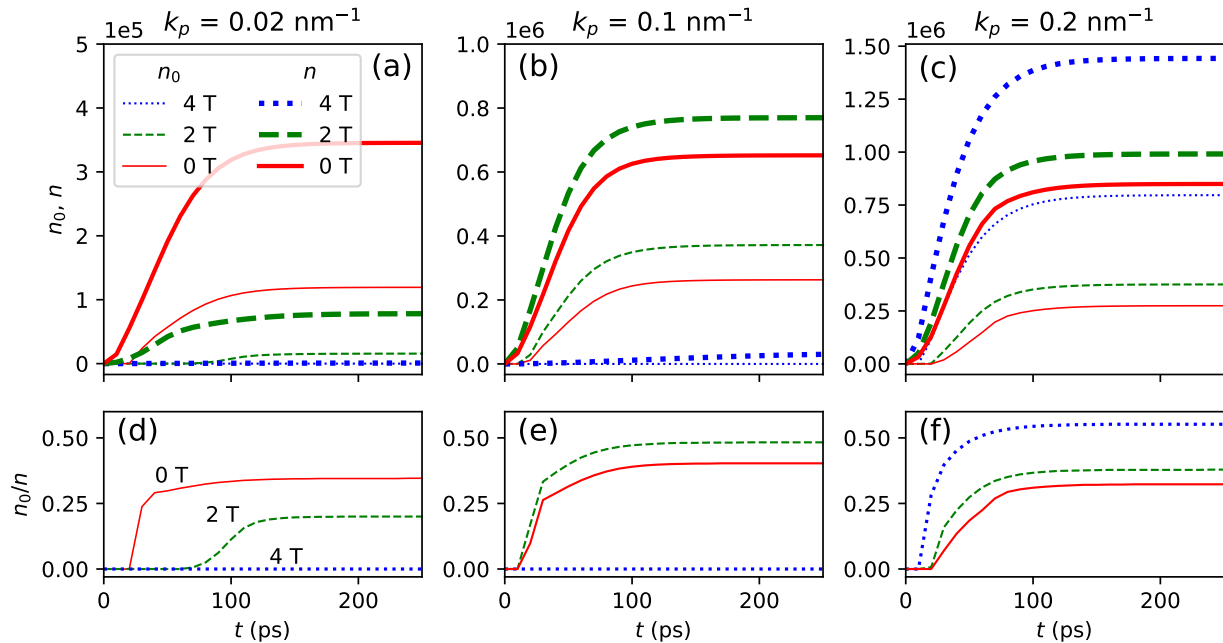


FIG. 3. (top) Time evolution of condensed ( $n_0$ ) and total ( $n$ ) polariton and (bottom) their relative ratio ( $n_0/n$ ). Here,  $k_p = 0.02 \text{ nm}^{-1}$  (a) and (d),  $0.1 \text{ nm}^{-1}$  (b) and (e), and  $0.2 \text{ nm}^{-1}$  (c) and (f). For  $k_p = 0.02 \text{ nm}^{-1}$ ,  $n_0$  and  $n$  are significantly reduced with  $B$  and for  $B > 2.5 \text{ T}$ ,  $n_0 < 1$ , while for greater  $k_p$ , both  $n$  and  $n_0$  increase with  $B$ .

For an increasing magnetic field, the polariton dispersion is flatter than that in the region of  $k_{\parallel} > 0.02 \text{ nm}^{-1}$ . As a result, the exciton-phonon interaction decreases because the relaxation rate via the phonon interaction is now smaller than the decay rate of exciton. Figure 3(top) presents the evolution of the total ( $n$ ) and condensed ( $n_0$ ) particles for various values of  $B = 0, 2$ , and  $4 \text{ T}$ , respectively. For a pump with a wave number  $k_p = 0.02 \text{ nm}^{-1}$  [Figs. 3(a) and (d)], a reduction of  $n$  and  $n_0$  with  $B$  is clearly seen. This arises from the reduction in the relaxation rate with  $B$ . As stated in the previous section, the exciton mass increases with  $B$  and this directly leads to a decrease in the dispersion steepness, i.e.  $dE_{k_{\parallel}}/dk_{\parallel}$ . This disfavors the transition of polariton from higher to lower energy because

the conservation of energy and the conservation of momentum are difficult to satisfy at the same time.

The pump position  $k_p$  has a significant effect on  $n$  and  $n_0$ . If  $k_p$  is increased, the role of the magnetic field ( $B$ ) becomes more important, as shown by green dashed lines in Figs. 3(b) and (e). If  $B$  is further increased, the number of polariton is reduced [see green dotted lines]. The high- $k_p$  pumping becomes more efficient just when a higher magnetic field is applied, as shown by blue dotted lines in Fig. 3(c) and (f).

Therefore, it is necessary to examine the total and condensated number of particles in saturation with various pump positions (wave number) and the magnetic field  $B$ . We present in Fig. 4 the condensated number versus  $k_p$  and some values of  $B$ .  $n_0$  starts increasing if  $k_p$  is increased and then  $n_0$  is nearly unchanged  $k_p$  greater than a certain value,  $n_0$  sets a stationary value despite pump position (wave number). Especially, without the magnetic field,  $n_0$  increases slightly for pumping with  $k_p = 0.18\text{--}0.24\text{ nm}^{-1}$ . We have not attributed this to any mechanism although we could see that this also happens for other values of  $B$ .

Furthermore, for  $k_p \geq 0.2\text{ nm}^{-1}$  it is clearly seen that  $n_0$  increases nonlinearly with  $B$ .

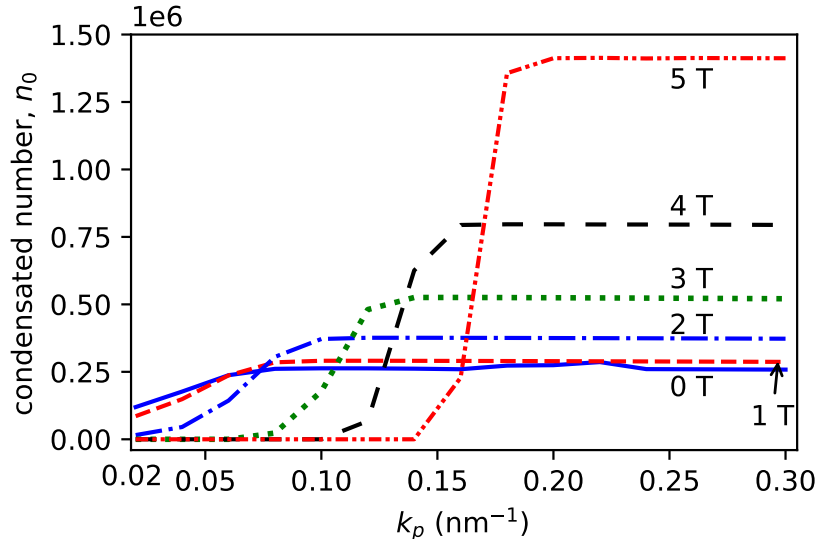


FIG. 4. Number of condensed polariton ( $n_0$ ) for various pumping wave numbers,  $k_p = 0.02\text{--}0.3\text{ nm}^{-1}$ . For an increasing magnetic field, condensation occurs at higher  $k_p$  and a higher  $n_0$  is obtained.

In Fig. 5 we present the dependence of  $n$  and  $n_0$  versus various  $B$  to clearly reveal the nonlinear trend stated before. It could be seen that for low- $k_p$  pumps, the condensation is

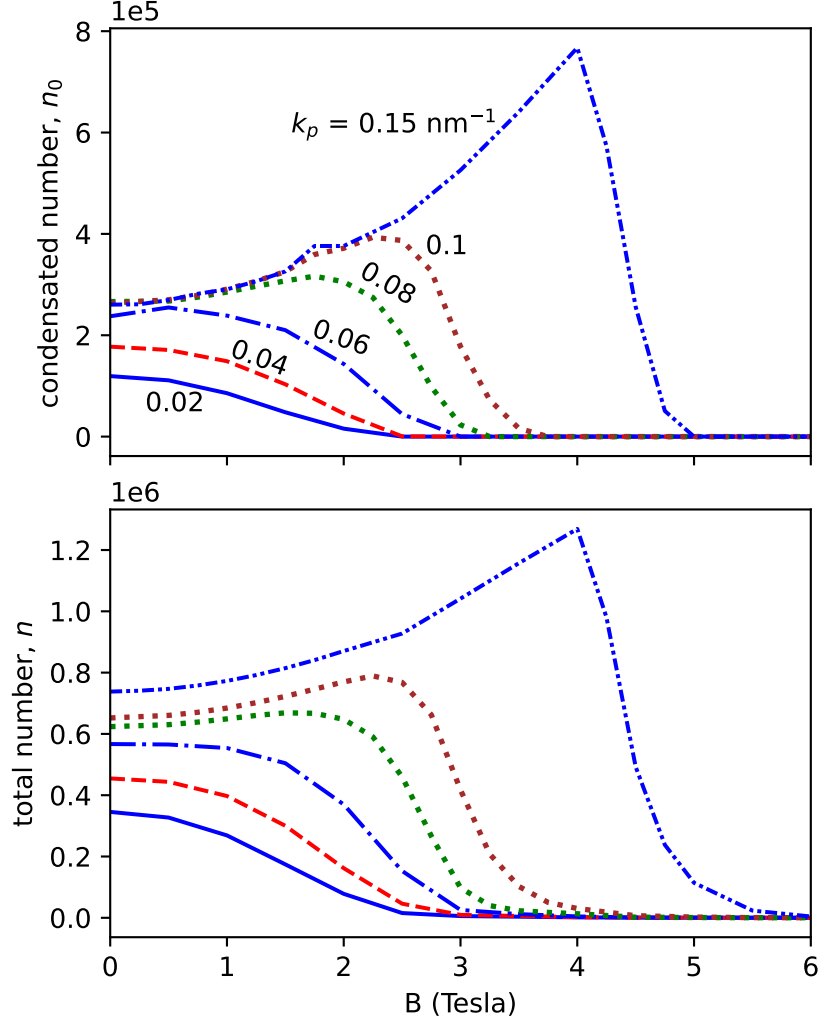


FIG. 5. Number of condensed ( $n_0$ ) and total ( $n$ ) polaritons while pumped at different wave numbers  $k_p$ . For high- $k_p$  pumps, increasing the magnetic field leads to significant enhancement of the total (bottom) and the condensed (top) numbers of polariton.

not effective if the magnetic is greater than a certain value, e.g.  $B > B_{th} = 3$  T in the case of  $k_p = 0.02\text{--}0.06 \text{ nm}^{-1}$  [see blue solid and dash-dotted lines]. Nevertheless, if  $k_p$  is further increased, a stronger magnetic field give significant impacts on the condensation. A double to triple increase of the number of condensed polariton is achieved. These increases are benefit from the increase of the dispersion steepness with  $B$ . Therefore, this is an effective way to enhance the relaxation process toward the condensate.

## IV. CONCLUSION

We have theoretically examined the dynamics of polaritons in a magnetic field using the Boltzmann kinetic equations. Using a modified polariton dispersion due to the magnetic field, we have examined the relaxation process and obtained the condensate with much higher efficiency from the same pump strength. For low-energy pumps, the magnetic field plays a modest role, while for high-energy cases, the magnetic field could significantly enhance the condensation. Within the current strength of the magnetic field, the enhancement is nonlinearly increased with the field. However, if a higher field is applied, we suggest a more detailed study on the polariton dispersion, because beside the increase of the dispersion steepness at low-momentum region, a high magnetic field could also lead to a flatter dispersion in the region of exciton reservoir. As a result, the scatterings of polariton from this region to the condensate becomes challenging in the sense that the conservation of both the energy and momentum must meet simultaneously. Furthermore, we suggest another study using pulse pumps so that a qualitative comparison to available results of other experiments could be done.

- 
- [1] S. Tarucha, H. Okamoto, Y. Iwasa, and N. Miura, [Solid State Communications](#) **52**, 815 (1984).
  - [2] J. D. Berger, O. Lyngnes, H. M. Gibbs, G. Khitrova, T. R. Nelson, E. K. Lindmark, A. V. Kavokin, M. A. Kaliteevski, and V. V. Zapasskii, [Phys. Rev. B](#) **54**, 1975 (1996).
  - [3] A. Armitage, T. A. Fisher, M. S. Skolnick, D. M. Whittaker, P. Kinsler, and J. S. Roberts, [Phys. Rev. B](#) **55**, 16395 (1997).
  - [4] R. Mirek, M. Furman, M. Król, B. Sereżyński, K. Łempicka-Mirek, K. Tyszka, W. Pacuski, M. Matuszewski, J. Szczytko, and B. Piętka, [Physical Review B](#) **107**, 125303 (2023).
  - [5] E. Laird, F. M. Marchetti, D. K. Efimkin, M. M. Parish, and J. Levinsen, [Phys. Rev. B](#) **106**, 125407 (2022).
  - [6] B. Piętka, M. Molas, N. Bobrovska, M. Król, R. Mirek, K. Lekenta, P. Stepnicki, F. Morier-Genoud, J. Szczytko, B. Deveaud, *et al.*, [Physical Review B](#) **96**, 081402 (2017).
  - [7] S. Brodbeck, S. De Liberato, M. Amthor, M. Klaas, M. Kamp, L. Worschech, C. Schneider, and S. Höfling, [Phys. Rev. Lett.](#) **119**, 027401 (2017).

- [8] B. Piętka, D. Zygmunt, M. Król, M. Molas, A. Nicolet, F. Morier-Genoud, J. Szczytko, J. Łusakowski, P. Zięba, I. Tralle, *et al.*, [Physical Review B \*\*91\*\*, 075309 \(2015\)](#).
- [9] C. Sturm, D. Solnyshkov, O. Krebs, A. Lemaître, I. Sagnes, E. Galopin, A. Amo, G. Malpuech, and J. Bloch, [Phys. Rev. B \*\*91\*\*, 155130 \(2015\)](#).
- [10] D. D. Solnyshkov, M. M. Glazov, I. A. Shelykh, A. V. Kavokin, E. L. Ivchenko, and G. Malpuech, [Phys. Rev. B \*\*78\*\*, 165323 \(2008\)](#).
- [11] C. Weisbuch, M. Nishioka, A. Ishikawa, and Y. Arakawa, [Phys. Rev. Lett. \*\*69\*\*, 3314 \(1992\)](#).
- [12] T. D. Doan, H. T. Cao, D. B. Tran Thoai, and H. Haug, [Phys. Rev. B \*\*72\*\*, 085301 \(2005\)](#).
- [13] N. D. Vy, H. T. Cao, D. B. T. Thoai, and H. Haug, [Phys. Rev. B \*\*80\*\*, 195306 \(2009\)](#).
- [14] H. T. Cao, T. D. Doan, D. B. Tran Thoai, and H. Haug, [Phys. Rev. B \*\*69\*\*, 245325 \(2004\)](#).
- [15] T. D. Doan, H. T. Cao, D. B. Tran Thoai, and H. Haug, [Phys. Rev. B \*\*72\*\*, 085301 \(2005\)](#).
- [16] T. D. Doan, H. T. Cao, D. B. T. Thoai, and H. Haug, [Phys. Rev. B \*\*74\*\*, 115316 \(2006\)](#).
- [17] S. Y. Bodnar, P. S. Grigoryev, D. K. Loginov, V. G. Davydov, Y. P. Efimov, S. A. Eliseev, V. A. Lovtcius, E. V. Ubyivovk, V. Y. Mikhailovskii, and I. V. Ignatiev, [Physical Review B \*\*95\*\* \(2017\), 10.1103/physrevb.95.195311](#).
- [18] P. Stepnicki, B. Piętka, F. Morier-Genoud, B. Deveaud, and M. Matuszewski, [Physical Review B \*\*91\*\*, 195302 \(2015\)](#).
- [19] A. Opala, M. Pieczarka, and M. Matuszewski, [Phys. Rev. B \*\*98\*\*, 195312 \(2018\)](#).