

Convergence, and lack of convergence, of phase space distributions to microcanonical equilibrium

Casey O. Barkan

Department of Physics and Astronomy, UCLA

E-mail: barkanc@ucla.edu

May 2024

Abstract. We study the manner in which classical phase space distribution functions converge to the microcanonical distribution, proving a theorem about their lack of convergence, then generalizing the coarse-graining procedure that leads to convergence. We prove that the time evolution of phase space distributions is an isometry for a broad class of statistical distance metrics, implying that ensembles do not get any closer to (or farther from) equilibrium, according to these metrics. This extends the known result that strong convergence of phase space distributions to the microcanonical distribution does not occur. However, it has long been known that weak convergence can occur, such that coarse-grained distributions—defined by partitioning phase space into a finite number of cells—converge pointwise to the microcanonical distribution. We define a generalization of coarse-graining that removes the need for partitioning phase space into cells. We prove that our generalized coarse-grained distribution converges pointwise to the microcanonical distribution if the dynamics are strong mixing. As an example, we study an ensemble of triangular billiard systems.

1. Introduction

The dynamics of classical phase space distribution functions have been widely studied with the aim of providing a rigorous description of a system’s approach to thermal equilibrium [1–19]. Phase space distributions describe ensembles of systems obeying Hamilton’s equations, and the dynamics of these distributions are described by Liouville’s theorem [20]. A central question is: under what conditions does the phase space distribution approach the microcanonical distribution ρ^{MC} ? It has long been known that for Hamiltonians with a property called strong mixing, phase space distributions approach ρ^{MC} with *weak* convergence on each constant-energy hypersurface, but stronger forms of convergence do not occur [3–7]. In this paper, we prove a theorem which extends this result, showing that time evolution of phase space distributions is an isometry according to a broad class of metrics for statistical distance. We also include a brief review of strong mixing and weak convergence.

A closely related question is how (and whether) the entropy converges to its maximal value, the microcanonical entropy. It is well known that the Gibbs entropy

is constant in time under the dynamics of Liouville’s theorem [1–8]. This fact may appear paradoxical in light of the 2nd law of thermodynamics, and Gibbs proposed to resolve this paradox by coarse-graining phase space, i.e. partitioning phase space into a finite number of “cells” [1]. Strong mixing guarantees that the coarse-grained entropy converges to the microcanonical entropy as $t \rightarrow \infty$ (and as $t \rightarrow -\infty$, due to time reversal symmetry) [3–5]. However, coarse-graining involves a partitioning of phase space which is not well-motivated physically; this contrasts with the weak convergence of phase space distributions to ρ^{MC} , which does not involve any partitioning of phase space. In this paper, a generalization of coarse-graining is defined which removes the need for a partitioning of phase space, and we prove that this generalized coarse-grained distribution converges pointwise to ρ^{MC} for strong mixing systems. Our generalized coarse-grained distribution has similarities to the maximum entropy distribution introduced by E.T. Jaynes [21], though there are key differences in their conceptual motivations and in their dynamical behaviors, as we discuss.

In much of the literature on the dynamics of phase space distributions, a primary motivation has been to provide a rigorous understanding of thermalization and the 2nd law of thermodynamics [1–7, 10, 14–16, 22]. Yet, compelling arguments have been made that studying phase space distributions is not the appropriate way to understand thermalization [23–27]. The reasoning is that phase space distributions describe *ensembles* of identical and non-interacting systems, whereas it is an experimental fact that *individual* isolated macroscopic systems thermalize; hence, it should be possible to explain thermalization in terms of the dynamics of individual systems, not ensembles. These opposing perspectives have been termed the “Ensemblist” view and the “Individualist” view [27, 28]. In the discussion section, we aim to clarify the physical scenarios in which the weak convergence of phase space distributions is relevant, and when it is not relevant. We conclude that, while weak convergence does not explain the thermalization of macroscopic systems, it is relevant to computational and experimental methods for sampling from the microcanonical ensemble.

2. The isometry of phase space distribution dynamics

2.1. Dynamics of phase space distributions: Review of Liouville’s theorem

Consider a classical mechanical system with phase space P and Hamiltonian $H(\vec{x})$. The notation $\vec{x} = (q_1, \dots, q_N, p_1, \dots, p_N)$ denotes a point in phase space, where q_i and p_i are canonical position and momentum coordinates. Let $\phi_t : P \rightarrow P$ denote the time evolution map that evolves the system forward by time t . In other words, $\vec{x}(t) = \phi_t(\vec{x}_0)$ where $\vec{x}(t)$ is a trajectory of Hamilton’s equations with initial condition \vec{x}_0 .

An ensemble of such systems can be described by a phase space distribution function $\rho_t(\vec{x})$, normalized so that $\int_P \rho_t(\vec{x}) d\vec{x} = 1$. The dynamics of $\rho_t(\vec{x})$ follow Liouville’s theorem, which states that $\rho_t(\vec{x})$ remains constant along phase space trajectories. For initial condition $\rho_0(\vec{x})$, the distribution at time t is given by $\rho_t(\vec{x}) = \rho_0(\phi_{-t}(\vec{x}))$ [4]. If

$\rho_t(\vec{x})$ is differentiable, then Liouville's theorem takes the more familiar form [20]

$$\frac{\partial}{\partial t}\rho_t(\vec{x}) = -\vec{v}(\vec{x}) \cdot \nabla\rho_t(\vec{x}) \quad (1)$$

where $\vec{v}(\vec{x})$ is the phase space “velocity” given by Hamilton's equations: $v_i(\vec{x}) = \partial H(\vec{x})/\partial p_i$ for $i \in \{1, \dots, N\}$ and $v_i(\vec{x}) = -\partial H(\vec{x})/\partial q_i$ for $i \in \{N + 1, \dots, 2N\}$.

2.2. The distance between phase space distributions

Are there conditions under which $\rho_t(\vec{x})$ approaches an equilibrium distribution as $t \rightarrow \infty$? The answer to this question depends on how one defines “approaches”. We show that $\rho_t(\vec{x})$ does not get any closer to equilibrium as t increases, according to a broad class of statistical distance metrics. In fact, we prove that the distance between any two distributions remains constant in time, according to these metrics. However, weak convergence to ρ^{MC} does occur on each constant-energy hypersurface of phase space, if the dynamics are strong mixing, as is well known [3–7]. See section 2.3 for a brief review of weak convergence and strong mixing, and Appendix A for a simple example showing how a function can converge to a limit weakly but not strongly.

The distance between two probability distributions can be defined in various of ways. Table 1 lists several standard distance metrics, all of which are defined in terms of integrals of the form

$$I[f(\vec{x}), g(\vec{x})] = \int_p F(f(\vec{x}), g(\vec{x}))d\mu \quad (2)$$

where $F : \mathbb{R}^2 \rightarrow \mathbb{R}_{\geq 0}$, p is the domain of the functions f and g , and $d\mu$ is an appropriate measure. As explained below, for phase space distributions, $d\mu$ will either be the Lebesgue measure $d\vec{x} \equiv d\vec{p}d\vec{q}$, or the projection of the Lebesgue measure onto a hypersurface of constant energy [29, 30].

The distance $\text{dist}[f(\vec{x}), g(\vec{x})]$ is then defined by inserting $I[f(\vec{x}), g(\vec{x})]$ into some function $d : \mathbb{R} \rightarrow \mathbb{R}$,

$$\text{dist}[f(\vec{x}), g(\vec{x})] = d(I[f(\vec{x}), g(\vec{x})]) \quad (3)$$

Table 1 lists the functions F and d for standard metrics of statistical distance.

For phase space distribution functions, the domain p must be a time invariant subset of phase space P , meaning that $\phi_t(p) = p$. This ensures that, for a phase space distribution $\rho_t(\vec{x})$ with support contained in p at $t = 0$, the support of $\rho_t(\vec{x})$ will remain in p for all t . Likewise, the measure $d\mu$ must be invariant, meaning that $\mu(A) = \mu(\phi_t(A))$ where $\mu(A)$ is the measure of a set A , i.e. $\mu(A) = \int_A d\mu$. Typically, p and $d\mu$ are one of the following:

- (i) $p = P$ (the entire phase space), and $d\mu = d\vec{x} \equiv d\vec{q}d\vec{p}$ [29, 30].
- (ii) p is the “shell” of points with energy between E and $E + \Delta E$, i.e. $p = \{\vec{x} : E \leq H(\vec{x}) < E + \Delta E\}$. $d\mu = d\vec{x} \equiv d\vec{q}d\vec{p}$.

Table 1. Standard metrics of distance between probability distribution functions. The distance $\text{dist}[f(\vec{x}), g(\vec{x})] = d(I[f(\vec{x}), g(\vec{x})])$ where $I = \int_p F(f(\vec{x}), g(\vec{x})) d\mu$ and the functions F and d are listed in the table.

Metric	$F(f, g)$	$d(I)$
Total variation distance [31]	$ f - g $	$I/2$
L_p distance ($p \geq 1$) [32]	$ f - g ^p$	$I^{1/p}$
Hellinger distance [31]	$(\sqrt{f} - \sqrt{g})^2$	$I/2$
Kullback-Leibler divergence ^a [31]	$f \log(f/g)$	I
Renyi α -divergence ^a [33]	$f^\alpha/g^{\alpha-1}$	$\frac{1}{\alpha-1} \log(I)$

^a These divergences are defined only when the support of f is a subset of the support of g , and $F(0, 0)$ is defined to be 0. They are also not formally metrics because they are not symmetric under exchange of f and g .

(iii) p is the constant-energy hypersurface $\Sigma_E = \{\vec{x} : H(\vec{x}) = E\}$. $d\mu = d\Sigma/|\nabla H(\vec{x})|$ where $d\Sigma$ is the Lebesgue surface measure [29, 30]. This measure can be viewed intuitively as the projection of the Lebesgue measure onto Σ_E .

If the system is ergodic on each constant-energy hypersurface Σ_E , then the above options are the only possibilities for p and $d\mu$.

Perhaps surprisingly, phase space distributions never get any closer to equilibrium according to all of the metrics listed in Table 1, as Theorem 1 states below. In fact, the distance between *any* two distributions is constant in time according to any metric defined by Eqs. 2 and 3. In other words, time evolution of phase space distributions is an isometry.

Theorem 1: Let $\rho_t(\vec{x})$ and $\eta_t(\vec{x})$ be two phase space distributions obeying Liouville's theorem and define $\text{dist}[\rho_t(\vec{x}), \eta_t(\vec{x})]$ according to Eqs. 2 and 3 for any $d : \mathbb{R} \rightarrow \mathbb{R}$ and any Lebesgue integrable $F : \mathbb{R} \rightarrow \mathbb{R}_{\geq 0}$. Then, $\text{dist}[\rho_t(\vec{x}), \eta_t(\vec{x})]$ is independent of time t .

Proof: See Appendix B.

Importantly, Theorem 1 is valid for any Hamiltonian with any number of degrees of freedom. Also note that the theorem holds for any time-invariant set p with a corresponding invariant measure $d\mu$.

Theorem 1 implies that $\rho_t(\vec{x})$ does not strongly converge to any limit. Strong convergence would mean that the distance between a distribution $\rho_t(\vec{x})$ and a limit ρ_{Eq} approaches 0 as $t \rightarrow \infty$, which is forbidden by Theorem 1. The lack of strong convergence of $\rho_t(\vec{x})$ has been discussed elsewhere [3, 5, 6], and Theorem 1 strengthens these previous results by showing that time evolution is an isometry.

Theorem 1 can be viewed as a generalization of the well-known fact that the Gibbs entropy is constant in time for $\rho_t(\vec{x})$ obeying Liouville's theorem [1–8]. The Gibbs entropy is defined as

$$S[\rho_t(\vec{x})] = - \int_p \rho_t(\vec{x}) \log(\rho_t(\vec{x})) d\mu \quad (4)$$

where we use $k_B = 1$. To establish the connection with Theorem 1, let $F(f, g) = f \log(f)$ and $d(I) = -I$. Then Theorem 1 implies that $S[\rho_t(\vec{x})]$ is independent of t . Of course, Theorem 1 is more general than the constancy of $S[\rho_t(\vec{x})]$ because Theorem 1 can describe a comparison between two distributions, rather than just a characterization of a single distribution.

2.3. Review of weak convergence and strong mixing

Despite the fact that strong convergence to an equilibrium distribution never occurs, there is a weaker notion of convergence, called *weak convergence*, that occurs for systems with a property called *strong mixing*. This fact has long been known [3–7].

Strong mixing is, intuitively, the phenomenon in which a system “forgets” its initial condition. To be more specific, consider a trajectory with initial condition \vec{x}_0 drawn randomly from an arbitrary (and non-singular) distribution $\rho_0(\vec{x})$ on Σ_E . After time t , the system’s state $\vec{x}(t)$ is distributed according to the distribution $\rho_t(\vec{x})$ which, for strong mixing dynamics, becomes more and more spread out over Σ_E as t increases. As $t \rightarrow \infty$, the probability that $\vec{x}(t)$ is in any set $B \subset \Sigma_E$ approaches the fraction of Σ_E covered by B , i.e. $\mu(B)/\mu(\Sigma_E)$ ‡.

The strong mixing property implies that ensemble averages converge to their microcanonical values for distribution functions with support confined to a constant-energy hypersurfaces Σ_E ; this behavior is called *weak convergence* [3]. More precisely, weak convergence is defined as the property that $\langle a \rangle_{\rho_t} \rightarrow \langle a \rangle_{\rho^{MC}}$ as $t \rightarrow \infty$ for any square integrable observable function $a(\vec{x}) : P \rightarrow \mathbb{R}$, where

$$\langle a \rangle_{\rho} = \int_{\Sigma_E} a(\vec{x}) \rho(\vec{x}) d\mu \quad (5)$$

and where

$$\rho^{MC} = \frac{1}{\mu(\Sigma_E)} \quad (6)$$

which is the uniform distribution of Σ_E .

It is perhaps not intuitive how a function could converge to a limit weakly, but not strongly. Appendix A provides a simple example showing how this occurs.

3. Entropy and coarse-graining of phase space distributions

Imposing a coarse-graining on $\rho_t(\vec{x})$ is a widely proposed method for modeling imperfect measurement and, thereby, of resolving the paradox that $S[\rho_t(\vec{x})]$ is constant in time [1–3, 5, 14, 16, 17, 22]. Coarse-graining involves a partition of phase space into “cells”, and $\rho_t(\vec{x})$ is averaged over each cell to produce a coarse-grained distribution $\tilde{\rho}_t(\vec{x})$. The coarse-graining procedure is described more precisely in section 3.1 below. On a constant-energy hypersurface Σ_E , $\tilde{\rho}_t(\vec{x})$ converges *pointwise* to the microcanonical

‡ The formal definition of strong mixing is $\lim_{t \rightarrow \infty} \frac{\mu(\phi_t(A) \cap B)}{\mu(A)} = \frac{\mu(B)}{\mu(\Sigma_E)}$ for any $A, B \subset \Sigma_E$ with $\mu(A) > 0$ [30].

distribution ρ^{MC} when the dynamics are strong mixing [5, 22]. Consequently, the coarse-grained entropy $S[\tilde{\rho}_t(\vec{x})]$ increases to its maximal value of $S[\rho^{MC}]$ as $t \rightarrow \infty$, resolving the apparent paradox.

The preceding discussion highlights two similar, yet distinct, results for strong mixing systems that need to be compared: (i) $\rho_t(\vec{x})$ converges weakly to ρ^{MC} , and (ii) $\tilde{\rho}_t(\vec{x})$ converges pointwise to ρ^{MC} . Result (i) has the advantage that it does not require any partitioning of phase space, but it has the disadvantage that $S[\rho_t(\vec{x})]$ is constant in time despite weak convergence. Result (ii) has the advantage that $S[\tilde{\rho}_t(\vec{x})] \rightarrow S[\rho^{MC}]$, but it has the disadvantage that it requires partitioning phase space.

We propose a generalization of coarse-graining that keeps the advantages of the above results (i) and (ii) while remedying their disadvantages. Like weak convergence, it is defined in terms of ensemble averages of observables, putting generalized coarse-graining and weak convergence on the same footing. Our generalized coarse-grained distribution, denoted $\rho_t^G(\vec{x})$, is defined by a maximum-entropy optimization problem, similar to E.T. Jaynes' maximum-entropy distribution [21]. However, there is a key difference between $\rho_t^G(\vec{x})$ and Jaynes' distribution: namely, $\rho_t^G(\vec{x})$ converges to the microcanonical distribution for strong mixing dynamics (Theorem 2 below), whereas Jaynes' distribution does not converge to either the canonical nor microcanonical distribution under the dynamics of Liouville's equation (see Appendix C). In sections 3.1, 3.2, and 3.3 below, we first introduce standard coarse-graining, then define our generalization of coarse-graining, and lastly we compare the two forms of coarse-graining with an example.

In all that follows, we will only consider distributions on a hypersurface Σ_E . Consequently, $d\mu$ will always refer to $d\Sigma/||\nabla H(\vec{x})||$, and entropy $S[\rho(\vec{x})]$ will always be defined as

$$S[\rho(\vec{x})] = - \int_{\Sigma_E} \rho(\vec{x}) \log \rho(\vec{x}) \frac{d\Sigma}{||\nabla H(\vec{x})||} \quad (7)$$

3.1. Standard coarse-graining

The standard definition of coarse-graining involves a partition of Σ_E into N cells Γ_i , $i = 1, \dots, N$, satisfying $\cup_{i=1}^N \Gamma_i = \Sigma_E$ and $\Gamma_i \cap \Gamma_j = \emptyset$ for $i \neq j$. The partition is intended to capture the fact that real-world measurements are imperfect, the idea being that each cell is a collection of points that are indistinguishable by the imperfect measurement. However, in section 3.2 we show that this is just a special case of a more natural and general approach for describing imperfect measurements.

The standard coarse-grained distribution is defined as

$$\tilde{\rho}_t(\vec{x}) = \frac{1}{\mu(\Gamma_{i(\vec{x})})} \int_{\Gamma_{i(\vec{x})}} \rho_t(\vec{x}') d\mu \quad (8)$$

where $i(\vec{x})$ is the index of the cell containing the point \vec{x} . Equivalently, $\tilde{\rho}_t(\vec{x})$ can be defined by a maximum entropy optimization problem, as follows. Let $1_{\Gamma_i}(\vec{x})$ denote the

indicator function of the set Γ_i , defined as $1_{\Gamma_i}(\vec{x}) = 1$ if $\vec{x} \in \Gamma_i$ and 0 otherwise. Then,

$$\begin{aligned} \tilde{\rho}_t(\vec{x}) = \operatorname{argmax} S[\rho(\vec{x})] \quad \text{subject to} \quad & \int_{\Sigma_E} \rho(\vec{x}) d\mu = 1 \\ \text{and} \quad \langle 1_{\Gamma_i} \rangle_{\rho} = \langle 1_{\Gamma_i} \rangle_{\rho_t} \quad & \text{for } i = 1, \dots, N \end{aligned} \quad (9)$$

To clarify notation in this equation, $\rho_t(\vec{x})$ denotes the true distribution that determines the experimentally observed averages, $\rho(\vec{x})$ denotes the argument being optimized, and $\tilde{\rho}_t(\vec{x})$ is the solution to the optimization problem. $S[\rho(\vec{x})]$ is defined by Eq. 7. This optimization problem is to be solved at each time t to obtain $\tilde{\rho}_t(\vec{x})$. The definition of Eq. 9 clarifies the motivation for coarse-graining: $\tilde{\rho}_t(\vec{x})$ is the highest entropy distribution consistent with the information available via measurements of ensemble averages. In Appendix D.1 it is shown that the two definitions, Eq. 8 and 9, are equivalent.

Eq. 9 makes clear that for strong mixing systems, $\tilde{\rho}_t(\vec{x}) \rightarrow \rho^{MC}$ pointwise as $t \rightarrow \infty$. This is because strong mixing implies weak convergence, hence $\langle 1_{\Gamma_i} \rangle_{\tilde{\rho}_t} = \langle 1_{\Gamma_i} \rangle_{\rho_t} \rightarrow \langle 1_{\Gamma_i} \rangle_{\rho^{MC}}$. Consequently, the coarse-grained entropy $S[\tilde{\rho}_t(\vec{x})] \rightarrow S[\rho^{MC}]$ as $t \rightarrow \infty$. See Theorem 2 below for a proof of this statement in a more general form.

3.2. Generalized coarse-graining

Eq. 9 suggests a natural generalization of coarse-graining. Rather than assuming that the measurement capability is characterized by indicator functions $1_{\Gamma_i}(\vec{x})$, we allow for measurement capabilities characterized by any list of observables $a_i(\vec{x})$, $i = 1, \dots, N$. Accordingly, we define the generalized coarse-grained distribution as the function $\rho_t^G(\vec{x}) : \Sigma_E \rightarrow \mathbb{R}_{\geq 0}$ that solves the following optimization problem:

$$\begin{aligned} \rho_t^G(\vec{x}) = \operatorname{argmax} S[\rho(\vec{x})] \quad \text{subject to} \quad & \int_{\Sigma_E} \rho(\vec{x}) d\mu = 1 \\ \text{and} \quad \langle a_i \rangle_{\rho} = \langle a_i \rangle_{\rho_t} \quad & \text{for } i = 1, \dots, N \end{aligned} \quad (10)$$

where, as before, $\rho_t(\vec{x})$ is the true distribution and $\rho(\vec{x})$ denotes the argument being optimized. The functions $a_i(\vec{x})$ are the observables whose ensemble averages are available to the experimenter. As before, this optimization problem is to be solved at each time t to obtain $\rho_t^G(\vec{x})$. Appendix C compares and contrasts $\rho_t^G(\vec{x})$ with the maximum entropy distribution introduced by E.T. Jaynes.

The following theorem captures the key behaviors of $\rho_t^G(\vec{x})$.

Theorem 2: Let $\rho_t(\vec{x})$ be a normalized and non-singular ($0 \leq \rho_t(\vec{x}) < \infty$) distribution on Σ_E obeying Liouville's theorem for a strong mixing system. Define $\rho_t^G(\vec{x})$ according to Eq. 10. Then,

- (i) $\lim_{t \rightarrow \infty} \rho_t^G(\vec{x}) = \rho^{MC}$ for all \vec{x} , i.e. pointwise convergence.
- (ii) $\lim_{t \rightarrow \infty} S[\rho_t^G(\vec{x})] = S[\rho^{MC}]$.

Proof: See Appendix E.

A fundamental aspect of the coarse-graining procedure is that the distribution ρ^G and entropy $S[\rho^G]$ depend upon the information available to the observer. Hence, different observers may assign different entropies to the same system. In particular, adding additional observables to Eq. 10 decreases the entropy of ρ^G (or leaves the entropy unchanged). This reflects the fact, that with more observables, it is easier to perceive discrepancies between ρ^G and ρ^{MC} ; in other words, additional observables reduce one's ignorance of the system's state, thereby reducing entropy. Importantly, although different observers may disagree about the entropy at finite t , all observers agree that $S[\rho^G]$ converges to $S[\rho^{MC}]$ in the $t \rightarrow \infty$ limit, if the dynamics are strong mixing.

The optimization problem that defines ρ_t^G can be solved using the method of the Lagrange dual function [34]; see Appendix D for details. The result is

$$\rho_t^G(\vec{x}) = \exp\left(-1 - \lambda_0^*(t) - \sum_{i=1}^N \lambda_i^*(t) a_i(\vec{x})\right) \quad (11)$$

where, at each t , the values $\lambda_i^*(t)$ minimize the function:

$$g_t(\lambda_0, \dots, \lambda_N) = \int_{\Sigma_E} \exp\left(-1 - \lambda_0 - \sum_{i=1}^N \lambda_i a_i(\vec{x})\right) d\mu + \lambda_0 + \sum_{i=1}^N \lambda_i \langle a_i \rangle_{\rho_t} \quad (12)$$

The function $g_t(\lambda_0, \dots, \lambda_N)$ is the Lagrange dual function corresponding to Eq. 10, and it is guaranteed to be convex with a global minimum and no other local minima. As a result, a standard gradient descent algorithm is guaranteed to converge to the unique minimum. Note that Eqs. 11 and 12 reduce the original infinite dimensional constrained optimization problem (Eq. 10) to a finite dimensional unconstrained optimization problem for which standard algorithms are guaranteed to converge.

The entropy of $\rho_t^G(\vec{x})$ can be written in a simple form in terms of the Lagrange multipliers $\lambda_i^*(t)$,

$$S[\rho_t^G(\vec{x})] = - \int_{\Sigma_E} \rho_t^G(\vec{x}) \log(\rho_t^G(\vec{x})) d\mu = - \langle \log(\rho_t^G(\vec{x})) \rangle_{\rho_t^G} \quad (13)$$

$$= 1 + \lambda_0^*(t) + \sum_{i=1}^N \lambda_i^*(t) \langle a_i \rangle_{\rho_t} \quad (14)$$

Similar expressions for entropy are found in [4, 21].

3.3. Example: A Triangular Billiard

Consider a single particle in a two-dimensional triangular box, as illustrated in Fig. 1A. The Hamiltonian is $H(q_1, q_2, p_1, p_2) = p_1^2 + p_2^2 + V(q_1, q_2)$ where $V(q_1, q_2)$ is zero inside the triangle and ∞ outside the triangle, so that the particle makes reflects off the walls specularly. This is known as a *triangular billiard* system, and there is strong numerical

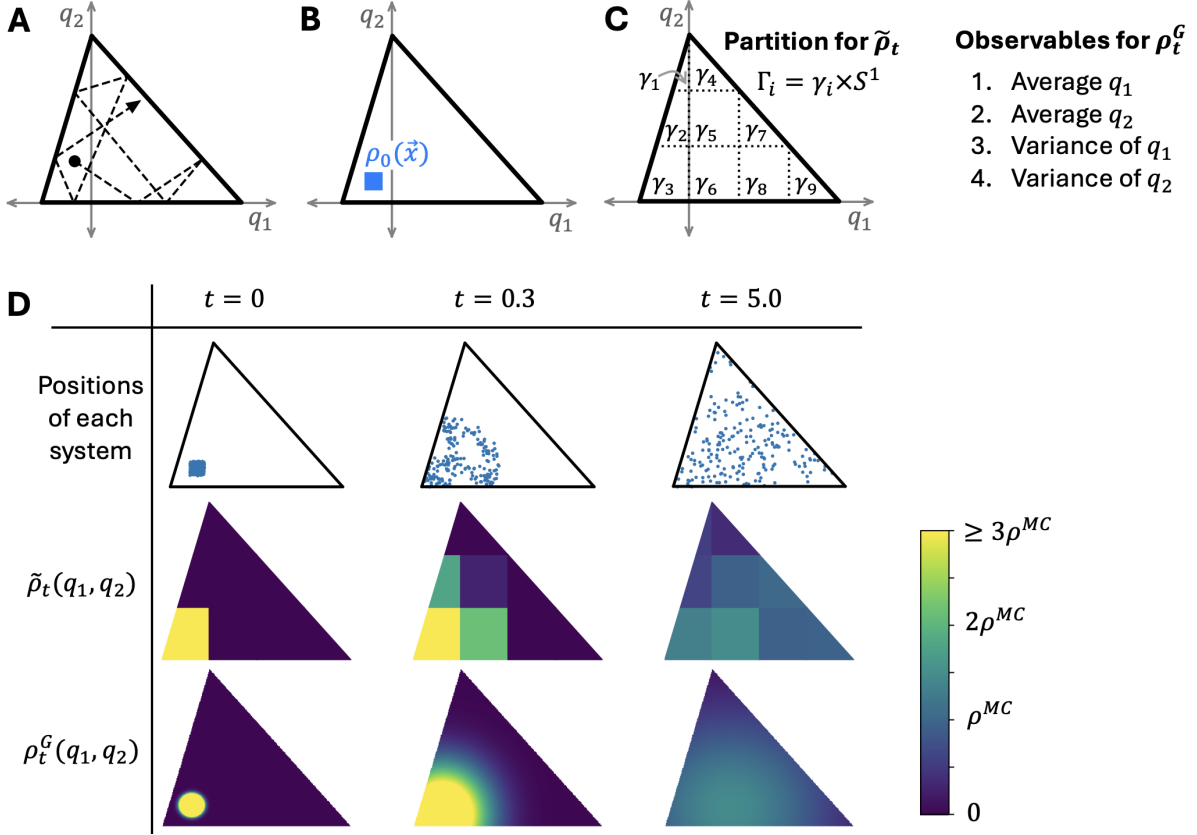


Figure 1. A particle in a 2D triangular box with vertices at $(-0.3,0)$, $(0.9,0)$, and $(0,1)$. (A) Sample trajectory (dotted line). (B) Initial phase space distribution $\rho_0(\vec{x})$, indicated by the blue rectangle. (C) Left: Partition of phase space used to compute $\tilde{\rho}_t(\vec{x})$. Right: Observables used to compute $\rho^G(\vec{x})$. (D) Simulation of an ensemble of 200 systems. Left, center, and right columns show the system at times $t = 0, 0.3$, and 5.0 . Top row: Positions of each system in the ensemble. Middle row: Standard coarse-grained distribution $\tilde{\rho}_t$. Bottom row: Generalized coarse-grained distribution ρ_t^G .

evidence that triangular billiards are strong mixing if each angle of the triangle is an irrational multiple of π [35,36]. Fig. 1A shows an example trajectory.

Now consider an ensemble of such systems initially confined to the small blue rectangle shown in Fig. 1B. We will approximate the infinite ensemble by a finite ensemble of 200 systems. For each of the 200 systems, the initial position is drawn randomly (uniformly) from within the small blue rectangle in Fig. 1B. For each system, the initial momentum is drawn randomly (uniformly) from the unit circle in momentum space (i.e. (p_1, p_2) space), so that the energy of each system is $E = 1$, and the initial momentum direction is random. Hence, all systems are on the hypersurface $\Sigma_{E=1} = T \times S^1$ where T is the set of (q_1, q_2) contained within the triangle, S^1 is the unit circle in (p_1, p_2) space, and \times denotes the Cartesian product.

We will compare a standard coarse-graining with a generalized coarse-graining. For the standard coarse-graining, Σ_E is partitioned into nine cells as illustrated in Fig. 1C.

The dashed lines indicate the boundaries between the cells in (q_1, q_2) space, and the partition is independent of momentum. To be precise, the cells are $\Gamma_i = \gamma_i \times S^1$, where γ_i are the cells in (q_1, q_2) space and S^1 is the unit circle in (p_1, p_2) space. For the generalized coarse-graining, suppose that the mean values and variances of particle position are observable. Hence, the observables are

$$a_1(q_1, q_2, p_1, p_2) = q_1 \quad (15)$$

$$a_2(q_1, q_2, p_1, p_2) = q_2 \quad (16)$$

$$a_3(q_1, q_2, p_1, p_2) = q_1^2 \quad (17)$$

$$a_4(q_1, q_2, p_1, p_2) = q_2^2 \quad (18)$$

For this system with these observables, the integral in Eq. 12 can be efficiently solved numerically. This makes the optimization problem of maximizing $g_t(\lambda_0, \dots, \lambda_N)$ very fast with standard optimization packages.

Fig. 1D (top row) shows the state of each of the 200 systems in the ensemble at three values of t , showing how the systems spread out over the triangle as t increases. The middle row and bottom row show, respectively, the standard coarse-grained distribution $\tilde{\rho}_t(q_1, q_2)$ and the generalized coarse-grained distribution $\rho_t^G(q_1, q_2)$, at each time. Note that both coarse-grained distributions depend only on the position coordinates (q_1, q_2) because the partition is momentum-independent. Fig. 1D illustrates how both coarse-grained distributions are initially very far from uniform, and they approach the uniform microcanonical distribution as $t \rightarrow \infty$.

Fig. 2A shows the entropy vs. t for $\tilde{\rho}_t$ (top) and ρ_t^G (bottom). $S[\tilde{\rho}_t]$ has a jagged appearance because it is a piecewise constant function, with discontinuity at any t where a particle crosses from one cell to another. In contrast, $\rho_t^G(\vec{x})$ is smooth because the observables a_1, a_2, a_3 , and a_4 are smooth functions. As expected, both entropies approach the maximal value $S[\rho^{MC}]$. However, their approach to $S[\rho^{MC}]$ is not monotonic, and small fluctuations in entropy persist even as $t \rightarrow \infty$. These fluctuations decrease as the size of the ensemble grows, and they disappear in the limit of an infinite ensemble. However, the non-monotonicity of the entropy remains even in the limit of an infinite ensemble. Note also that $S[\tilde{\rho}_t]$ remains constant until $t > 0.06$. This is because $S[\tilde{\rho}_t]$ is bounded from below: when all system states are within the same cell i , then $S[\tilde{\rho}_t] = 1/\mu(\Gamma_i)$. This contrasts with $S[\rho_t^G]$, which becomes arbitrarily negative when the variance in particle positions is arbitrarily small.

Fig. 2B shows the observable averages $\langle q_1 \rangle_{\rho_t}$, $\langle q_2 \rangle_{\rho_t}$, $\langle q_1^2 \rangle_{\rho_t}$, and $\langle q_2^2 \rangle_{\rho_t}$. At $t = 0$, these are far from their microcanonical averages, and they approach and fluctuate around their microcanonical averages as $t \rightarrow \infty$. The magnitude of fluctuations in the $t \rightarrow \infty$ limit decays as the number of systems in the ensemble increases.

Fig. 2C illustrates how adding additional observables decreases the coarse-grained entropy. The four curves, labelled $N = 1$ through $N = 4$, show the generalized coarse-grained entropy computed using a 1 through 4 observables. Specifically, the blue curve ($N = 1$) uses only a_1 , the orange curve ($N = 2$) a_1 and a_2 , the green curve ($N = 3$)

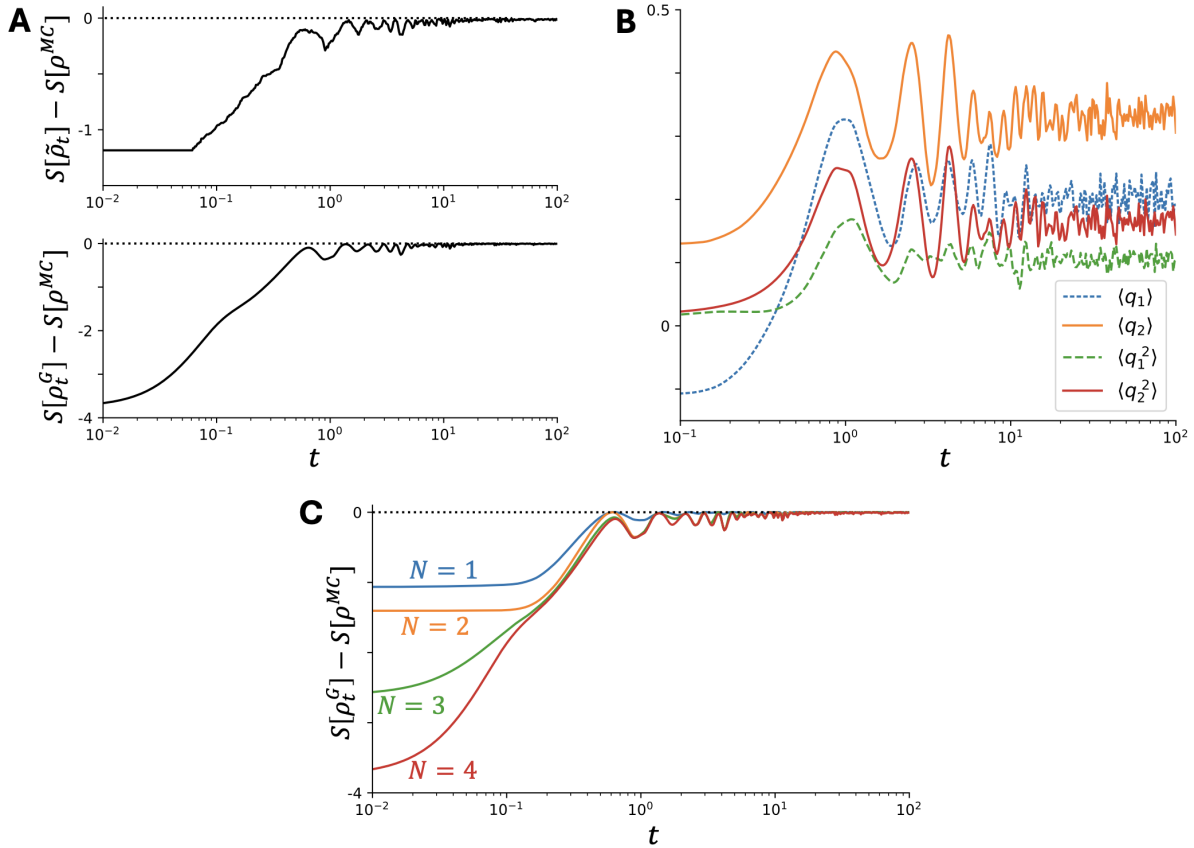


Figure 2. Entropy and ensemble averages of an ensemble of 200 particles in the triangular box. (A) Entropy vs time for the standard coarse-graining $\tilde{\rho}_t(\vec{x})$ (top) and the generalized coarse-graining $\rho_t^G(\vec{x})$ (bottom). A log-scale x-axis is used to make the dynamics at small t more visible. (B) Ensemble averages $\langle q_1 \rangle_{\rho_t}$, $\langle q_2 \rangle_{\rho_t}$, $\langle q_1^2 \rangle_{\rho_t}$, and $\langle q_2^2 \rangle_{\rho_t}$ vs time. (C) Coarse-grained entropy with different numbers of observables, illustrating how including additional observables decreases entropy. Blue curve ($N = 1$): a_1 is the only observable. Orange curve ($N = 2$): a_1 and a_2 are observable. Green curve ($N = 3$): a_1 , a_2 , and a_3 are observable. Red curve ($N = 4$): a_1 , a_2 , a_3 , and a_4 are observable.

a_1 , a_2 , and a_3 , and the red curve ($N = 4$) uses all four observables. This illustrates that entropy is an observer-dependent quantity that is lower for observers with more information. Nevertheless, all observers agree in the $t \rightarrow \infty$ limit.

4. Discussion

Briefly summarizing our results, we have proven a theorem showing that the time evolution of phase space distributions obeying Liouville’s equation is an isometry according to a broad class of statistical distance metrics. This means that, according to these metrics, an ensemble never gets any “closer” to an equilibrium ensemble. However, as is well known [3–7], the ensemble averages of observables do approach their microcanonical averages for systems with strong mixing dynamics, if the distribution is

confined to a constant energy hypersurface; this behavior is called weak convergence. Our second contribution is to generalize the definition of coarse-graining to remove the need for an arbitrary partition of phase space. For strong mixing systems, the generalized coarse-grained distribution $\rho_t^G(\vec{x})$ converges pointwise to ρ^{MC} for any list of observables. Likewise, the entropy of $\rho_t^G(\vec{x})$ increases to its maximal value.

An essential question that is often overlooked is: What physical scenarios are described by ensembles obeying Liouville’s theorem? The answer is: Scenarios where an initial condition \vec{x}_0 is drawn from some non-equilibrium distribution, and one is interested in the probability distribution of the state $\vec{x}(t)$ at later times. Weak convergence to ρ^{MC} can be of practical utility in computational studies where one wants to sample from the microcanonical distribution. If one initializes the system by randomly drawing $\vec{x}(0)$ from any non-equilibrium distribution, then simulates dynamics for a sufficiently long time t , the resulting state $\vec{x}(t)$ will be distributed microcanonically. Using this method to compute microcanonical averages by averaging over repeated simulations may be faster than estimating microcanonical averages by computing a time average along a single long-time trajectory. The required simulation time is given by the timescale on which $S[\rho^G]$ approaches $S[\rho^{MC}]$. This timescale depends upon the observables used to compute ρ^G , i.e. the observables whose microcanonical averages are to be estimated. In experiments, microcanonical averages could be estimated in a similar way, if repeated experiments can be performed where each is initialized with nearly the same energy.

A central question in the foundations of statistical mechanics is: Why do *individual* isolated macroscopic systems exhibit equilibrium behavior, where a system’s macroscopic properties settle to nearly constant values that undergo only exceedingly rare fluctuations? Weak convergence does not say anything about the fluctuations of individual systems, only about ensemble averages. Rather, it is an aspect of the thermodynamic limit—namely, that macroscopic observable functions approach uniformity on Σ_E in the limit of large particle number [29,37–39] (see also [27,40])—that explains how macroscopic properties of individual systems approach equilibrium values. This feature of the thermodynamic limit gives rise to *typicality*: the phenomenon that nearly all microstates have nearly the same, ‘typical’, macroscopic properties [23]. Due to typicality, an individual trajectory initialized with non-equilibrium properties will typically approach equilibrium after traversing even a small portion of Σ_E [23,26,41]. Importantly, typicality and the thermodynamic limit do not rely upon mixing dynamics or any other ergodic properties [23,37]. Hence, while the weak convergence of $\rho_t(\vec{x})$ to ρ^{MC} is indeed interesting and useful for certain computations and experiments, it does not provide a suitable description of the thermalization of macroscopic systems.

Acknowledgements

I am grateful to Robijn Bruinsma, Giovanni Zocchi, Jacob Pierce, Tyler Carbin, and the participants of the UCLA soft condensed matter journal club, for helpful discussions and

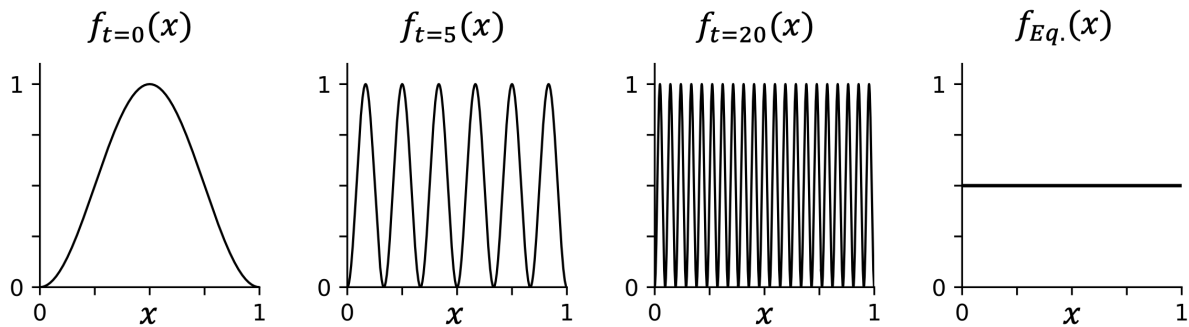


Figure A1. $f_t(x) = \sin^2(\pi x(t+1))$ shown at times $t = 0$, $t = 5$, and $t = 20$. Right panel shows $f_{Eq.}(x) = 1/2$, to which $f_t(x)$ weakly converges.

comments. I also thank the NSF Graduate Research Fellowship Program (NSF Grant No. DGE-2034835) for support.

Appendix A. Example of weak convergence without strong convergence

Here we provide a simple example of a function that converges to a limit weakly but not strongly in a manner similar to how $\rho_t(\vec{x})$ converges weakly to ρ^{MC} . Let $f_t(x) = \sin^2(\pi x(t+1))$ for $x \in [0, 1]$, as shown in Fig. A1. $f_t(x)$ is not a probability distribution and it does not obey Liouville's theorem, but it nevertheless is an instructive example because its behavior is analogous to the behavior of a phase space distribution for a strong mixing system.

Fig. A1 shows $f_t(x)$ for three values of t . As t increases, $f_t(x)$ oscillates increasingly rapidly around a mean value of $1/2$. As a result, for any $a(\vec{x})$,

$$\int_0^1 f_t(x)a(x)dx \rightarrow \int_0^1 f_{Eq.}(x)a(x)dx = \int_0^1 \frac{1}{2}a(x)dx \quad (\text{A.1})$$

where $f_{Eq.}(x) = 1/2$. Hence, $f_t(x) \rightarrow f_{Eq.}(x) = 1/2$ with weak convergence. However, $f_t(x)$ does not converge strongly to any limit. For instance, it is straightforward to check that $\text{dist}[f_t(x), f_{Eq.}(x)]$ does not approach zero for any of the metrics in Table 1. Just like $f_t(x)$, phase space distributions $\rho_t(\vec{x})$ become increasingly oscillatory under strong mixing, and these rapid oscillations lead to weak convergence to ρ^{MC} without strong convergence.

Another similarity between $f_t(x)$ and $\rho_t(\vec{x})$ is that their amplitudes are constant in time. The amplitude of $f_t(x)$ is $\max_x f_t(x) - \min_x f_t(x) = 1$ for all $t \geq 0$. Similarly, $\max_{\vec{x}} \rho_t(\vec{x}) - \min_{\vec{x}} \rho_t(\vec{x}) = \max_{\vec{x}} \rho_0(\vec{x}) - \min_{\vec{x}} \rho_0(\vec{x})$ for all t , as guaranteed by Liouville's theorem.

Appendix B. Proof of Theorem 1

To prove Theorem 1, we will first prove the following lemma, which is equivalent to Theorem 1 except that the lemma assumes that $F(f, g)$ is a simple function (i.e. a sum

of indicator functions). Then, we use the lemma to prove Theorem 1.

Define the functional $I_s[f(\vec{x}), g(\vec{x})]$ according to Eq. B.1. $I_s[f(\vec{x}), g(\vec{x})]$ is equivalent to the functional $I[f(\vec{x}), g(\vec{x})]$ defined in Eq. 2, except that it is defined in terms of a simple function; the subscript s stands for “simple function”.

$$I_s[f(\vec{x}), g(\vec{x})] = \int_p F_s(f(\vec{x}), g(\vec{x})) d\mu \quad (\text{B.1})$$

where $F_s : \mathbb{R}^2 \rightarrow \mathbb{R}$ is any simple function,

$$F_s(y_1, y_2) = \sum_{m=1}^M f_m 1_{T_m}(y_1, y_2) \quad (\text{B.2})$$

where the sets T_m are measurable subsets of \mathbb{R}^2 and $1_{T_m}(y_1, y_2)$ denotes the indicator function of T_m , defined as $1_{T_m}(y_1, y_2) = 1$ if $(y_1, y_2) \in T_m$, and $1_{T_m}(y_1, y_2) = 0$ otherwise.

Lemma 1: If $\rho_t(\vec{x})$ and $\eta_t(\vec{x})$ obey Liouville’s theorem, then $I_s[\rho_t(\vec{x}), \eta_t(\vec{x})]$ is independent of t .

Proof: Define $\omega_m(t) = \{\vec{x} \in p : (\rho_t(\vec{x}), \eta_t(\vec{x})) \in T_m\}$. Then,

$$\omega_m(t) = \{\vec{x} : (\rho_0(\phi_{-t}\vec{x}), \eta_0(\phi_{-t}\vec{x})) \in T_m\} \quad (\text{B.3})$$

$$= \{\phi_t\vec{x} : (\rho_0(\vec{x}), \eta_0(\vec{x})) \in T_m\} \quad (\text{B.4})$$

$$= \phi_t\omega_m(0) \quad (\text{B.5})$$

Therefore,

$$I_s[\rho_t(\vec{x}), \eta_t(\vec{x})] = \int_p F_s(\rho_t(\vec{x}), \eta_t(\vec{x})) d\mu \quad (\text{B.6})$$

$$= \sum_{m=1}^M f_m \int_p 1_{T_m}(\rho_t(\vec{x}), \eta_t(\vec{x})) d\mu \quad (\text{B.7})$$

$$= \sum_{m=1}^M f_m \int_{\omega_m(t)} d\mu = \sum_{m=1}^M f_m \mu(\omega_m(t)) \quad (\text{B.8})$$

$$= \sum_{m=1}^M f_m \mu(\phi_t\omega_m(0)) \quad (\text{B.9})$$

$$= \sum_{m=1}^M f_m \mu(\omega_m(0)) \quad (\text{B.10})$$

where in going from Eq. B.9 to B.10 we have used the fact that μ is an invariant measure. Eq. B.10 is manifestly independent of t . \square

Theorem 1: Let $\rho_t(\vec{x})$ and $\eta_t(\vec{x})$ be two phase space distributions obeying Liouville’s theorem and define $\text{dist}[\rho_t(\vec{x}), \eta_t(\vec{x})]$ according to Eqs. 2 and 3 for any $d : \mathbb{R} \rightarrow \mathbb{R}$ and any Lebesgue integrable $F : \mathbb{R} \rightarrow \mathbb{R}_{\geq 0}$. Then, $\text{dist}[\rho_t(\vec{x}), \eta_t(\vec{x})]$ is independent of time t .

Proof: Consider a sequence of simple functions $F^{(M)} = \sum_{m=1}^M f_m^{(M)} 1_{T_m^{(M)}}$ such that $F^{(M)} \rightarrow F$ and $F^{(M)}(\vec{y}) \leq F(\vec{y})$ for all $\vec{y} \in \mathbb{R}^2$. As before, $T_m^{(M)}$ are measurable subsets of \mathbb{R}^2 and $1_{T_m^{(M)}}$ is the characteristic function of $T_m^{(M)}$. The existence of such a sequence $F^{(M)}$ is a standard result (see Theorem 11.20 in [42]).

By Lebesgue's Monotone Convergence Theorem [42],

$$\lim_{M \rightarrow \infty} \int_p F^{(M)} d\mu = \int_p F d\mu = I[\rho_t(\vec{x}), \eta_t(\vec{x})] \quad (\text{B.11})$$

where the second step is merely the definition of I given in Eq. 2. Also, from Lemma 1 we know

$$\int_p F^{(M)} d\mu = \sum_{m=1}^M f_m^{(M)} \mu(\omega_m^{(M)}(0)) \quad (\text{B.12})$$

where, as before, $\omega_m^{(M)}(t) = \{\vec{x} \in p : (\rho_t(\vec{x}), \eta_t(\vec{x})) \in T_m^{(M)}\}$ so we have

$$I[\rho_t(\vec{x}), \eta_t(\vec{x})] = \lim_{M \rightarrow \infty} \sum_{m=1}^M f_m^{(M)} \mu(\omega_m^{(M)}(0)) \quad (\text{B.13})$$

which is manifestly independent of t . Therefore,

$$\text{dist}[\rho_t(\vec{x}), \eta_t(\vec{x})] = d(I[\rho_t(\vec{x}), \eta_t(\vec{x})]) \quad (\text{B.14})$$

is also independent of t . \square

Appendix C. Comparing $\rho_t^G(\vec{x})$ to E.T. Jaynes' maximum entropy distribution

Although $\rho_t^G(\vec{x})$ is similar to E.T. Jaynes' maximum entropy distribution [21] in that both are defined in terms of a maximum entropy optimization problem, there is a key difference: $\rho_t^G(\vec{x})$ is guaranteed to converge to ρ^{MC} for strong mixing systems, whereas Jaynes' maximum entropy distribution does not converge to either the canonical nor microcanonical distribution, except under a restrictive assumption. This is explained below.

E.T. Jaynes introduced the maximum entropy distribution $\rho_t^J(\vec{x}) : P \rightarrow \mathbb{R}_{\geq 0}$ defined as

$$\rho_t^J(\vec{x}) = \text{argmax} \left[- \int_P \rho(\vec{x}) \log \rho(\vec{x}) d\vec{x} \right] \quad \text{subject to} \quad \int_P \rho(\vec{x}) d\vec{x} = 1$$

$$\text{and} \quad \langle a_i \rangle_\rho = \langle a_i \rangle_{\rho_t} \quad \text{for } i = 1, \dots, N \quad (\text{C.1})$$

where, unlike in Eq. 10, $\langle a_i \rangle_\rho = \int_P a_i(\vec{x}) \rho(\vec{x}) d\vec{x}$. The solution to this optimization problem is

$$\rho_t^J(\vec{x}) = \exp \left(-1 - \mu_0^*(t) - \sum_{i=1}^N \mu_i^*(t) a_i(\vec{x}) \right) \quad (\text{C.2})$$

where $\mu_i^*(t)$ are chosen to solve the equations $\langle a_i \rangle_{\rho^J} = \langle a_i \rangle_{\rho_t}$.

The difference between $\rho_t^G(\vec{x})$ and $\rho_t^J(\vec{x})$ is that $\rho_t^G(\vec{x})$ is defined on a hypersurface Σ_E (and all integrals in the optimization are taken over Σ_E), whereas $\rho_t^J(\vec{x})$ is defined on the full phase space P . The fact that $\rho_t^J(\vec{x})$ is defined on the full phase space means that it does not, in general, dynamically evolve into an equilibrium distribution under the dynamics of Liouville's theorem, as explained below.

Under the dynamics of Liouville's theorem, $\rho_t^J(\vec{x})$ will not converge to the canonical distribution $\rho_{can}(\vec{x})$ unless either (i) $H^n(\vec{x})$ is **not** observable for any $n > 1$, meaning that the variance in energy cannot be measured, or (ii) $\langle H^n(\vec{x}) \rangle_{\rho_t}$ is *already* equal to its canonical value $\langle H^n(\vec{x}) \rangle_{\rho_{can}}$ at $t = 0$. This condition is due to the fact that $\langle H^n(\vec{x}) \rangle_{\rho_t}$ is a constant of the motion, so its value must either be at equilibrium initially (in which case the approach to equilibrium is not explained), or the experimenter must be ignorant of its value, in order for $\rho_t^J(\vec{x})$ to approach $\rho_{can}(\vec{x})$.

Similarly, $\rho_t^J(\vec{x})$ does not evolve to the microcanonical distribution except in the special case that the variance in energy **is** an observable **and** is arbitrarily small. In the limit that $\langle H^2(\vec{x}) \rangle_{\rho_t} - \langle H(\vec{x}) \rangle_{\rho_t}^2 \rightarrow 0$, $\rho_t^J(\vec{x})$ becomes zero everywhere except on a hypersurface Σ_E and $\rho_t^J(\vec{x}) \rightarrow \rho_t^G(\vec{x})$.

Appendix D. Solving the optimization problem for ρ_t^G

The first step for computing ρ_t^G is to write the Lagrangian for the optimization problem. Note that this is the Lagrangian in the context of optimization theory, it is not the physical Lagrangian associated with the Hamiltonian $H(\vec{x})$. The Lagrangian is

$$L_t[\rho(\vec{x}), \lambda_1, \dots, \lambda_N] = S[\rho(\vec{x})] - \lambda_0 \left(\int_{\Sigma_E} \rho(\vec{x}) d\mu - 1 \right) - \sum_{i=1}^N \lambda_i \left(\int_{\Sigma_E} \rho(\vec{x}) a_i(\vec{x}) d\mu - \langle a_i \rangle_{\rho_t} \right) \quad (\text{D.1})$$

where N is the number of observables available to the experimenter. The subscript t in $L_t[\rho(\vec{x}), \lambda_1, \dots, \lambda_N]$ indicates that the Lagrangian carries a time dependence due to the time dependence of $\langle a_i \rangle_{\rho_t}$. The variables $\lambda_i \in \mathbb{R}$ are the Lagrange multipliers for the problem. λ_0 corresponds to the normalization constraint, and λ_i for $i = 1, \dots, N$ corresponds to each of the N constraints on the ensemble averages. Importantly, the values $\langle a_i \rangle_{\rho_t}$ are considered to be known to the experimenter, so they are treated as known constants in the optimization problem.

The concavity of $S[\rho(\vec{x})]$ guarantees that L_t has a single stationary point corresponding to the unique optimum [34]. The stationarity condition $\delta L / \delta \rho = 0$ is solved by a function $\rho^*(\vec{x}, \lambda_0, \dots, \lambda_N)$ that maximizes L_t under fixed λ_i . To simplify notation, let $\boldsymbol{\lambda} = (\lambda_0, \dots, \lambda_N)$ denote the list of Lagrange multipliers. Then, the function $\rho^*(\vec{x}, \boldsymbol{\lambda})$ that solves $\delta L / \delta \rho = 0$ is

$$\rho^*(\vec{x}; \boldsymbol{\lambda}) = \exp \left(-1 - \lambda_0 - \sum_{i=1}^N \lambda_i a_i(\vec{x}) \right) \quad (\text{D.2})$$

We now use the method of Lagrange duality to determine the Lagrange multipliers $\boldsymbol{\lambda}$. An important result in the theory of convex optimization says that the Lagrange dual function $g_t(\boldsymbol{\lambda}) = \max_{\rho(\vec{x})} L_t[\rho(\vec{x}), \boldsymbol{\lambda}]$ is a convex function with a unique minimum (because $S[\rho(\vec{x})]$ is concave), and the $\boldsymbol{\lambda}_t^*$ that minimize $g_t(\boldsymbol{\lambda})$ are the Lagrange multipliers that solve our original optimization problem [34]. In other words,

$$\rho_t^G(\vec{x}) = \rho^*(\vec{x}; \boldsymbol{\lambda}_t^*) \quad (\text{D.3})$$

where $\boldsymbol{\lambda}_t^*$ is the unique minimum of the function $g_t(\boldsymbol{\lambda})$ given by

$$g_t(\boldsymbol{\lambda}) = \min_{\rho(\vec{x})} L_t[\rho(\vec{x}), \boldsymbol{\lambda}] = L_t[\rho^*(\vec{x}; \boldsymbol{\lambda}), \boldsymbol{\lambda}] \quad (\text{D.4})$$

$$= \int_{\Sigma_E} \exp\left(-1 - \lambda_0 - \sum_{i=1}^N \lambda_i a_i(\vec{x})\right) d\mu + \lambda_0 + \sum_{i=1}^N \lambda_i \langle a_i \rangle_{\rho_t} \quad (\text{D.5})$$

Note that Eqs. D.3 and D.5 are equivalent to Eqs. 11 and 12, so we have completed the derivation.

Appendix D.1. The equivalence of Eq. 9 and Eq. 8

Here, we show that Eq. 9 is equivalent to Eq. 8. We start with $\tilde{\rho}_t(\vec{x})$ as defined by Eq. 9, which is the special case of $\rho_t^G(\vec{x})$ in which $a_i(\vec{x}) = 1_{\Gamma_i}(\vec{x})$, where Γ_i are sets that form a partition of Σ_E . By solving the optimization problem using Eqs. 10 and 12, we show that the solution to Eq. 9 is Eq. 8.

Suppose that $a_i(\vec{x}) = 1_{\Gamma_i}(\vec{x})$, where Γ_i are sets that form a partition of Σ_E . Then, Eq. 11 reduces to

$$\rho_t^G(\vec{x}) = \tilde{\rho}_t(\vec{x}) = \exp(-1 - \lambda_0 - \lambda_{i(\vec{x})}) \quad (\text{D.6})$$

where $i(\vec{x})$ is the index of the cell containing point \vec{x} , i.e. $\vec{x} \in \Gamma_{i(\vec{x})}$. Eq. 12 reduces to

$$g_t(\lambda_0, \dots, \lambda_N) = e^{-1-\lambda_0} \sum_{i=1}^N e^{-\lambda_i} \mu(\Gamma_i) + \lambda_0 + \sum_{i=1}^N \lambda_i \langle 1_{\Gamma_i} \rangle_{\rho_t} \quad (\text{D.7})$$

The first order condition for minimizing Eq. D.7, $\partial g_t / \partial \lambda_i = 0$, gives

$$\lambda_i = \log \frac{\mu(\Gamma_i)}{\langle \Gamma_i \rangle_{\rho_t} e^{1+\lambda_0}} \quad (\text{D.8})$$

for $i = 1, \dots, N$. Inserting this into Eq. D.6 gives

$$\tilde{\rho}_t(\vec{x}) = \frac{\langle \Gamma_{i(\vec{x})} \rangle_{\rho_t}}{\mu(\Gamma_{i(\vec{x})})} = \frac{1}{\mu(\Gamma_{i(\vec{x})})} \int_{\Gamma_{i(\vec{x})}} \rho_t(\vec{x}') d\mu \quad (\text{D.9})$$

which is Eq. 8.

Appendix E. Proof of Theorem 2

Theorem 2: Let $\rho_t(\vec{x})$ be a normalized and non-singular ($0 \leq \rho_t(\vec{x}) < \infty$) distribution on Σ_E obeying Liouville's theorem. Define $\rho_t^G(\vec{x})$ according to Eq. 10. Then,

- (i) $\lim_{t \rightarrow \infty} \rho_t^G(\vec{x}) = \rho^{MC}$ for all \vec{x} , i.e. pointwise convergence.
- (ii) $\lim_{t \rightarrow \infty} S[\rho_t^G(\vec{x})] = S[\rho^{MC}]$.

Proof: First, note that if $\langle a_i \rangle_{\rho_t} = \langle a_i \rangle_{\rho^{MC}}$ for all i , then $\rho_t^G = \rho^{MC}$. This because ρ^{MC} solves

$$\rho^{MC} = \operatorname{argmax} S[\rho(\vec{x})] \quad \text{s.t.} \quad \int_{\Sigma_E} \rho_t^G(\vec{x}) d\mu = 1 \quad (\text{E.1})$$

and ρ^{MC} satisfies the additional constraints of Eq. 10 when $\langle a_i \rangle_{\rho_t} = \langle a_i \rangle_{\rho^{MC}}$.

Second, recall that

$$\lim_{t \rightarrow \infty} \langle a_i \rangle_{\rho_t} = \langle a_i \rangle_{\rho^{MC}} \quad (\text{E.2})$$

for strong mixing dynamics due to weak convergence.

Third, note that the solution to the optimization problem of Eq. 10 is continuous with respect to $\langle a_i \rangle_{\rho_t}$. Hence,

$$\lim_{t \rightarrow \infty} \rho_t^G = \rho^{MC} \quad (\text{E.3})$$

This proves (i). (ii) follows immediately from (i) due to the continuity of $S[\rho(\vec{x})]$. \square

References

- [1] Josiah Willard Gibbs. *Elementary principles in statistical mechanics: developed with especial reference to the rational foundations of thermodynamics*. C. Scribner's sons, 1902.
- [2] Paul Ehrenfest and Tatiana Ehrenfest. *The Conceptual Foundations of the Statistical Approach in Mechanics*. Cornell University Press, Ithaca, NY, 1959. Translated by B. G. Teubner from the original German edition published in 1912.
- [3] Michael C Mackey. The dynamic origin of increasing entropy. *Reviews of Modern Physics*, 61(4):981, 1989.
- [4] John P Dougherty. Foundations of non-equilibrium statistical mechanics. *Philosophical Transactions of the Royal Society of London. Series A: Physical and Engineering Sciences*, 346(1680):259–305, 1994.
- [5] Valery Vasilevich Kozlov and DV Treshchev. Fine-grained and coarse-grained entropy in problems of statistical mechanics. *Theoretical and Mathematical Physics*, 151:539–555, 2007.
- [6] J Kumičák and X De Hemptinne. The dynamics of thermodynamics. *Physica D: Nonlinear Phenomena*, 112(1-2):258–274, 1998.
- [7] Mario A Castagnino and Edgard Gunzig. Dynamics, thermodynamics, and time asymmetry. *International journal of theoretical physics*, 37(4):1333–1422, 1998.
- [8] David Ruelle. Smooth dynamics and new theoretical ideas in nonequilibrium statistical mechanics. *Journal of Statistical Physics*, 95:393–468, 1999.
- [9] Robert M Lewis. A unifying principle in statistical mechanics. *Journal of Mathematical Physics*, 8(7):1448–1459, 1967.
- [10] Nikolai Sergeevich Krylov. *Works on the Foundations of Statistical Physics*. Princeton Series in Physics. Princeton University Press, Princeton, New Jersey, 1979. Translated from Russian.
- [11] Maurice Courbage and Grégoire Nicolis. Markov evolution and h-theorem under finite coarse graining in conservative dynamical systems. *Europhysics letters*, 11(1):1, 1990.

- [12] Valery Vasilevich Kozlov and DV Treshchev. Evolution of measures in the phase space of nonlinear hamiltonian systems. *Theoretical and mathematical physics*, 136:1325–1335, 2003.
- [13] Valery Vasilevich Kozlov and DV Treshchev. Weak convergence of solutions of the Liouville equation for nonlinear Hamiltonian systems. *Theoretical and mathematical physics*, 134:339–350, 2003.
- [14] G Piftankin and D Treschev. Coarse-grained entropy in dynamical systems. *Regular and Chaotic Dynamics*, 15:575–597, 2010.
- [15] Anton Sergeevich Trushechkin. Irreversibility and the role of an instrument in the functional formulation of classical mechanics. *Theoretical and Mathematical Physics*, 164:1198–1201, 2010.
- [16] G Piftankin and D Treschev. Gibbs entropy and dynamics. *Chaos: An Interdisciplinary Journal of Nonlinear Science*, 18(2), 2008.
- [17] VV Kozlov. Coarsening in ergodic theory. *Russian Journal of Mathematical Physics*, 22(2):184–187, 2015.
- [18] Nikolaos Kalogeropoulos. Coarse-graining and symplectic non-squeezing. *Physica A: Statistical Mechanics and its Applications*, 589:126720, 2022.
- [19] JP Dougherty and R Raissi-Dehkordi. Lyapunov exponents and non-equilibrium statistical mechanics. *Physica A: Statistical Mechanics and its Applications*, 317(1-2):1–12, 2003.
- [20] Linda E Reichl. *A modern course in statistical physics*. John Wiley & Sons, 2016.
- [21] Edwin T Jaynes. Information theory and statistical mechanics. *Physical review*, 106(4):620, 1957.
- [22] Dominik Šafránek, Anthony Aguirre, and JM Deutsch. Classical dynamical coarse-grained entropy and comparison with the quantum version. *Physical Review E*, 102(3):032106, 2020.
- [23] Sheldon Goldstein. Boltzmann’s approach to statistical mechanics. In *Chance in physics: Foundations and perspectives*, pages 39–54. Springer, 2001.
- [24] Sheldon Goldstein, David A Huse, Joel L Lebowitz, and Pablo Sartori. On the nonequilibrium entropy of large and small systems. In *Stochastic Dynamics Out of Equilibrium: Institut Henri Poincaré, Paris, France, 2017*, pages 581–596. Springer, 2019.
- [25] Jean Bricmont. Bayes, Boltzmann and Bohm: probabilities in physics. In *Chance in physics: Foundations and perspectives*, pages 3–21. Springer, 2001.
- [26] David Z Albert. *Time and chance*. Harvard University Press, 2003.
- [27] Roderich Tumulka. Lecture notes on mathematical statistical physics, 2019.
- [28] Sheldon Goldstein. Individualist and ensembler approaches to the foundations of statistical mechanics. *The Monist*, 102(4):439–457, 2019.
- [29] Aleksandr Khinchin. *Mathematical foundations of statistical mechanics*. Courier Corporation, 1949.
- [30] Vladimir Igorevich Arnold and André Avez. *Ergodic problems of classical mechanics*. 1968.
- [31] David Pollard. *A user’s guide to measure theoretic probability*. Number 8. Cambridge University Press, 2002.
- [32] Encyclopedia of Mathematics. L^p spaces. https://encyclopediaofmath.org/wiki/Lp_spaces. Accessed: April 2 2024.
- [33] Tim Van Erven and Peter Harremo. Rényi divergence and Kullback-Leibler divergence. *IEEE Transactions on Information Theory*, 60(7):3797–3820, 2014.
- [34] Stephen P Boyd and Lieven Vandenbergh. *Convex optimization*. Cambridge university press, 2004.
- [35] Giulio Casati and Tomaz Prosen. Mixing property of triangular billiards. *Physical Review Letters*, 83(23):4729, 1999.
- [36] Katerina Zahradova, Julia Slipantschuk, Oscar F Bandtlow, and Wolfram Just. Impact of symmetry on ergodic properties of triangular billiards. *Physical Review E*, 105(1):L012201, 2022.
- [37] Oscar E Lanford. Entropy and equilibrium states in classical statistical mechanics. In *Statistical mechanics and mathematical problems*, pages 1–113. Springer, 2007.
- [38] David Ruelle. Correlation functionals. *Journal of Mathematical Physics*, 6(2):201–220, 1965.

- [39] David Ruelle. *Statistical mechanics: Rigorous results*. World Scientific, 1969.
- [40] Jos Uffink. *Compendium of the foundations of classical statistical physics*. 2006.
- [41] Charlotte Werndl and Roman Frigg. When does a Boltzmannian equilibrium exist? In *Current Debates in Philosophy of Science: In Honor of Roberto Torretti*, pages 247–273. Springer, 2023.
- [42] Walter Rudin et al. *Principles of mathematical analysis, 3rd Edition*. McGraw-Hill, 1976.