

Direction of spontaneous processes in non-equilibrium systems with movable/permeable internal walls

Robert Hołyst,^{1,*} Paweł J. Żuk,^{1,†} Anna
Maciołek,^{1,2,‡} Karol Makuch,^{1,§} and Konrad Giżyński¹

¹*Institute of Physical Chemistry, Polish Academy
of Sciences Kasprzaka 44/52, 01-224 Warszawa*

²*Max-Planck-Institut für Intelligente Systeme Stuttgart,
Heisenbergstr. 3, D-70569 Stuttgart, Germany*

(Dated: April 30, 2024)

Abstract

The second law of equilibrium thermodynamics explains the direction of spontaneous processes in a system after removing internal constraints. When the system only exchanges energy with the environment as heat, the second law states that spontaneous processes at constant temperature satisfy the following inequality: $dU - \delta Q \leq 0$. Here, dU is the infinitesimal change of the internal energy, and δQ is the infinitesimal heat exchanged during the process. We will consider three different systems in a heat flow: ideal gas, van der Waals gas, and a binary mixture of ideal gases. We will also study ideal gas and van der Waals gas in the heat flow and gravitational field. We will divide each system internally into two subsystems by a movable wall. We will show that the direction of the motion of the wall, after release, at constant boundary conditions is determined by the same inequality as in equilibrium thermodynamics. The only difference between equilibrium and non-equilibrium law is the dependence of the net heat change, δQ , on the state parameters of the system. We will also consider a thick wall permeable to gas particles and derive Archimedes' principle in the heat flow. Finally, we will consider the ideal gas's Couette (shear) flow. In this system, the direction of the motion of the internal wall follows from the inequality $dE - \delta Q - \delta W_s \leq 0$, where dE is the infinitesimal change of the total energy (internal plus kinetic) and δW_s is the infinitesimal work exchanged with the environment due to shear force imposed on the flowing gas. Ultimately, we will synthesize all these cases in a general framework of the second law of non-equilibrium thermodynamics.

* rholyst@ichf.edu.pl

† pzuk@ichf.edu.pl

‡ amaciolek@ichf.edu.pl

§ kmakuch@ichf.edu.pl

I. INTRODUCTION

The direction of spontaneous processes follows the second law of equilibrium thermodynamics [1]. It tells us that isolated systems reaching equilibrium increase their entropy. The second law is practical. It allows us to predict which chemical reactions occur spontaneously, at what thermodynamic conditions liquids evaporate or freeze, and how to design efficient engines. Such a law, although needed, has yet to be discovered for out-of-equilibrium systems characterized by the continuous flux of energy flowing across them. This remains true despite large efforts [2–28], and successes are limited either to the isothermal situations or to the small temperature differences [21–28]. Promising results were obtained in small scale systems allowing for a discrete description [29, 30], and they pave a trajectory approach to macroscopic stochastic thermodynamics [31]. The non-equilibrium thermodynamics today (called thermodynamics of irreversible processes) is the set of non-linear differential equations representing the conservation of mass, momentum, and energy [32, 33]. The second law is missing in this description. Various attempts to present the widely applicable formalism of the second law based on these equations failed [34]. Although most of the world around us is not at equilibrium, we do not have the general tools to predict the direction of spontaneous processes occurring within them. This paper will show preliminary observations for many different systems, which can guide us towards formulating the second law of non-equilibrium thermodynamics.

Non-equilibrium states involve macroscopic energy fluxes flowing across the system [32]. These fluxes are sustained within the system by the non-vanishing gradients of temperature (in the case of heat flow), pressure (in the case of mass flow), or chemical potential (in the case of diffusion of particles). Thus, a non-equilibrium state has non-uniform temperature, pressure, chemical potential, and velocity. The local equations of state relating internal energy and pressure to density and temperature and spatial profiles of density, temperature, and concentrations fully characterize non-equilibrium states. In our recent papers, we formulated the first law of global thermodynamics for various non-equilibrium systems [35–37] including, for example, gravity [36] or Couette flow [38]. We represented internal energy as a function of a few global state parameters. These parameters were obtained by mapping

a non-equilibrium and, by definition, non-uniform system into a uniform one. We averaged local equations of state over the system's volume. The averaging resulted in global equations of state, which we wrote in the same form as at equilibrium. These global non-equilibrium equations of state included new state parameters. For example, the internal energy of the van der Waals gas subjected to continuous heat flux $U(S^*, V, N, a^*, b^*)$ is a function of 5 parameters of state, where S^* is the non-equilibrium entropy, V is the volume, N is the number of particles and a^* and b^* , new parameters of state, are renormalized van der Waals interaction parameters. The net heat that flows in/out of the system to change the internal energy of the van der Waals gas is given by:

$$\mathrm{d}Q = T^* \mathrm{d}S^* - \frac{N^2}{V} \mathrm{d}a^* + Nk_B T^* \left(\frac{V}{N} - b^* \right)^{-1} \mathrm{d}b^*. \quad (1)$$

The a^* and b^* state parameters appear in the net heat differential because, in a non-uniform system, the change of the density profile leads to the local absorption or release of heat. In general, under our construction of global thermodynamics, all material parameters in the equilibrium equations of states become parameters of state of the non-equilibrium state.

In a system kept at a constant temperature at equilibrium, the energy is exchanged with the environment as heat only. The second law of equilibrium thermodynamics states [1, 39] that the Helmholtz free energy, $F(T, V, N, x)$, is minimized for x (the variable describing internal constraint) at constant T, V, N (temperature, volume, and number of particles, respectively). The minimization defines the equilibrium value of x . The change of F as a function of x is negative if the initial x does not correspond to the equilibrium state. Thus, the change of F when we move the system from initial to final x is given by $\Delta F \leq 0$. Rewriting this equation using internal energy and entropy gives $\Delta U - T\Delta S \leq 0$. In the infinitesimal form we get $\mathrm{d}U - T\mathrm{d}S \leq 0$. Finally, the net heat (heat that enters or leaves the system and changes the internal energy) is $\mathrm{d}Q = T\mathrm{d}S$. In general, the second law states $\mathrm{d}U - \mathrm{d}Q \leq 0$. Thus, the system minimizes part of its internal energy. This part does not account for the energy, which, at equilibrium, is continuously exchanged with the environment (here, net heat).

In this paper, we elucidate non-equilibrium systems in a continuous heat flow. Out of equilibrium, net heat becomes the amount of energy that enters or leaves the system in

the form of heat and changes the internal energy. We show the consequences of applying $dU - \delta Q \leq 0$ in the systems' stationary (steady) states. In section II, we discuss the ideal gas, van der Waals gas and the binary mixture of ideal gases enclosed by two fixed walls of different temperatures. We calculate dU and δQ as a function of state parameters. From (1), we see that δQ differs from what we know from equilibrium. Similarly, as is done at equilibrium, we divide the enclosed gas with an internal diathermic wall and check that $dU - \delta Q \leq 0$ determines the spontaneous motion of the wall towards the stationary position. In section III, we extend the problem to account for gravity and heat flow in the case of ideal gas and van der Waals gas. Next, we assume that the wall has a finite thickness and is permeable (porous). That leads to the derivation of Archimedes' principle from the second law of thermodynamics. Section IV considers the ideal gas heated volumetrically and discusses the transition between two locally stable states to compare their stability. In section V we study the ideal gas in the shear flow (Couette flow) and generalize the second law to the case when, apart from heat, the system also exchanges energy in the form of work. The work originates from the shear forces imposed on the gas flow. We finish the paper by generalizing the second law in the discussion section.

II. THE IDEAL GAS, GAS MIXTURES AND VAN DER WAALS GAS IN THE HEAT FLOW

Ideal gas. The model geometry is spanned between two parallel walls at $z_1 = 0$ and $z_2 = L$ as shown in Fig. 1. For now, let's focus on the arrangement that does not include the inner wall.

The area of each wall A is large enough so that the system is translationally invariant in x, y directions. The walls are in contact with thermostats, which are maintained at different temperatures $T_1 < T_2$. In the presence of heat flux, quantities specifying equilibrium thermodynamic states, such as number density $n = N/V$, pressure p or temperature T , become space-dependent. The profiles $n(z)$, $p(z)$, and $T(z)$ of these quantities can be determined using, for example, the irreversible thermo-hydrodynamics approach, which rests on local equilibrium assumption and represents the conservation of mass, momentum and energy,

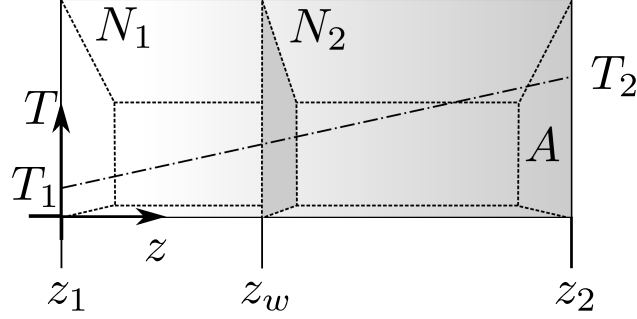


Figure 1: Schematic of a gas confined between two parallel walls of area A . The system is assumed to be translationally invariant in the x and y directions. The thin interior wall at z_w is treated as an internal constraint. We assume that the internal wall is diathermic, impenetrable and can move freely. The inner wall divides the system into two compartments containing N_1 and N_2 gas particles ($N_1 + N_2 = N$). The outer wall placed at $z_1 = 0$ has a fixed temperature T_1 , and the outer wall placed at $z_2 = L$ is kept at a fixed temperature $T_2 > T_1$. The resulting linear temperature profile is indicated by the dash-dot line.

supplemented with the equation of states and relations between fluxes and thermodynamic forces. For a stationary state with a vanishing velocity field, the thermo-hydrodynamics problem reduces to the constant pressure condition $p(z) = p$.

The construction of global thermodynamics describing the non-equilibrium steady state requires mapping it to a uniform system characterized by a finite number of state parameters. Mapping involves averaging the local pressure and energy over the system's volume so that, when averaged, the global equations of state have the same form as at equilibrium. For an ideal gas with f degrees of freedom, this procedure gives for a steady state with no mass flow

$$\begin{aligned}
 p &= \frac{1}{L} \int_0^L n(z) k_B T(z) dz = nk_B T^*, \\
 U &= \frac{f}{2} A \int_0^L n(z) k_B T(z) dz = \frac{f}{2} V n k_B T^*,
 \end{aligned}
 \tag{2}$$

where $n = N/V = (1/L) \int_0^L n(z) dz$ is the average number density and T^* is given by

$$T^* = \frac{A \int_0^L dz n(z) T(z)}{A \int_0^L dz n(z)}.
 \tag{3}$$

The new state parameter T^* can be interpreted as the average temperature of the uniform system onto which we have mapped the original, non-equilibrium one. The explicit expression for T^* depends on the specific temperature and number density profile. In the case of constant pressure [35], the equations of irreversible thermo-hydrodynamics give $T(z) = T_1 + (T_2 - T_1)(z/L)$, $n(z) = n(T_2 - T_1) / [\log(T_2/T_1)T(z)]$ and as a result

$$T^* = (T_2 - T_1) / \ln(T_2/T_1). \quad (4)$$

Because mapping gives us the same formal structure as we know from equilibrium, the variable S^* conjugate to T^* is given by

$$S^*(U, V, N) / k_B = N \log \left[\left(\frac{U}{(f/2)k_B N} \right)^{f/2} \frac{V}{N} \right] + N s_0 / k_B, \quad (5)$$

where the constant s_0 is taken such that S^* for $T_2 = T_1$ gives the equilibrium expression for the entropy [1]. The internal energy of a non-equilibrium steady state is thus a function of three parameters of state $U(S^*, V, N)$, with the thermodynamic relation:

$$\begin{aligned} \left(\frac{\partial S^*}{\partial U} \right)_{V, N} &= \frac{1}{T^*}, \\ \left(\frac{\partial S^*}{\partial V} \right)_{U, N} &= \frac{p}{T^*}. \end{aligned} \quad (6)$$

Binary mixture. Mixing two ideal gases a and b with f_a and f_b degrees of freedom, respectively, add to the temperature and density profile the profile of concentration induced by a heat flux. As a result, the mapping procedure leads to a uniform system with two new state parameters. In addition to T^* we have two effective degrees of freedom f_a^* and f_b^* , which, however, are not independent. They allow us to write the internal energy and pressure in the same form as in equilibrium:

$$\begin{aligned} p &= n_a k_B T^* + n_b k_B T^*, \\ U &= \frac{f_a^*}{2} V n_a k_B T^* + \frac{f_b^*}{2} V n_b k_B T^*, \end{aligned} \quad (7)$$

where $n_a = N_a/V$ and $n_b = N_b/V$ are the average number densities of the first and second component of the mixture, respectively. The effective degrees of freedom are obtained as

$$f_i^* = \frac{f_i}{x_i} \frac{1}{L} \int_0^L x_i(z) dz, \quad i = a, b \quad (8)$$

where $x_i = n_i/n$ is the average number fraction of i component and $x_i(z)$ is its profile; $x_a + x_b = 1$ in the absence of chemical reactions. f_a^* and f_b^* are related via $(f_a^*/f_a)x_a + (f_b^*/f_b)x_b = 1$. The non-equilibrium entropy S^* has the same form as in equilibrium but with T replaced by T^* and f_i by f_i^* . It is the sum of the entropy of the two components of the mixture considered separately and the entropy of mixing:

$$\begin{aligned}
S^*(U, V, N_a, N_b, f_a^*)/k_B &= N_a \left[\frac{f_a^*}{2} + 1 + \ln \frac{V}{N_a} \left(\frac{2U}{k_B(N_a f_a^* + N_b f_b^*)} \right)^{f_a^*/2} \right] \\
&+ N_b \left[\frac{f_b^*}{2} + 1 + \ln \frac{V}{N_b} \left(\frac{2U}{k_B(N_a f_a^* + N_b f_b^*)} \right)^{f_b^*/2} \right] \\
&- N_a \ln \frac{N_a}{N} - N_b \ln \frac{N_b}{N} + S_0/k_B.
\end{aligned} \tag{9}$$

Here, S_0 may depend on N_a and N_b . Again, we choose it such that S^* reduces to the equilibrium entropy of a binary mixture in the absence of heat flux. The internal energy of a binary mixture of ideal gases in the non-equilibrium steady state is thus a function of five parameters of state $U(S^*, V, N_a, N_b, f_a^*)$.

Van der Waals gas. Gas of interacting particles obeying the van der Waals equations of state is described with two additional interaction parameters a and b . As a result of the mapping procedure, we obtain

$$\begin{aligned}
p &= \frac{nk_B T^*}{1 - nb^*} - a^* n^2, \\
U &= \frac{f}{2} V n k_B T^* - a^* V n^2.
\end{aligned} \tag{10}$$

Three new state parameters describe the van der Waals gas in the steady state. Beside the effective temperature T^* defined by the same expression (3) as for ideal gas, we have the effective interaction parameter a^* given by

$$a^* = \frac{1}{L} \int_0^L \frac{a n(z)^2}{n^2} dz, \tag{11}$$

and b^* defined by the formula

$$\frac{nk_B T^*}{1 - nb^*} = \frac{1}{L} \int_0^L \frac{a n(z) k_B T(z)}{1 - bn(z)} dz. \tag{12}$$

Because Eqs. (10) have the same structure as in equilibrium, the non-equilibrium entropy S^* has the same form as in equilibrium but with T replaced by T^* , a by a^* and b by b^* .

$$S^*(U, V, N, a^*, b^*)/k_B = N \log \left[\left(\frac{U + \frac{a^* N^2}{V}}{(f/2)k_B N} \right)^{f/2} \frac{V - Nb^*}{N} \right] + N s_0/k_B. \quad (13)$$

The internal energy of van der Waals gas in the non-equilibrium steady state is thus a function of five parameters of state $U(S^*, V, N, a^*, b^*)$.

Note that for all systems discussed above, the non-equilibrium entropy S^* is part of the total entropy S_{tot} defined as the volume entropy density $s(z)$ integral over the system volume. It contains information about the heat absorbed/released in the system on top of the dissipative background (temperature profile).

Net heat. In the case of a very slow transition between stationary states by, e.g., a slight change of temperature T_2 or by the change of a distance L between the confining wall L , the energy changes only by means of mechanical work and heat flow:

$$dU = \bar{d}Q + \bar{d}W, \quad \text{with} \quad \bar{d}W = -pdV, \quad (14)$$

where $\bar{d}Q$ is the net heat transferred to the system during a small change between two non-equilibrium stationary states. Thus, the above equation can be considered as the first law of non-equilibrium thermodynamics. Using the fundamental relations for each of the above examples (Eqs. (5), (9), and (13)), we can determine the net heat from the energy balance $dU = \bar{d}Q - pdV$. For an ideal gas, we have

$$dU = T^*dS^* - pdV, \quad \text{and} \quad \bar{d}Q = T^*dS^*, \quad (15)$$

which has the same formal form as in equilibrium.

This is different for a binary mixture of ideal gases, where the net heat acquires additional terms. In general

$$dU = T^*dS^* - pdV + \mu_a^*dN_a + \mu_b^*dN_b + \mathcal{F}_a df_a^* + \mathcal{F}_b df_b^*, \quad (16)$$

and for fixed number of components N_a and N_b , we have

$$\bar{d}Q = T^*dS^* + \mathcal{F}_a df_a^* + \mathcal{F}_b df_b^*, \quad (17)$$

where $df_b^* = -\frac{x_b f_a}{x_a f_b} df_a^*$ and $\frac{F_i}{T^*} = -\left(\frac{\partial S^*}{\partial f_i^*}\right)_{U, V, N_a, N_b, f_{j \neq i}^*}$ with S^* given by Eq. (9).

Additional terms in the net heat also occur for the van der Waals gas, where

$$dU = T^* dS^* - p dV - \frac{N^2}{V} da^* + nk_B T^* \left(\frac{V}{N} - b^*\right)^{-1} db^* \quad (18)$$

so that

$$\bar{d}Q = T^* dS^* - \frac{N^2}{V} da^* + nk_B T^* \left(\frac{V}{N} - b^*\right)^{-1} db^* \quad (19)$$

Movable internal wall. We introduce to the considered systems an internal constraint in the form of a wall parallel to the bounding walls (Fig. 1). We assume the wall is thin, freely movable, diathermal and impenetrable. The internal constraint divides the system into two subsystems, 1 and 2, each with a fixed number of particles N_1 and N_2 , and the volumes V_1 and V_2 . We choose the volume of one subsystem V_1 as the parameter representing constraint. The total energy is the sum of the energies of the two subsystems:

$$U(S_1^*, V_1, N_1, S_2^*, V - V_1, N_2, \dots) = U_1(S_1^*, V_1, N_1, \dots) + U_2(S_2^*, V - V_1, N_2, \dots), \quad (20)$$

where \dots denotes possible other new state variable, such as f_a^* for the binary mixture of ideal gases or a^* and b^* for the van der Waals gas. The steady position of the wall, which moves without friction, is determined by the equality of the pressures exerted by each subsystem $p_1 = p_2$. The effective temperatures of both subsystems are [35]

$$T_1^* = \frac{\frac{V_1}{V} (T_2 - T_1)}{\log \left(\frac{T_1 + \frac{V_1}{V} (T_2 - T_1)}{T_1} \right)},$$

$$T_2^* = \frac{\left(1 - \frac{V_1}{V}\right) (T_2 - T_1)}{\log \left[\frac{T_2}{T_1 + \frac{V_1}{V} (T_2 - T_1)} \right]}.$$

Using the explicit forms of dU_1 , dU_2 and $\bar{d}Q_1$, $\bar{d}Q_2$, we can see that this condition can be obtained from the following minimum principle

$$dU_1 + dU_2 - \bar{d}Q_1 - \bar{d}Q_2 = -(p_1 - p_2) dV_1 \leq 0, \quad (21)$$

which we call the second law of non-equilibrium thermodynamics. Thus, the difference between the total energy of the system and the heat exchanged with the environment is

minimized while the internal wall moves to the new position. The equality defines the condition of the stationary position of the wall, given by the equality of pressures $p_1 = p_2$ in two subsystems. For the specific case of an ideal gas, we have

$$p_1 = k_B \frac{N_1}{V} \frac{T_2 - T_1}{\ln \left[\frac{T_1 + (T_2 - T_1) \frac{V_1}{V}}{T_1} \right]} \quad p_2 = k_B \frac{N_2}{V} \frac{T_2 - T_1}{\ln \left[\frac{T_2}{T_1 + (T_2 - T_1) \frac{V_1}{V}} \right]} \quad (22)$$

Demanding $p_1 = p_2$ and solving for V_1 gives us the position of the internal wall at the stationary state for given temperatures T_2 and T_1 :

$$\frac{V_1}{V} = \frac{\left(\frac{T_2}{T_1} \right)^{N_2/N} - 1}{\frac{T_2}{T_1} - 1}. \quad (23)$$

We note that for the diathermal internal wall, there is only a single solution for V_1 for all possible values of $T_2 > T_1$. In Sec. IV, we consider an adiabatic internal wall with volumetric heating and show that, in this case, there might be more solutions for V_1 , among which we can compare stability.

III. GRAVITATIONAL FIELD: IDEAL GAS, VAN DER WAALS GAS AND ARCHIMEDES PRINCIPLE

Ideal gas in gravity. We insert the gas column into constant, external gravitational field $-\hat{e}_z g$ that acts in the direction of the heat flux (see Fig. 2). Here, the situation of interest is without macroscopic fluid motion, which means there is no Rayleigh-Bennard convection [40–42]. The meanings of symbols from previous sections remain valid. The non-equilibrium entropy of a single gas column of an ideal gas is [36]

$$S^* = \frac{3}{2} N k_B \ln \frac{U - \frac{NM^* g L}{2} - N M g z_1}{U_0 - \frac{N M_0 g L_0}{2} - N M g z_{1,0}} + N k_B \ln \frac{V}{V_0} + S_0, \quad (24)$$

where $L = z_2 - z_1$ is the height of the gas column, z_1 is the coordinate of the column base, z_2 is the coordinate of the column top, $V = LA$ is the volume of the column with A being surface area of the column base, and M denotes molecular mass of the gas. The lower index 0 indicates reference values. In the above, state parameter M^* is renormalized mass defined

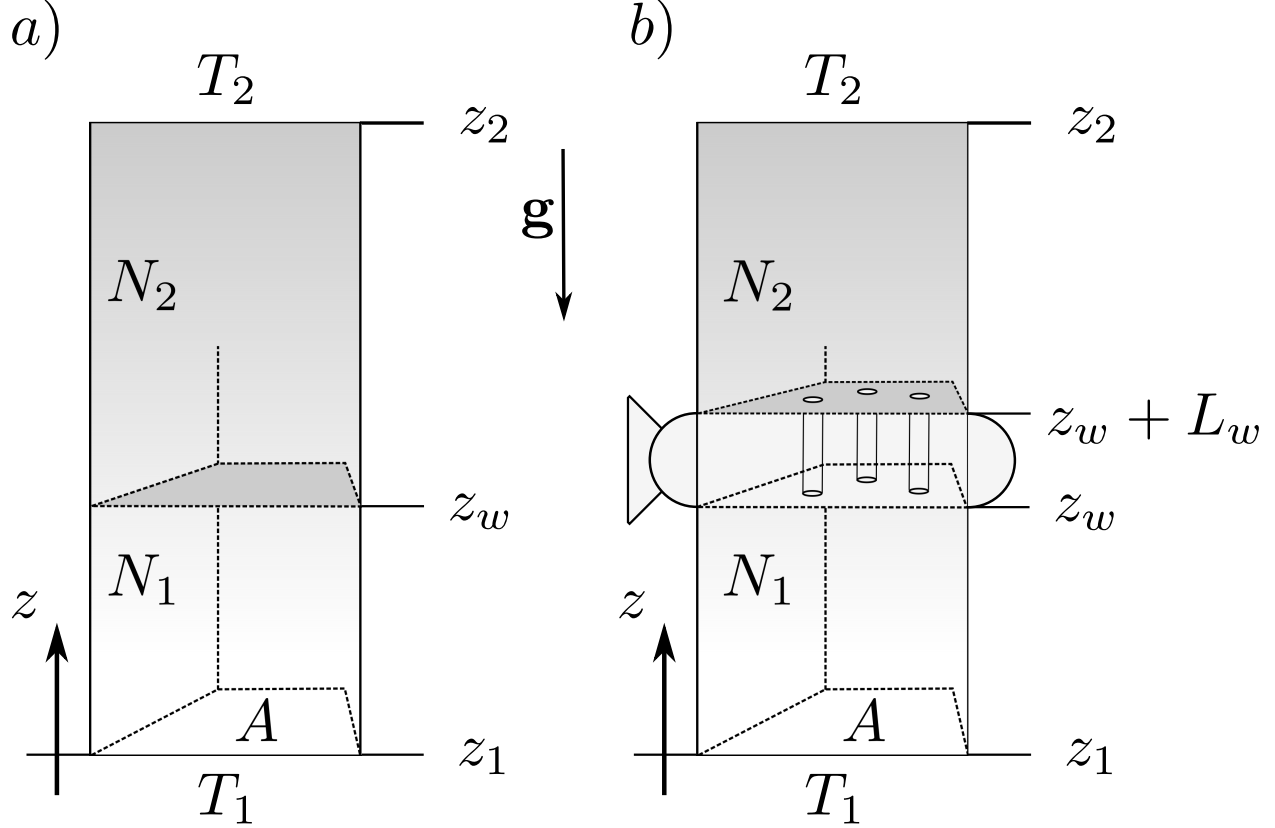


Figure 2: Gas column in gravity. A column of height L contains N moles of gas particles. The base (z_1) and top (z_2) are in contact with temperature reservoirs kept at two different temperatures: T_1 at the base and T_2 at the top. The column's base and top surface area equal A , and the system is translationally invariant in x, y directions. a) Impermeable and diathermal wall at z_w separates bottom and top sections with N_1 and N_2 particles of gas ($N_1 + N_2 = N$). b) Permeable, thick (L_w), diathermal wall at z_w separates sections containing N_1 and N_2 particles of gas ($N_1 + N_2 = N$).

with the help of the potential gravitational energy of the gas [36]

$$E_{\text{pot}} = \frac{NM^*gL}{2} \Leftrightarrow M^* = \frac{2E_{\text{pot}}}{NgL}, \quad (25)$$

which is contained inside the column

$$E_{\text{pot}} = gAL^2 \int_{z_1/L}^{z_2/L} \rho z' dz'. \quad (26)$$

The state parameter M^* is coupled to the gravitational field and informs about the system's potential energy with respect to the position of the column base. To include all effects of the gravity, we need to account also for the potential energy of the base of the column

$$E_{\text{pot},0} = NMgz_1. \quad (27)$$

The total internal energy of the gas column

$$U = \frac{3}{2}Nk_B T^* + \frac{NM^*gL}{2} + NMgz_1, \quad (28a)$$

consists of thermal and gravitational contributions. Thermal contribution (through mapping procedure) defines renormalized temperature T^*

$$E_T = \frac{3}{2}Nk_B T^* = AL \int_{z_1/L}^{z_2/L} \frac{3k_B}{2M} \rho T dz' \Leftrightarrow T^* = \frac{V}{NM} \int_{z_1/L}^{z_2/L} \rho T dz'. \quad (28b)$$

The average pressure inside the column is just like in the case without the gravity (2)

$$p_{\text{av}} = \frac{Nk_B T^*}{V}. \quad (28c)$$

It must be so, as changing the surface area of the column base does not change the gravitational energy, and all work is done against the thermal motion of gas particles. However, the presence of an external field introduces the anisotropy in the pressure profile. Pressures at the top

$$p(z_2) = \frac{Nk_B T^*}{V} - \frac{NM^*gL}{2V}, \quad (28d)$$

and bottom

$$p(z_1) = p(z_2) + \frac{NMgL}{V}. \quad (28e)$$

of the column are different. Presented formulas are consistent with the functional form of S^* (24) and the internal energy differential

$$\begin{aligned} dU &= T^* dS^* + N \frac{gL}{2} dM^* - \left(\frac{Nk_B T^*}{V} - \frac{NM^*gL}{2V} \right) \frac{V}{L} dL - \frac{Nk_B T^*}{V} dV + NMgdz_1 \\ &= T^* dS^* + N \frac{gL}{2} dM^* + dW = dQ + dW. \end{aligned} \quad (29)$$

In the above, we distinguish two separate ways of changing the internal energy. First is through heat

$$dQ = T^* dS^* + N \frac{gL}{2} dM^*, \quad (30a)$$

which includes entropic component and gravitational interactions between the external field and the mass inside the column. The second is through mechanical interactions exerted on the system boundaries by the means of mechanical work

$$dW = - \left(\frac{Nk_B T^*}{V} - \frac{NM^* gL}{2V} \right) \frac{V}{L} dL - \frac{Nk_B T^*}{V} dV + NMgdz_1. \quad (30b)$$

We deliberately wrote the work differential to distinguish column elongation, changes in the column volume and changes in the column base position. Column elongation is coupled to the pressure at its top, and volume changes to the average pressure.

In the two-compartment system (Fig. 2a)), inside the bottom part, there are N_1 particles and inside the top part, N_2 particles of an ideal gas. We separate compartments with a thin, diathermal wall at $z = z_w$. We assume there are no changes in column cross-section area $dA = 0$ and set this contribution to energy differential equal 0. We rewrite the energy balances for the bottom U_1 and top U_2 segments explicitly to take into account the displacement of the separating wall

$$\begin{aligned} dU_1 &= T_1^* dS_1^* + N_1 \frac{g(z_w - z_1)}{2} dM_1^* - \left(\frac{N_1 k_B T_1^*}{V_1} - \frac{N_1 M_1^* g(z_w - z_1)}{2V_1} \right) \frac{V_1}{(z_w - z_1)} dz_w \\ &= T_1^* dS_1^* + N_1 \frac{g(z_w - z_1)}{2} dM_1^* - p_1(z_w) A dz_w = dQ_1 + dW_1, \end{aligned} \quad (31a)$$

$$\begin{aligned} dU_2 &= T_2^* dS_2^* - N_2 \frac{g(z_2 - z_w)}{2} dM_2^* + \left(\frac{N_2 k_B T_2^*}{V_2} - \frac{N_2 M_2^* g(z_2 - z_w)}{2V_2} \right) \frac{V_2}{(z_2 - z_w)} dz_w + N_2 Mgdz_w \\ &= T_2^* dS_2^* + N_2 \frac{g(z_2 - z_w)}{2} dM_2^* + p_2(z_2) A dz_w + N_2 Mgdz_w = dQ_2 + dW_2. \end{aligned} \quad (31b)$$

The sign in front of p_2 is consistent with the direction of changes dz_w . The second law of stationary thermodynamics states that we should take the change in internal energies and subtract all energies exchanged with the environment during that process. For the column subject to gravity with fixed base and top, this is heat

$$dU_1 + dU_2 - dQ_1 - dQ_2 = (A(p_2(z_2) - p_1(z_w)) + N_2Mg) dz_w \leq 0. \quad (32)$$

We find that the wall will position itself where the force necessary to expand the bottom part of the column balances the sum of the forces required to compress the top part of the column and, additionally, to raise its weight.

Van der Waals gas in gravity We combine results from previous sections and construct an analogous description of the Van der Waals gas in a gravitational field. For the single compartment, the stationary entropy is

$$S^* = \frac{3}{2}Nk_B \ln \frac{U - \frac{NM^*gL}{2} - NMgz_1 + a^*\frac{N^2}{V}}{U_0 - \frac{N_0M_0gL_0}{2} - N_0Mgz_{1,0} + a_0^*\frac{N_0^2}{V_0}} + Nk_B \ln \frac{V - Nb^*}{V_0 - N_0b_0^*} + S_0. \quad (33)$$

The internal energy of the Van der Waals gas in a gravitational field is given by

$$U = \frac{3}{2}Nk_B T^* + \frac{NM^*gL}{2} + NMgz_1 - a^*\frac{N^2}{V}. \quad (34a)$$

and pressures are

$$p_{av} = \frac{Nk_B T^*}{V - Nb^*} - a^*\frac{N^2}{V^2} \quad (34b)$$

average over the system

$$p(z_2) = \frac{Nk_B T^*}{V - Nb^*} - a^*\frac{N^2}{V^2} - \frac{NM^*gL}{2V}, \quad (34c)$$

at the top of the column, and

$$p(z_1) = p(z_2) + \frac{NMgL}{V}. \quad (34d)$$

at the bottom of the column. The energy differential has form

$$\begin{aligned} dU &= T^*dS^* + N\frac{gL}{2}dM^* - \left(\frac{Nk_B T^*}{V - Nb^*} - a^*\frac{N^2}{V^2} - \frac{NM^*gL}{2V} \right) \frac{V}{L}dL \\ &\quad - \left(\frac{Nk_B T^*}{A(V - Nb^*)} - a^*\frac{N^2}{V^2} \right) dV - \frac{N^2}{V}da^* + Nk_B T^* \left(\frac{V}{N} - b^* \right)^{-1} db^* \\ &\quad + NMgdz_1 \\ &= T^*dS^* + N\frac{gL}{2}dM^* - \frac{N^2}{V}da^* + Nk_B T^* \left(\frac{V}{N} - b^* \right)^{-1} db^* + dW \\ &= dQ + dW, \end{aligned} \quad (35)$$

where we distinguish the heat differential including gravitational effects

$$\mathrm{d}Q = T^* \mathrm{d}S^* + N \frac{gL}{2} \mathrm{d}M^* - \frac{N^2}{V} \mathrm{d}a^* + Nk_B T^* \left(\frac{V}{N} - b^* \right)^{-1} \mathrm{d}b^*, \quad (36a)$$

and the mechanical work

$$\mathrm{d}W = - \left(\frac{Nk_B T^*}{V - Nb^*} - a^* \frac{N^2}{V^2} - \frac{NM^* gL}{2V} \right) \frac{V}{L} \mathrm{d}L - \left(\frac{Nk_B T^*}{A(V - Nb^*)} - a^* \frac{N^2}{V^2} \right) \mathrm{d}V + NMg \mathrm{d}z_1. \quad (36b)$$

Likewise, for the ideal gas, we write the second law of stationary thermodynamics

$$\mathrm{d}U_1 + \mathrm{d}U_2 - \mathrm{d}Q_1 - \mathrm{d}Q_2 = (A(p_2(z_2) - p_1(z_w)) + N_2 Mg) \mathrm{d}z_w \leq 0. \quad (37)$$

Again, it reads that the wall will rest where the force necessary to extend the bottom compartment matches the force necessary to compress the top compartment plus the force to lift its weight.

Archimedes principle. Novel phenomena appear when the wall separating compartments is permeable. Assume that it has a finite thickness L_w with its own mass M_b and is pierced with small channels (pores) of negligible volume that allow for the passage of gas molecules (Fig. 2(b)). We parametrize the position of the wall bottom line at z_w . The porous wall separating the two compartments constitutes a separate thermodynamic system. We make additional assumptions regarding the wall: gas that fills the pores inside the wall has volume $V_3 \ll V_2, V_1$, but each pore is large enough so that gas is in thermal (not Knudsen) regime and the wall is an excellent thermal conductor (temperature is constant inside the wall).

Each compartment containing perfect gas is described with fundamental relation (33). Since we allow for particle exchange, the energy balance (35), has to account for the resulting changes in energy $\frac{\partial U}{\partial N} \mathrm{d}N = \mu^* \mathrm{d}N$. We do not elucidate this term and treat it formally because it will cancel out due to further derivation. The amended energy differential is

$$\begin{aligned} \mathrm{d}U &= T^* \mathrm{d}S^* + \frac{NgL}{2} \mathrm{d}M^* - \left(\frac{Nk_B T^*}{V} - \frac{NM^* gL}{2V} \right) \frac{V}{L} \mathrm{d}L + NMg \mathrm{d}z_1 + \mu^* \mathrm{d}N \\ &= T^* \mathrm{d}S^* + N \frac{gL}{2} \mathrm{d}M^* + \mathrm{d}W + \mu^* \mathrm{d}N = \mathrm{d}Q + \mathrm{d}W + \mu^* \mathrm{d}N. \end{aligned} \quad (38)$$

We rewrite the energy differential explicitly for both compartments. Compartment 1 is at the bottom, so its z_1 stays fixed while $z_1 = z_w + L_w$ of the upper compartment 2 is subject to change

$$dU_1 = T_1^* dS_1^* + N_1 \frac{gL_1}{2} dM_1^* - \left(\frac{N_1 k_B T_1^*}{V_1} - \frac{N_1 M_1^* g L_1}{2V_1} \right) \frac{V_1}{z_w - z_1} dz_w + \mu_1^* dN \quad (39a)$$

$$dU_2 = T_2^* dS_2^* + N_2 \frac{gL_2}{2} dM_2^* + \left(\frac{N_2 k_B T_2^*}{V_2} - \frac{N_2 M_2^* g L_2}{2V_2} \right) \frac{V_1}{z_2 - z_w - L_w} dz_w + N_2 M g dz_w - \mu_2^* dN. \quad (39b)$$

Here, we set $dL = dz_w$ and $dN = dN_1 = -dN_2$, which results from the direction of motion of the platform and flux of the gas.

To write the total energy balance in the process of wall motion, we need to calculate the energetic cost of a passage of particle batch dN from compartment 1 to compartment 2 through the porous wall. One way to do it is to use the metaphor of the external being, just like Maxwell's demon. We calculate the energy the demon has to spend to displace dN particles from the bottom to the top compartment. The passage starts when dN particles leave compartment 1, which generates energy gain in the demon's account

$$dE_{b1w} = -\mu_1^* dN \quad (40)$$

Inserting dN particles into the pore end at temperature $T(z_w)$ requires, in addition to the volumetric work, the thermal energy

$$dE_{w1p} = -\frac{3}{2} k_B T(z_w) dN, \quad (41)$$

which demon has to subtract from the account. Transition through the region border is accompanied by the volumetric work performed on both sides of the border. When batch dN leaves compartment 1, the remaining gas has to fill the space. Inside the pore, space for the incoming batch has to be accommodated. Both processes, expansion and compression, happen under the same temperature and pressure, which is continuous over the border. Therefore, having the same magnitude with opposite signs, they cancel out in the demon's account. Next, the batch is pushed through the pore, and during that process, it changes the potential energy

$$dE_{w,pot} = -Mg L_w dN \quad (42)$$

and undergoes decompression performing work

$$\mathrm{d}W_w = - \left(\int_{z_w}^{z_w+L_w} p(z) \frac{\partial \left(\frac{V}{N}(z) \right)}{\partial z} \mathrm{d}z \right) \mathrm{d}N. \quad (43)$$

Both quantities need to be supplied by the demon and thus subtracted from the account. Once the end of the pore is reached, thermal energy

$$\mathrm{d}E_{w2p} = \frac{3}{2} k_B T(z_w + L_w) \mathrm{d}N \quad (44)$$

is released and added to the demon's account. Simultaneously, the particle needs to equilibrate to the bulk conditions by taking energy

$$\mathrm{d}E_{b2w} = \mu_2^* \mathrm{d}N, \quad (45)$$

which has to be paid by the demon. During passage through the region border, again, space has to be emptied and filled on both sides of the pore end at $T(z_w + L_w)$, which does not influence the demon's account. The final state of the account and thus the energetic cost of the passage results from summing of all listed above is

$$\mathrm{d}E_{\text{pass}} = (\mu_2^* - \mu_1^* + MgL_w) \mathrm{d}N + \frac{3}{2} k_B (T(z_w + L_w) - T(z_w)) \mathrm{d}N + W_w \mathrm{d}N. \quad (46)$$

To complete the energy balance, we also need to account for the potential energy change due to the motion of the mass of the wall M_w in the gravitational field

$$\mathrm{d}E_{w,\text{pot}} = M_w g \mathrm{d}z_w. \quad (47)$$

With the use of $\mathrm{d}E_{\text{pass}}$ and $\mathrm{d}E_{w,\text{pot}}$, we can write the second law of stationary thermodynamics

$$\begin{aligned} & \mathrm{d}U_1 + \mathrm{d}U_2 + \mathrm{d}E_{w,\text{pot}} - \mathrm{d}Q_1 - \mathrm{d}Q_2 + \mathrm{d}E_{\text{pass}} \\ & = (A(p_2(z_w + L_w) - p_1(z_w)) + M_w g) \mathrm{d}z_w + \left(\frac{3}{2} k_B (T(z_w + L_w) - T(z_w)) - MgL_w + W_w \right) \mathrm{d}N \leq 0. \end{aligned} \quad (48)$$

The first three terms represent the changes in the system. The following four terms represent the fluxes of energies that can be exchanged with the environment, and the last term accounts

for additional energetic costs to pass through the obstacle. We stress that all terms that include chemical potential μ are cancelled out.

To calculate W_w , we use the assumption that the wall is an excellent heat conductor, so that $T(z_w + L_w) = T(z_w)$. This means that demon had to support the cost of the isothermal expansion

$$W_w = -k_B T(z_w) \ln \frac{p_2(z_w + L_w)}{p_1(z_w)}, \quad (49)$$

which we can explicitly insert into the second law of stationary thermodynamics

$$\begin{aligned} dU_1 + dU_2 + dE_{w,\text{pot}} - dQ_1 - dQ_2 + dE_{\text{pass}} \\ = (A(p_2(z_w + L_w) - p_1(z_w)) + M_w g) dz_w - k_B T(z_w) \left(\ln \frac{p_2(z_w + L_w)}{p_1(z_w)} + \frac{Mg L_w}{k_B T(z_w)} \right) dN \leq 0. \end{aligned} \quad (50)$$

Out of the first bracket, one reads that the wall will move until pressure acting at the top of the bottom compartment (1) matches pressure at the bottom of the top compartment (2) plus the weight of the wall divided by its surface area

$$p_1(z_w) - p_2(z_w + L_w) = \frac{M_w g}{A}. \quad (51)$$

This is the same as saying that the wall will move until the force necessary to expand the bottom compartment matches the force necessary to compress the top compartment plus to lift the weight of the top compartment ($p_2(z_w + L_w) = p_2(z_2) + \frac{N_2 M g}{A}$ see (34d)) plus lift the weight of the wall. The second bracket informs about the conditions for the gas flow through the pores. The stationary state is reached when

$$p_2(z_w + L_w) = p_1(z_w) e^{-\frac{Mg L_w}{k_B T(z_w)}}. \quad (52)$$

This means that pressures at both sides of the wall satisfy the jump given by the hydrostatic pressure drop inside the column of gas in the wall. When expressions in the first and second brackets vanish, we find the condition for the position of the cylinder inside the whole column

$$p_1(z_w) = \frac{M_w g}{A \left(1 - e^{-\frac{Mg L_w}{k_B T(z_w)}} \right)}. \quad (53)$$

The above equation, for the stationary state, binds the mass of the wall, its thickness, temperature and height above the ground through the pressure at $p_1(z_w)$. We see that the pressure needed to squeeze an appropriate amount of gas into the pore depends on the wall's temperature. A warm wall requires more of it.

Finally, we expand the fraction in (53) assuming that $\frac{MgL_w}{k_B T(z_w)} \ll 1$ and substitute $p_1(z_w) = \rho_1(z_w) \frac{k_B T(z_w)}{M}$ to find

$$p_1(z_w) = \rho_1(z_w) \frac{k_B T(z_w)}{M} = \frac{M_w g}{A \left(1 - e^{-\frac{MgL_w}{k_B T(z_w)}}\right)} = \frac{M_w g}{A} \frac{k_B T(z_w)}{MgL_w} + \dots \quad (54)$$

and the Archimedes principle emerges

$$\rho_1(z_w) L_w A = M_w. \quad (55)$$

It states that a body submerged in water will rest exactly where the weight of the displaced fluid is equal to that of the submerged body. Here, equivalently, punching another pore through the wall will not make it move.

IV. VOLUMETRIC HEATING OF THE IDEAL GAS SEPARATED BY THE ADIABATIC WALL

Volumetric heating. We first consider a system without an internal wall in the geometry similar to the one in section II. The additional energy supplied uniformly throughout the volume is λ per unit of time and unit of volume. It extends the set of parameters controlling the non-equilibrium steady state of this system to $(T_1, T_2, \lambda, V, N)$. In the steady state, the pressure p and, consequently, the energy density $\epsilon = (f/2)p$ are constant, similarly to the systems discussed in section II. For volumetric heating, the outflow of the heat is balanced by the absorption of heat throughout the system. Therefore, the temperature profile is obtained from the following local energy continuity equation

$$-\kappa \nabla^2 T(\vec{r}) = \lambda, \quad (56)$$

which assumes the Fourier's law of heat conduction. The coefficient κ is the thermal conductivity, which we assume to be temperature-independent. We apply the mapping of a

non-equilibrium steady-state system to a homogeneous equilibrium system. Solving Eq. (56) for the temperature profile with the boundary conditions $T(z = 0) = T_1$ and $T(z = L) = T_2$ we find

$$T(z) = -\frac{\lambda}{2\kappa}z^2 + \left(\frac{T_2 - T_1}{L} + \frac{\lambda L}{2\kappa}\right)z + T_1 \quad (57)$$

After mapping procedure given by Eqs (2), we obtain the effective temperature

$$T^* = T_1 \mathcal{F}\left(\frac{T_2}{T_1}, \frac{\lambda L^2}{\kappa T_1}\right), \quad (58)$$

where $\mathcal{F}(u, w)$ is a dimensionless function given by

$$\mathcal{F}(u, w) = \frac{\sqrt{(u-1+w/2)^2 + 2w}}{2 \left(\tanh^{-1} \frac{u-1+w/2}{\sqrt{(u-1+w/2)^2 + 2w}} - \tanh^{-1} \frac{u-1-w/2}{\sqrt{(u-1+w/2)^2 + 2w}} \right)}. \quad (59)$$

In the limit $\lambda \rightarrow 0$, the effective temperature T^* reduces to the value given by the equation (4) for an ideal gas in the heat flux induced by the temperature gradient $T_2 - T_1$. (This can be seen by using the definition of inverse hyperbolic tangent in terms of logarithms.) On the other hand, if the temperatures on both outer walls are equal (i.e. $T_2 = T_1$), the system reduces to that described in our previous article [16]. The entropy $S^*(U, V, N)$ is given by Eq. (13) with $U(S^*, V, N) = (f/2)Nk_B T^* = (f/2)pV$. For fixed number of molecules N , the energy change is determined by the control parameters (T_1, T_2, λ, V) through Eq. (58). For an incremental and slow change between steady states that does not disturb the pressure uniformity in the system, we have [35]

$$dU = \bar{d}Q - pdV \quad \text{and} \quad \bar{d}Q = T^* dS^* \quad (60)$$

Movable wall We introduce a constraint into the system in the form of a movable adiabatic wall parallel to the bounding walls located at $z = z_w$ (see Fig. 3). Under this constraint, the temperature profile has an additional boundary condition, i.e., $\partial T(z)/\partial z = 0$ at the internal wall. The temperature profiles $T^{(1)}(z)$ and $T^{(2)}(z)$ for subsystems (1) and (2) with N_1 and N_2 molecules, respectively are

$$\begin{aligned} T^{(1)}(z) &= -\frac{\lambda}{2\kappa}(z - z_w)^2 + \frac{\lambda}{2\kappa}z_w^2 + T_1 \\ T^{(2)}(z) &= -\frac{\lambda}{2\kappa}(z - z_w)^2 + \frac{\lambda}{2\kappa}(L - z_w)^2 + T_2 \end{aligned} \quad (61)$$

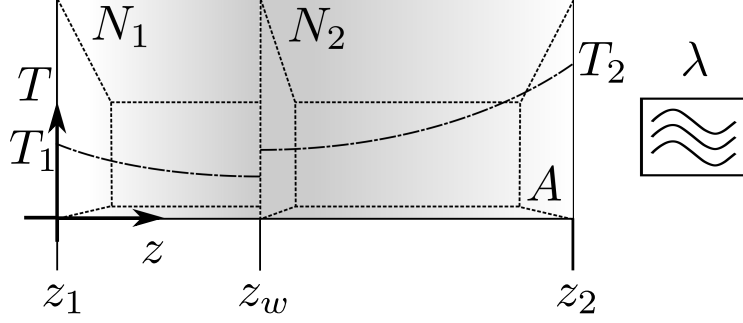


Figure 3: Schematic of a gas confined between two parallel walls of large area A subjected to a homogeneous external energy input of density λ . The external wall placed at $z_1 = 0$ is maintained at a temperature T_1 , while the external wall placed at $z_2 = L$ is maintained at a temperature $T_2 > T_1$. The mobile, thin internal wall is adiabatic, resulting in a jump in the temperature profile.

The mapping procedure gives

$$\begin{aligned} T_1^* &= T_1 \mathcal{G} \left(\frac{\lambda z_w^2}{\kappa T_1} \right) \\ T_2^* &= T_2 \mathcal{G} \left(\frac{\lambda (L - z_w)^2}{\kappa T_2} \right), \end{aligned} \quad (62)$$

where

$$\mathcal{G}(w) = \frac{\sqrt{w(w+2)}}{2 \tanh^{-1} \sqrt{\frac{w}{w+2}}}. \quad (63)$$

Thus, the energy of the subsystems of N_1 and N_2 particles under the constraint is

$$U = U_1 + U_2 = \frac{f}{2} N_1 k_B T_1 \mathcal{G} \left(\frac{\lambda z_w^2}{\kappa T_1} \right) + \frac{f}{2} N_2 k_B T_2 \mathcal{G} \left(\frac{\lambda (L - z_w)^2}{\kappa T_2} \right) \quad (64)$$

with $N_1 + N_2 = N$.

Our second law of non-equilibrium thermodynamics states

$$dU_1 + dU_2 - \bar{d}Q_1 - \bar{d}Q_2 = -(p_1 - p_2) dV_1 \leq 0, \quad (65)$$

therefore, the condition for the whole system to reach a steady state is that the pressures exerted by each subsystem are equal. This condition is equivalent to

$$\frac{1}{z_w} \mathcal{G}(\lambda^* \tilde{z}_w^2) = r \frac{N_2}{N_1} \frac{1}{1 - \tilde{z}_w} \mathcal{G} \left(\frac{\lambda^*}{r} (1 - \tilde{z}_w)^2 \right), \quad (66)$$

where $\tilde{z}_w = z_w/L$, r is the temperature ratio $r = T_2/T_1$, and $\lambda^* = \lambda/(\kappa T_1)$. At equilibrium, i.e., for $r = 1$ and $\lambda^* = 0$, the internal wall is located precisely in the middle of the system $z_w = 0$. For $\lambda^* = 0$ but $r > 1$, the position of the internal wall is given by Eq. (23).

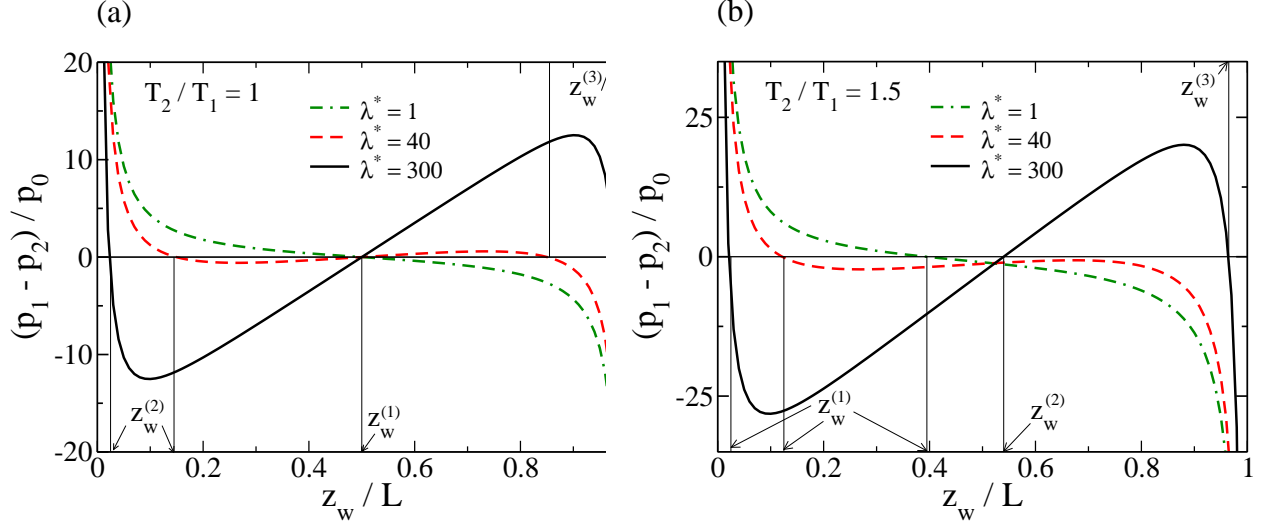


Figure 4: The difference between pressures in two subsystems normalized with equilibrium pressure $p_0 = Nk_b T_1/V$, where T_1 is the temperature of the external wall located at $z_1 = 0$ as a function of z_w for three values of the λ and (a) equal temperatures at both external walls $r = T_2/T_1 = 1$; (b) different temperatures at both external walls $r = T_2/T_1 = 1.5$.

The vertical lines mark the position of the steady states. In (a) it is $z_w^{(1)}$ for $\lambda^* = 1$ and $z_w^{(1)}$, $z_w^{(2)}$ and $z_w^{(3)}$ for $\lambda^* = 40$ and 300 . In (b) it is $z_w^{(1)}$ for $\lambda^* = 1$ and 40 , and $z_w^{(1)}$, $z_w^{(2)}$ and $z_w^{(3)}$ for $\lambda^* = 300$. $\lambda^* = \lambda L^2/(\kappa T_1)$

Analysis of equations (66) shows that the number of solutions for z_w varies from one to three depending on the values of λ^* and r . A typical course of the variability of the function $p_1(z_w) - p_2(z_w)$ is shown in Fig. 4 compared to the case of no temperature gradient ($r = 1$). For $r = 1$ and small values of λ^* the curve $p_1(z_w) - p_2(z_w)$ is a monotonically decreasing function with a single zero-crossing point at the midpoint of the system. The local stability analysis shows that this is a stable position of the internal wall. Upon increasing the volumetric heating, the function develops a minimum and a maximum but it remains symmetrical with respect to $z_w = 1/2$ with three zero-crossing points at $z_w^{(1)} = 0$, $z_w^{(2)} = z_w^*$, and $z_w^{(3)} = L - z_w^*$ as illustrated in Fig. 4(a). Among these three solutions, further analysis

shows that locally, both $z_w^{(2)}$ and $z_w^{(3)}$ are stable, whereas $z_w^{(1)}$ is unstable. Moreover, the work on changing the position of the wall from z_w^* to $L - z_w^*$

$$W_{z_w^{(2)} \rightarrow z_w^{(3)}} = - \int_{z_w^{(2)}}^{z_w^{(3)}} (p_1(z) - p_2(z)) dz \quad (67)$$

is equal to zero $W_{z_w^{(2)} \rightarrow z_w^{(3)}} = 0$. This, in turn, means that these two stable steady states coexist.

In the case of a non-zero temperature gradient, the symmetry is broken, and the situation changes qualitatively. The single solution which exists for smaller values of λ^* is shifted away from the midpoint towards the lower temperature wall, as might be expected. The difference $p_1(z) - p_2(z)$ becomes non-monotonic as λ^* increases, just as it does in the absence of a temperature gradient. Initially, the extremes of the function develop below the $y = 0$ axis. Above the value $\lambda_c^*(r)$ for which the maximum of the function $p_1(z) - p_2(z)$ touches the axis $y = 0$, three zero crossing points $z_w^{(1)} < z_w^{(2)} < z_w^{(3)}$ appear as shown in Fig. 4(b). They correspond to three non-equilibrium steady states. To evaluate their stability, we assume that the internal wall is pushed away from a specific steady state in both directions. We see that the pressure difference will push the inner wall toward $z_w^{(1)}$ or $z_w^{(3)}$, but push it away from $z_w^{(2)}$. Thus, the middle position is locally unstable, whereas both positions close to the external walls are locally stable. Considering the work needed to move the wall from position $z_w^{(1)}$ to position $z_w^{(3)}$ allows us to determine which steady state is globally stable. If the work $W_{z_w^{(1)} \rightarrow z_w^{(3)}}$ done on the system during this process is negative, the final position $z_w^{(3)}$ corresponds to a globally stable steady state. If this work is positive, the initial position $z_w^{(1)}$ is globally stable. We calculate this work numerically up to the machine accuracy. We find that for $r > 1$, due to the asymmetry, the work is positive for all values of λ ; therefore, $z_w^{(1)}$ is always the globally stable steady-state position of the internal wall. Thus, the internal wall is globally stable when moved closer to the colder external wall.

V. COUETTE FLOW OF THE IDEAL GAS

The last example is the Couette flow of the ideal gas [38]. The gas flows between two walls as shown in Fig. 5. The wall at $z_2 = L$ moves at a constant speed v_2 along the

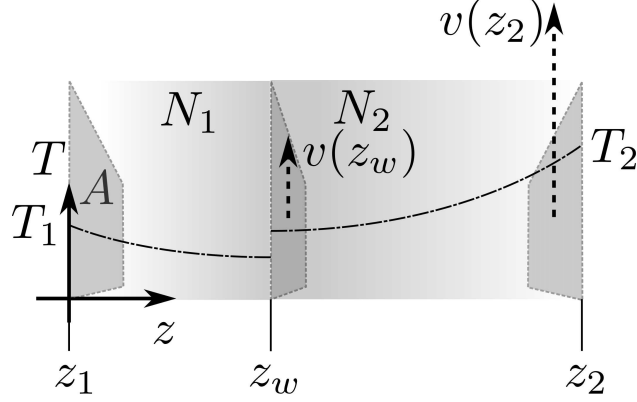


Figure 5: Schematic of a gas confined between two parallel moving walls of large area A . The external wall placed at $z_1 = 0$ is fixed and is kept at a temperature T_1 , while the external wall placed at $z_2 = L$ is moving v_2 and kept at a temperature $T_2 > T_1$. The mobile, thin internal wall is adiabatic, resulting in the temperature profile jump.

direction of imposed shear force. The wall at $z_1 = 0$ is fixed. The velocity profile is linear $v(z) = v_2 z/L$. Inside the system is an adiabatic massless wall at location z_w , which moves at a local speed of the fluid $v_w = v_2 z_w/L$ along the same direction as the upper wall. The wall divides the system into two parts, 1 and 2. The location of the wall is the internal constraint in the system. We ask the following question: if we let the wall move along the z direction, what will be the final stationary location of this internal wall? This system differs from all the previous ones in two ways. First of all, the total energy includes internal energy and kinetic energy. The latter was absent in the cases discussed in the previous paragraphs. Secondly, the system exchanges the energy with the external world in the form of heat and work. Continuous input of work keeps the constant flow and constant kinetic energy despite dissipation due to shear. In the steady state at a fixed location of the internal wall, the work dissipates as heat inside the system. When we release the internal wall, it starts moving in the z direction. During its motion, the external machine must do extra work to overcome extra shear (for the constant velocity of the upper wall) and dissipation.

The internal wall divides the system into two subsystems: 1,2. From the equations of irreversible thermodynamics [38] the change of the internal energy dU_i for subsystem i ($i=1,2$)

is given by:

$$dU_i = \bar{d}Q_i + \bar{d}W_i + \bar{d}D_i, \quad (68)$$

where $\bar{d}Q_i$ is the net heat in subsystem i ($i = 1, 2$), $\bar{d}D_i$ is the dissipation in subsystem i and $\bar{d}W_i = -p_i dV_i$ is the volumetric work done during the transition in subsystem i . In this non-equilibrium case, we get $T^* dS^* = \bar{d}Q + \bar{d}D$. Thus, the entropy change is due to both net heat exchange and dissipation due to shear inside a system. dV_i is the change of the volume in subsystem i . From the equation of irreversible thermodynamics [38] it follows that the change of the kinetic energy, $E_{k,i}$ in the i subsystem ($i = 1, 2$) has the following form:

$$dE_{k,i} = \bar{d}W_{w,i} - \bar{d}D_i, \quad (69)$$

The work done by the surface forces $\bar{d}W_{w,i}$ during the motion of the internal wall in the z direction keeps the constant velocity profile in the system despite changes of the shear forces at the walls. We formulate the second law as follows. From the sum of the total energy of the two subsystems, we subtracted the heat and work exchanged with the environment during the processes and demanded that the difference be non-positive:

$$\begin{aligned} dU_1 + dU_2 + dE_{k,1} + dE_{k,2} - \bar{d}Q_1 - \bar{d}Q_2 \\ - \bar{d}W_{w,1} - \bar{d}W_{w,2} \leq 0 \end{aligned} \quad (70)$$

From the equation, we get the expected form of the second law:

$$-(p_1 - p_2)dV \leq 0 \quad (71)$$

The equality in the equation defines the condition of the stationary position of the wall, given by the equality of pressures $p_1 = p_2$ in two subsystems.

VI. DISCUSSION

The system at equilibrium, which exchanges heat with the environment, satisfies the inequality $dU - dQ \leq 0$ at a constant temperature. In this contribution, we showed that the same inequality holds for non-equilibrium states at constant boundary conditions, including

boundary temperature. This inequality is the second law of non-equilibrium thermodynamics for systems coupled to the environment via heat flux.

In equilibrium thermodynamics, at constant temperature T and pressure p , the second law states that $dU - TdS - pdV \leq 0$. We can write it in a more general form as $dU - dQ - dW \leq 0$. In the example of the Couette flow, similar inequality sets the direction of spontaneous processes in the system. In general, in a system that exchanges energy by heat, dQ , and different forms of work dW_j , the following inequality should govern spontaneous processes:

$$dE - dQ - \sum_j dW_j \leq 0. \quad (72)$$

E is the system's total energy, including internal, potential, and kinetic energy. The most challenging part of our study was identifying various terms in this equation and calculating net heat and work done during the process.

We are now in a position to discuss the second law in more detail with all subtleties. The second law of the equilibrium thermodynamics for the isolated system states that the entropy of the system has the maximum value at equilibrium. However, $S(U, V, N)$ has a well-defined value for fixed U, V, N . Therefore, we have to compare the entropy of the system in the equilibrium state to the entropy of the system at states that are not accessed by simply changing the state parameters U, V, N . We introduce an extra parameter x , usually in the form of a constraint in the system (like a moveable wall) and state that $S(U, V, N, x)$ is maximized as a function of x for fixed state parameters U, V, N (internal energy, volume and the number of particles respectively). Similarly, when the system has a constant temperature, the Helmholtz free energy, $F(T, V, N, x)$, is minimized as a function of x (the variable describing internal constraint) at constant T, V, N (temperature, volume, and number of particles, respectively). We treat this extra parameter as arising from the external device, i.e., an external device that performs work on the system by coupling to this internal parameter x and moves the system in a reversible way (i.e. via a sequence of equilibrium states) between states that are not accessible by simply changing T, V, N . Let us define the work done in the system by this external device by dW_z . In the process of going between the states, the first law of thermodynamics must be obeyed (conservation of energy). Thus, we have $dU = dQ + dW_z$. Now, the second law states that if we move a system from a stable

state to a less stable state, the external device will do work on our system i.e. $dW_z > 0$. On the other hand, if we move from a less stable state to a more stable state, the system will do work on the device and $dW_z \leq 0$. This last inequality is yet another statement of the second law. For example, in the case of the movable wall, we can apply an external force to the wall and move the system between states, where the pressures on both sides of the internal wall are different and satisfy the equality $p_1 - p_2 = F/A$, where A is the area of the wall and F the external force. Now, we can rewrite the first law of thermodynamics in the following form $dU - dQ = dW_z \leq 0$ and thus get $dU - dQ \leq 0$. The last form is more convenient than $dW_z \leq 0$, because we don't have to create for each case a new device and introduce new parameters. Everything can be calculated from the system's state if we know dU and dQ . However, the form $dU - dQ$ compares the neighbouring states and is, therefore, local. In non-equilibrium states, this form is not enough for the prediction of the direction of the spontaneous process. In many non-equilibrium situations, we may have many stable local states. For example, in section IV, we described the volumetric heating of a gas. There, we had three different states that satisfied $dU - dQ = 0$. The question is how to compare them and decide which of them is most stable? We propose in this paper to calculate the total work done along the path i.e. $\int dW_z$. If this total work is negative, it means that we moved from a less stable state to a more stable state. Thus, the second law would be $\int (dU - dQ) \leq 0$. Because work depends on the chosen path, we, in the end, demand that this work be the maximal, i.e. $\max \int (dU - dQ) \leq 0$. The calculations have to be done at constant boundary conditions. The second law, in simple language, states that the direction of the spontaneous process removes some energy from the system by performing work on the external device that keeps the system in a less stable state.

This contribution, together with our previous works on the first law of non-equilibrium thermodynamics, constitutes a good starting point to apply the presented here second law of non-equilibrium thermodynamics to systems undergoing chemical reactions in photo-reactors and flow reactors, to Rayleigh-Benard convection, thermoosmosis and finally, lift force in hydrodynamic flows.

VII. ACKNOWLEDGEMENTS

P.J.Ż. would like to acknowledge the support of a project that has received funding from the European Union’s Horizon 2020 research and innovation program under the Marie Skłodowska-Curie Grant Agreement No. 847413 and was a part of an international co-financed project founded from the program of the Minister of Science and Higher Education entitled “PMW” in the years 2020–2024, Agreement No. 5005/H2020-MSCA-COFUND/2019/2. This research was funded in part by the Polish National Science Center (Opus Grant No. 2022/45/B/ST3/00936).

- [1] Herbert B Callen. *Thermodynamics and an Introduction to Thermostatistics*. American Association of Physics Teachers, 1998.
- [2] Ilya Prigogine. *Introduction to thermodynamics of irreversible processes*. Interscience Publishers, New York, USA, 1967.
- [3] Yoshitsugu Oono and Marco Paniconi. Steady state thermodynamics. *Progress of Theoretical Physics Supplement*, 130:29–44, 1998.
- [4] Ken Sekimoto. Langevin equation and thermodynamics. *Progress of Theoretical Physics Supplement*, 130:17–27, 1998.
- [5] Takahiro Hatano and Shin-ichi Sasa. Steady-state thermodynamics of langevin systems. *Physical review letters*, 86(16):3463, 2001.
- [6] Shin-ichi Sasa and Hal Tasaki. Steady state thermodynamics. *Journal of statistical physics*, 125(1):125–224, 2006.
- [7] Giacomo Guarnieri, Daniele Morrone, Barış Çakmak, Francesco Plastina, and Steve Campbell. Non-equilibrium steady-states of memoryless quantum collision models. *Physics Letters A*, 384(24):126576, 2020.
- [8] Eliran Boksenbojm, Christian Maes, K Netočný, and J Pešek. Heat capacity in nonequilibrium steady states. *EPL (Europhysics Letters)*, 96(4):40001, 2011.

- [9] RR Netz. Approach to equilibrium and nonequilibrium stationary distributions of interacting many-particle systems that are coupled to different heat baths. *Physical review. E*, 101(2-1):022120–022120, 2020.
- [10] Dibyendu Mandal. Nonequilibrium heat capacity. *Physical Review E*, 88(6):062135, 2013.
- [11] Robert Holyst, Anna Maciołek, Yirui Zhang, Marek Litniewski, Piotr Knychala, Maciej Kasprzak, and Michał Banaszak. Flux and storage of energy in nonequilibrium stationary states. *Physical Review E*, 99(4):042118, 2019.
- [12] Giovanni Jona-Lasinio. Thermodynamics of stationary states. *Journal of Statistical Mechanics: Theory and Experiment*, 2014(2):P02004, 2014.
- [13] Thomas Speck and Udo Seifert. Integral fluctuation theorem for the housekeeping heat. *Journal of Physics A: Mathematical and General*, 38(34):L581, 2005.
- [14] Dibyendu Mandal and Christopher Jarzynski. Analysis of slow transitions between nonequilibrium steady states. *Journal of Statistical Mechanics: Theory and Experiment*, 2016(6):063204, 2016.
- [15] Christian Maes and Karel Netočný. Nonequilibrium calorimetry. *Journal of Statistical Mechanics: Theory and Experiment*, 2019(11):114004, 2019.
- [16] Yirui Zhang, Marek Litniewski, Karol Makuch, Paweł J Żuk, Anna Maciołek, and Robert Holyst. Continuous nonequilibrium transition driven by heat flow. *Physical Review E*, 104(2):024102, 2021.
- [17] Paul Glansdorff and Ilya Prigogine. On a general evolution criterion in macroscopic physics. *Physica*, 30(2):351–374, 1964.
- [18] Christian Maes and Karel Netočný. A nonequilibrium extension of the clausius heat theorem. *Journal of Statistical Physics*, 154(1):188–203, 2014.
- [19] David P Ruelle. Extending the definition of entropy to nonequilibrium steady states. *Proceedings of the National Academy of Sciences*, 100(6):3054–3058, 2003.
- [20] Shin-ichi Sasa. Possible extended forms of thermodynamic entropy. *Journal of Statistical Mechanics: Theory and Experiment*, 2014(1):P01004, 2014.
- [21] Teruhisa S Komatsu and Naoko Nakagawa. Expression for the stationary distribution in nonequilibrium steady states. *Physical review letters*, 100(3):030601, 2008.

- [22] Teruhisa S Komatsu, Naoko Nakagawa, Shin-ichi Sasa, and Hal Tasaki. Steady-state thermodynamics for heat conduction: microscopic derivation. *Physical review letters*, 100(23):230602, 2008.
- [23] Teruhisa S Komatsu, Naoko Nakagawa, Shin-ichi Sasa, and Hal Tasaki. Entropy and nonlinear nonequilibrium thermodynamic relation for heat conducting steady states. *Journal of Statistical Physics*, 142(1):127–153, 2011.
- [24] Yoshiyuki Chiba and Naoko Nakagawa. Numerical determination of entropy associated with excess heat in steady-state thermodynamics. *Physical Review E*, 94(2):022115, 2016.
- [25] Naoko Nakagawa and Shin-ichi Sasa. Liquid-gas transitions in steady heat conduction. *Physical review letters*, 119(26):260602, 2017.
- [26] Naoko Nakagawa and Shin-ichi Sasa. Global thermodynamics for heat conduction systems. *Journal of Statistical Physics*, 177(5):825–888, 2019.
- [27] Shin-ichi Sasa, Naoko Nakagawa, Masato Itami, and Yohei Nakayama. Stochastic order parameter dynamics for phase coexistence in heat conduction. *Physical Review E*, 103(6):062129, 2021.
- [28] Naoko Nakagawa and Shin-ichi Sasa. Unique extension of the maximum entropy principle to phase coexistence in heat conduction. *Physical Review Research*, 4(3):033155, 2022.
- [29] C. Van den Broeck and M. Esposito. Ensemble and trajectory thermodynamics: A brief introduction. *Physica A: Statistical Mechanics and its Applications*, 418:6–16, 2015. Proceedings of the 13th International Summer School on Fundamental Problems in Statistical Physics.
- [30] Riccardo Rao and Massimiliano Esposito. Conservation laws and work fluctuation relations in chemical reaction networks. *The Journal of Chemical Physics*, 149(24):245101, 12 2018.
- [31] Gianmaria Falasco and Massimiliano Esposito. Macroscopic stochastic thermodynamics, 2024.
- [32] Sybren Ruurds De Groot and Peter Mazur. *Non-equilibrium thermodynamics*. Dover Publications, New York, 1984.
- [33] David Jou, José Casas-Vázquez, and Georgy Lebon. *Extended irreversible thermodynamics*. Springer, 1996.
- [34] Denis J. Evans and Debra J. Searles. Equilibrium microstates which generate second law violating steady states. *Phys. Rev. E*, 50:1645–1648, Aug 1994.

- [35] Robert Hołyst, Karol Makuch, Anna Maciołek, and Paweł J. Żuk. Thermodynamics of stationary states of the ideal gas in a heat flow. *The Journal of Chemical Physics*, 157(19):194108, 11 2022.
- [36] Robert Hołyst, Karol Makuch, Konrad Giżyński, Anna Maciołek, and Paweł J. Żuk. Fundamental relation for gas of interacting particles in a heat flow. *Entropy*, 25(9), 2023.
- [37] Anna Maciołek, Robert Hołyst, Karol Makuch, Konrad Giżyński, and Paweł J. Żuk. Parameters of state in the global thermodynamics of binary ideal gas mixtures in a stationary heat flow. *Entropy*, 25(11), 2023.
- [38] Karol Makuch, Robert Hołyst, Konrad Giżyński, Anna Maciołek, and Paweł Żuk. Steady-state thermodynamics of a system with heat and mass flow coupling. *The Journal of Chemical Physics*, 159(19):194113, 11 2023.
- [39] Robert Hołyst and Andrzej Poniewierski. *Thermodynamics for chemists, physicists and engineers*. Springer Netherlands, Dordrecht, 2012.
- [40] Subrahmanyan Chandrasekhar. *Hydrodynamic and hydromagnetic stability*. Courier Corporation, 2013.
- [41] Alexander V. Getling. *Rayleigh-Bénard convection: structures and dynamics*, volume 11. World Scientific, 1998.
- [42] Krzysztof A Mizerski. *Foundations of convection with density stratification*. Springer, 2021.