

BALANCING-BASED MODEL REDUCTION FOR SWITCHED DESCRIPTOR SYSTEMS

MATTIA MANUCCI* AND BENJAMIN UNGER*

ABSTRACT. We present a novel certified model order reduction (MOR) algorithm for switched descriptor systems applicable to large-scale systems. Our algorithm combines the idea of [Hossain & Trenn, Technical report, 2023] to reformulate the switched descriptor system as a switched ordinary differential equation with jumps and an extension of the balanced truncation for switched ODE from [Pontes Duff et al., IEEE Trans. Automat. Control, 2020]. Besides being the first MOR method for switched descriptor systems applicable to the large-scale setting, we give a detailed numerical analysis by incorporating the error in the computation of the system Gramians in the a-priori error bound for the output of the reduced system. In more detail, we demonstrate, theoretically and numerically, that the standard error bound is not applicable, and a certificate must account for the numerical approximation errors.

KEYWORDS: model order reduction, differential-algebraic equations, switched systems, balanced truncation, error bound, generalized Lyapunov equation

AMS SUBJECT CLASSIFICATION: 65F45, 65F55, 65P99, 93A30, 93A15, 93B99

1. INTRODUCTION

Consider the system of switched *differential-algebraic equations* (DAE) of the form

$$\Sigma_q \quad \begin{cases} \mathbf{E}_{q(t)} \dot{\mathbf{x}}(t) = \mathbf{A}_{q(t)} \mathbf{x}(t) + \mathbf{B}_{q(t)} \mathbf{u}(t), & \mathbf{x}(t_0) = \mathbf{0}, \\ \mathbf{y}(t) = \mathbf{C}_{q(t)} \mathbf{x}(t), \end{cases} \quad (1.1)$$

where $q: \mathbb{R} \rightarrow \mathcal{J} := \{1, \dots, M\}$ is the external switching signal, which we assume to be an element of the set of allowed switching signals

$$\mathcal{S} := \{q: \mathbb{R} \rightarrow \mathcal{J} \mid q \text{ is right continuous with locally finite number of jumps}\}. \quad (1.2)$$

The symbols $\mathbf{x}(t) \in \mathbb{R}^n$, $\mathbf{u}(t) \in \mathbb{R}^m$, and $\mathbf{y}(t) \in \mathbb{R}^p$ denote the *state*, the controlled *input*, and the measured *output*, respectively. The system matrices $\mathbf{E}_j \in \mathbb{R}^{n \times n}$, $\mathbf{A}_j \in \mathbb{R}^{n \times n}$, $\mathbf{B}_j \in \mathbb{R}^{n \times m}$, and $\mathbf{C}_j \in \mathbb{R}^{p \times n}$ correspond to the *differential-algebraic equation* (DAE) active in mode $j \in \mathcal{J}$. We emphasize that \mathbf{E}_j might be singular and we assume that the finite eigenvalues λ of the matrix pair $(\mathbf{E}_j, \mathbf{A}_j)$ have negative real part for all $j \in \mathcal{J}$. We refer to (1.1) as the *full-order model* (FOM). Sample applications include robot manipulators, traffic management, automatic gear shifting, and power systems; see for instance [8] and the references therein.

If (1.1) has to be evaluated repeatedly, for instance in simulation context for different inputs or switching signals, or if matrix equalities or inequalities in the context of synthesis have to be solved, then a large dimension n of the state renders this a computationally

expensive task. In such scenarios, one can rely on *model order reduction* (MOR) and replace (1.1) by the *reduced-order model* (ROM)

$$\tilde{\Sigma}_q \quad \begin{cases} \tilde{E}_{q(t)} \dot{\tilde{\mathbf{x}}}(t) = \tilde{A}_{q(t)} \tilde{\mathbf{x}}(t) + \tilde{B}_{q(t)} \mathbf{u}(t), & \tilde{\mathbf{x}}(t_0) = \mathbf{0}, \\ \tilde{\mathbf{y}}(t) = \tilde{C}_{q(t)} \tilde{\mathbf{x}}(t), \end{cases} \quad (1.3)$$

with $\tilde{E}_j, \tilde{A}_j \in \mathbb{R}^{r \times r}$, $\tilde{B}_j \in \mathbb{R}^{r \times m}$, and $\tilde{C}_j \in \mathbb{R}^{p \times r}$, and $r \ll n$. In many cases, see for instance [1], the reduced system matrices are obtained via Petrov–Galerkin projection, i.e., one constructs matrices $\mathbf{V}, \mathbf{W} \in \mathbb{R}^{n \times r}$ and then defines

$$\tilde{E}_j := \mathbf{W}^\top \mathbf{E}_j \mathbf{V}, \quad \tilde{A}_j := \mathbf{W}^\top \mathbf{A}_j \mathbf{V}, \quad \tilde{B}_j := \mathbf{W}^\top \mathbf{B}_j, \quad \tilde{C}_j := \mathbf{C}_j \mathbf{V}. \quad (1.4)$$

The goal of MOR is thus to derive in a computationally efficient and robust way the matrices \mathbf{W}, \mathbf{V} such that the error $\mathbf{y} - \tilde{\mathbf{y}}$ is small in some given norm.

1.1. Main contributions. We combine a reformulation of the switched DAE (1.1) taken from [20, 21] with a generalization of the MOR method from [39] to obtain a novel model reduction scheme for switched DAEs in Section 3. This is the first MOR method for switched DAEs that can be applied in a large-scale setting (cf. Section 4) and provides an a-priori error bound Theorem 4.14. To enable our MOR method in a large-scale setting, we apply a stationary algorithm in combination with a subspace projection framework to solve generalized Lyapunov equations. We provide an in-depth error analysis in Section 4 to certify the numerical algorithms. In particular, we demonstrate that the classical balanced truncation error bound is corrupted by the numerical approximation of the Gramians (cf. Proposition 4.9) such that the error bound has to be modified to account for the numerical errors; see Theorem 4.14. The modified error bound employs bounds on the approximation error for the generalized Lyapunov error, which we provide in Theorem 4.8. The results are verified in Section 5 on a constrained mass-spring-damper system (cf. Section 5.1) and a discretized Stokes equation (cf. Section 5.2).

1.2. Literature review and state-of-the-art. Our method is mainly inspired by [39] and [21], with [21] based on the thesis [20], appears to be the only reference for MOR for switched descriptor systems. Nevertheless, [21] is restricted to switched DAEs where the switching sequence is known a priori and no error certification is provided. Moreover, the authors of [21] explicitly mention that in the current version, their algorithm is limited to small or medium-sized problems and thus not readily available for the large-scale setting. Let us also mention [41], where a dimensionality reduction of a switched descriptor system is realized via one of the Wong sequences defined in (2.3), which is subsequently used to obtain stability conditions [42].

The main idea of [20] is to reformulate the switched DAE (1.1) as a switched ODE with jumps and impulses and subsequently apply the midpoint-based balanced truncation [22] on this system. The literature for MOR for switched ODEs involves several different approaches. In particular, the authors of [34, 35] propose constructing the ROMs for each mode independent of the other modes, completely ignoring the transition from one mode to another. Moreover, if a state-dependent switching signal is allowed, any approximation of the switched DAE may be arbitrarily bad. Both phenomena are detailed with examples in [46]. In [61], an approach based on a set of coupled linear matrix inequalities is proposed, which becomes infeasible in a large-scale context. Nevertheless, the matrix inequalities can be used to guarantee quadratic stability of the reduced system and to derive an error bound [38]. Instead of matrix inequalities, [16, 48] propose solving a set of coupled Lyapunov

equations to compute Gramians, which can then be used for a balancing-based model reduction. There is no guarantee that this approach has a solution [28], and in a large-scale setting, the computational complexity may be very demanding. If the Gramians for each mode can be simultaneously diagonalized, then classical balanced truncation methods can be adapted as discussed in [33]. In contrast, the methods reported in [39, 46] rely on reformulating the switched system as a non-switched system by suitably interpreting the switching signal as a control input. In [46], the switched system is recast as a linear system such that standard methods can be applied, while in [39], the system is recast as a bilinear system, and a balanced truncation approach for such systems is employed. In this paper, we closely follow the second strategy. We emphasize that both methods provide an a-priori error certification. If prior information about the switching sequence is available, then the method in [39] can be further specialized as reported in [17]. Although we do not pursue this approach, our method can be adapted similarly. Interpolation-based techniques are discussed in [43] for hybrid and in [2] for switched systems. For a data-driven approach to obtain reduced models, we refer to [15]. Let us emphasize that model reduction is closely related to realization theory. For switched systems, the associated connections are illustrated in [37] and the references therein. We conclude by mentioning [36], where the authors discretize the control variable to obtain a switched system of autonomous PDEs that they approximate with ROMs in a model predictive control framework.

As one of our main contributions relates to the numerical solution of a GLE, we also provide a short overview of numerical methods for GLEs. The existence and uniqueness of solutions of GLEs are established, for instance, in [12, Thm. 3.6.1], which is essentially based on operator splitting ideas developed already in [45]. We also mention [60, Lem. 4.2], and for the more general case of generalized Sylvester equations, a similar characterization of solvability in [23, Thm. 2.1]. The interpretation of the solution as Gramians of bilinear and stochastic linear control systems and their relation to energy functionals is discussed in [5]. Conditions for a fast singular value decay of the solution matrix, essential for a low-rank approximation of the solution, have been developed in [4, 23]. In terms of numerical schemes for the solution of GLEs, we mention the ADI-preconditioned Krylov subspace method [11], the bilinear ADI method [4], the alternative linear scheme [24], which can be interpreted as finding \mathcal{H}_2 optimal search directions [3, 7], and the stationary iteration from [49], which we employ here.

1.3. Organization of the manuscript. After this introduction, we recall important concepts from the literature about DAEs and switched descriptor systems in Sections 2.1 and 2.2, respectively. Our novel MOR algorithm and its subsequent analysis is presented in Section 3. To enable our algorithm in a large-scale setting, we discuss several numerical aspects in Section 4 and present two examples in Section 5.

1.4. Notation. The symbols \mathbf{I} and GL_n denote the identity matrix of appropriate size and the set of $n \times n$ real nonsingular matrices, respectively. Let $\mathbf{A} \in \mathbb{R}^{n \times n}$. Then we call \mathbf{A} asymptotically stable if all eigenvalues of \mathbf{A} are contained in the open left-half complex plane. Moreover, we write $\mathbf{A} \succeq \mathbf{0}$ or $\mathbf{A} \preceq \mathbf{0}$ if \mathbf{A} is positive or negative semidefinite, respectively. The preimage of \mathcal{A} with respect to a linear subspace $\mathcal{N} \subseteq \mathbb{R}^n$ is denoted with

$$\mathbf{M}^{-1}(\mathcal{N}) := \{\mathbf{x} \in \mathbb{R}^n \mid \mathbf{M}\mathbf{x} \in \mathcal{N}\}. \quad (1.5)$$

The smallest \mathbf{A} -invariant subspace containing \mathcal{N} and the largest \mathbf{A} -invariant subspace contained in \mathcal{N} are

$$\langle \mathbf{A} \mid \mathcal{N} \rangle := \mathcal{N} + \mathbf{A}\mathcal{N} + \dots + \mathbf{A}^{n-1}\mathcal{N}, \quad \langle \mathcal{N} \mid \mathbf{A} \rangle := \mathcal{N} \cap \mathbf{A}^{-1}\mathcal{N} \cap \dots \cap \mathbf{A}^{-(n-1)}\mathcal{N}.$$

2. PRELIMINARIES

2.1. Differential-algebraic equations. Since for constant q the switched DAE (1.1) reduces to a DAE, we also define the non-switched descriptor system

$$\Sigma_{\text{DAE}} \quad \begin{cases} \mathbf{E}\dot{\mathbf{x}}(t) = \mathbf{A}\mathbf{x}(t) + \mathbf{B}\mathbf{u}(t), & \mathbf{x}(t_0) = \mathbf{x}_0, \\ \mathbf{y}(t) = \mathbf{C}\mathbf{x}(t), \end{cases} \quad (2.1)$$

with $\mathbf{E}, \mathbf{A} \in \mathbb{R}^{n \times n}$, $\mathbf{B} \in \mathbb{R}^{n \times m}$, $\mathbf{C} \in \mathbb{R}^{p \times n}$, and initial value $\mathbf{x}_0 \in \mathbb{R}^n$. To ensure existence and uniqueness of solutions of the DAE (2.1), the matrix pair (\mathbf{E}, \mathbf{A}) has to satisfy certain properties; see for instance [25, Cha. 2]. In more detail, we assume that the matrix pair (\mathbf{E}, \mathbf{A}) is *regular*, i.e., $\det(s\mathbf{E} - \mathbf{A}) \in \mathbb{C}[s] \setminus \{0\}$. In this case, one can show that in the space of piecewise-smooth distributions [55] the initial trajectory problem associated with the DAE (2.1) has a unique solution for any initial value and any right-hand side. Regularity can be characterized by the Weierstraß form [14] or the slightly simplified *quasi-Weierstraß form* (QWF) [6].

Theorem 2.1 (Quasi-Weierstrass Form, [6]). *A matrix pair $(\mathbf{E}, \mathbf{A}) \in \mathbb{R}^{n \times n} \times \mathbb{R}^{n \times n}$ is regular if and only if there exists matrices $\mathbf{S}, \mathbf{T} \in \text{GL}_n$ such that*

$$(\mathbf{SET}, \mathbf{SAT}) = \left(\begin{bmatrix} \mathbf{I} & \mathbf{0} \\ \mathbf{0} & \mathbf{N} \end{bmatrix}, \begin{bmatrix} \mathbf{J} & \mathbf{0} \\ \mathbf{0} & \mathbf{I} \end{bmatrix} \right), \quad (2.2)$$

where $\mathbf{N} \in \mathbb{R}^{n_N \times n_N}$ is nilpotent with nilpotency index ν and $\mathbf{J} \in \mathbb{R}^{n_J \times n_J}$, with $n_J = n - n_N$.

Remark 2.2. *The assumption that the finite eigenvalues of the matrix pair (\mathbf{E}, \mathbf{A}) have negative real part implies that the matrix \mathbf{J} appearing in (2.2) is asymptotically stable.*

The matrices $\mathbf{S}, \mathbf{T} \in \text{GL}_n$ can be constructed via the *Wong sequences* [59], which are defined as

$$\mathcal{V}^0 := \mathbb{R}^n, \quad \mathcal{V}^{i+1} := \mathbf{A}^{-1}(\mathbf{E}\mathcal{V}^i), \quad i \in \mathbb{N}, \quad (2.3a)$$

$$\mathcal{W}^0 := \{0\}, \quad \mathcal{W}^{j+1} := \mathbf{E}^{-1}(\mathbf{A}\mathcal{W}^j), \quad j \in \mathbb{N}, \quad (2.3b)$$

where we use the notation for the preimage as in (1.5). After finitely many steps the sequences in (2.3) converge and the limits are given by

$$\mathcal{V}^* := \bigcap_{i \in \mathbb{N}} \mathcal{V}^i \quad \text{and} \quad \mathcal{W}^* := \bigcup_{i \in \mathbb{N}} \mathcal{W}^i. \quad (2.4)$$

Theorem 2.3 (QWF via Wong sequences, [6, Thm. 2.6]). *Consider a regular matrix pair (\mathbf{E}, \mathbf{A}) with corresponding Wong limits \mathcal{V}^* and \mathcal{W}^* . For any full rank matrices $\hat{\mathbf{V}}$ and $\hat{\mathbf{W}}$ such that $\text{img}(\hat{\mathbf{V}}) = \mathcal{V}^*$ and $\text{img}(\hat{\mathbf{W}}) = \mathcal{W}^*$, the matrices*

$$\mathbf{T} = [\hat{\mathbf{V}}, \hat{\mathbf{W}}], \quad \mathbf{S} = [\mathbf{E}\hat{\mathbf{V}}, \mathbf{A}\hat{\mathbf{W}}]^{-1} \quad (2.5)$$

are invertible and transform (\mathbf{E}, \mathbf{A}) into QWF (2.2).

With these preparations, we can aim for a geometric description of the solution of (2.1) independent on the particular choice of coordinates for \mathcal{V}^* and \mathcal{W}^* . Let us decompose the solution \mathbf{x} of (2.1) as $\mathbf{x} = \mathbf{x}^{\text{diff}} \oplus \mathbf{x}^{\text{imp}}$ with $\mathbf{x}^{\text{diff}}(t) \in \mathcal{V}^*$ and $\mathbf{x}^{\text{imp}}(t) \in \mathcal{W}^*$ for all $t \in \mathbb{R}$ and define the matrices

$$\Pi_{(E,A)} := T \begin{bmatrix} I & 0 \\ 0 & 0 \end{bmatrix} T^{-1}, \quad \Pi_{(E,A)}^{\text{diff}} := T \begin{bmatrix} I & 0 \\ 0 & 0 \end{bmatrix} S, \quad \Pi_{(E,A)}^{\text{imp}} := T \begin{bmatrix} 0 & 0 \\ 0 & I \end{bmatrix} S, \quad (2.6)$$

which are called the *consistency projector*, the *differential selector*, and the *impulse selector*, respectively. Note that the projectors do not depend on the specific choice of $S, T \in \text{GL}_n$ (see [54, Sec. 4.2.2]) and hence the matrices

$$\mathbf{A}^{\text{diff}} := \Pi_{(E,A)}^{\text{diff}} \mathbf{A}, \quad \mathbf{B}^{\text{diff}} := \Pi_{(E,A)}^{\text{diff}} \mathbf{B}, \quad \mathbf{C}^{\text{diff}} := \mathbf{C} \Pi_{(E,A)}, \quad (2.7a)$$

$$\mathbf{E}^{\text{imp}} := \Pi_{(E,A)}^{\text{imp}} \mathbf{E}, \quad \mathbf{B}^{\text{imp}} := \Pi_{(E,A)}^{\text{imp}} \mathbf{B}, \quad \mathbf{C}^{\text{imp}} := \mathbf{C} (I - \Pi_{(E,A)}), \quad (2.7b)$$

are also independent of S and T .

For the switched DAE (1.3) we define accordingly $\Pi_k := \Pi_{(E_k, A_k)}$, $\Pi_k^{\text{diff}} := \Pi_{(E_k, A_k)}^{\text{diff}}$, $\Pi_k^{\text{imp}} := \Pi_{(E_k, A_k)}^{\text{imp}}$, and the corresponding matrices $\mathbf{A}_k^{\text{diff}}$, $\mathbf{B}_k^{\text{diff}}$, $\mathbf{C}_k^{\text{diff}}$, $\mathbf{E}_k^{\text{imp}}$, $\mathbf{B}_k^{\text{imp}}$, and $\mathbf{C}_k^{\text{imp}}$ for $k \in \mathcal{J}$.

Remark 2.4. Note that the matrices (2.7) and (2.5) should not be formed explicitly. In particular, in a large-scale context, the sparsity of the system matrices of the switched system may be destroyed by applying the operators in (2.6). For this reason, assuming a sparse representation of (2.5) (see the forthcoming discussion in Section 4.1), the matrices (2.7) are only used implicitly through suitable matrix-vector products and sparse linear system solves.

Remark 2.5. For the existence of a continuously differentiable solution the input \mathbf{u} needs to be sufficiently smooth and the initial value $\mathbf{x}_0 \in \mathbb{R}^n$ has to satisfy the consistency condition

$$(I - \Pi_{(E,A)}) \mathbf{x}_0 = \sum_{i=0}^{\nu-1} \left(\mathbf{E}^{\text{imp}} \right)^i \mathbf{B}^{\text{imp}} \mathbf{u}^{(i)}(t_0). \quad (2.8)$$

2.2. Switched descriptor systems. For a switched DAE (1.1), there is no guarantee that the initial value after a switch satisfies the consistency condition (2.8). Hence, we cannot expect to assume the existence of classical solutions. Instead, we rely on *piecewise-smooth distributions*, first presented in [55] and applied to switched DAEs in [54, 56]. In particular, regularity of each mode of the switched DAE and assuming that the switching times do not accumulate is sufficient for the existence of a unique solution of the initial trajectory problem for (1.1); see [56, Cor. 5.2]. For an overview of other distributional solution concepts in the context of DAEs, we refer to [57]. Asymptotic stability of switched DAEs and related reduced order model is beyond the proposes of this work although fundamental for practical applications. We refer to [29] for sufficient conditions for asymptotic stability of switched DAEs under our class of switching signals defined in (1.2) or under sufficiently slow average dwell-time switching.

To formulate our forthcoming MOR method, we make use of an equivalent characterization of the switched descriptor system as a switched ODE with jumps and impulses, which was first derived in [20, 21]. In more detail, let $q \in \mathcal{S}$ and consider the switched ODEs with

jumps and Dirac impulses given by

$$\left\{ \begin{array}{ll} \dot{\mathbf{z}}(t) = \mathbf{A}_{q_k}^{\text{diff}} \mathbf{z}(t) + \mathbf{B}_{q_k}^{\text{diff}} \mathbf{u}(t), & t \in (t_k, t_{k+1}), \\ \mathbf{z}(t_k^+) = \mathbf{\Pi}_{q_k} \mathbf{z}(t_k^-) + \mathbf{\Pi}_{q_k} \mathbf{U}_{q_k}^-(t_k^-), & \mathbf{z}(t_0^-) = \mathbf{0}, \\ \mathbf{y}(t) = \mathbf{C}_{q_k}^{\text{diff}} \mathbf{z}(t) + \mathbf{D}_{q_k} \mathbf{U}(t), & t \in (t_k, t_{k+1}), \\ \mathbf{y}[t_k] = -\mathbf{C}_{q_k}^{\text{imp}} \sum_{i=1}^{\nu_k-1} (\mathbf{E}_{q_k}^{\text{imp}})^i \mathbf{z}(t_k^-) \delta_{t_k}^{(i)} + \mathbf{U}_{q_k}^{\text{imp}}(t_k), & \end{array} \right. \quad (2.9)$$

where $q_k := q(t_k)$ is constant along (t_k, t_{k+1}) , ν_{q_k} is the nilpotency index of matrix pencil $(\mathbf{E}_{q_k}, \mathbf{A}_{q_k})$, and

$$\mathbf{U}_{q_k}^-(t_k^-) := \sum_{i=0}^{\nu_k-1} (\mathbf{E}_{q_{k-1}}^{\text{imp}})^i \mathbf{B}_{q_{k-1}}^{\text{imp}} \mathbf{u}^{(j)}(t_k^-), \quad (2.10a)$$

$$\mathbf{U}_{q_k}^{\text{imp}}(t_k) := \mathbf{C}_{q_k}^{\text{imp}} \sum_{i=1}^{\nu_k-1} (\mathbf{E}_{q_k}^{\text{imp}})^i (\mathbf{U}_{q_{k+1}}^-(t_k^+) - \mathbf{U}_{q_k}^-(t_k^-)) \delta_{t_k}^{(i)}, \quad (2.10b)$$

$$\mathbf{U}(t) := \left[\mathbf{u}^\top(t), \dot{\mathbf{u}}^\top(t), \dots, \mathbf{u}^{(n-1)\top}(t) \right]^\top, \quad (2.10c)$$

$$\mathbf{D}_{q_k} := -\mathbf{C}_{q_k}^{\text{imp}} [\mathbf{E}_{q_k}^{\text{imp}} \mathbf{B}_{q_k}^{\text{imp}}, \dots, (\mathbf{E}_{q_k}^{\text{imp}})^{\nu_k-1} \mathbf{B}_{q_k}^{\text{imp}}]. \quad (2.10d)$$

Note that we do not recall the precise definition of left- and right-sided evaluation at t , denoted with t^- and t^+ , the impulsive component denoted with $[t]$ here, and the i th derivative of the Dirac impulse $\delta_t^{(i)}$, since these aspects are not relevant in the remainder of the manuscript. Instead, we refer to [55].

Theorem 2.6 ([20, Thm. 7.11]). *Assume that the switched DAE (1.1) is regular. Then for every switching signal $q \in \mathcal{S}$, the systems (1.1) and (2.9) have the same input-output behavior in the space of piecewise-smooth distributions.*

Let us emphasize that in contrast to a standard switched linear system, the switched system (2.9) has the following additional features:

- (i) The state transition in (2.9) from one mode to another may depend on derivatives of the input such that additional input-dependent jumps may occur in the solution.
- (ii) As a result of the impulsive component of the original switched descriptor system, derivatives of the input may appear as a direct feedthrough term in the output of (2.9).
- (iii) Inconsistent states before a switch may result in additional Dirac impulses in the output of (2.9).

For the moment, let us consider the following assumptions; see [20, Thm. 7.12].

Assumption 2.7. *Consider the switched system (2.9).*

- (i) *The system matrices satisfy $\mathbf{\Pi}_{q_k} (\mathbf{E}_{q_{k-1}}^{\text{imp}})^i \mathbf{B}_{q_{k-1}}^{\text{imp}} = \mathbf{0}$ for all $i \geq 0$ and for all $k \in \mathcal{J}$.*
- (ii) *The system matrices satisfy $\mathbf{C}_{q_k}^{\text{imp}} (\mathbf{E}_{q_k}^{\text{imp}})^i \mathbf{\Pi}_{q_{k-1}} = \mathbf{0}$ for all $i \geq 0$ and for all $k \in \mathcal{J}$.*

Under [Assumption 2.7](#) the switched ODE with jumps (2.9) (and thus (1.1)) simplifies to

$$\begin{cases} \dot{\mathbf{z}}(t) = \mathbf{A}_{q_k}^{\text{diff}} \mathbf{z}(t) + \mathbf{B}_{q_k}^{\text{diff}} \mathbf{u}(t), & t \in (t_k, t_{k+1}), \\ \mathbf{z}(t_k^+) = \mathbf{\Pi}_{q_k} \mathbf{z}(t_k^-), & \mathbf{z}(t_0^-) = \mathbf{0}, \\ \mathbf{y}(t) = \mathbf{C}_{q_k}^{\text{diff}} \mathbf{z}(t) + \mathbf{D}_{q_k} \mathbf{U}(t), & t \in (t_k, t_{k+1}), \\ \mathbf{y}[t_k] = \mathbf{U}_{q_k}^{\text{imp}}(t_k); \end{cases} \quad (2.11)$$

see [21, Cor. 5].

2.3. Reachability and Observability. Let $\phi(t, t_0, \mathbf{x}_0, \mathbf{u}, q)$ denote the state trajectory at time t of the switched system (2.11) starting from $\mathbf{x}(t_0) = \mathbf{x}_0$ with input \mathbf{u} and switching path $q \in \mathcal{S}$ with \mathcal{S} given in (1.2).

Definition 2.8. Let $q \in \mathcal{S}$ be a given switching path. A state $\mathbf{x} \in \mathbb{R}^n$ is called

- (i) reachable via q if there exist a time instant $t_f > t_0$, and an input $\mathbf{u}: [t_0, t_f] \rightarrow \mathbb{R}^m$, such that $\phi(t_f, t_0, \mathbf{0}, \mathbf{u}, q) = \mathbf{x}$;
- (ii) unobservable via q , if there exists an input \mathbf{u} , such

$$\mathbf{C}_q^{\text{diff}} \phi(t, t_0, \mathbf{x}, \mathbf{u}, q) = \mathbf{C}_q^{\text{diff}} \phi(t, t_0, \mathbf{0}, \mathbf{u}, q) \quad \text{for all } t \geq t_0.$$

The reachable and unobservable set via q , denoted by \mathcal{R}_q and \mathcal{UO}_q , respectively, is the set of states which are reachable and unobservable via q , respectively. The observable set via q of (2.11), denoted by \mathcal{O}_q , is defined as $\mathcal{O}_q := (\mathcal{UO}_q)^\perp$. The set of reachable states \mathcal{R} and the set of observable states \mathcal{O} of (2.11) can be defined as

$$\mathcal{R} := \bigcup_{q \in \mathcal{S}} \mathcal{R}_q \quad \text{and} \quad \mathcal{O} := \bigcup_{q \in \mathcal{S}} \mathcal{O}_q. \quad (2.12)$$

Lemma 2.9 (See [20, 26]). For a given switching signal $q \in \mathcal{S}$ with $\kappa \in \mathbb{N}$ switches at time instants t_k with $k = 0, \dots, \kappa$, define $\tau_k := t_{k+1} - t_k$, and consider the following recursive relation

$$\begin{aligned} \mathcal{M}_0 &:= \mathcal{R}_{q_0}, & \mathcal{M}_k &:= \mathcal{R}_{q_k} + e^{\mathbf{A}_{q_k}^{\text{diff}} \tau_k} \mathbf{\Pi}_{q_k} \mathcal{M}_{k-1}, & k &= 1, \dots, \kappa, \\ \mathcal{N}_\kappa &:= \mathcal{UO}_{q_\kappa}, & \mathcal{N}_k &:= \mathcal{UO}_{q_k} \cap \left(e^{-\mathbf{A}_{q_k}^{\text{diff}} \tau_k} \mathbf{\Pi}_{q_{k+1}}^{-1} \mathcal{N}_{k+1} \right), & k &= \kappa - 1, \dots, 0, \end{aligned}$$

where $\mathcal{R}_{q_k} := \langle \mathbf{A}_{q_k}^{\text{diff}} \mid \text{img}(\mathbf{B}_{q_k}^{\text{diff}}) \rangle$ and $\mathcal{UO}_{q_k} := \langle \ker(\mathbf{C}_{q_k}^{\text{diff}}) \mid \mathbf{A}_{q_k}^{\text{diff}} \rangle$. Then the reachable and observable set via q satisfy

$$\mathcal{R}_q = \mathcal{M}_\kappa \quad \text{and} \quad \mathcal{O}_q = (\mathcal{UO}_q)^\perp = \mathcal{N}_0^\perp,$$

respectively.

3. MODEL REDUCTION

In this section, we present a MOR method for the switched DAE (1.1) starting from the simplified switched ODE with state jumps (2.11). Note that, the additional feedthrough term $\mathbf{D}_k \mathbf{U}(t)$ does not need to be approximated, since it does not depend on the high-dimensional state, and can be exactly transferred to the reduced system. The same holds for the additional impulsive output $\mathbf{U}_k^{\text{imp}}$. Finally, we discuss how the presented MOR framework can be adapted to deal with the more general class of switched DAEs represented by (2.9).

3.1. Model reduction algorithm. Our idea consists of applying the balancing MOR method proposed in [39] for switched ODEs, where the symmetric positive semi-definite Gramians are computed from the *generalized Lyapunov equations* (GLEs)

$$\mathcal{A}\mathcal{P} + \mathcal{P}\mathcal{A}^\top + \sum_{j=1}^M \left(\mathcal{F}_j \mathcal{P} \mathcal{F}_j^\top + \mathbf{B}_j^{\text{diff}} \left(\mathbf{B}_j^{\text{diff}} \right)^\top \right) = \mathbf{0}, \quad (3.1a)$$

$$\mathcal{A}^\top \mathcal{Q} + \mathcal{Q}\mathcal{A} + \sum_{j=1}^M \left(\mathcal{F}_j^\top \mathcal{Q} \mathcal{F}_j + \left(\mathbf{C}_j^{\text{diff}} \right)^\top \mathbf{C}_j^{\text{diff}} \right) = \mathbf{0}, \quad (3.1b)$$

where $\mathcal{A} := \mathbf{A}_1^{\text{diff}}$ and $\mathcal{F}_j := \mathbf{A}_j^{\text{diff}} - \mathbf{A}_1^{\text{diff}}$ for $j = 1, \dots, M$. Let $\mathcal{P} = \mathbf{S}\mathbf{S}^\top$ and $\mathcal{Q} = \mathbf{R}\mathbf{R}^\top$ denote the Cholesky decomposition of the Gramians and construct the projection matrices \mathbf{V} and \mathbf{W} for the ROM (1.4) using the *singular value decomposition* (SVD) of the product of the Cholesky factors, i.e.,

$$\mathbf{V} = \mathbf{S}\mathbf{U}_1\mathbf{\Sigma}_1^{-1/2} \quad \text{and} \quad \mathbf{W} = \mathbf{R}\mathbf{V}_1\mathbf{\Sigma}_1^{-1/2} \quad (3.2)$$

with

$$\mathcal{H} := \mathbf{S}^\top \mathbf{R} = [\mathbf{U}_1, \mathbf{U}_2] \begin{bmatrix} \mathbf{\Sigma}_1 & \mathbf{0} \\ \mathbf{0} & \mathbf{\Sigma}_2 \end{bmatrix} [\mathbf{V}_1, \mathbf{V}_2]^\top. \quad (3.3)$$

where \mathcal{H} is the Hankel matrix. This procedure is denoted as square-root balanced truncation (see [1, Sec. 7.3]). Under certain conditions, see [39, Ass. 1, Prop. 1], the ROM (1.3) obtained through the Petrov-Galerkin projection by (3.2) is quadratically stable [38]. If the Gramians computed in (3.1) satisfy a set of *linear matrix inequalities* (LMIs) of [38, Def. 10], then one can show, see [39, Thm. 4] and [38, Thm. 6], that the error between the output of the FOM and the one of the ROM is bounded by

$$\|\mathbf{y} - \hat{\mathbf{y}}\|_{L_2} \leq 2 \sum_{i=r+1}^n \sigma_i \|\mathbf{u}\|_{L_2}, \quad (3.4)$$

for every switching signal q , where σ_i are the neglected singular values of the Hankel matrix; see [58] for a relation to the Kolmogorov n -widths.

Two issues prevent us from straightforwardly using this method. First, it requires a switched system with asymptotically stable matrices, while, by (2.7a), it is clear that $\mathbf{A}_j^{\text{diff}}$ may be singular. Second, the fact that \mathcal{P} and \mathcal{Q} are suitable in representing, respectively, the reachable and observable states was proven for a switched system without state jumps at the switching times; see [39, Thm. 3]. Nevertheless, since the state transition matrices are projections induced by the active DAE mode, we can show that the transition matrices can be neglected in the computation of the reachable and observable sets in Lemma 2.9.

Theorem 3.1. *Consider the system (2.11) and let \mathcal{R} and \mathcal{O} denote the reachable and observable states. Moreover, let $\tilde{\mathcal{R}}$ and $\tilde{\mathcal{O}}$ denote the reachable and observable states for (2.11) with artificially modified $\mathbf{\Pi}_k = \mathbf{I}$ for all $k \in \mathcal{J}$. Then*

$$\mathcal{R} = \tilde{\mathcal{R}} \quad \text{and} \quad \mathcal{O} = \tilde{\mathcal{O}}. \quad (3.5)$$

Proof. Direct calculations using the definitions (2.6) and (2.7) yield $(\mathbf{A}_k^{\text{diff}})^j \mathbf{\Pi}_k = (\mathbf{A}_k^{\text{diff}})^j$ for any $j \in \mathbb{N}_0$ and $k \in \mathcal{J}$. Thus, the first identity follows immediately from Lemma 2.9 and (2.12). For the second identity, we show inductively $\mathbf{\Pi}_{q_{k+1}}^{-1} \mathcal{N}_{q_{k+1}} = \mathcal{N}_{q_{k+1}}$ by exploiting

$\mathbf{A}_k^{\text{diff}} \mathbf{\Pi}_k = \mathbf{A}_k^{\text{diff}}$, which implies

$$\mathbf{C}_k^{\text{diff}} \mathbf{A}_k^{\text{diff}} \mathbf{x} = 0 \quad \Longleftrightarrow \quad \mathbf{C}_k^{\text{diff}} \mathbf{A}_k^{\text{diff}} \mathbf{\Pi}_k \mathbf{x} = 0$$

for any $\mathbf{x} \in \mathbb{R}^n$, which together with Lemma 2.9 and (2.12) completes the proof. \square

It remains to address the required asymptotic stability, which we do by a suitable reformulation that we propose in the next subsection, which is then used to set up the GLEs from which we recover the Gramians for the switched system (2.11).

3.2. Reformulation of the switched system. Let us observe that $\mathbf{A}_{q_k}^{\text{diff}}$ is singular because the switched system (2.11) has the state variable expressed in the full dimension n but it describes the state dynamic using only the differential part of each DAE subsystem. Here we provide a reformulation of (2.11) that preserves input-output mapping and thus does not alter reachability and observability sets, and, at the same time, ensures to have asymptotically stable matrices for each subsystem by making use of the appropriate number of degrees of freedom for the state variable of each system mode.

We start by writing down the following switched system with switching state coordinates

$$\left\{ \begin{array}{l} \dot{\hat{\mathbf{z}}}_{q_k}(t) = \begin{bmatrix} \mathbf{J}_{q_k} & \mathbf{0} \\ \mathbf{0} & \mathbf{0} \end{bmatrix} \hat{\mathbf{z}}_{q_k}(t) + \begin{bmatrix} \mathbf{I}_{n_{J_{q_k}}} & \mathbf{0} \\ \mathbf{0} & \mathbf{0} \end{bmatrix} \mathbf{S}_{q_k} \mathbf{B}_{q_k} \mathbf{u}(t), \quad t \in (t_k, t_{k+1}), \\ \hat{\mathbf{z}}_{q_k}(t_k^+) = \begin{bmatrix} \mathbf{I}_{n_{J_{q_k}}} & \mathbf{0} \\ \mathbf{0} & \mathbf{0} \end{bmatrix} \mathbf{T}_{q_k}^{-1} \mathbf{T}_{q_{k-1}} \hat{\mathbf{z}}_{q_{k-1}}(t_k^-), \quad \mathbf{z}(t_0^-) = \mathbf{0}, \\ \mathbf{z}(t) = \mathbf{T}_{q_k} \hat{\mathbf{z}}_{q_k}(t), \\ \mathbf{y}(t) = \mathbf{C}_{q_k} \mathbf{T}_{q_k} \begin{bmatrix} \mathbf{I}_{n_{J_{q_k}}} & \mathbf{0} \\ \mathbf{0} & \mathbf{0} \end{bmatrix} \hat{\mathbf{z}}_{q_k}(t) + \mathbf{D}_{q_k} \mathbf{U}(t), \quad t \in (t_k, t_{k+1}), \\ \mathbf{y}[t_k] = \mathbf{U}_{q_k}^{\text{imp}}(t_k). \end{array} \right. \quad (3.6)$$

Since (3.6) is obtained via a state-space transformation, the input-output mapping is not altered. We immediately observe that the last $n - n_{J_{q_k}}$ entries of $\hat{\mathbf{z}}_{q_k}(t)$ are always zero, therefore (3.6) can be reduced to

$$\left\{ \begin{array}{l} \dot{\tilde{\mathbf{z}}}_{q_k}(t) = \mathbf{J}_{q_k} \tilde{\mathbf{z}}_{q_k}(t) + \begin{bmatrix} \mathbf{I}_{n_{J_{q_k}}} & \mathbf{0} \end{bmatrix} \mathbf{S}_{q_k} \mathbf{B}_{q_k} \mathbf{u}(t), \quad t \in (t_k, t_{k+1}), \\ \tilde{\mathbf{z}}_{q_k}(t_k^+) = \begin{bmatrix} \mathbf{I}_{n_{J_{q_k}}} & \mathbf{0} \end{bmatrix} \mathbf{T}_{q_k}^{-1} \mathbf{T}_{q_{k-1}} \begin{bmatrix} \mathbf{I}_{n_{J_{q_{k-1}}}} & \mathbf{0} \end{bmatrix}^{\top} \tilde{\mathbf{z}}_{q_{k-1}}(t_k^-), \quad \mathbf{z}(t_0^-) = \mathbf{0}, \\ \tilde{\mathbf{z}}_{q_k}(t) = \begin{bmatrix} \mathbf{I}_{n_{J_{q_k}}} & \mathbf{0} \end{bmatrix} \hat{\mathbf{z}}_{q_k}(t), \\ \mathbf{y}(t) = \mathbf{C}_{q_k} \mathbf{T}_{q_k} \begin{bmatrix} \mathbf{I}_{n_{J_{q_k}}} & \mathbf{0} \end{bmatrix}^{\top} \tilde{\mathbf{z}}_{q_k}(t) + \mathbf{D}_{q_k} \mathbf{U}(t), \quad t \in (t_k, t_{k+1}), \\ \mathbf{y}[t_k] = \mathbf{U}_{q_k}^{\text{imp}}(t_k) \end{array} \right. \quad (3.7)$$

with rectangular state transition matrices

$$\mathbf{P}_{q_k, q_{k-1}} := \begin{bmatrix} \mathbf{I}_{n_{J_{q_k}}} & \mathbf{0} \end{bmatrix} \mathbf{T}_{q_k}^{-1} \mathbf{T}_{q_{k-1}} \begin{bmatrix} \mathbf{I}_{n_{J_{q_{k-1}}}} & \mathbf{0} \end{bmatrix}^{\top} \in \mathbf{R}^{n_{J_{q_k}} \times n_{J_{q_{k-1}}}}.$$

With these preparations, we can now rewrite system (3.7) as a bilinear-system following the strategy presented in [39, Section II.A]. We omit the details and define the resulting

matrices for the GLEs (3.1)

$$\begin{aligned}\mathcal{A} &:= \mathbf{J}_1, & \mathcal{F}_j &:= \mathbf{P}_{1,j} \mathbf{J}_j \mathbf{P}_{j,1} - \mathbf{J}_1, \\ \mathcal{B}_j &:= \begin{bmatrix} \mathbf{I}_{n_{J_j}} & \mathbf{0}_{n_{J_1}-n_{J_j}} \end{bmatrix}^\top \begin{bmatrix} \mathbf{I}_{n_{J_j}} & \mathbf{0} \end{bmatrix} \mathbf{S}_j \mathbf{B}_j, & \mathcal{C}_j &:= \mathbf{C}_j \mathbf{T}_j \begin{bmatrix} \mathbf{I}_{n_{J_j}} & \mathbf{0} \end{bmatrix}^\top \mathbf{P}_{j,1}.\end{aligned}\quad (3.8)$$

for $j = 1, \dots, M$ and with \mathbf{J}_1 associated to the system mode with the largest differential dimension n_{J_k} .

The construction of the matrices \mathcal{P} and \mathcal{Q} can now be justified as follows: Provided [Assumption 2.7](#) is satisfied, [Theorem 2.6](#) and the modifications in this subsection guarantee that (1.1) and (3.7) have the same input-output mapping. For system (3.7), we have shown with [Theorem 3.1](#) that the reachable and observable states can be computed by ignoring the consistency projectors, which motivates us to solve the GLEs, whose solutions encode the reachable and observable states [39, Thm. 3.2].

3.3. Handling the general class of switched DAEs. In this subsection we discuss how to relax [Assumption 2.7](#). First, we [Assumption 2.7 \(i\)](#). We observe that for each input \mathbf{u} , the vectors $\mathbf{U}_{q_k}^-(t_k^-)$ defined in (2.10) satisfy $\mathbf{U}_{q_k}^- \in \mathcal{R}^{\text{imp}}$ with

$$\mathcal{R}^{\text{imp}} := \bigcup_{j=1}^M \left(\bigcup_{i=0}^{\nu_j-1} \text{span} \left(\left(\mathbf{E}_{q_j}^{\text{imp}} \right)^i \mathbf{B}_{q_j}^{\text{imp}} \right) \right). \quad (3.9)$$

Note that the jumps induced by $\mathbf{U}_{q_k}^-$ are applied to the state via the projection matrix $\mathbf{\Pi}_{q_k}$ such that we immediately obtain $\mathbf{\Pi}_{q_k} \mathcal{R}^{\text{imp}} \subseteq \mathcal{R}^{\text{imp}}$. Clearly, the jumps influence the reachability set of the switched system, and one possible way to include them in the reachability set of the switched system is to introduce an additional term in the GLE associated with the reachability Gramian, i.e.,

$$\mathcal{A} \mathcal{P} + \mathcal{P} \mathcal{A}^\top + \sum_{j=1}^M \left(\mathcal{F}_j \mathcal{P} \mathcal{F}_j^\top + \mathcal{B}_j \mathcal{B}_j^\top + \mathcal{B}_j^{\text{imp}} (\mathcal{B}_j^{\text{imp}})^\top \right) = \mathbf{0}, \quad (3.10)$$

$$\mathcal{B}_j^{\text{imp}} := \begin{bmatrix} \mathbf{I}_{n_{J_1}} & \mathbf{0} \end{bmatrix} \mathbf{T}_1^{-1} \left[(\mathbf{E}_j^{\text{imp}})^0, \dots, (\mathbf{E}_j^{\text{imp}})^{\nu_j-1} \right] \mathbf{B}_j^{\text{imp}}. \quad (3.11)$$

The rigorous proof for this is beyond the purpose of our work but ideally could be formulated combining the proof of [39, Thm. 3.2], the precise characterization of the input-dependent jumps (3.9), and the definition and characterization of reachable states for a given switched signal (see [Lemma 2.9](#)).

Now, we consider the case of [Assumption 2.7 \(ii\)](#) not satisfied. We notice that, even in this case, one may still not be interested in considering the state-dependent output at the switching times. Indeed, due to the presence of the Dirac delta, the output at the switching times is meaningful when evaluated inside an integral operator. Otherwise, the Dirac delta impulse can only be interpreted as instantaneous infinite energy in response to the state jumps. However, if interested in the approximation of this term, we can adopt the idea for the input-dependent jumps and replace the GLE for the observability Gramian with the modified GLE

$$\mathcal{A}^\top \mathcal{Q} + \mathcal{Q} \mathcal{A} + \sum_{j=1}^M \left(\mathcal{F}_j^\top \mathcal{Q} \mathcal{F}_j + \mathcal{C}_j^\top \mathcal{C}_j + (\mathcal{C}_j^{\text{imp}})^\top \mathcal{C}_j^{\text{imp}} \right) = \mathbf{0},$$

$$\mathcal{C}_j^{\text{imp}} := \mathbf{C}_j^{\text{imp}} \begin{bmatrix} \mathbf{E}_j^{\text{imp}} & \dots & (\mathbf{E}_j^{\text{imp}})^{\nu_j-1} \end{bmatrix}^\top \mathbf{T}_j \begin{bmatrix} \mathbf{I}_{n_{J_j}} & \mathbf{0} \end{bmatrix}^\top \mathbf{P}_{j,1}.$$

4. EFFICIENT AND CERTIFIED NUMERICS FOR LARGE SCALE SYSTEMS

For the large-scale setting it is crucial to exploit sparsity and state-of-the-art methods in every step of the MOR algorithm presented in Section 3. Besides computational efficiency, we further aim for an error certification and thus have to balance the errors of the different methods. In more detail, we discuss the efficient computation of the decoupling matrices for the QWF (2.2) in Section 4.1. In Section 4.2 we present the algorithm used to approximate the solutions of (3.1) and we derive efficiently computable error estimates to certify the quality of the approximation. Finally, in Section 4.3 we show how to combine the error estimates derived in the previous section with the error estimate for the MOR of switched linear system through balance truncation.

4.1. Efficient computation of the Wong sequences space. The first numerical issue concerns the determination of the two subspaces \mathcal{V}^* and \mathcal{W}^* from (2.4) and two representative matrices, $\hat{\mathbf{V}}$ and $\hat{\mathbf{W}}$ such that $\text{img}(\hat{\mathbf{V}}) = \mathcal{V}^*$ and $\text{img}(\hat{\mathbf{W}}) = \mathcal{W}^*$, necessary to transform the DAE (2.1) in the QWF; see Theorem 2.1. In essence, an algorithm determining \mathcal{V}^* and \mathcal{W}^* for large systems, should retain the following two features:

- (i) if the matrix pair (\mathbf{E}, \mathbf{A}) is sparse, then forming dense matrices of size $n \times n$ to determine $\hat{\mathbf{V}}$, $\hat{\mathbf{W}}$, and the matrices in (2.7) should be avoided;
- (ii) the computation of $\hat{\mathbf{V}}$ and $\hat{\mathbf{W}}$ should be efficient, i.e., involving at the most $\mathcal{O}(n)$ floating point operations for sparse matrices and $\mathcal{O}(n^2)$ for full matrices.

The starting point is (2.3) and the observation that the sequence converges after ν steps, see [6, Prop. 2.10], where ν is the nilpotent index of the DAE. The kernel of \mathbf{E} has a crucial role, indeed, from (2.3), one can easily check that

$$\mathcal{W}^1 = \ker(\mathbf{E}), \quad \mathcal{V}^1 = \mathbf{A}^{-1} \mathbf{E} \ker(\mathbf{E})^\perp. \quad (4.1)$$

We emphasize that in many applications, see for instance [32, Sec. 5], ν is typically known and is less or equal three, i.e., the limiting spaces \mathcal{V}^* and \mathcal{W}^* in (2.4) are determined after few iterations. Moreover, the systems arise in a highly structured form that either simplify the computation or can be used to directly read off the desired matrices $\hat{\mathbf{V}}$ and $\hat{\mathbf{W}}$ in a sparse manner. Therefore, it is often the case that a sparse matrix representation with orthogonal columns of $\ker(\mathbf{E})$, say \mathbf{K} , can be straightforwardly derived. For instance, this is the case when

$$\mathbf{E} = \begin{bmatrix} \mathbf{M} & \mathbf{0} \\ \mathbf{0} & \mathbf{0} \end{bmatrix} \quad (4.2)$$

with \mathbf{M} a square invertible matrix. Then, we can distinguish between two cases. First, when $\dim(\ker(\mathbf{E}))$ is independent from n , like in the mass-spring system of Section 5.1, and second, when $\dim(\ker(\mathbf{E}))$ increases proportionally with respect to n , like in the Stokes control system of Section 5.2. Without going into the details, it is possible to show that, whenever a sparse orthogonal representation of $\ker(\mathbf{E})$ and of its orthogonal space is available, then requirement (i) can be always satisfied avoiding forming explicitly the pair $(\hat{\mathbf{V}}, \hat{\mathbf{W}})$ while (ii) is generally only satisfied when the dimension of $\ker(\mathbf{E})$ is independent from n .

4.2. Error certification for numerical approximation of GLEs. Once the matrices $\hat{\mathbf{V}}$ and $\hat{\mathbf{W}}$ are available, either implicitly or explicitly, they can be used to transform each mode of the switched DAE (1.1) to QWF according to Theorem 2.3 and then identifying

Algorithm 1 Stationary iterations for the GLEs (4.4)**Input:** Matrices \mathcal{A} , \mathcal{F}_j , $\mathcal{B}_j^{\text{diff}}$ for $j = 1, \dots, M$ **Output:** $\tilde{\mathbf{Z}}$ such that $\mathbf{X} \approx \tilde{\mathbf{Z}}\tilde{\mathbf{Z}}^\top$ is an approximation to the solution of (4.4)1: Set $\tilde{\mathbf{B}}_1 := [\mathcal{B}_1, \dots, \mathcal{B}_M]$ 2: Approximately solve $\mathcal{A}\mathbf{X} + \mathbf{X}\mathcal{A}^\top + \tilde{\mathbf{B}}_1\tilde{\mathbf{B}}_1^\top = \mathbf{0}$ for $\mathbf{X}_1 = \mathbf{Z}_1\mathbf{Z}_1^\top$ 3: **for** $k = 2, 3, \dots$ **do**4: Set $\tilde{\mathbf{B}}_k := [\mathcal{F}_1\mathbf{Z}_{k-1}, \dots, \mathcal{F}_M\mathbf{Z}_{k-1}, \tilde{\mathbf{B}}_1]$

5: Approximately solve

$$\mathcal{A}\mathbf{X} + \mathbf{X}\mathcal{A}^\top + \tilde{\mathbf{B}}_k\tilde{\mathbf{B}}_k^\top = \mathbf{0} \quad (4.3)$$

for $\mathbf{X}_k = \mathbf{Z}_k\mathbf{Z}_k^\top$ 6: **if** sufficiently accurate **then** stop7: **end for**

the matrices defined in (2.7). Our next task is thus to solve the GLEs (3.1) associated with the switched linear system with jumps (3.7).

For simplicity we focus on the approximation of the reachability Gramian \mathcal{P} through the GLE

$$\mathcal{A}\mathbf{X} + \mathbf{X}\mathcal{A}^\top + \sum_{j=1}^M \left(\mathcal{F}_j\mathbf{X}\mathcal{F}_j^\top \right) + \sum_{j=1}^M \left(\mathcal{B}_j\mathcal{B}_j^\top \right) = \mathbf{0}, \quad (4.4)$$

where \mathcal{A} , \mathcal{F}_j , and \mathcal{B}_j are as defined in (3.8). The approximate solution of the controllability Gramian \mathcal{Q} follows analogously by replacing \mathcal{A} , \mathcal{F}_j , and \mathcal{B}_j with \mathcal{A}^\top , \mathcal{F}_j^\top , and \mathcal{C}_j , respectively.

Existence and uniqueness of a solution of (4.4) can be studied via Kronecker algebra, i.e., by introducing the matrices

$$\mathcal{L} := \mathbf{I}_n \otimes \mathcal{A} + \mathcal{A} \otimes \mathbf{I}_n \in \mathbb{R}^{n^2 \times n^2} \quad \text{and} \quad \Pi := \sum_{j=1}^M \mathcal{F}_j \otimes \mathcal{F}_j \in \mathbb{R}^{n^2 \times n^2}, \quad (4.5)$$

such that the vectorized form of (4.4) is given by $(\mathcal{L} + \Pi) \text{vec}(\mathbf{X}) = -\text{vec}(\mathbf{B}\mathbf{B}^\top)$. Hence, the GLE (4.4) is uniquely solvable if and only if $\mathcal{L} + \Pi$ is nonsingular.

Assumption 4.1. *The GLE (4.4) is uniquely solvable.*

We rely on the stationary iteration presented in Algorithm 1 taken from [49, Alg. 2.1] to solve the GLE (4.4) numerically. It consists of a fixed-point iteration where in each iteration we need to solve a classical Lyapunov equation. To ensure that Algorithm 1 is feasible and convergent, we make the following assumption; see for instance [23].

Assumption 4.2. *The matrix $\mathcal{A} \in \mathbb{R}^{n \times n}$ in (4.4) is asymptotically stable, i.e., all its eigenvalues are contained in the open left-half complex plane, and $\|\mathcal{L}^{-1}\Pi\|_2 < 1$.*

Remark 4.3. *On a first glance, the assumption $\|\mathcal{L}^{-1}\Pi\|_2 < 1$ sounds rather restrictive. Nevertheless, one can always proceed by defining the rescaled matrix*

$$\tilde{\Pi} = \frac{1}{\|\mathcal{L}^{-1}\Pi\|_2 + \delta} \Pi,$$

for some $\delta > 0$ and observing that rescaling Π does not affect the space spanned by the columns of the solution matrix \mathbf{X} ; see [5, 10].

An efficient implementation of Algorithm 1 passes through the solution of the following numerical issues:

- (i) At each iteration the Lyapunov equation requires an efficient solver.
- (ii) An opportune stopping criteria is required.

In the following subsections, we describe how to address these points.

4.2.1. Approximate solution of Lyapunov equations involving large sparse matrices. Consider (4.3) with large and sparse \mathcal{A} . The literature for the case of large and sparse matrices is vast; see, for example, the survey [51] about methods for matrix equations and references therein. Almost all methods in the large-scale setting have in common that they construct a sequence of approximations converging to the true solution. Thus, a suitable stopping criterion is required to balance the approximation error in the computation of the solution of the Lyapunov equation and the solution of the stationary iteration from Algorithm 1. To this end, assume that $\mathbf{X}_\ell \in \mathcal{S}_\Sigma^n$ is the approximation of the solution $\mathbf{X} \in \mathcal{S}_\Sigma^n$ of the Lyapunov equation (4.3) in the ℓ th step (and k th iteration of Algorithm 1) and let

$$\mathbf{R}_\ell := \mathcal{A} \mathbf{X}_\ell + \mathbf{X}_\ell \mathcal{A}^\top + \tilde{\mathbf{B}}_k \tilde{\mathbf{B}}_k^\top \quad (4.6)$$

denote the corresponding residual. We obtain the following error-residual relation.

Proposition 4.4 (Error bound for approximate solution of Lyapunov equations). *Consider the Lyapunov equation (4.3) with asymptotically stable \mathcal{A} and assume that $\mathbf{X}_\ell \in \mathcal{S}_\Sigma^n$ is an approximation of the unique solution $\mathbf{X} \in \mathcal{S}_\Sigma^n$ of (4.3). Let $\mathbf{E}_\ell := \mathbf{X}_\ell - \mathbf{X}$. Then*

$$\|\mathbf{E}_\ell\|_2 \leq \frac{\|\mathbf{R}_\ell\|_F}{2\sigma_{\min}(\mathcal{A})}, \quad (4.7)$$

where $\sigma_{\min}(\mathcal{A})$ denotes the smallest singular value of the matrix \mathcal{A} and \mathbf{R}_ℓ is as defined in (4.6).

Proof. Substituting (4.6) into the residual equation (4.6) yields the error-residual relation

$$\mathbf{R}_\ell = \mathcal{A} \mathbf{E}_\ell + \mathbf{E}_\ell \mathcal{A}^\top, \quad (4.8)$$

which together with the symmetry of \mathbf{R}_ℓ yields that \mathbf{E}_ℓ is symmetric; see, e.g., [27, Cha. 12.3, Thm. 3]. Using Kronecker algebra and the notation introduced in (4.5) we can reformulate (4.8) in vectorial form as $\text{vec}(\mathbf{R}_\ell) = \mathcal{L} \text{vec}(\mathbf{E}_\ell)$. Using $\|\mathbf{E}_\ell\|_2 \leq \|\mathbf{E}_\ell\|_F$ and $\sigma_{\min}(\mathcal{L}) = 2\sigma_{\min}(\mathcal{A})$ yields

$$\begin{aligned} \|\mathbf{E}_\ell\|_2 &\leq \|\mathbf{E}_\ell\|_F = \|\text{vec}(\mathbf{E}_\ell)\|_2 = \|\mathcal{L}^{-1} \text{vec}(\mathbf{R}_\ell)\|_2 \leq \|\mathcal{L}^{-1}\|_2 \|\text{vec}(\mathbf{R}_\ell)\|_2 \\ &= \frac{\|\mathbf{R}_\ell\|_F}{\sigma_{\min}(\mathcal{L})} = \frac{\|\mathbf{R}_\ell\|_F}{2\sigma_{\min}(\mathcal{A})}. \end{aligned} \quad \square$$

We observe that the smallest singular value $\sigma_{\min}(\mathcal{A})$ needs to be computed only once. The computational cost is $\mathcal{O}(n)$ floating point operations if \mathcal{A} is sparse. In the large-scale case, one can for instance rely on the method presented in [47]. The questions that remain to be answered are the following: (i) the choice of the iterative method to determine \mathbf{X}_ℓ and (ii) how to efficiently compute the residual norm $\|\mathbf{R}_\ell\|_F$. Since these questions are closely tied together, we first briefly describe the method for computing \mathbf{X}_ℓ . As proposed in [51] we project the Lyapunov equation (4.6) onto a smaller subspace and then use standard

solvers for the small equation¹, thus obtaining the coordinates of the approximation in the subspace.

More precisely, consider the matrix $\mathbf{V}_\ell \in \mathbb{R}^{n \times n_\ell}$ whose n_ℓ columns form an orthonormal basis of the appropriate subspace \mathcal{S}_ℓ to be used for the projection. Let $\mathbf{X}_\ell = \mathbf{V}_\ell \mathbf{Y}_\ell \mathbf{V}_\ell^\top$ be a low-rank approximation to the solution of (4.6) with $\mathbf{Y}_\ell \in \mathbb{R}^{n_\ell \times n_\ell}$. Imposing the Galerkin condition $\mathbf{V}_\ell^\top \mathbf{R}_\ell \mathbf{V}_\ell = \mathbf{0}$ on the residual, we obtain the lower-order projected Lyapunov equation

$$\mathcal{A}_\ell \mathbf{Y}_\ell + \mathbf{Y}_\ell \mathcal{A}_\ell^\top + \tilde{\mathbf{B}}_\ell \tilde{\mathbf{B}}_\ell^\top = \mathbf{0}, \quad (4.9)$$

with $\mathcal{A}_\ell := \mathbf{V}_\ell^\top \mathcal{A} \mathbf{V}_\ell$ and $\tilde{\mathbf{B}}_\ell := \mathbf{V}_\ell^\top \tilde{\mathbf{B}}_k$. For \mathcal{S}_ℓ one can choose, for instance, the proposal from [40] and use the block Krylov subspace

$$\mathcal{K}_\ell(\mathcal{A}, \tilde{\mathbf{B}}_k) = \text{span}\{\tilde{\mathbf{B}}_k, \mathcal{A} \tilde{\mathbf{B}}_k, \mathcal{A}^2 \tilde{\mathbf{B}}_k, \dots, \mathcal{A}^{\ell-1} \tilde{\mathbf{B}}_k\}. \quad (4.10)$$

For more sophisticated techniques such as rational Krylov subspaces we refer to [50, 51].

Besides computational efficiency, the low-rank approximation can also be exploited for an efficient evaluation of the Frobenius norm of the residual. Indeed, using the Krylov subspace (4.10), one can show $\|\mathbf{R}_\ell\| = \|\mathbf{V}_{\ell+1}^\top \mathbf{R}_\ell \mathbf{V}_{\ell+1}\|$ for the spectral and the Frobenius norm, see [50, Prop. 3.3]. This result is particularly convenient since, for $\mathbf{V}_{\ell+1} := [\mathbf{V}_\ell, \tilde{\mathbf{V}}]$, we have

$$\mathbf{V}_{\ell+1}^\top \mathbf{R}_\ell \mathbf{V}_{\ell+1} = \begin{bmatrix} \mathbf{V}_\ell^\top \mathbf{R}_\ell \mathbf{V}_\ell & \mathbf{V}_\ell^\top \mathbf{R}_\ell \tilde{\mathbf{V}} \\ \tilde{\mathbf{V}}^\top \mathbf{R}_\ell \mathbf{V}_\ell & \tilde{\mathbf{V}}^\top \mathbf{R}_\ell \tilde{\mathbf{V}} \end{bmatrix} = \begin{bmatrix} \mathbf{0} & \mathbf{Y}_\ell \mathbf{V}_\ell^\top \mathcal{A}^\top \tilde{\mathbf{V}} \\ \tilde{\mathbf{V}}^\top \mathcal{A} \mathbf{V}_\ell \mathbf{Y}_\ell & \mathbf{0} \end{bmatrix} \quad (4.11)$$

where we used expression (4.6), the fact that $\mathbf{X}_\ell = \mathbf{V}_\ell \mathbf{Y}_\ell \mathbf{V}_\ell^\top$, and that $\tilde{\mathbf{V}}$ is by construction orthogonal to \mathbf{V}_ℓ and $\tilde{\mathbf{B}}_k$. From (4.11) it directly follows that

$$\|\mathbf{V}_{\ell+1}^\top \mathbf{R}_\ell \mathbf{V}_{\ell+1}\|_F = 2 \|\tilde{\mathbf{V}}^\top \mathcal{A} \mathbf{V}_\ell \mathbf{Y}_\ell\|_F$$

and the right hand side can be used to evaluate $\|\mathbf{R}\|_F$ in a computational efficient way.

4.2.2. Stopping criteria for Algorithm 1. Consider the approximate solution \mathbf{X}_k for the GLE (4.4) provided by Algorithm 1 at step k and let us assume for the moment that the Lyapunov equation in Line 5 is solved exactly. To understand if such a solution is accurate enough for our requirements we need to estimate the norm of $\mathbf{E}_k := \mathbf{X} - \mathbf{X}_k$.

Proposition 4.5 (Stopping criterion for Algorithm 1). *Suppose Assumption 4.1 and Assumption 4.2 are satisfied and consider the error $\mathbf{E}_k := \mathbf{X} - \mathbf{X}_k$, where \mathbf{X} is the unique solution of the GLE (4.4) and $\mathbf{X}_k = \mathbf{Z}_k \mathbf{Z}_k^\top$ is the unique solution of the Lyapunov equation (4.3) in iteration k of Algorithm 1. Then Algorithm 1 converges and*

$$\|\mathbf{E}_k\|_2 \leq \gamma \|\mathbf{X}_k - \mathbf{X}_{k-1}\|_F, \quad (4.12)$$

with

$$\gamma := \frac{\|\mathcal{L}^{-1} \Pi\|}{1 - \|\mathcal{L}^{-1} \Pi\|}. \quad (4.13)$$

Proof. Due to Algorithm 1 we obtain

$$\mathcal{A} \mathbf{X}_k + \mathbf{X}_k \mathcal{A}^\top + \sum_{j=1}^M \left(\mathcal{F}_j \mathbf{X}_{k-1} \mathcal{F}_j^\top \right) + \tilde{\mathbf{B}}_1 \tilde{\mathbf{B}}_1^\top = \mathbf{0} \quad (4.14)$$

¹See [51, Sec. 5.1] for a review on the solution of small-scale Lyapunov equations

for all $k \geq 2$. Then, from (4.4) we have that $\tilde{\mathbf{B}}_1 \tilde{\mathbf{B}}_1^\top = -\mathcal{A} \mathbf{X} - \mathbf{X} \mathcal{A}^\top - \sum_{j=1}^M (\mathcal{F}_j \mathbf{X} \mathcal{F}_j^\top)$, and substituting into (4.14) we get

$$\mathcal{A} \mathbf{E}_k + \mathbf{E}_k \mathcal{A}^\top + \sum_{j=1}^M (\mathcal{F}_j \mathbf{E}_{k-1} \mathcal{F}_j^\top) = \mathbf{0}. \quad (4.15)$$

For convenience we write (4.15) in its vectorial form $\mathcal{L} \text{vec}(\mathbf{E}_k) = -\Pi \text{vec}(\mathbf{E}_{k-1})$ with \mathcal{L} and Π defined in (4.5), thus we have

$$\text{vec}(\mathbf{E}_k) = -\mathcal{L}^{-1} \Pi \text{vec}(\mathbf{E}_{k-1}). \quad (4.16)$$

From relation (4.16) directly follows that, numerically, Algorithm 1 converges if and only if $\rho(\mathcal{L}^{-1} \Pi) < 1$ where $\rho(\mathcal{L}^{-1} \Pi)$ denotes the spectral radius of $\mathcal{L}^{-1} \Pi$, see also [11, 49]. Observe that $\mathbf{E}_{k-1} = \mathbf{E}_k + (\mathbf{X}_k - \mathbf{X}_{k-1})$, therefore, substituting in (4.16) and considering the norm on both sides, we get

$$\begin{aligned} \|\mathbf{E}_k\|_F &= \|\text{vec}(\mathbf{E}_k)\|_2 = \|\mathcal{L}^{-1} \Pi \text{vec}(\mathbf{E}_k + \mathbf{X}_k - \mathbf{X}_{k-1})\|_2 \\ &\leq \|\mathcal{L}^{-1} \Pi\|_2 (\|\mathbf{E}_k\|_F + \|\mathbf{X}_k - \mathbf{X}_{k-1}\|_F). \end{aligned}$$

By Assumption 4.2 we have $\|\mathcal{L}^{-1} \Pi\| < 1$ and hence

$$\|\mathbf{E}_k\|_2 \leq \|\mathbf{E}_k\|_F \leq \frac{\|\mathcal{L}^{-1} \Pi\|_2}{1 - \|\mathcal{L}^{-1} \Pi\|_2} \|\mathbf{X}_k - \mathbf{X}_{k-1}\|_F. \quad \square$$

To use (4.12) as a stopping criteria for Algorithm 1 requires the following clarification. For the computation or approximation of $\|\mathcal{L}^{-1} \Pi\|_2$ we observe

$$\begin{aligned} \|\mathcal{L}^{-1} \Pi\|_2 &\leq \|\mathcal{L}^{-1}\|_2 \|\Pi\|_2 = \frac{1}{2\sigma_{\min}(\mathcal{A})} \left\| \sum_{j=1}^M \mathcal{F}_j \otimes \mathcal{F}_j \right\|_2 \\ &\leq \frac{1}{2\sigma_{\min}(\mathcal{A})} \sum_{j=1}^M \|\mathcal{F}_j \otimes \mathcal{F}_j\|_2 = \frac{1}{2\sigma_{\min}(\mathcal{A})} \sum_{j=1}^M \sigma_1(\mathcal{F}_j)^2, \end{aligned} \quad (4.17)$$

and the right-hand side of (4.17) is computable in $\mathcal{O}(n)$ floating points operations if the involved matrices are sparse. This motivates for any $\delta > 0$ to perform the scaling

$$\tilde{\mathcal{F}}_j := \frac{\mathcal{F}_j}{\sqrt{\beta + \delta}}, \quad \text{with} \quad \beta := \frac{1}{2\sigma_{\min}(\mathcal{A})} \sum_{j=1}^M \sigma_1(\mathcal{F}_j)^2, \quad j = 1, \dots, M. \quad (4.18)$$

Hence, it is not restrictive to consider $\gamma \approx 1$. Indeed, it is sufficient to scale (4.18) with $\delta = \beta$ to get $\gamma < 1$ and thus we can get rid of γ in (4.12).

Remark 4.6. It is also convenient to scale the known term, i.e., to run Algorithm 1 with $\tilde{\mathcal{B}}_j := \frac{\mathcal{B}_j}{\sqrt{\beta + \delta}}$. Then, after convergence, the output $\tilde{\mathbf{Z}}$ is multiplied by the same factor.

Last, we have to compute $\|\mathbf{X}_j - \mathbf{X}_{j-1}\|_F$, which would require $\mathcal{O}(n^2)$ floating point operations. To overcome this issue we employ the following result.

Proposition 4.7. Let $\mathbf{X}_k = \mathbf{Z}_k \mathbf{Z}_k^\top$ with $\mathbf{Z}_k \in \mathbb{R}^{n \times n_k}$ and $\mathbf{X}_{k-1} = \mathbf{Z}_{k-1} \mathbf{Z}_{k-1}^\top$ with $\mathbf{Z}_k \in \mathbb{R}^{n \times n_{k-1}}$ be the solutions at iteration k and $k-1$ of Algorithm 1. Then

$$\|\mathbf{X}_k - \mathbf{X}_{k-1}\|_F \leq (\|\mathbf{Z}_k\|_F + \|\mathbf{Z}_{k-1}\|_F) \|\mathbf{Z}_k - \mathbf{Z}_{k-1}\|_F. \quad (4.19)$$

Proof. Without loss of generality assume $n_k = n_{k-1}$. By making use of the triangular inequality it directly follows

$$\begin{aligned}\|\mathbf{X}_k - \mathbf{X}_{k-1}\|_F &= \|\mathbf{Z}_k \mathbf{Z}_k^\top - \mathbf{Z}_k \mathbf{Z}_{k-1}^\top + \mathbf{Z}_k \mathbf{Z}_{k-1}^\top - \mathbf{Z}_{k-1} \mathbf{Z}_{k-1}^\top\|_F \\ &\leq \|\mathbf{Z}_k\|_F \|\mathbf{Z}_k^\top - \mathbf{Z}_{k-1}^\top\|_F + \|\mathbf{Z}_k - \mathbf{Z}_{k-1}\|_F \|\mathbf{Z}_{k-1}^\top\|_F \\ &= (\|\mathbf{Z}_k\|_F + \|\mathbf{Z}_{k-1}\|_F) \|\mathbf{Z}_k - \mathbf{Z}_{k-1}\|_F.\end{aligned}\quad \square$$

Replacing $\|\mathbf{X}_k - \mathbf{X}_{k-1}\|_F$ with the right hand side of (4.19) has the advantage that we only need $\mathcal{O}(n)$ floating point operations for its evaluation (assuming $n_k, n_{k-1} \ll n$). With these preparations we are now ready to formulate our main result for the approximate solution of the GLE (4.4).

Theorem 4.8 (Error bound for the approximate solution of GLE). *Suppose Assumption 4.1 and Assumption 4.2 are satisfied. Let $\mathbf{X} = \mathbf{Z} \mathbf{Z}^\top$ with $\mathbf{Z} \in \mathbb{R}^{n \times n}$ be the unique solution of the GLE (4.4) and $\tilde{\mathbf{X}}_k = \tilde{\mathbf{Z}}_k \tilde{\mathbf{Z}}_k^\top$ with $\tilde{\mathbf{Z}}_k \in \mathbb{R}^{n \times n_k}$ be the approximate solution of the GLE computed at iteration k of Algorithm 1 applying the subspace projection method in Line 5. Then*

$$\|\mathbf{X} - \tilde{\mathbf{X}}_k\|_2 \leq \gamma \left(\|\tilde{\mathbf{Z}}_k\|_F + \|\tilde{\mathbf{Z}}_{k-1}\|_F \right) \|\tilde{\mathbf{Z}}_k - \tilde{\mathbf{Z}}_{k-1}\|_F + \frac{(1 + \gamma) \|\mathbf{R}_k\|_F + \gamma \|\mathbf{R}_{k-1}\|_F}{2\sigma_{\min}(\mathcal{A})}, \quad (4.20)$$

where \mathbf{R}_k and \mathbf{R}_{k-1} are the residuals at the k th and $(k-1)$ th iterations of Algorithm 1 due to the subspace approximation, respectively, and γ is as defined in (4.13).

Proof. Let \mathbf{X}_k be the exact solution of the Lyapunov equation (4.3) computed at step k of Algorithm 1. Using Propositions 4.4 and 4.5 we obtain

$$\|\mathbf{X} - \tilde{\mathbf{X}}_k\|_2 \leq \|\mathbf{X} - \mathbf{X}_k\|_2 + \|\mathbf{X}_k - \tilde{\mathbf{X}}_k\|_2 \leq \gamma \|\mathbf{X}_k - \mathbf{X}_{k-1}\|_F + \frac{\|\mathbf{R}_k\|_F}{2\sigma_{\min}(\mathcal{A})}. \quad (4.21)$$

Furthermore, the triangle inequality and Propositions 4.4 and 4.7 imply

$$\begin{aligned}\|\mathbf{X}_k - \mathbf{X}_{k-1}\|_F &\leq \|\mathbf{X}_k - \tilde{\mathbf{X}}_k\|_F + \|\tilde{\mathbf{X}}_k - \tilde{\mathbf{X}}_{k-1}\|_F + \|\tilde{\mathbf{X}}_{k-1} - \mathbf{X}_{k-1}\|_F \\ &\leq \frac{\|\mathbf{R}_k\|_F}{2\sigma_{\min}(\mathcal{A})} + \left(\|\tilde{\mathbf{Z}}_k\|_F + \|\tilde{\mathbf{Z}}_{k-1}^\top\|_F \right) \|\tilde{\mathbf{Z}}_k - \tilde{\mathbf{Z}}_{k-1}\|_F + \frac{\|\mathbf{R}_{k-1}\|_F}{2\sigma_{\min}(\mathcal{A})},\end{aligned}$$

yielding (4.20). \square

4.3. Combining reduction error with offline numerical approximations. In this section, we show how to connect the MOR error for switched systems with the numerical error introduced to efficiently approximate the system Gramians. We will provide an error bound that, under some general numerical assumptions, can be efficiently computed once the tolerance for the resolution of the Gramians is fixed.

4.3.1. Relation between the exact Hankel singular values and their approximation. The singular values of the Hankel matrix (3.3) are involved in estimating the error between the output of the full and reduced systems; see (3.4). However, one should observe that we never compute the exact solution \mathbf{X} of the GLE (4.4) and thus the exact Hankel matrix but only its approximation \mathbf{X}_k at the k th iteration of Algorithm 1 and then balance the switched system using the approximated Gramians. If $\mathbf{X}_k \succeq \mathbf{X}$ for all k , then using the concept of generalized Gramians (see [13, Sec. 4.7]) introduced for standard systems without switching, one could replace the singular values of \mathcal{H} in (3.4) with the ones of the

approximated Hankel matrix to keep a reliable error estimate. Unfortunately, this is not generally the case as stated by the following result.

Proposition 4.9. *Suppose [Assumption 4.1](#) and [Assumption 4.2](#) are satisfied and let \mathbf{X} and \mathbf{X}_k denote the unique solution of the GLE (4.4) and its approximation at the k th iteration computed through [Algorithm 1](#), respectively, where the Lyapunov equation (4.3) is solved exactly. Then*

$$\mathbf{X} \succeq \mathbf{X}_k \quad \text{for all } k \in \mathbb{N}. \quad (4.22)$$

Proof. Let $\mathbf{E}_k = \mathbf{X} - \mathbf{X}_k$. It is sufficient to show that $\mathbf{E}_k \succeq 0$ holds for all $k \in \mathbb{N}$. First, observe that $\mathbf{E}_0 \succeq 0$ since [Algorithm 1](#) is (implicitly) initialized with $\mathbf{X}_0 = \mathbf{0}$ and \mathbf{X} is symmetric positive definite. Next, let us assume $\mathbf{E}_{k-1} \succeq 0$ for some $k \in \mathbb{N}$. By taking (4.4) and subtracting (4.14), we obtain

$$\mathcal{A}\mathbf{E}_k + \mathbf{E}_k\mathcal{A}^\top + \sum_{j=1}^M \left(\mathcal{F}_j \mathbf{E}_{k-1} \mathcal{F}_j^\top \right) = \mathbf{0},$$

and since $\mathbf{E}_{k-1} \succeq 0$ by assumption it directly follows $\mathbf{E}_k \succeq 0$ by the fact that \mathcal{A} is asymptotically stable. The result follows via induction. \square

[Proposition 4.9](#) states that we cannot directly replace the singular values in (3.4) with the ones arising by our balancing with the approximated Gramians. Even when considering an approximation error $\tilde{\mathbf{E}}_k$ in the solution of (4.3), we get $\hat{\mathbf{E}}_k = \mathbf{E}_k + \tilde{\mathbf{E}}_k$. By [Proposition 4.9](#) we have $\mathbf{E}_k \succeq 0$ while $\tilde{\mathbf{E}}_k$ can be made arbitrarily smaller for each k , therefore it is reasonable to assume that either $\hat{\mathbf{E}}_k \succeq 0$ or indefinite.

The following proposition relates the singular values of the exact and approximated Hankel matrix in a computable way.

Proposition 4.10. *Consider matrices $\mathcal{H} = \mathbf{S}^\top \mathbf{Z}$ and $\tilde{\mathcal{H}} = \tilde{\mathbf{S}}^\top \tilde{\mathbf{Z}}$ with $\mathbf{S}, \tilde{\mathbf{S}}, \mathbf{Z}, \tilde{\mathbf{Z}} \in \mathbb{R}^{k \times n}$. Then*

$$\sigma_i(\mathcal{H}) \leq \sigma_i(\tilde{\mathcal{H}}) + \sigma_1(\mathcal{H} - \tilde{\mathcal{H}}) \quad \text{for all } i = 1, \dots, n$$

and

$$\sigma_1(\mathcal{H} - \tilde{\mathcal{H}}) \leq \|\mathbf{S} - \tilde{\mathbf{S}}\|_2 \|\mathbf{Z} - \tilde{\mathbf{Z}}\|_2 + \|\tilde{\mathbf{S}}\|_2 \|\mathbf{Z} - \tilde{\mathbf{Z}}\|_2 + \|\mathbf{S} - \tilde{\mathbf{S}}\|_2 \|\tilde{\mathbf{Z}}\|_2. \quad (4.23)$$

Proof. For two generic square matrices \mathbf{M}_1 and \mathbf{M}_2 of size $n \times n$ we have

$$\sigma_{i+j-1}(\mathbf{M}_1 + \mathbf{M}_2) \leq \sigma_i(\mathbf{M}_1) + \sigma_j(\mathbf{M}_2), \quad 1 \leq i, j \leq n \quad \text{and} \quad i + j \leq n + 1;$$

see [19, Thm. 3.3.16]. The first result is thus a simple consequence setting $j = 1$. For (4.23) we have

$$\begin{aligned} \sigma_1(\mathcal{H} - \tilde{\mathcal{H}}) &= \|\mathcal{H} - \tilde{\mathcal{H}}\|_2 = \|\mathbf{S}^\top \mathbf{Z} - \tilde{\mathbf{S}}^\top \tilde{\mathbf{Z}}\|_2 = \|\mathbf{S}^\top \mathbf{Z} - \mathbf{S}^\top \tilde{\mathbf{Z}} + \mathbf{S}^\top \tilde{\mathbf{Z}} - \tilde{\mathbf{S}}^\top \tilde{\mathbf{Z}}\|_2 \\ &\leq \|\mathbf{S}^\top - \tilde{\mathbf{S}}^\top + \tilde{\mathbf{S}}^\top\|_2 \|\mathbf{Z} - \tilde{\mathbf{Z}}\|_2 + \|\mathbf{S}^\top - \tilde{\mathbf{S}}^\top\|_2 \|\tilde{\mathbf{Z}}\|_2 \\ &\leq \|\mathbf{S}^\top - \tilde{\mathbf{S}}^\top\|_2 \|\mathbf{Z} - \tilde{\mathbf{Z}}\|_2 + \|\tilde{\mathbf{S}}^\top\|_2 \|\mathbf{Z} - \tilde{\mathbf{Z}}\|_2 + \|\mathbf{S}^\top - \tilde{\mathbf{S}}^\top\|_2 \|\tilde{\mathbf{Z}}\|_2. \quad \square \end{aligned}$$

Remark 4.11. *The assumptions that the matrices \mathbf{S} and $\tilde{\mathbf{S}}$ in [Proposition 4.10](#) need to have the same dimension can be relaxed by adding zero rows until the dimensions match.*

To exploit [Proposition 4.10](#), we need a computable upper bound for $\|\mathbf{Z} - \tilde{\mathbf{Z}}\|_2$, which we derive in the following using perturbation theory for eigenvectors and eigenvalues.

Theorem 4.12. *Let $\mathbf{X}, \tilde{\mathbf{X}} \in \mathbb{R}^{n \times n}$ be symmetric and positive definite and semi-definite, respectively, and let $\mathbf{X} = \mathbf{U}_{\mathbf{X}} \boldsymbol{\Sigma}_{\mathbf{X}} \mathbf{U}_{\mathbf{X}}^{\top}$ and $\tilde{\mathbf{X}} = \mathbf{U}_{\tilde{\mathbf{X}}} \boldsymbol{\Sigma}_{\tilde{\mathbf{X}}} \mathbf{U}_{\tilde{\mathbf{X}}}^{\top}$ denote their eigendecomposition with eigenvalues sorted in descending order. Define $\mathbf{Z} := \mathbf{U}_{\mathbf{X}} \boldsymbol{\Sigma}_{\mathbf{X}}^{1/2}$ and $\tilde{\mathbf{Z}} := \mathbf{U}_{\tilde{\mathbf{X}}} \boldsymbol{\Sigma}_{\tilde{\mathbf{X}}}^{1/2}$. Then*

$$\|\mathbf{Z} - \tilde{\mathbf{Z}}\|_2 \leq \left(\|\tilde{\mathbf{Z}}^{\dagger}\|_2 + C(\tilde{\mathbf{X}}) \right) \|\mathbf{X} - \tilde{\mathbf{X}}\|_2 + \sigma_{n_{\tilde{\mathbf{X}}}+1}(\mathbf{Z}) + \mathcal{O}(\|\mathbf{X} - \tilde{\mathbf{X}}\|_2^2), \quad (4.24)$$

where $\tilde{\mathbf{Z}}^{\dagger}$ denotes the pseudoinverse of $\tilde{\mathbf{Z}}$, $n_{\tilde{\mathbf{X}}} := \text{rank}(\tilde{\mathbf{X}})$, $C(\tilde{\mathbf{X}}) := \sum_{i=1}^{n_{\tilde{\mathbf{X}}}} \delta_i(\tilde{\mathbf{X}})$, and

$$\delta_i(\tilde{\mathbf{X}}) := \lambda_i^{1/2}(\tilde{\mathbf{X}}) \min_{\substack{j=1, \dots, n_{\tilde{\mathbf{X}}}+1 \\ \lambda_i \neq \lambda_j}} |\lambda_i(\tilde{\mathbf{X}}) - \lambda_j(\tilde{\mathbf{X}})|, \quad i = 1, \dots, n_{\tilde{\mathbf{X}}}.$$

Proof. Partition the matrices $\mathbf{U}_{\mathbf{X}} = [\mathbf{U}_1, \mathbf{U}_2]$, $\boldsymbol{\Sigma}_{\mathbf{X}} = \text{diag}(\boldsymbol{\Sigma}_1, \boldsymbol{\Sigma}_2)$, $\mathbf{U}_{\tilde{\mathbf{X}}} = [\tilde{\mathbf{U}}_1, \tilde{\mathbf{U}}_2]$, $\boldsymbol{\Sigma}_{\tilde{\mathbf{X}}} = \text{diag}(\tilde{\boldsymbol{\Sigma}}_1, 0)$ with $\mathbf{U}_1, \tilde{\mathbf{U}}_1 \in \mathbb{R}^{n \times n_{\tilde{\mathbf{X}}}}$, $\boldsymbol{\Sigma}_1, \tilde{\boldsymbol{\Sigma}}_1 \in \mathbb{R}^{n_{\tilde{\mathbf{X}}} \times n_{\tilde{\mathbf{X}}}}$. Then

$$\begin{aligned} \|\mathbf{Z} - \tilde{\mathbf{Z}}\|_2 &\leq \|\mathbf{U}_1(\boldsymbol{\Sigma}_1^{1/2} - \tilde{\boldsymbol{\Sigma}}_1^{1/2})\|_2 + \|(\mathbf{U}_1 - \tilde{\mathbf{U}}_1)\tilde{\boldsymbol{\Sigma}}_1^{1/2}\|_2 + \|\mathbf{U}_2\boldsymbol{\Sigma}_2^{1/2}\|_2 \\ &\leq \|\boldsymbol{\Sigma}_1^{1/2} - \tilde{\boldsymbol{\Sigma}}_1^{1/2}\|_2 + \|(\mathbf{U}_1 - \tilde{\mathbf{U}}_1)\tilde{\boldsymbol{\Sigma}}_1^{1/2}\|_2 + \sigma_{n_{\tilde{\mathbf{X}}}+1}(\mathbf{Z}). \end{aligned}$$

For the first term, using Weyl's theorem [18, Thm. 4.3.1], we have

$$\begin{aligned} \|\boldsymbol{\Sigma}_1^{1/2} - \tilde{\boldsymbol{\Sigma}}_1^{1/2}\|_2 &= \|(\boldsymbol{\Sigma}_1 - \tilde{\boldsymbol{\Sigma}}_1)(\boldsymbol{\Sigma}_1^{1/2} + \tilde{\boldsymbol{\Sigma}}_1^{1/2})^{-1}\|_2 \leq \frac{\|\mathbf{X} - \tilde{\mathbf{X}}\|_2}{\lambda_{n_{\tilde{\mathbf{X}}}+1}^{1/2}(\mathbf{X}) + \lambda_{n_{\tilde{\mathbf{X}}}+1}^{1/2}(\tilde{\mathbf{X}})} \\ &\leq \frac{\|\mathbf{X} - \tilde{\mathbf{X}}\|_2}{\lambda_{n_{\tilde{\mathbf{X}}}+1}^{1/2}(\tilde{\mathbf{X}})} = \|\tilde{\mathbf{Z}}^{\dagger}\|_2 \|\mathbf{X} - \tilde{\mathbf{X}}\|_2. \end{aligned}$$

For the second term, we can write

$$\begin{aligned} \|(\mathbf{U}_1 - \tilde{\mathbf{U}}_1)\tilde{\boldsymbol{\Sigma}}_1^{1/2}\|_2 &\leq \|(\mathbf{U}_1 - \tilde{\mathbf{U}}_1)\tilde{\boldsymbol{\Sigma}}_1^{1/2}\|_{\text{F}} = \|\text{vec}((\mathbf{U}_1 - \tilde{\mathbf{U}}_1)\tilde{\boldsymbol{\Sigma}}_1^{1/2})\|_2 \\ &\leq \sum_{i=1}^{n_{\tilde{\mathbf{X}}}} \lambda_i^{1/2}(\tilde{\mathbf{X}}) \|\mathbf{u}_i - \tilde{\mathbf{u}}_i\|_2, \end{aligned}$$

where \mathbf{u}_i and $\tilde{\mathbf{u}}_i$ is the i th column of \mathbf{U}_1 and $\tilde{\mathbf{U}}_1$, respectively. and using eigenvectors perturbation theory, see [52, Cha. V, Sec. 2.2.3], we get

$$\|\mathbf{u}_i - \tilde{\mathbf{u}}_i\|_2 \leq \max_{\substack{j=1, \dots, n_{\tilde{\mathbf{X}}}+1 \\ \lambda_i \neq \lambda_j}} \frac{\|\mathbf{X} - \tilde{\mathbf{X}}\|_2}{|\lambda_i(\tilde{\mathbf{X}}) - \lambda_j(\tilde{\mathbf{X}})|} + \mathcal{O}(\|\mathbf{X} - \tilde{\mathbf{X}}\|_2^2), \quad (4.25)$$

which completes the proof (noticing that (4.25) takes into account non-simple eigenvalues). \square

Remark 4.13. *The constant $C(\tilde{\mathbf{X}})$ can be explicitly computed once $\tilde{\mathbf{Z}}$ is available. Moreover, the spectral gaps appearing in its computation are not as relevant as they may appear. What matters is only the last term $\delta_{n_{\tilde{\mathbf{X}}}+1}(\tilde{\mathbf{X}}) = \lambda_{n_{\tilde{\mathbf{X}}}+1}^{-1/2}(\tilde{\mathbf{X}})$. Indeed, since non-simple eigenvalues are not problematic because it is sufficient to consider the spectral gap concerning the set of eigenvalues strictly different from the one considered, also small spectral gaps, say, for instance, spectral gaps such that $\delta_i(\tilde{\mathbf{X}}) \leq \delta_{n_{\tilde{\mathbf{X}}}+1}(\tilde{\mathbf{X}})$, could be ignored treating the two eigenvalues as a couple of non-simple eigenvalues and looking to the spectral gaps with respects to a more distant set of eigenvalues. This is possible because, in our MOR context, the basis chosen to represent the subspace $\text{span}(\tilde{\mathbf{X}})$ is not relevant. What is relevant is that*

$\text{span}(\tilde{\mathbf{X}})$ is a good approximation $\text{span}(\mathbf{U}_1 \boldsymbol{\Sigma}_1 \mathbf{U}_1^\top)$ and the perturbation theory of invariant subspaces guarantees this, see [52, Cha. V, Sec. 2].

4.3.2. *A new certified error bound for the reduction error.* We are now able to present our main result, which establishes a connection between the balance truncation error bound for switched systems and the approximated solutions achieved by using the projection subspace technique for solving (4.3) within Algorithm 1.

Theorem 4.14. *Assume that the switched DAE (1.1) satisfies Assumption 2.7, the GLEs (3.1) with the matrices defined in (3.8), satisfy Assumption 4.1, and let \mathcal{P} and \mathcal{Q} denote the exact solutions. Assume that \mathcal{P} and \mathcal{Q} satisfy the LMIs*

$$(\mathcal{F}_j + \mathbf{J}_1)\mathcal{P} + \mathcal{P}(\mathcal{F}_j + \mathbf{J}_1)^\top + \mathcal{B}_j \mathcal{B}_j^\top \preceq \mathbf{0}, \quad (4.26a)$$

$$(\mathcal{F}_j + \mathbf{J}_1)^\top \mathcal{Q} + \mathcal{Q}(\mathcal{F}_j + \mathbf{J}_1) + \mathcal{C}_j^\top \mathcal{C}_j \preceq \mathbf{0}, \quad (4.26b)$$

for every $j \in \mathcal{J}$. Consider approximations $\tilde{\mathcal{P}} = \tilde{\mathbf{Z}} \tilde{\mathbf{Z}}^\top$ and $\tilde{\mathcal{Q}} = \tilde{\mathbf{S}} \tilde{\mathbf{S}}^\top$ with $\tilde{\mathbf{Z}} \in \mathbb{R}^{n \times n_{\mathcal{P}}}$ and $\tilde{\mathbf{S}} \in \mathbb{R}^{n \times n_{\mathcal{Q}}}$, the associated ROM (1.3), and define $\tilde{n} := \min(n_{\mathcal{P}}, n_{\mathcal{Q}})$. Then, for every piecewise right continuous switching signal $q: \mathbb{R} \rightarrow \mathcal{J}$ with locally finite number of jumps, the relative output error between the FOM and the ROM is bounded by

$$\begin{aligned} \frac{\|\mathbf{y} - \tilde{\mathbf{y}}\|_{L^2}}{\|\mathbf{u}\|_{L^2}} &\leq 2(\tilde{n} - r) \left(c_1 \|\mathcal{P} - \tilde{\mathcal{P}}\|_2 + c_2 \|\mathcal{Q} - \tilde{\mathcal{Q}}\|_2 + \sigma_{n_{\mathcal{P}}+1}(\mathbf{Z}) \|\tilde{\mathbf{S}}\|_2 + \sigma_{n_{\mathcal{Q}}+1}(\mathbf{S}) \|\tilde{\mathbf{Z}}\|_2 \right) \\ &\quad + 2 \sum_{i=r+1}^{\tilde{n}} \sigma_i(\tilde{\mathcal{H}}) + 2 \sum_{i=\tilde{n}+1}^n \sigma_i(\mathcal{H}) + \mathcal{O}(\|\mathcal{P} - \tilde{\mathcal{P}}\|_2^2) + \mathcal{O}(\|\mathcal{Q} - \tilde{\mathcal{Q}}\|_2^2) + \mathcal{O}(\|\mathcal{P} - \tilde{\mathcal{P}}\|_2 \|\mathcal{Q} - \tilde{\mathcal{Q}}\|_2) \end{aligned} \quad (4.27)$$

with $c_1 := (\|\tilde{\mathbf{Z}}^\dagger\|_2 + C(\tilde{\mathcal{P}})) \|\tilde{\mathbf{S}}\|_2$, $c_2 := (\|\tilde{\mathbf{S}}^\dagger\|_2 + C(\tilde{\mathcal{Q}})) \|\tilde{\mathbf{Z}}\|_2$.

Proof. Assumption 2.7 and Theorem 2.6 allow us to study the reformulation (2.11), which itself is equivalent to (3.7). By assumptions, the Gramians for this system satisfy the LMIs (4.26) such that we can apply [38, Thm. 6] to obtain the error bound (3.4). Using Proposition 4.10 to estimate the Hankel singular values, we obtain

$$\begin{aligned} \frac{\|\mathbf{y} - \tilde{\mathbf{y}}\|_{L^2}}{\|\mathbf{u}\|_{L^2}} &\leq 2 \sum_{i=r+1}^{\tilde{n}} \sigma_i(\mathcal{H}) + 2 \sum_{i=\tilde{n}+1}^n \sigma_i(\mathcal{H}) \\ &\leq 2 \sum_{i=r+1}^{\tilde{n}} \left(\sigma_i(\tilde{\mathcal{H}}) + \sigma_1(\mathcal{H} - \tilde{\mathcal{H}}) \right) + 2 \sum_{i=\tilde{n}+1}^n \sigma_i(\mathcal{H}) \\ &= 2(\tilde{n} - r) \sigma_1(\mathcal{H} - \tilde{\mathcal{H}}) + 2 \sum_{i=r+1}^{\tilde{n}} \sigma_i(\tilde{\mathcal{H}}) + 2 \sum_{i=\tilde{n}+1}^n \sigma_i(\mathcal{H}). \end{aligned}$$

Then, using Proposition 4.10 in combination with Remark 4.11 and Theorem 4.12 we directly get the statement of Theorem 4.14. \square

Several remarks are in order for the practical use of Theorem 4.8 and Theorem 4.14.

- (i) The norms $\|\mathcal{P} - \tilde{\mathcal{P}}\|_2$ and $\|\mathcal{Q} - \tilde{\mathcal{Q}}\|_2$ in (4.27) can be efficiently estimated using Theorem 4.8, which in turn can be used to fix the exit tolerance for the subspace

projection employed in [Line 5](#) and the exit tolerance for [Algorithm 1](#). In particular, considering $\gamma = 1$, we can we require

$$\|\mathbf{R}_k\|_F \leq \frac{\sigma_{\min}(\mathcal{A})}{3} \mathbf{tol} \quad \text{and} \quad \left(\|\tilde{\mathbf{Z}}_k\|_F + \|\tilde{\mathbf{Z}}_{k-1}\|_F \right) \|\tilde{\mathbf{Z}}_k - \tilde{\mathbf{Z}}_{k-1}\|_F \leq \frac{1}{2} \mathbf{tol}$$

during [Algorithm 1](#) to obtain $\|\mathbf{X} - \mathbf{X}_k\|_2 \leq \mathbf{tol}$.

- (ii) The term $2 \sum_{i=\tilde{n}+1}^n \sigma_i(\mathcal{H})$ can be reasonably assumed to be negligible with respect to the contribution of the other terms in [\(4.27\)](#), thus we neglect it in practice.
- (iii) The solution \mathbf{X} of [\(4.4\)](#) is never formed explicitly, indeed only the possible low-rank approximate Cholesky factor $\tilde{\mathbf{Z}}$ is determined. In view of the proposed Krylov subspace method discussed in [Section 4.2.1](#), the Cholesky factor is obtained by computing the singular value decomposition of the symmetric solution \mathbf{Y} of [\(4.9\)](#), i.e.,

$$\mathbf{Y} = \mathbf{U}^Y \boldsymbol{\Sigma}^Y (\mathbf{U}^Y)^\top, \quad \mathbf{U}^Y := [\mathbf{U}_1^Y \quad \mathbf{U}_2^Y], \quad \boldsymbol{\Sigma}^Y := \begin{bmatrix} \boldsymbol{\Sigma}_1^Y & \mathbf{0} \\ \mathbf{0} & \boldsymbol{\Sigma}_2^Y \end{bmatrix},$$

and then truncating using the approximation $\tilde{\mathbf{Y}} := \mathbf{U}_1^Y \boldsymbol{\Sigma}_1^Y (\mathbf{U}_1^Y)^\top$, which implies $\|\mathbf{Y} - \tilde{\mathbf{Y}}\|_2 = \sigma_1(\boldsymbol{\Sigma}_2^Y)$. The Cholesky factor is formed as $\tilde{\mathbf{Z}} = \mathbf{V} \mathbf{U}^Y (\boldsymbol{\Sigma}_1^Y)^{1/2}$, where the columns of \mathbf{V} form the basis of the Krylov subspace. In particular, $\tilde{\mathbf{Z}}$ is in the form of [Theorem 4.12](#). It is reasonable to choose $\sigma_1(\boldsymbol{\Sigma}_2^Y)$ as the first singular value of \mathbf{Y} smaller than \mathbf{tol} . Then one can easily verify that $\|\mathbf{Z}^\dagger\|_2 \approx \frac{1}{\sqrt{\mathbf{tol}}}$.

- (iv) Using the previous observations, [Remark 4.13](#), and the rapid decay of the singular value of the Gramians, $C(\tilde{\mathcal{P}}) (C(\tilde{\mathcal{Q}})) \approx \frac{1}{\sqrt{\mathbf{tol}}}$. Moreover, $\sigma_{n_P+1}(\tilde{\mathbf{Z}}) (\sigma_{n_Q+1}(\tilde{\mathbf{S}}))$ can be estimated as $\sqrt{\mathbf{tol}}$.
- (v) Normalizing the Gramians during [Algorithm 1](#) gives $\|\tilde{\mathbf{Z}}\|_2, \|\tilde{\mathbf{S}}\|_2 \approx 1$. Then, considering the previous observations, the relative error bound [\(4.27\)](#) simplifies to

$$\frac{\|\mathbf{y} - \tilde{\mathbf{y}}\|_{L^2}}{\|\mathbf{u}\|_{L^2}} \lesssim 2(\tilde{n} - r) (6\sqrt{\mathbf{tol}}) + 2 \sum_{i=r+1}^{\tilde{n}} \sigma_i(\tilde{\mathcal{H}}), \quad (4.28)$$

where we can reasonably neglect the second order terms. Relation [\(4.28\)](#) can be used as a practical error estimate.

5. NUMERICAL EXPERIMENTS

In this section we show numerical results to validate our method. We first test our approach on the so called constrained mass-spring-damper system and then we apply it to the instationary Stokes control system. With these test problems we demonstrate that the MOR method developed, and the certified numerics for the resolution of GLE, are effective.

All the computations were performed using MATLAB 2023a on a laptop with a Apple M2 Pro processor. The codes for the test problems considered are available in [\[30\]](#).

5.1. Constrained mass-spring-damper system. We consider the holonomically constrained mass-spring-damper system presented in [\[31, Sec. 4\]](#). The vibration of this system

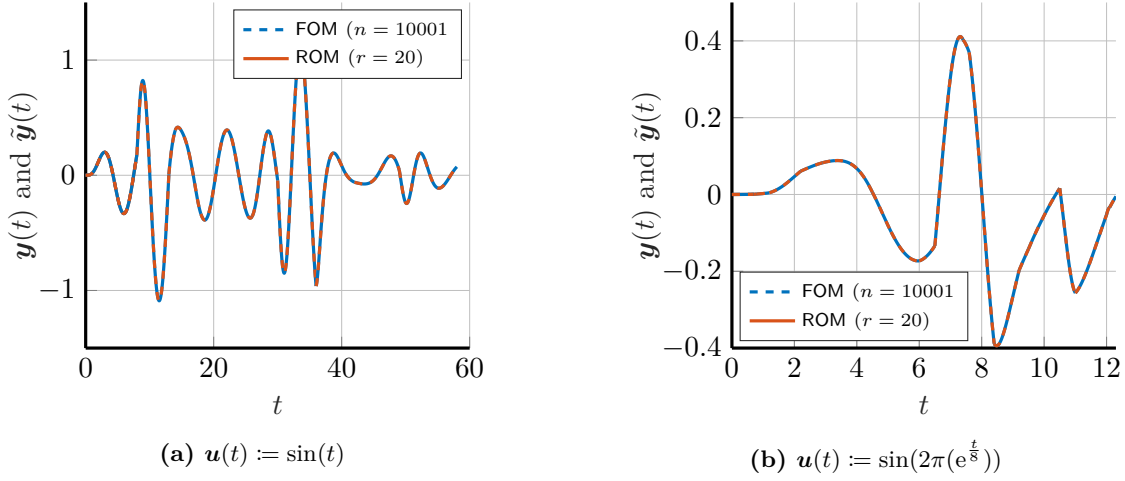


Figure 1 – Constrained mass-spring-damper system with $M = 5$ modes. Qualitative comparison of full and reduced outputs (specifically second output) for two different switching paths and input signals.

is described by the descriptor system

$$\begin{cases} \dot{\mathbf{p}}(t) = \mathbf{v}(t), & \mathbf{M}\dot{\mathbf{v}}(t) = \mathbf{K}\mathbf{p}(t) + \mathbf{D}\mathbf{v}(t) - \mathbf{G}^\top \boldsymbol{\lambda}(t) + \mathbf{B}_2 \mathbf{u}(t), \\ \mathbf{0} = \mathbf{G}\mathbf{p}(t), \\ \mathbf{y}(t) = \mathbf{C}_1 \mathbf{p}(t), \end{cases} \quad (5.1)$$

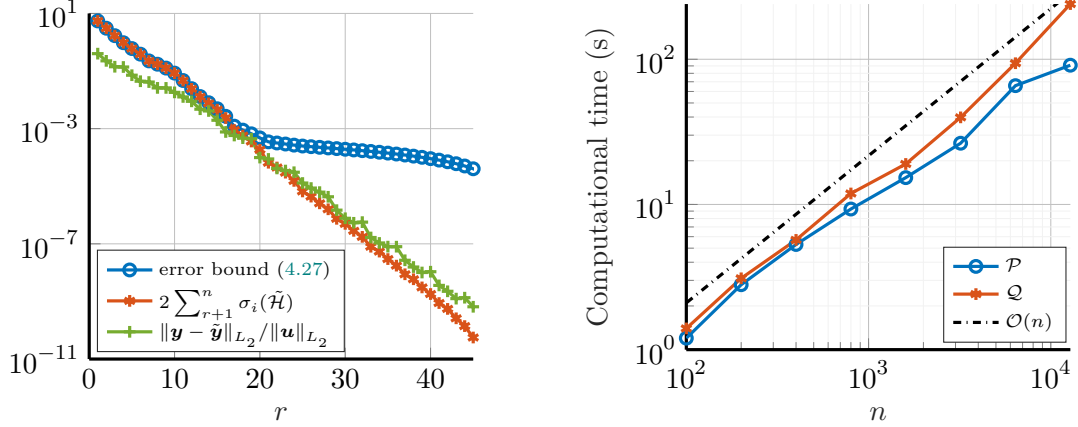
where $\mathbf{p}(t) \in \mathbb{R}^g$ is the position vector, $\mathbf{v}(t) \in \mathbb{R}^g$ is the velocity vector, $\boldsymbol{\lambda}(t) \in \mathbb{R}$ is the Lagrange multiplier, $\mathbf{M} = \text{diag}(m_1, \dots, m_g)$ is the mass matrix, \mathbf{D} and \mathbf{K} are the tridiagonal damping and stiffness matrices, $\mathbf{G} = [1, 0, \dots, 0, -1] \in \mathbb{R}^g$ is the constraint matrix, $\mathbf{B}_2 = \mathbf{e}_1$, and $\mathbf{C}_1 = [\mathbf{e}_1, \mathbf{e}_2, \mathbf{e}_{g-1}]^\top$ where \mathbf{e}_j denotes the j th column of the identity matrix \mathbf{I}_g . The descriptor system arising from (5.1) is of index 3 and its associated matrices read

$$\mathbf{E} := \begin{bmatrix} \mathbf{I}_g & \mathbf{0} & \mathbf{0} \\ \mathbf{0} & \mathbf{M} & \mathbf{0} \\ \mathbf{0} & \mathbf{0} & \mathbf{0} \end{bmatrix}, \quad \mathbf{A} := \begin{bmatrix} \mathbf{0} & \mathbf{I}_g & \mathbf{0} \\ \mathbf{K} & \mathbf{D} & -\mathbf{G}^\top \\ \mathbf{G} & \mathbf{0} & \mathbf{0} \end{bmatrix}, \quad \mathbf{B} := \begin{bmatrix} \mathbf{0} \\ \mathbf{B}_2 \\ \mathbf{0} \end{bmatrix}, \quad \mathbf{C} := \begin{bmatrix} \mathbf{C}_1^\top \\ \mathbf{0} \\ \mathbf{0} \end{bmatrix}^\top. \quad (5.2)$$

Considering g masses, the state dimension of the system is $n = 2g + 1$, while input and output dimensions are $m = 1$ and $p = 3$. The specific setting of parameters is taken from [31, Sec. 4]. Note that the matrices in (5.2) are sparse, and the kernel of \mathbf{E} is of dimension one. To obtain a switched system, we sample the matrices

$$\mathbf{E}_j := \mathbf{E} + \mathcal{U}_{[0,1]} \mathbf{E}, \quad \mathbf{A}_j := \mathbf{A} + \begin{bmatrix} \mathbf{0} & \mathbf{0} & \mathbf{0} \\ \mathbf{0} & \mathcal{U}_{[0,0.35]} \mathbf{I}_g & \mathbf{0} \\ 0.5\mathbf{e}_{j+1}^\top & \mathbf{0} & \mathbf{0} \end{bmatrix}, \quad \mathbf{B}_j := \mathbf{B} + \begin{bmatrix} \mathbf{e}_j \\ \mathbf{e}_j \\ \mathbf{0} \end{bmatrix} \quad (5.3)$$

for $j = 2, \dots, M$, with $j = 1$ given by (5.2), and where $\mathcal{U}_{[a,b]}$ denotes the uniform distribution in the interval $[a, b]$. With these choices, all finite eigenvalues of $(\mathbf{E}_j, \mathbf{A}_j)$ have negative real part and Assumption 2.7 (i) holds, i.e., there are no jumps in the state due to the input. Moreover, the algebraic constraints are different for each mode and the input matrices



(a) Decay of the scaled reduction error and error estimate with respect to the reduced dimension r .

(b) Computational time to solve the GLEs with respect to the size of the full problem n .

Figure 2 – Constrained mass-spring-damper system. The input signal used to produce Figure 2a is $\mathbf{u}(t) := \sin(t)$.

of each mode are linearly independent. For our numerical experiments we choose $M = 5$ modes and for clarity we only report the second output.

In our first experiment, we consider a FOM with $g = 5000$ masses and construct a ROM of size $r = 20$ and compare the ROM and the FOM with two different input functions and switching signals. The results are presented in Figure 1, detailing that we can accurately represent the system dynamics for different inputs and different switching signals with the reduced model. In our second experiment, we construct ROMs for varying sizes of the reduced dimension. The decay of the approximated Hankel singular values (red), the modified error bound (4.28) derived from Theorem 4.14 (blue), and the relative reduction error (green) with respect to the size of the reduced problem r are given in Figure 2b. The GLEs to compute the approximated Gramians is solved with an accuracy of $\text{tol} = 10^{-12}$ such that (4.28) indicates that we can at most predict an error around roughly 10^{-6} . This is indeed confirmed by the plot. The sum of the neglected singular values is not enough to guarantee the upper bound of the reduction error when the reduced dimension is large enough, while the error estimate derived in Theorem 4.14 is a reliable upper bound. In our third experiment for the constrained mass-spring-damper system, reported in Figure 2b, we present the computational time to solve the GLEs with respect to the size of the full problem n . The expected linear increase confirms that our implementation for sparse matrices is effective.

Finally, to evaluate the impact of Assumption 2.7(i), we consider a switched DAE with two modes. The first mode $(\mathbf{E}_1, \mathbf{A}_1, \mathbf{B}_1, \mathbf{C}_1)$ is equivalent to the reference system (5.2) and the second mode $(\mathbf{E}_2, \mathbf{A}_2, \mathbf{B}_2, \mathbf{C}_2)$ is such that \mathbf{E}_2 is equal to \mathbf{E}_1 but with the last non-zero row set to zero, \mathbf{A}_2 modifies \mathbf{A}_1 in such a way that the index of the DAE is still three and that the finite eigenvalue of $(\mathbf{E}_2, \mathbf{A}_2)$ have negative real part. The matrices $(\mathbf{B}_2, \mathbf{C}_2)$ are equal to $(\mathbf{B}_1, \mathbf{C}_1)$. The resulting switched system does not satisfy Assumption 2.7(i). Therefore, we compute the reachability Gramian by solving (3.10) instead of (3.1a). Figure 3a compares the third output of the full and reduced system. The ROM matches the output of the FOM well, and we can also observe the jumps in the output variable, which, for this test

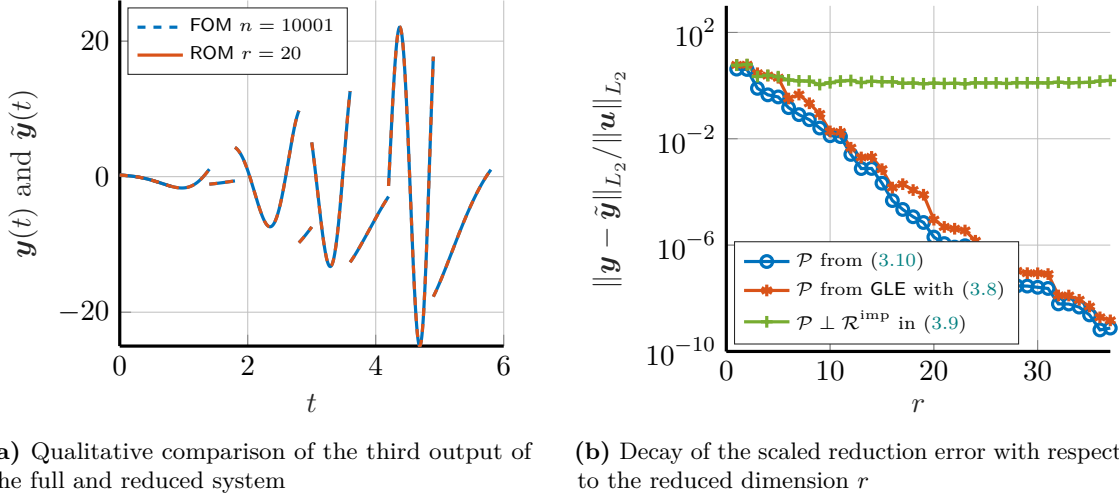


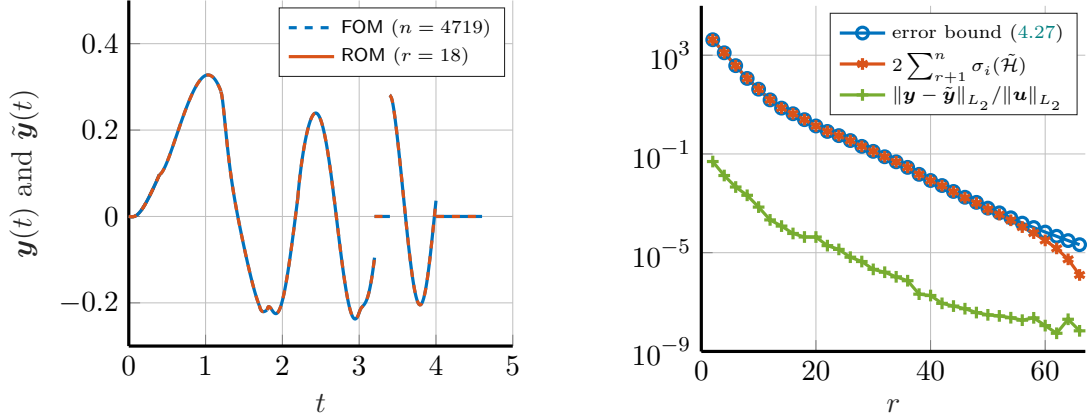
Figure 3 – Constrained mass-spring-damper system with $M = 2$ allowing input dependent state-jumps. The input used is $\mathbf{u}(t) := \sin(t^2 + t)$.

example, are entirely caused by the state jumps at the switching times. In Figure 3b, we compare the reduction error with respect to the size of the reduced problem for reduced systems computed using \mathcal{P} from (3.10) (blue line) and \mathcal{P} from the GLE using the matrices in (3.8) (red). Moreover, to have a worst-case scenario, we artificially compute \mathcal{P} from (3.8) but enforce orthogonality with respect to the set \mathcal{R}^{imp} defined in (3.9) (green line). For the constructed third case, we observe no decay in the reduction error since the reduced system cannot approximate the jumps at the switching times. Moreover, the blue line is always below the red line. In general, when input state jumps are possible, one should always solve (3.10) to obtain \mathcal{P} since, without including the vectors originating the input jumps, there is no guarantee that \mathcal{P} solving GLE without the terms $\mathcal{B}_j^{\text{imp}}$ in (3.11) encloses the information to well represents the input state jumps, therefore the reduction error may not decay at all, as the green line shows.

5.2. Instationary Stokes equations. The Stokes equations describe the flow of fluids at very low velocities without convection and coincide with the linearization of the Navier-Stokes equations around the zero-state. After a semi-discretization in space (see [9] which is based on [44]), we obtain the descriptor system

$$\begin{cases} \dot{\mathbf{v}}(t) = \nu \mathbf{A}_{11} \mathbf{v}(t) + \mathbf{A}_{12} \boldsymbol{\rho}(t) + \mathbf{B}_1 \mathbf{u}(t), \\ \mathbf{0} = \mathbf{A}_{12}^\top \mathbf{v}(t) + \mathbf{B}_2 \mathbf{u}(t), \\ \mathbf{y}(t) = \mathbf{C}_1 \mathbf{v}(t) + \mathbf{C}_2 \boldsymbol{\rho}(t), \end{cases} \quad (5.4)$$

where $\mathbf{v}(t) \in \mathbb{R}^{n_v}$ and $\boldsymbol{\rho}(t) \in \mathbb{R}^{n_\rho}$ are the semidiscretized vectors of velocities and pressures, respectively. The DAE (5.4) has index two and the order $n = n_v + n_\rho$ of system (5.4) depends on the fineness of the discretization and is usually very large, whereas the number m of inputs and the number p of outputs are typically small. The representation of system



(a) Qualitative comparison of full and reduced outputs (specifically third output)

(b) Decay of the scaled reduction error with respect to the reduced dimension r

Figure 4 – Instationary Stokes problem with $M = 5$. The input used is $u(t) := \sin(t^2 + t)$

(5.4) in the standard DAE form reads as

$$E = \begin{bmatrix} I & 0 \\ 0 & 0 \end{bmatrix}, \quad A = \begin{bmatrix} \nu A_{11} & A_{12} \\ A_{12}^\top & 0 \end{bmatrix}, \quad B = \begin{bmatrix} B_1 \\ B_2 \end{bmatrix}, \quad C = [C_1 \ C_2]. \quad (5.5)$$

To form a switched DAE we assume that system (5.4) is switching the diffusion ν in the interval $[0.65, 1.35]$. In particular, based on the number of chosen modes, we select the values of ν uniformly spaced in this interval. We consider $m = 3$ and $p = 3$ for the input and output dimensions, the matrices (E_j, B_j, C_j) are chosen as

$$E_j := E + \mathcal{U}_{[0,1]} E, \quad B_j := B + \begin{bmatrix} e_j & e_{j+1} & e_{n_v+j} \end{bmatrix}, \quad C_j := C + \begin{bmatrix} e_j & e_{j+1} & e_{n_v+j} \end{bmatrix}^\top$$

for $j = 2, \dots, M$, with $j = 1$ given by (5.5) and where e_j is the j th column of the identity matrix I_n . This choice allows verifying Assumption 2.7 (i) and to have a sparse orthonormal representation for the kernel of E_j that has dimension n_ρ , i.e., it increases linearly with respect to the total dimension n of the system. In Figure 4a, we compare the FOM of dimension $n = 4719$ with the ROM of dimension $r = 18$ for the input $u(t) := \sin(t^2 + t)$, observing a good match of the outputs. We emphasize that the output jumps are entirely due to the output matrix C_j switching. In Figure 4b, we demonstrate that for the exact switching signal and same input as in Figure 4a, the classical error bound is indeed bounding the actual error without the additional need for the modified error bound. The GLE for this test problem is solved with an accuracy of $\text{tol} = 10^{-12}$.

6. CONCLUSIONS AND PERSPECTIVES

We introduced a novel MOR method for SDAEs. This is the first contribution of its kind, specifically designed to handle large-scale systems with a generic external switching signal. Importantly, our method provides an a priori bound for the error between the output of the full and reduced problem, a feature not previously available for MOR for switched descriptor systems. Our twofold contribution significantly advances the field of model reduction for SDAEs:

- (i) We show that a reduced order system can be constructed with a balancing reduction method. First, this is shown for a particular class of switched DAEs; then, we discuss how the method can handle also the generic class of switched DAEs.
- (ii) We show how to solve the GLE with prescribed accuracy efficiently. Then, we use the obtained results to derive, assuming certain LMIs are verified, a rigorous a priori error bound for the reduction error. We motivate theoretically and practically why the classical balancing error bound cannot be reliable for our approximation method.

The numerical results confirm our theoretical findings. The a priori error bound relies on the fact that the exact solution of the stationary iteration algorithm for the solution of the GLE satisfies the set of LMIs. Due to rescaling operations, this assumption may not hold. Therefore, we highlight that enforcing the verification of the LMIs for the computed Gramians is crucial. A possible way to tackle the problem is to formulate it as a matrix nearness problem where the computed Gramians are modified through a certain minimum-norm low-rank perturbation in order to satisfy the set of LMIs.

ACKNOWLEDGMENT

MM acknowledges funding by the BMBF (grant no. 05M22VSA). BU is funded by Deutsche Forschungsgemeinschaft (DFG, German Research Foundation) under Germany's Excellence Strategy - EXC 2075 - 390740016. Both authors acknowledge the support by the Stuttgart Center for Simulation Science (SimTech).

REFERENCES

- [1] A. C. ANTOUNAS. *Approximation of large-scale dynamical systems*. Adv. Des. Control. Society for Industrial and Applied Mathematics, Philadelphia, PA, USA, 2005.
- [2] M. BAŞTUĞ, M. PETRECKZY, R. WISNIEWSKI, AND J. LETH. *Model reduction by nice selections for linear switched systems*. *IEEE Trans. Automat. Control*, 61(11):3422–3437, 2016.
- [3] P. BENNER AND T. BREITEN. *Interpolation-based \mathcal{H}_2 -model reduction of bilinear control systems*. *SIAM J. Matrix Anal. Appl.*, 33(3):859–885, 2012.
- [4] P. BENNER AND T. BREITEN. *Low rank methods for a class of generalized Lyapunov equations and related issues*. *Numer. Math.*, 124:441–470, 2013.
- [5] P. BENNER AND T. DAMM. *Lyapunov equations, energy functionals, and model order reduction of bilinear and stochastic systems*. *SIAM J. Cont. Optim.*, 49(2):686–711, 2011.
- [6] T. BERGER, A. ILCHMANN, AND S. TRENN. *The quasi-Weierstraß form for regular matrix pencils*. *Linear Algebra Appl.*, 436(10):4052–4069, 2012.
- [7] T. BREITEN AND E. RINGH. *Residual-based iterations for the generalized Lyapunov equation*. *BIT Numer. Math.*, 59:823–852, 2019.
- [8] D. CHENG. *Stabilization of planar switched systems*. *Systems Control Lett.*, 51:79–88, 2004.
- [9] T. M. COMMUNITY. *Stokes equation*. MORwiki – Model Order Reduction Wiki, 2018.
- [10] M. CONDON AND R. IVANOV. *Nonlinear systems – algebraic gramians and model reduction*. *Compel*, 24(1):202–219, 2005.
- [11] T. DAMM. *Direct methods and ADI-preconditioned Krylov subspace methods for generalized Lyapunov equations*. *Numer. Lin. Alg. Appl.*, 15(9):853–871, 2008.
- [12] T. DAMM. *Rational Matrix Equations in Stochastic Control*. Lecture Notes in Control and Information Sciences. Springer-Verlag, 2004.
- [13] G. DULLERUD AND F. PAGANINI. *A Course in Robust Control Theory a convex approach*. 01 2000.
- [14] F. R. GANTMACHER. *The Theory of Matrices*, volume 2. Chelsea, New York, 1959.
- [15] I. V. GOSEA, M. PETRECKZY, AND A. C. ANTOULAS. *Data-driven model order reduction of linear switched systems in the Loewner framework*. *SIAM J. Sci. Comput.*, 40(2):B572–B610, 2018.
- [16] I. V. GOSEA, M. PETRECKZY, A. C. ANTOULAS, AND C. FITER. *Balanced truncation for linear switched systems*. *Adv. Comput. Math.*, 44(6):1845–1886, 2018.

- [17] I. V. GOSEA, I. PONTES DUFF, P. BENNER, AND A. C. ANTOLAS. [Model order reduction of switched linear systems with constrained switching](#). In J. FEHR AND B. HAASDONK, editors, *IUTAM Symposium on Model Order Reduction of Coupled Systems, Stuttgart, Germany, May 22–25, 2018*, volume 36 of *IUTAM Bookseries*, pages 41–53. Springer-Verlag, 2020.
- [18] R. A. HORN AND C. R. JOHNSON. *Matrix Analysis*. Matrix Analysis. Cambridge University Press, 1985.
- [19] R. A. HORN AND C. R. JOHNSON. *Topics in Matrix Analysis*. Cambridge University Press, 1991.
- [20] M. S. HOSSAIN. [Reduced realizations and model reduction for switched linear systems: a time-varying approach](#). PhD thesis, University of Groningen, 2022.
- [21] M. S. HOSSAIN AND S. TRENN. [Model reduction for switched differential-algebraic equations with known switching signal](#). Technical report, University of Groningen, 2023.
- [22] M. S. HOSSAIN AND S. TRENN. [Midpoint-based balanced truncation for switched linear systems with known switching signal](#). *IEEE Trans. Automat. Control*, 69(1):535–542, 2024.
- [23] E. JARLEBRING, G. MELE, D. PALITTA, AND E. RINGH. [Krylov methods for low-rank commuting generalized Sylvester equations](#). *Numer. Lin. Alg. Appl.*, 28(6):e2176, 2018.
- [24] D. KRESSNER AND P. SIRKOVIĆ. [Truncated low-rank methods for solving general linear matrix equations](#). *Numer. Lin. Alg. Appl.*, 22(3):564–583, 2015.
- [25] P. KUNKEL AND V. MEHRMANN. *Differential-Algebraic Equations. Analysis and Numerical Solution*. European Mathematical Society, Zürich, 2006.
- [26] F. KÜSTERS AND S. TRENN. [Duality of switched DAEs](#). *Math. Control Signals Systems*, 28(3):25, 2016.
- [27] P. LANCASTER AND M. TISMENETSKY. *The Theory of Matrices: With Applications*. Computer Science and Scientific Computing. Elsevier Science, 2 edition, 1985.
- [28] D. LIBERZON. *Switching in Systems and Control*. Springer Science & Business Media, New York, NY, USA, 2003.
- [29] D. LIBERZON AND S. TRENN. [Switched nonlinear differential algebraic equations: Solution theory, lyapunov functions, and stability](#). *Automatica*, 48(5):954–963, 2012.
- [30] M. MANUCCI. [Mattiamanucci/sdae-mor](#), April 2024.
- [31] V. MEHRMANN AND T. STYKEL. [Balanced truncation model reduction for large-scale systems in descriptor form](#). In P. BENNER, D. C. SORESENSEN, AND V. MEHRMANN, editors, *Dimension Reduction of Large-Scale Systems*, volume 45 of *Lecture Notes in Computational Science and Engineering*, pages 83–115. Springer-Verlag, 2005.
- [32] V. MEHRMANN AND B. UNGER. [Control of port-Hamiltonian differential-algebraic systems and applications](#). *Acta Numer.*, 32:395–515, 2023.
- [33] N. MONSHIZADEH, H. L. TRENTelman, AND M. K. CAMLIBEL. [A simultaneous balanced truncation approach to model reduction of switched linear systems](#). *IEEE Trans. Automat. Control*, 47(12):3118–3131, 2012.
- [34] A. V. PAPADOPOULOS AND M. PRANDINI. [Model reduction of switched affine systems: a method based on balanced truncation and randomized optimization](#). In *Proc. 17th Int. Conf. Hybrid Syst. Comput. Control*, pages 113–122, Berlin, Germany, 2014.
- [35] A. V. PAPADOPOULOS AND M. PRANDINI. [Model reduction of switched affine systems](#). *Automatica J. IFAC*, 70:57–65, 2016.
- [36] S. PEITZ AND S. KLUS. [Koopman operator-based model reduction for switched-system control of PDEs](#). *Automatica J. IFAC*, 106:184–101, 2019.
- [37] M. PETRECKZY AND I. V. GOSEA. [Model reduction and realization theory of linear switched systems](#). In C. BEATTIE, P. BENNER, M. EMBREE, S. GUGERCIN, AND S. LEFTERIU, editors, *Realization and Model Reduction of Dynamical Systems*, pages 197–212. Springer-Verlag, 2022.
- [38] M. PETRECKZY, R. WISNIEWSKI, AND J. LETH. [Balanced truncation for linear switched systems](#). *Nonlinear Anal. Hybrid Syst.*, 10:4–20, 2013.
- [39] I. PONTES DUFF, S. GRUNDEL, AND P. BENNER. [New gramians for switched linear systems: Reachability, observability, and model reduction](#). *IEEE Trans. Automat. Control*, 65(6):2526–2535, 2020.
- [40] Y. SAAD. [Numerical solution of large Lyapunov equations](#). In *Proceedings of the international symposium MTNS-89 signal processing, scattering, operator theory, and numerical methods.*, 1990.
- [41] S. SAJJA, M. CORLESS, E. ZEHEB, AND R. SHORTEN. [On dimensionality reduction and the stability of a class of switched descriptor systems](#). *Automatica J. IFAC*, 49:1855–1860, 2013.

- [42] S. SAJJA, M. CORLESS, E. ZEHEB, AND R. SHORTEN. [Some stability tests for switched descriptor systems](#). *Automatica J. IFAC*, 106:257–265, 2019.
- [43] G. SCARCIOTTI AND A. ASTOLFI. [Model reduction for hybrid systems with state-dependent jumps](#). *IFAC-PapersOnLine*, 49(18):850–855, 2016.
- [44] M. SCHMIDT. [Systematic discretization of input/output maps and other contributions to the control of distributed parameter systems](#). PhD thesis, TU Berlin, 2007.
- [45] H. SCHNEIDER. [Positive operators and an inertia theorem](#). *Numer. Math.*, 7:11–17, 1965.
- [46] P. SCHULZE AND B. UNGER. [Model reduction for linear systems with low-rank switching](#). *SIAM J. Cont. Optim.*, 56(6):4365–4384, 2018.
- [47] H. SCHWETLICK AND U. SCHNABEL. [Iterative computation of the smallest singular value and the corresponding singular vectors of a matrix](#). *Linear Algebra Appl.*, 371:1–30, 2003.
- [48] H. R. SHAKER AND R. WISNIEWSKI. [Model reduction of switched systems based on switching generalized Gramians](#). *Int. J. Innov. Comput. I.*, 8(7(B)):5025–5044, 2012.
- [49] S. D. SHANK, V. SIMONCINI, AND D. B. SZYLD. [Efficient low-rank solution of generalized Lyapunov equations](#). *Numer. Math.*, 134(2):327–342, 2016.
- [50] V. SIMONCINI. [A new iterative method for solving large-scale lyapunov matrix equations](#). *SIAM Journal on Scientific Computing*, 29(3):1268–1288, 2007.
- [51] V. SIMONCINI. [Computational methods for linear matrix equations](#). *SIAM Rev.*, 58(3):377–441, 2016.
- [52] G. W. STEWART AND J. SUN. *Matrix perturbation theory*. Academic Press, Boston, 1990.
- [53] Z. SUN AND S. GE. *Switched Linear Systems: Control and Design*. Springer-Verlag, 2005.
- [54] S. TRENN. *Distributional differential algebraic equations*. Dissertation, Institut für Mathematik, Technische Universität Ilmenau, Universitätsverlag Ilmenau, Germany, 2009.
- [55] S. TRENN. [Regularity of distributional differential algebraic equations](#). *Math. Control Signals Systems*, 21(3):229–264, 2009.
- [56] S. TRENN. [Switched differential algebraic equations](#). In F. VASCA AND L. IANELLI, editors, *Dynamics and Control of Switched Electronic Systems. Advances in Industrial Control.*, pages 189–216. Springer-Verlag, 2012.
- [57] S. TRENN. [Solution concepts for linear DAEs: a survey](#). In A. ILCHMANN AND T. REIS, editors, *Surveys in Differential-Algebraic Equations I*, chapter 3, pages 137–172. Springer, Berlin/Heidelberg, 1st edition, 2013.
- [58] B. UNGER AND S. GUGERCIN. [Kolmogorov \$n\$ -widths for linear dynamical systems](#). *Adv. Comput. Math.*, 45(5–6):2273–2286, 2019.
- [59] K.-T. WONG. [The eigenvalue problem \$\lambda Tx + Sx\$](#) . *J. Differential Equations*, 16(2):270–280, 1974.
- [60] W. M. WONHAM. [On a matrix Riccati equation of stochastic control](#). *SIAM J. Cont.*, 6(4):681–697, 1968.
- [61] L. WU AND W. X. ZHENG. [Weighted \$\mathcal{H}_\infty\$ model reduction for linear switched systems with time-varying delay](#). *Automatica J. IFAC*, 45:186–193, 2009.

* STUTTGART CENTER FOR SIMULATION SCIENCE (SC SimTECH), UNIVERSITY OF STUTTGART, UNIVERSITÄTSSTR. 32, 70569 STUTTGART, GERMANY

Email address: {mattia.manucci,benjamin.unger}@simtech.uni-stuttgart.de