

Automated Evaluation of Large Vision-Language Models on Self-driving Corner Cases

Yanze Li^{1*}, Wenhua Zhang^{1*}, Kai Chen^{2*}, Yanxin Liu¹, Pengxiang Li¹,
Ruiyuan Gao³, Lanqing Hong⁴, Meng Tian⁴, Xinhai Zhao⁴, Zhenguo Li⁴,
Dit-Yan Yeung², Huchuan Lu¹, and Xu Jia^{1†}

¹ Dalian University of Technology

² Hong Kong University of Science and Technology

³ The Chinese University of Hong Kong ⁴ Huawei Noah's Ark Lab

<https://coda-dataset.github.io/coda-lm/>

Abstract. Large Vision-Language Models (LVLMs), due to the remarkable visual reasoning ability to understand images and videos, have received widespread attention in the autonomous driving domain, which significantly advances the development of interpretable end-to-end autonomous driving. However, current evaluations of LVLMs primarily focus on the multi-faceted capabilities in common scenarios, lacking quantifiable and automated assessment in autonomous driving contexts, let alone severe road corner cases that even the state-of-the-art autonomous driving perception systems struggle to handle. In this paper, we propose CODA-LM, a novel vision-language benchmark for self-driving, which provides the first automatic and quantitative evaluation of LVLMs for interpretable autonomous driving including general perception, regional perception, and driving suggestions. CODA-LM utilizes the texts to describe the road images, exploiting powerful text-only large language models (LLMs) without image inputs to assess the capabilities of LVLMs in autonomous driving scenarios, which reveals stronger alignment with human preferences than LVLM judges. Experiments demonstrate that even the closed-sourced commercial LVLMs like GPT-4V cannot deal with road corner cases well, suggesting that we are still far from a strong LVLM-powered intelligent driving agent, and we hope our CODA-LM can become the catalyst to promote future development.

Keywords: LVLM Evaluation · Autonomous Driving · Corner Case

1 Introduction

Large Vision-Language Models (LVLMs) [16, 26, 31, 46] have attracted increasing attention from research communities, primarily due to their remarkable visual reasoning capabilities. Notably, under the context of autonomous driving, powerful reasoning abilities are of paramount importance [19, 35]. Since traffic scenes are inherently complicated with high variance, self-driving systems must be able to comprehend the surroundings and make decisions properly.

Traditional autonomous driving systems adopt a modular design philosophy, integrating various modules such as perception, prediction, and planning. They

* Equal contribution. † Corresponding author. Contact: jiayushenyang@gmail.com

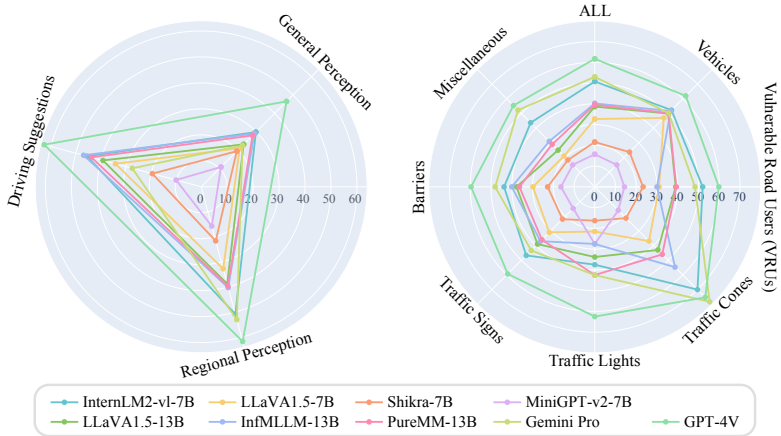


Fig. 1: Comparison of open-sourced and commercial LVLMs on CODA-LM, including *three principle tasks* (left) and *seven categories for regional perception* (right).

rely on data-driven algorithms and intricate rules to handle complex traffic scenarios. Despite that, however, they are still inadequate to generalize in the open domain, especially in addressing real-world *corner cases* [23]. These systems often suffer from unseen scenarios and unfamiliar objects. LVLMs, on the other hand, with their extensive world knowledge and reasoning capability, have the potential to overcome these severe challenges.

A preliminary attempt has been made in [41] to examine the ability of the powerful LVLM [31] in handling corner case scenarios. A subset of images have been selected from the CODA dataset [23] which focuses on unusual and unexpected scenarios that an autonomous vehicle might encounter. It shows that LVLMs could generalize well in out-of-distribution (OOD) road cases which are challenging for sensory perception system. However, the evaluation primarily relies on time-consuming, costly, and unscalable *manual inspections*. On the contrary, automated evaluation techniques are employed in general visual scenarios for the rapid development of LVLMs, including MME [13] using binary judgment and MMBench [27] with single-choice formats. However, such a simplified design is not sufficient to thoroughly evaluate LVLMs on complicated scenarios like self-driving, requiring both regional perception [17] and visual reasoning [35]. Thus, there is a necessity to develop a new benchmark for automated evaluation of LVLMs for corner cases in self-driving.

In this work, we introduce CODA-LM, a novel benchmark for systematic evaluation of LVLMs on road corner cases. First, we construct the CODA-LM dataset based on the widely used CODA [23] dataset, with three distinct tasks including *general perception*, *regional perception*, and *driving suggestions*. A meticulously designed pipeline is proposed for dataset construction, including *pre-annotation by the LVLM*, *visual prompt design*, and *manual verification and revision*. Subsequently, we demonstrate the necessity of utilizing the powerful LLM [32] as the “judge” to perform automated evaluation of LVLMs on CODA-LM, which reveals stronger consistency with human judges than the powerful LVLM [31]. We adopt

Dataset	Multimodal Corner		General Per.	Regional Per.	Suggestion
CODA [23]	✗	✓	✓	✓	✗
StreetHazards [18]	✗	✓	✓	✓	✗
nuScenes-QA [34]	✓	✗	✓	✗	✗
BDD-X [21]	✓	✗	✓	✗	✗
DRAMA [30]	✓	✗	✓	✓	✓
DriveLM [35]	✓	✗	✓	✓	✓
CODA-LM	✓	✓	✓	✓	✓

Table 1: Comparison between CODA-LM and existing datasets. CODA-LM is the first large-scale multimodal road corner case dataset for autonomous driving with a hierarchical evaluation framework, as discussed in Sec. 3 and 4, respectively.

the few-shot in-context learning (ICL) and meticulously designed evaluation criteria (*e.g.*, accuracy, hallucination penalty, and consistency) to compare the responses of different LVLMs with the manually-verified reference answers. As shown in Fig. 1, we fully evaluate LVLMs’ performance regarding the three tasks and seven road categories. Experiments demonstrate that several open-sourced LVLMs [12, 26, 42, 45, 46] perform closely with the commercial LVLMs [31, 36], even GPT-4V currently cannot deal with road corner cases very well, suggesting we are still far from a strong LVLm-powered driving agent, and we hope CODA-LM can promote the future development.

The main contributions of this work can be summarized as follows.

1. We propose CODA-LM, a novel benchmark to evaluate LVLm’s capability in addressing corner case scenarios in autonomous driving, comprising an automatic and systematic evaluation framework.
2. We demonstrate that the powerful LLM can serve as a reasonable judge to evaluate LVLMs, with in-context learning and carefully designed evaluation criteria, showing a higher consistency with human judgment than the powerful LVLm.
3. We comprehensively evaluate the the autonomous driving capabilities with existing LVLMs, identify their common issues, and provide suggestions for future research directions.

2 Related Work

LVLm Evaluation. MME [13] introduces manually designed question-answer pairs to measure both perception and cognition abilities on a total of 14 sub-tasks, converting evaluation results into binary (Yes/No) outputs for quantifiable analysis. MMBench [27] employs GPT-4 to transform free-form predictions into pre-defined multiple-choice questions and introduces the CircularEval strategy for a more robust evaluation. SEED-Bench-2 [22] adopts a similar format with MMBench but extends over 27 evaluation dimensions, evaluating LVLMs’ capabilities in image and text comprehension, interleaved image-text understanding, and generation tasks. The above evaluation method primarily relies on rigid, manually curated datasets. Auto-Bench [20] generates a vast array of question-answer-reasoning triplets by prompting LLMs [10, 15, 38], forming evaluation

data. Focus on specializing capability, VisIT-Bench [5] emphasizes the instruction following capacity of the LVLMs, while TouchStone [3] highlights the lack of direct evaluation for communicative skills and visual storytelling in LVLMs, not yet to accurately evaluate performance in complex tasks like self-driving.

Autonomous Driving Datasets. NuScenes-QA [34] manually constructs 460K question-answer pairs based on object attributes and the relationships between objects in scene graphs. BDD-X [21] focuses on the behavior of the ego car and provides corresponding reasons. While both datasets concentrate on general perception, DRAMA [30] and DriveLM [35] additionally pay attention to regional perception and driving suggestions. Specifically, DRAMA [30] identifies the most critical targets and offers the corresponding advice. DriveLM [35] promotes end-to-end autonomous driving understanding through the use of graph-structured question-answer pairs. However, autonomous driving systems often fail in corner cases, leading to severe accidents. StreetHazards [18] is a synthesized dataset where corner case scenes are simulated using computer graphics. CODA [23] is a real-world road corner case dataset, containing 5,000 driving scenes, spanning more than 30 object categories. As shown in Tab. 1, existing corner case datasets lack language modality, and vision-language datasets don’t cover corner case scenarios. Thus, we propose CODA-LM, the first large-scale multimodal road corner case dataset for self-driving with a hierarchical evaluation framework.

3 CODA-LM Dataset

We present the CODA-LM, a dataset constructed specifically for the autonomous driving, emphasizing the multimodal perception and planning in the corner case scenarios collected from the CODA [23] dataset. CODA-LM comprises 5,000 real-world driving scenarios with 28,000 instances of key entities textual annotations, and 10,000 corner case object texts, which addresses the notable gap in current autonomous driving multimodal datasets concerning the coverage of corner case circumstances. The critical entities affecting autonomous driving decision-making are categorized into seven distinct groups, including *vehicles*, *vulnerable road users (VRUs)*, *traffic signs*, *traffic lights*, *traffic cones*, *barriers*, and *miscellaneous* (e.g., animals and traffic islands).


CODA-LM involves three principal tasks, including the *general perception*, *regional perception*, and *driving suggestion*, as illustrated in Fig. 2. The **general perception** task focuses on describing the existence of all salient road objects and explaining why they would affect driving behavior, while the **regional perception** task is dedicated to location-aware perception, where given a bounding box of a specific corner case object, LVLMs are required to describe and explain its potential effect to the ego car. The **driving suggestion** task, instead, aims to provide the optimal driving advices based on the previous perception results. The systematic task hierarchy requires LVLMs to deeply understand the complex driving environments, providing a comprehensive assessment of the intelligent autonomous driving agents powered by LVLMs. Next, we explain the detailed data structure of the three tasks in Sec. 3.1 to 3.3, respectively.

Task1: General Perception

```

vehicles: {
  vehicles1_description: A green bus is directly
    in front of ego car, occupying the lane ...,
  vehicles1_explanation: The bus is a large, slow-moving
    vehicle that may obstruct the ego car's path ...,
},
vulnerable_road_users: {
  vulnerable_road_users1_description: Multiple
    cyclists in a bike lane ...,
  vulnerable_road_users1_explanation: Cyclists
    represent vulnerable road users, requiring the ego
    car to be careful ...,
},
traffic signs: {...},
...

```



Task2: Regional Perception

```

1: { description and explanation: A vertical post,
    often used to control or direct road traffic. This
    object indicates areas that are not accessible to
    vehicles ...,
    box: [1139,545,1180,719],
    category_name: bollard
  },
2: { description and explanation: A large, motorized
    vehicle designed to carry multiple passengers.
    This vehicle's presence directly ahead indicates
    that the ego car will need to maintain a safe
    distance ...,
    box: [501,157,819,561],
    category_name: bus
  }

```



Task3: Driving Suggestions

The ego car should **remain stationary and wait for the bus ahead** to move before proceeding. It should **monitor the SUV on the left** for any potential turns that could affect its path. **Keep a safe distance from the cyclists on the right** to ensure their safety as well as that of the car. Since **the traffic light is green**, the car can proceed once the path is clear, but it should remain alert for any changes in the light or unexpected movements from road users. **The presence of striped barriers on the right suggests to stay alert** to the possibility of a changing road layout or unexpected road conditions.

Fig. 2: Data example of CODA-LM with a hierarchical data structure, including general perception (up), regional perception (middle), and driving suggestions (bottom).

3.1 General Perception

The foundational aspect of the general perception task lies in the comprehensive understanding of key entities within driving scenes, including their appearance, location, and the reasons they influence driving. This task is pivotal in evaluating the proficiency of LVLMs in interpreting complex interactive scenes, mirroring the perception process in autonomous driving. Initially, we use images from the CODA dataset [23] and query the LVLm [31] to craft detailed textual descriptions via pre-defined prompts provided in Appendix A, which not only describe all the potential road obstacles in the traffic scenes but also provide explanation about why they would affect self-driving. Moreover, to comprehensively evaluate LVLMs' performance in different environments, we classify the images based on the time and weather conditions, including *night* and *daytime* scenes for time conditions, as well as *clear*, *cloudy*, and *rainy* circumstances for weathers.

3.2 Regional Perception

The regional perception task measures LVLMs' capability to understand corner case objects when provided with the specific bounding boxes, which involves

describing these objects, and explaining the reasons why they would influence the self-driving behavior. The establishment of regional perception is based on a core realization that the ability to accurately process corner case scenarios is crucial for enhancing the overall system’s robustness in the practical application of autonomous driving. These scenarios often contain complicated or unusual elements that traditional models might overlook or struggle to interpret correctly, such as *unique traffic signs*, *pedestrians with abnormal behavior*, or *atypical road conditions*. By specifically focusing on these cases, we can gain a comprehensive understanding of the model’s capability to comprehend corner case objects.

3.3 Driving Suggestions

The driving suggestions task aims to evaluate LVLMs’ capability in formulating driving advices in the autonomous driving domain. This task is closely related to the planning process of autonomous driving, requiring the model to provide optimal driving suggestions for the ego car after correctly perceiving the general and regional aspects of the current driving environment. Through the construction of the driving suggestions task, we can deeply evaluate the performance of LVLMs in formulating effective driving strategies.

4 CODA-LM Construction

4.1 Data Collection

Pipeline. For each sub-task in Sec. 3, we meticulously design specific prompts that guide the LVLM [31] to generate the textual pre-annotations based on the visual information. We start by constructing a comprehensive scene understanding data structure and prompt the LVLM to respond with the JSON formatted text, categorizing objects into seven classes based on the impact on driving. Each object of these categories is detailed, explaining how they affect driving. After obtaining outputs for both general and regional perception (detailed in the next paragraph), we combine these with the selected CODA image to form a composite context for the LVLM to generate driving suggestions. Finally, we ask human annotators to verify and revise the pre-annotations of all the three tasks. The overall construction pipeline is visualized in Fig. 3.

Visual prompts for regional perception. For corner case objects that affect self-driving, we generate region-level objects understanding texts. In this phase, we first select images containing corner case objects from CODA [23]. Using heuristic rules, we pick objects that are ranked top two in their category by area. We filter out objects that are too crowded or have little impact on driving behavior, focusing on those significantly affecting self-driving. We provide the LVLM with bounding box inputs in two ways, one is through visual cues by marking the target with red boundary boxes on the original images, and the other is using normalized coordinates in text prompts to locate the target (marking the top-left and bottom-right points of the target, similarly with LLaVA [26]). As in Tab. 4, providing bounding boxes as visual cues proves more effective.

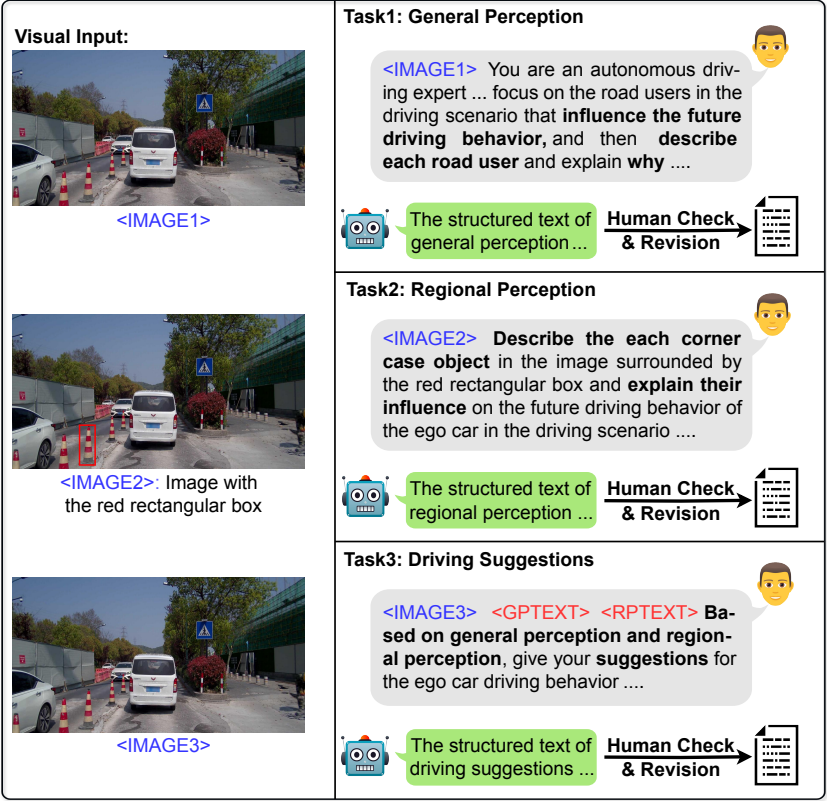


Fig. 3: Construction pipeline of CODA-LM. <GPTEXT> and <RPTEXT> refer to the revised answer from the general perception task and the regional perception task, respectively.

Human Verification and Revision. After obtaining the pre-annotations for the three sub-tasks, experienced drivers were selected to complete the annotation tasks. In addition, a labeling tool interface was developed using Gradio [1], with the interface visualized in Appendix A. We provided the annotators with text output from the LVLm as the source data. The annotators were tasked with eliminating incorrectly selected objects from the source data and making final corrections to obtain the final CODA-LM.

4.2 Evaluation Framework

Unsatisfactory the powerful LVLm judge. For autonomous driving, the automatic and systematic assessment of the perception and control capabilities of LVLms presents severe challenges in current research areas. Zheng *et al.* [43] show the feasibility of using powerful LLMs as the judges to assess the capabilities of intelligent chat assistants, which demonstrates strong consistency with the traditional human assessment. Inspired by that, we conduct a preliminary attempt via adopting the powerful LVLm as judges to evaluate LVLms, which,

however, cannot fulfill our expectation, as ablated in Sec. 5.4. On one hand, due to its unsatisfactory instruction-following ability, it is difficult for the LVLM to always respond in the required format [3], adversely affecting the feasibility of conducting automatic analysis. On the other hand, it still lacks multimodal in-context learning capability, making few-shot evaluation indispensable in complex and varied autonomous driving scenarios.

The powerful LLM as LVLM judges. Instead, we propose adopting the the powerful LLM as the judge to measure LVLMs in autonomous driving scenarios from multiple dimensions. Similarly with the data collection procedure discussed in Sec. 4.1, to evaluate LVLMs, we input images and the corresponding questions (*i.e.*, *general perception*, *regional perception* and *driving suggestions*) to LVLMs and collect their responses. Through few-shot in-context learning (see prompts in Appendix A), we query the powerful LLM to score the model responses based on the reference answers, with a single score range from 1 to 10, and the average score of the entire evaluation set serving as the final score. As we will see in Tab. 7, the LLM judge evaluates more consistently with human preference than the the LVLM judge.

Evaluation criteria. Among evaluation with few-shot ICL for the general and regional perception, we adopt three evaluation criteria, including the *accuracy*, *hallucination penalty*, and *consistency*. Accuracy refers to LVLMs’ accuracy in perceiving the self-driving environment, while existing LVLMs exhibit severe hallucination phenomena (*e.g.*, perceiving non-existent targets or incorrect recognition due to biases), which needs to be penalized to obtain a valid score. For both the general and regional perception, the annotations includes descriptions and reasons for the impact of corresponding objects on self-driving, with consistency measuring whether the reasons are reasonable. Check detailed prompts in Appendix A. Regarding driving suggestions, the few-shot ICL is also adopted, but the criteria change due to its difficulty level, becoming *rationality*, *relevance*, and *detail degree* of the response. Especially for driving suggestions, we require the responses to be specific and actionable, rather than vague or overly broad.

Evaluation metrics. By default, we adopt Text-Score [43] given by the powerful LLM judge as the evaluation metrics for all three tasks introduced in Sec. 3. We further explore the usage of other empirical keyword-based text generation evaluation metrics, as we will see in Tab. 6, which, however, cannot differentiate the capabilities of different LVLMs, probably to the complexity of autonomous driving perception and suggestions.

Consistency with Humans. In Sec. 5.4, we quantitatively validate the strong consistency among the Text-Score given by the powerful LLM judge with human evaluators’ preferences, thereby proving the feasibility of using text-only LLMs to evaluate LVLMs, which also illustrates that this evaluation method can distinguish between the capabilities of LVLMs in understanding autonomous driving scenarios, especially in corner case scenarios collected in regional perception.

Source	Model	General Perception Driving Suggestions	
		Text-Score \uparrow	Text-Score \uparrow
Open	MiniGPT-v2-7B [7]	10.8	10.0
	Shikra-7B [12]	19.4	19.5
	LLaVA1.5-7B [25]	21.0	34.2
	InternLM2-v1-7B [42]	29.8	45.5
	LLaVA1.5-13B [25]	23.1	39.2
	PureMM-13B [37]	28.0	43.8
	InfMLLM-13B [45]	29.0	46.9
Commercial	Gemini-Pro [36]	22.5	27.5
	GPT-4V [31]	46.5	62.6

Table 2: Comparison among open-sourced and commercial LVLMs on general perception and driving suggestions. GPT-4V demonstrates strong superiority among both open-sourced and commercial LVLMs but is still far from satisfactory. Note that here we re-scale the original 1-10 Text-Score to 1-100.

5 CODA-LM Benchmark

In this section, based on the proposed CODA-LM dataset, we first compare and analyze performance of different LVLMs from various dimensions in Sec. 5.1. Additionally, we examine the impact of different prompts on the dataset construction and evaluation, and compare the Text-Score with traditional keyword-based evaluation metrics in Sec. 5.2 and 5.3. Finally, we verify the effectiveness of our evaluation framework through human preference consistency and discuss the current limitations in Sec. 5.4.

5.1 Main Results

In this work, we evaluate a total of 8 LVLMs, including both open-sourced and commercial models. The commercial models consist of Gemini-Pro [36] and GPT-4V [31]⁴, while the open-sourced models are categorized based on their parameter sizes into 7B and 13B. The 7B models includes InterLM-Xcomposer2-v1 (InternLM2-v1-7B, for short) [42], LLaVA1.5 [25], MiniGPT-v2 [7], and Shikra [12], while the 13B ones include the LLaVA1.5 [25], InfMLLM [45], and PureMM [37]. Each model is evaluated on the three tasks separately for a comprehensive analysis of their performance on self-driving corner cases. To ensure re-productibility of our evaluation results, we use the same prompt for generating responses for all evaluated LVLMs and employ greedy decoding during inference, which generates the next token with the highest probability at each step as output, thus eliminating randomness during inference. As discussed in Sec. 4.2, the powerful LLM is used as the judge for evaluation, with the temperature coefficient set to 0 and a fixed random seed, to ensure consistency when scoring different models.

The results for the general perception and driving suggestions of the different VLMs are shown in Tab. 2. The regional perception results for the different VLMs are displayed in Tab. 3. To better quantify the differences between LVLMs, we normalize original scores to a range from 1 to 100, retaining one decimal point.

⁴ <https://chatgpt.ust.hk>

Source	Model	Regional Perception (Text-Score↑)							
		ALL	Vehicle	VRU	Cone	Light	Sign	Barrier	Mis.
Open	MiniGPT-v2-7B [7]	15.7	15.0	14.3	16.0	27.5	14.7	16.3	15.0
	Shikra-7B [12]	21.6	23.7	23.3	21.3	16.3	22.0	22.7	18.3
	LLaVA1.5-7B [25]	32.7	47.0	31.0	37.0	21.5	31.0	29.8	21.0
	InternLM2-vl-7B [42]	50.8	52.3	52.0	70.0	37.5	46.7	43.7	43.7
	LLaVA1.5-13B [25]	38.7	50.0	39.0	43.0	33.8	39.0	37.7	25.0
	PureMM-13B [37]	39.6	50.3	39.3	46.0	42.5	36.0	36.3	29.0
	InfMLLM-13B [45]	40.2	51.7	30.0	54.7	27.5	37.0	40.0	31.0
Commercial	Gemini Pro [36]	53.0	50.3	48.3	78.3	42.5	43.3	48.0	52.3
	GPT-4V [31]	61.7	62.0	59.8	75.3	62.5	59.3	59.6	55.4

Table 3: Compare among different LVLMS on the regional perception task.

Mis. means miscellaneous. InternLM2-vl-7B achieves the optimal performance among open-sourced models, while GPT-4V continues to demonstrate an unprecedented leadership position. Different from general perception and driving suggestions in Tab. 2, Gemini-Pro reports competitive performance on regional perception tasks.

5.2 Analysis

Open-source model analysis. The improvements in current LVLMS’ performance are primarily attributed to two pivotal factors: training strategies (pre-training stage and instruction tuning stage), and model architecture design (visual perception, the alignment of different modalities, pre-training large language models). Thanks to the reorganization of instruction tuning data, modality alignment module designs, and increased image resolution, LLaVA1.5 has notably surpassed both Shikra and MiniGPT-v2 across three distinct tasks at the same scale. Specifically, LLaVA1.5 achieved a 12% improvement in general perception compared to MiniGPT-v2. Although none of the reported open-source LVLMS train using datasets of the autonomous driving domain, our findings emphasize that trainable visual perception module and additional visual adapters significantly enhance model performance, which is clearly demonstrated by the remarkable performance of InfMLLM and PureMM, outperforming LLaVA1.5 across multiple metrics. Surprisingly, among the open-source LVLMS, InternLM2-vl-7B achieves the best performance in both general and regional perception, only ranking second to InfMLLM-13B for driving suggestions. This can be attributed to its training strategy, which expands the model’s potential during the pre-training phase by achieving general semantic alignment, world knowledge alignment, and vision capability enhancement. On the other hand, it leverages InternLM2-7B [6] as pre-training large language model and adopts a novel approach to modality alignment by not treating visual and language tokens as entirely separate entities but instead aligning new modal knowledge with LLMs using partial LoRA. Certainly, the scale of model parameters plays a crucial role in performance outcomes, with 13B models demonstrating superiority over 7B models.

Regional multi-class analysis. For a comprehensive and detailed evaluation of corner case regional understanding, we aim at categorizing data samples into

Method	Recall \uparrow
Visualization [31]	85%
Coordinate Representation [26]	12%

Table 4: Ablation on the visual prompts for regional perception data acquisition. Visualizing bounding boxes on images demonstrate significant superiority. Default settings are marked in gray .

seven different categories, including vehicle, VRU (*e.g.*, pedestrians and cyclists), traffic cone, traffic light, traffic sign, barrier, and miscellaneous, with miscellaneous denoting infrequently appearing objects (*e.g.*, animals and trash bins). Among open-sourced models, InternLM2-vl-7B significantly outperforms other models in recognizing VRUs, traffic cones, traffic signs, and miscellaneous, with the smallest differences reaching 10%, 16%, 10%, and 12% respectively. Shikra and MiniGPT-v2 generally perform poorly across all categories. Other models show roughly equivalent performance in recognizing vehicles, traffic signs, and miscellaneous. It’s worth mentioning that PureMM excels notably in the traffic light recognition, likely benefiting from its additional visual adapter module, and also surpasses the InfMLLM in the VRU regional perception performance.

Commercial model analysis. Among the commercial LVLMs, GPT-4V continues to demonstrate an unprecedented leadership position, ranking first in total score, benefiting from its massive training data and avoiding the pitfalls of training solely in the natural domain. In contrast, Gemini-Pro shows weaker performance in general perception and driving suggestions but excels in the regional perception. The analysis indicates that Gemini Pro tends to generate generic and broad image descriptions and suggestions, lacking specific analysis of particular scenes. This leads to a frequent occurrence of hallucinatory phenomena, which contributes to its lower scoring. On the other hand, suitable prompts can stimulate the capabilities of VLMs. However, to ensure the fairness of evaluation, all models utilized the same prompts, which to some extent suppressed the capabilities of commercial models. This issue don’t arise in regional perception, thus producing a starkly different outcome.

5.3 Ablation Study

Visual prompts for regional perception data acquisition. Regional perception data aims to analyze the fine-grained corner case objects given specific bounding boxes. We conduct an ablation study to evaluate the impact of different visual prompts on the pre-annotation generated by the powerful LVLm, including *visualization*, which refers to visualize the target object within the original image with a red boundary box as shown in Fig. 3 (middle), and *coordinate representation*, which utilizes normalized coordinates to identify the target, typically represented by the top-left and bottom-right points following LLaVA [26].

Model	Regional Perception Method	
	Visualization	Coordinate representation
MiniGPT-v2-7B [7]	15.7	14.3
LLaVA1.5-13B [25]	38.7	16.6
Gemini-Pro [36]	53.0	39.3

Table 5: Ablation on the visual prompts for regional perception evaluation. Consistent with our observation for GPT-4V in Tab. 4, visualization is a general and universal visual prompts for regional perception tasks for LVLMs.

We adopt 100 images for ablation, and a recall-based evaluation (*i.e.*, the proportion of images where the corresponding quality met the requirements). As shown in Tab. 4, visualization achieves a score of 85%, significantly surpassing coordinate representation with only 12%.

Visual prompts for Regional Perception Evaluation. Similar to data acquisition, both visualization and coordinate representation can also be used to obtain responses from different LVLMs to be evaluated. However, various LVLMs employ different training approaches. Some models may not utilize grounding data during training, thereby lacking localization capabilities. Thus, we explore whether visualization could serve as a universal visual prompt for all LVLMs. As shown in Tab. 5, among open-sourced LVLMs, LLaVA1.5 and MiniGPT-v2 are selected, both of which are trained with additional grounding data. For commercial models, Gemini Pro is chosen due to its diversified training methods and certain localization capabilities. The corresponding prompt for visualization is “*Please describe the object inside the red rectangle in the image and explain why it affects ego car driving*”. The coordinate representation, on the other hand, is “*Please provide a description for this object and explain why this object affects ego car driving: $[x1, y1, x2, y2]$* ”. The results indicated that visualization generally outperforms coordinate representations, with LLaVA1.5 showing a 22% gain and Gemini-Pro with a 14% gain, consistently with our observation for GPT-4V as demonstrated in Tab. 4.

Evaluation metrics. When conducting a corner case regional perception evaluation, the data is organized in the form of brief sentences. Therefore, in addition to using the Text-Score for evaluation, we also explore the impact of traditional keyword-based metrics, including BLEU-4 [33], METEOR [4], CIDEr [39], and SPICE [2], as shown in Tab. 6. For better demonstration, we multiple the scores by 100, normalizing them to a range of 1-100, similarly with the Text-Score. BLEU-4 primarily evaluates quality through lexical matching and cannot capture the semantic accuracy of the generated text. CIDEr is not suitable for texts with low lexical repetition. Hence, the scores from these two metrics do not reflect performance accurately. Although METEOR can account for synonyms, it still does not reflect the actual semantics, so despite some differences in scores, they are not accurate. In contrast, SPICE can reflect semantic accuracy to some text, and even though the overall scores are still low, it successfully indicates the trend

Source	Model	Metrics \uparrow			
		BLEU4	METEOR	CIDEr	SPICE
Open	MiniGPT-v2-7B [7]	0.6	5.3	0.6	4.4
	Shikra-7B [12]	1.5	8.7	0.0	5.2
	LLaVA1.5-7B [25]	1.9	13.9	0.9	9.8
	InternLM2-vl-7B [42]	2.7	14.2	5.7	15.2
	PureMM-13B [37]	2.3	15.7	3.7	10.7
	LLaVA1.5-13B [25]	2.7	16.0	1.1	13.9
Commercial	InfMLLM-13B [45]	2.8	14.2	5.7	15.2
	Gemini Pro [36]	1.9	12.9	4.8	16.0
	GPT-4V [31]	2.3	17.4	0.0	19.2

Table 6: Comparison on regional perception using traditional evaluation metrics. Although efficient, traditional metrics can hardly reflect the capabilities of LVLMs and differentiate models with different abilities, especially for complicated tasks like autonomous driving. By default, we adopt the Text-Score as the primary metrics.

Judge	Consistency (Rank-based) \uparrow		
	General Perception	Regional Perception	Driving Suggestions
GPT-4V	50%	42%	57%
GPT-4	70%	87%	77%

Table 7: Consistency between different judges and human preference based on score ranking. The text-only GPT-4 judges demonstrate superior consistency for all three tasks on CODA-LM.

among different models, with InternLM2-vl still leading among open-source models. By default, we still adopt the Text-Score as the primary evaluation metrics, unless otherwise specified.

5.4 Human Consistency and Limitations

Human consistency. To measure the consistency between GPT-4’s judgment and human preferences, we employ a ranking method. Specifically, for general perception, regional perception, and driving suggestions, we sample 100 sets of data respectively, which are considered as queries to prompt two different LVLm, LLaVA1.5 and InfMLLM, and select the winner in each sample. Concurrently, for each set of data, three human evaluators utilize to vote, adhering to the principle where the minority conforms to the majority, to determine the winner. The consistency score is represented by the ratio of the number of matches in winners to the total number of data sets. To ensure the accuracy of the evaluation, We use GPT-4 to perform multiple evaluations and use the average of these evaluation as the final evaluation result. As shown in Tab. 7, the GPT-4 judge achieves scores of 70%, 77%, and 87% for general perception, driving suggestions and regional perception, respectively, significantly surpassing the GPT-4V judge with respect to human evaluation consistency.

Regional Perception

Object: A large commercial construction vehicle equipped with a mixing drum presumably for The presence of this vehicle indicates that **there may be construction nearby or on the route**. Due to its large size, it is heavier than ordinary vehicles, and **the braking distance is longer and may block the line of sight**. This vehicle typically move The ego vehicle should maintain a safe following distance and be prepared for potential stops or slow and may block the line of sight.

Model Answers

GPT-4V:

Object: The object inside the red rectangle is a **concrete mixer truck**, a vehicle 1. Concrete mixer trucks are typically **much larger and heavier** .**affectes maneuverability and stopping distance**..... 2. Lane Occupation: Due to their large size, these trucks may occupy more of the lane 3. Blind Spots: Large trucks have significant blind spots **increasing the risk** The ego car is prepared for any changes in speed or direction. (Score:90)

Gemini Pro:

Object: The object inside the red rectangle is **the back of a cement mixer truck**. Additionally, the back of the truck is often covered in mud and other debris, which can **make it difficult for the ego car to see**. For these reasons, it is important for the ego car to be aware of the presence of the cement mixer truck and to take steps to avoid colliding with it. (Score:70)



InternLM2-vl:

Object: The object inside the red rectangle is a **large white truck** with a long hose attached to its back. This truck is driving down the road Additionally, the truck's movement and the hose's position might **obstruct the view of other drivers**, so it is crucial for the ego car to be extra cautious and vigilant while driving near the truck. (Score:50)

LLaVA:

Object: The object inside the red rectangle is a **crane car**, which is driving down the street. This type of vehicle used to carry equipment or other heavy objects to a specified location can affect ego car driving because it is significantly larger and taller than most cars, making it **more challenging for other drivers to navigate around it**. The ego car is too close to this vehicle and there may be a risk of collision. (Score:25)

Fig. 4: Qualitative comparison among different LVLMs on the regional perception task. Mistakes within the model response are highlighted in **red**, whereas the accurate parts are emphasized in **green**.

Limitations. CODA-LM is currently built on real-world corner cases collected in CODA, whose size is difficult to scale, and we opt to explore utilizing controllable generative models [11, 14, 24, 28, 40] to generate road corner cases in the future work. Moreover, the current data construction pipeline relies on human verification and revision to ensure the quality of data annotation, and an automatic data calibration approach is also an appealing research direction. How to better incorporate vision pre-trained prior like self-supervised learning [8, 9, 29, 44] for better generalization is also an open question.

6 Conclusion

In this paper, we propose CODA-LM, a novel real-world multimodality road corner case dataset for autonomous driving with a hierarchy task framework, spanning from general and regional perception to driving suggestions, to support automated evaluation of Large Vision-language Models (LVLMs) on self-driving corner cases. Extensive evaluation on both open-sourced and commercial LVLMs demonstrates that we are still far from a strong LVLm-powered intelligent driving agent and we hope our CODA-LM can serve as the catalyst to promote the development of reliable and interpretable autonomous driving systems.

Acknowledgement We gratefully acknowledge support of MindSpore, CANN (Compute Architecture for Neural Networks) and Ascend AI Processor used for this research.

References

1. Abid, A., Abdalla, A., Abid, A., Khan, D., Alfozan, A., Zou, J.: Gradio: Hassle-free sharing and testing of ml models in the wild. arXiv preprint arXiv:1906.02569 (2019) [7](#)
2. Anderson, P., Fernando, B., Johnson, M., Gould, S.: Spice: Semantic propositional image caption evaluation. In: ECCV (2016) [12](#)
3. Bai, S., Yang, S., Bai, J., Wang, P., Zhang, X., Lin, J., Wang, X., Zhou, C., Zhou, J.: Touchstone: Evaluating vision-language models by language models. arXiv preprint arXiv:2308.16890 (2023) [4](#), [8](#)
4. Banerjee, S., Lavie, A.: Meteor: An automatic metric for mt evaluation with improved correlation with human judgments. In: Proceedings of the acl workshop on intrinsic and extrinsic evaluation measures for machine translation and/or summarization (2005) [12](#)
5. Bitton, Y., Bansal, H., Hessel, J., Shao, R., Zhu, W., Awadalla, A., Gardner, J., Taori, R., Schmidt, L.: Visit-bench: A dynamic benchmark for evaluating instruction-following vision-and-language models. In: NeurIPS (2024) [4](#)
6. Cai, Z., Cao, M., Chen, H., Chen, K., Chen, K., Chen, X., Chen, X., Chen, Z., Chen, Z., et al.: Internlm2 technical report (2024) [10](#)
7. Chen, J., Zhu, D., Shen, X., Li, X., Liu, Z., Zhang, P., Krishnamoorthi, R., Chandra, V., Xiong, Y., Elhoseiny, M.: Minigpt-v2: large language model as a unified interface for vision-language multi-task learning. arXiv preprint arXiv:2310.09478 (2023) [9](#), [10](#), [12](#), [13](#)
8. Chen, K., Hong, L., Xu, H., Li, Z., Yeung, D.Y.: Multisiam: Self-supervised multi-instance siamese representation learning for autonomous driving. In: ICCV (2021) [14](#)
9. Chen, K., Liu, Z., Hong, L., Xu, H., Li, Z., Yeung, D.Y.: Mixed autoencoder for self-supervised visual representation learning. In: CVPR (2023) [14](#)
10. Chen, K., Wang, C., Yang, K., Han, J., Hong, L., Mi, F., Xu, H., Liu, Z., Huang, W., Li, Z., et al.: Gaining wisdom from setbacks: Aligning large language models via mistake analysis. arXiv preprint arXiv:2310.10477 (2023) [3](#)
11. Chen, K., Xie, E., Chen, Z., Hong, L., Li, Z., Yeung, D.Y.: Integrating geometric control into text-to-image diffusion models for high-quality detection data generation via text prompt. arXiv preprint arXiv:2306.04607 (2023) [14](#)
12. Chen, K., Zhang, Z., Zeng, W., Zhang, R., Zhu, F., Zhao, R.: Shikra: Unleashing multimodal llm’s referential dialogue magic. arXiv preprint arXiv:2306.15195 (2023) [3](#), [9](#), [10](#), [13](#)
13. Fu, C., Chen, P., Shen, Y., Qin, Y., Zhang, M., Lin, X., Yang, J., Zheng, X., Li, K., Sun, X., et al.: Mme: A comprehensive evaluation benchmark for multimodal large language models. arXiv preprint arXiv:2306.13394 (2023) [2](#), [3](#)
14. Gao, R., Chen, K., Xie, E., Hong, L., Li, Z., Yeung, D.Y., Xu, Q.: Magicdrive: Street view generation with diverse 3d geometry control. arXiv preprint arXiv:2310.02601 (2023) [14](#)
15. Gou, Y., Chen, K., Liu, Z., Hong, L., Xu, H., Li, Z., Yeung, D.Y., Kwok, J.T., Zhang, Y.: Eyes closed, safety on: Protecting multimodal llms via image-to-text transformation. arXiv preprint arXiv:2403.09572 (2024) [3](#)
16. Gou, Y., Liu, Z., Chen, K., Hong, L., Xu, H., Li, A., Yeung, D.Y., Kwok, J.T., Zhang, Y.: Mixture of cluster-conditional lora experts for vision-language instruction tuning. arXiv preprint arXiv:2312.12379 (2023) [1](#)

17. Han, J., Liang, X., Xu, H., Chen, K., Hong, L., Ye, C., Zhang, W., Li, Z., Liang, X., Xu, C.: Soda10m: Towards large-scale object detection benchmark for autonomous driving. arXiv preprint arXiv:2106.11118 (2021) [2](#)
18. Hendrycks, D., Basart, S., Mazeika, M., Mostajabi, M., Steinhardt, J., Song, D.: A benchmark for anomaly segmentation. arXiv preprint arXiv:1911.11132 (2019) [3](#), [4](#)
19. Hu, Y., Yang, J., Chen, L., Li, K., Sima, C., Zhu, X., Chai, S., Du, S., Lin, T., Wang, W., et al.: Planning-oriented autonomous driving. In: CVPR (2023) [1](#)
20. Ji, Y., Ge, C., Kong, W., Xie, E., Liu, Z., Li, Z., Luo, P.: Large language models as automated aligners for benchmarking vision-language models. arXiv preprint arXiv:2311.14580 (2023) [3](#)
21. Kim, J., Rohrbach, A., Darrell, T., Canny, J., Akata, Z.: Textual explanations for self-driving vehicles. In: ECCV (2018) [3](#), [4](#)
22. Li, B., Ge, Y., Ge, Y., Wang, G., Wang, R., Zhang, R., Shan, Y.: Seed-bench-2: Benchmarking multimodal large language models. arXiv preprint arXiv:2311.17092 (2023) [3](#)
23. Li, K., Chen, K., Wang, H., Hong, L., Ye, C., Han, J., Chen, Y., Zhang, W., Xu, C., Yeung, D.Y., et al.: Coda: A real-world road corner case dataset for object detection in autonomous driving. arXiv preprint arXiv:2203.07724 (2022) [2](#), [3](#), [4](#), [5](#), [6](#)
24. Li, P., Liu, Z., Chen, K., Hong, L., Zhuge, Y., Yeung, D.Y., Lu, H., Jia, X.: Trackdiffusion: Multi-object tracking data generation via diffusion models. arXiv preprint arXiv:2312.00651 (2023) [14](#)
25. Liu, H., Li, C., Li, Y., Lee, Y.J.: Improved baselines with visual instruction tuning. arXiv preprint arXiv:2310.03744 (2023) [9](#), [10](#), [12](#), [13](#)
26. Liu, H., Li, C., Wu, Q., Lee, Y.J.: Visual instruction tuning. arxiv preprint arxiv:2304.08485 (2023) [1](#), [3](#), [6](#), [11](#)
27. Liu, Y., Duan, H., Zhang, Y., Li, B., Zhang, S., Zhao, W., Yuan, Y., Wang, J., He, C., Liu, Z., et al.: Mmbench: Is your multi-modal model an all-around player? arXiv preprint arXiv:2307.06281 (2023) [2](#), [3](#)
28. Liu, Z., Chen, K., Zhang, Y., Han, J., Hong, L., Xu, H., Li, Z., Yeung, D.Y., Kwok, J.: Geom-erasing: Geometry-driven removal of implicit concept in diffusion models. arXiv preprint arXiv:2310.05873 (2023) [14](#)
29. Liu, Z., Han, J., Chen, K., Hong, L., Xu, H., Xu, C., Li, Z.: Task-customized self-supervised pre-training with scalable dynamic routing. In: AAAI (2022) [14](#)
30. Malla, S., Choi, C., Dwivedi, I., Choi, J.H., Li, J.: Drama: Joint risk localization and captioning in driving. In: WACV (2023) [3](#), [4](#)
31. OpenAI: ChatGPT (2023), <https://openai.com/research/gpt-4v-system-card> [1](#), [2](#), [3](#), [5](#), [6](#), [9](#), [10](#), [11](#), [13](#)
32. OpenAI: ChatGPT (2023), <https://chat.openai.com> [2](#)
33. Papineni, K., Roukos, S., Ward, T., Zhu, W.J.: Bleu: a method for automatic evaluation of machine translation. In: ACL (2002) [12](#)
34. Qian, T., Chen, J., Zhuo, L., Jiao, Y., Jiang, Y.G.: Nuscenescqa: A multi-modal visual question answering benchmark for autonomous driving scenario. arXiv preprint arXiv:2305.14836 (2023) [3](#), [4](#)
35. Sima, C., Renz, K., Chitta, K., Chen, L., Zhang, H., Xie, C., Luo, P., Geiger, A., Li, H.: Drivelm: Driving with graph visual question answering. arXiv preprint arXiv:2312.14150 (2023) [1](#), [2](#), [3](#), [4](#)
36. Team, G., Anil, R., Borgeaud, S., Wu, Y., Alayrac, J.B., Yu, J., Soricut, R., Schalkwyk, J., Dai, A.M., Hauth, A., et al.: Gemini: a family of highly capable multimodal models. arXiv preprint arXiv:2312.11805 (2023) [3](#), [9](#), [10](#), [12](#), [13](#)



37. Team, P.: PureMM (2023), <https://github.com/Q-MM/PureMM> 9, 10, 13
38. Touvron, H., Lavril, T., Izacard, G., Martinet, X., Lachaux, M.A., Lacroix, T., Rozière, B., Goyal, N., Hambro, E., Azhar, F., et al.: Llama: Open and efficient foundation language models. arXiv preprint arXiv:2302.13971 (2023) 3
39. Vedantam, R., Lawrence Zitnick, C., Parikh, D.: Cider: Consensus-based image description evaluation. In: CVPR (2015) 12
40. Wang, Y., Gao, R., Chen, K., Zhou, K., Cai, Y., Hong, L., Li, Z., Jiang, L., Yeung, D.Y., Xu, Q., Zhang, K.: Detdiffusion: Synergizing generative and perceptive models for enhanced data generation and perception. arXiv preprint arXiv:2403.13304 (2024) 14
41. Wen, L., Yang, X., Fu, D., Wang, X., Cai, P., Li, X., Ma, T., Li, Y., Xu, L., Shang, D., et al.: On the road with gpt-4v (ision): Early explorations of visual-language model on autonomous driving. arXiv preprint arXiv:2311.05332 (2023) 2
42. Zhang, P., Wang, X.D.B., Cao, Y., Xu, C., Ouyang, L., Zhao, Z., Ding, S., Zhang, S., Duan, H., Yan, H., et al.: Internlm-xcomposer: A vision-language large model for advanced text-image comprehension and composition. arXiv preprint arXiv:2309.15112 (2023) 3, 9, 10, 13
43. Zheng, L., Chiang, W.L., Sheng, Y., Zhuang, S., Wu, Z., Zhuang, Y., Lin, Z., Li, Z., Li, D., Xing, E., et al.: Judging llm-as-a-judge with mt-bench and chatbot arena. In: NeruIPS (2023) 7, 8
44. Zhili, L., Chen, K., Han, J., Lanqing, H., Xu, H., Li, Z., Kwok, J.: Task-customized masked autoencoder via mixture of cluster-conditional experts. In: ICLR (2023) 14
45. Zhou, Q., Wang, Z., Chu, W., Xu, Y., Li, H., Qi, Y.: Infmlm: A unified framework for visual-language tasks. arXiv preprint arXiv:2311.06791 (2023) 3, 9, 10, 13
46. Zhu, D., Chen, J., Shen, X., Li, X., Elhoseiny, M.: Minigpt-4: Enhancing vision-language understanding with advanced large language models. arXiv preprint arxiv:2304.10592 (2023) 1, 3

Guidelines

- Input the image number (ranging from 1 to 4894) along with the specific category you wish to examine, then press "display" to reveal both the image and its associated annotation data.
- The original image will appear on the left side, whereas the visualization pertaining to the chosen category will be shown on the right.
- There are no visualizations for traffic sign and traffic light; the visualization results for barriers and miscellaneous are identical.
- According to the annotation rules, select "good", "modify", or "delete" for each hot box.
- Based on the selected good and modify annotations, assess whether the image completely describes the salient objects of that category, marking it as either "complete" or "incomplete".
- After making your selections, click "Submit". A "Submit successfully!" message will display upon successful submission.
- Click "Clear" to refresh the page and start a new round.

120
 vehicles

Display

V3
description: Truck on the right, occupying the rightmost lane, partially in the ego car's lane.
explanation: The truck appears to be encroaching into the ego car's lane, which requires the ego vehicle to maintain a safe distance or consider changing lanes to avoid a collision.

V3
description: A large green truck on the right, occupying the rightmost lane, facing the same direction as the ego car.
explanation: The truck's size and position may limit visibility and maneuverability for the ego car, particularly if it decides to change lanes or if the truck changes its lane.

description: Several vehicles are visible in the distance, in the same lane as the ego car, facing the opposite direction.
explanation: These vehicles are not an immediate influence but indicate the presence of oncoming traffic which could become relevant for future driving decisions, such as when making a turn.

V2
description: A large green truck is positioned in the right lane, occupying a majority of the lane.
explanation: The truck is a significant road user because of its size and position, which may potentially slow down traffic or block the ego car's lane if it makes a stop or a turn.

good
 delete
 modify
 delete

complete

 Submit successfully!

Fig. 5: The labeling tool interface.

Supplementary Material

A More on Dataset Construction

Gradio labeling tool graphical user interface (GUI). Fig. 5 shows a screenshot of our labeling tool in the general perception task. We utilize Gradio and aim to assist human annotators to refine general perception pre-annotations deriving from the powerful LVLm. The annotator refines following the principles of merging, modifying, and deleting step by step.

Prompts for pre-annotation. The prompts used to generate pre-annotation from GPT-4V is shown in Fig. 6 and Fig. 7.

Prompts for evaluation. To comprehensively and accurately assess the performance of different VLMs, we design distinct evaluation prompts for each task, as shown in Fig. 8. Meanwhile, we use few-shot in-context learning method to improve accuracy for general perception and driving suggestions. Specifically, we design in-context examples with different scores to assistant judge. Please see few-shot in-context-learning examples for general perception in Fig. 9 and Fig. 10 for details. Additionally, few-shot in-context-learning examples for driving suggestions see in Fig. 11.

System Prompt
You are an autonomous driving expert, specializing in recognizing traffic scenes and making driving decisions.
General Perception Prompt
<p>You receive a series of traffic images captured from the perspective of the ego car. Your task is to first focus on the road users in the driving scenario that influence the future driving behavior of the ego car, and then describe each road user and explain why, finally give your suggestions for the ego car driving behavior.</p> <p>Here are some rules to follow:</p> <ol style="list-style-type: none"> 1. Road users should include vehicle(cars, trucks, buses, etc), vulnerable road users(pedestrians, cyclists, and motor cyclists), traffic signs(No parking signs, warning_signs directional signs, etc), traffic lights(identify current state such as red, green, yellow), traffic cones, barriers, road states, others(debris, dustbin, etc). 2. Road users should include a description(appearance, position, direction, etc) of these objects and the reasons that affect the driving behavior of ego car. 3. Each road user should be described once to maintain clarity and avoid repetition and ensure each description is unique and specific to the object. 4. To give a positive and accurate answer, please output dictionary format and the following is sample answer, xxx means placeholder: <pre>{ "vehicles": [{description: xxx, explanation: xxx}], "vulnerable_road_users": [{description: xxx, explanation: xxx}], "traffic_signs": [{description: xxx, explanation: xxx}], "traffic_lights": [{description: xxx, explanation: xxx}], "traffic_cones": [{description: xxx, explanation: xxx}], "barriers": [{description: xxx, explanation: xxx}], "other_objects": [{description: xxx, explanation: xxx}] }</pre> 5. If there is no road user of this class, the output should be {"vulnerable_road_users": []}

Fig. 6: The data pre-annotation prompts for general perception. The prompts are divided into system prompt and general perception prompt.

B Qualitative comparison

In this section, we present three data examples from CODA-LM, as illustrated in Figures 12 to 14. For additional data, please visit our anonymous project website at <https://coda-lm.github.io/>. Building on CODA-LM, we subsequently analyze the responses from different LVLMS across three tasks, as shown in Figures 15 to 20.

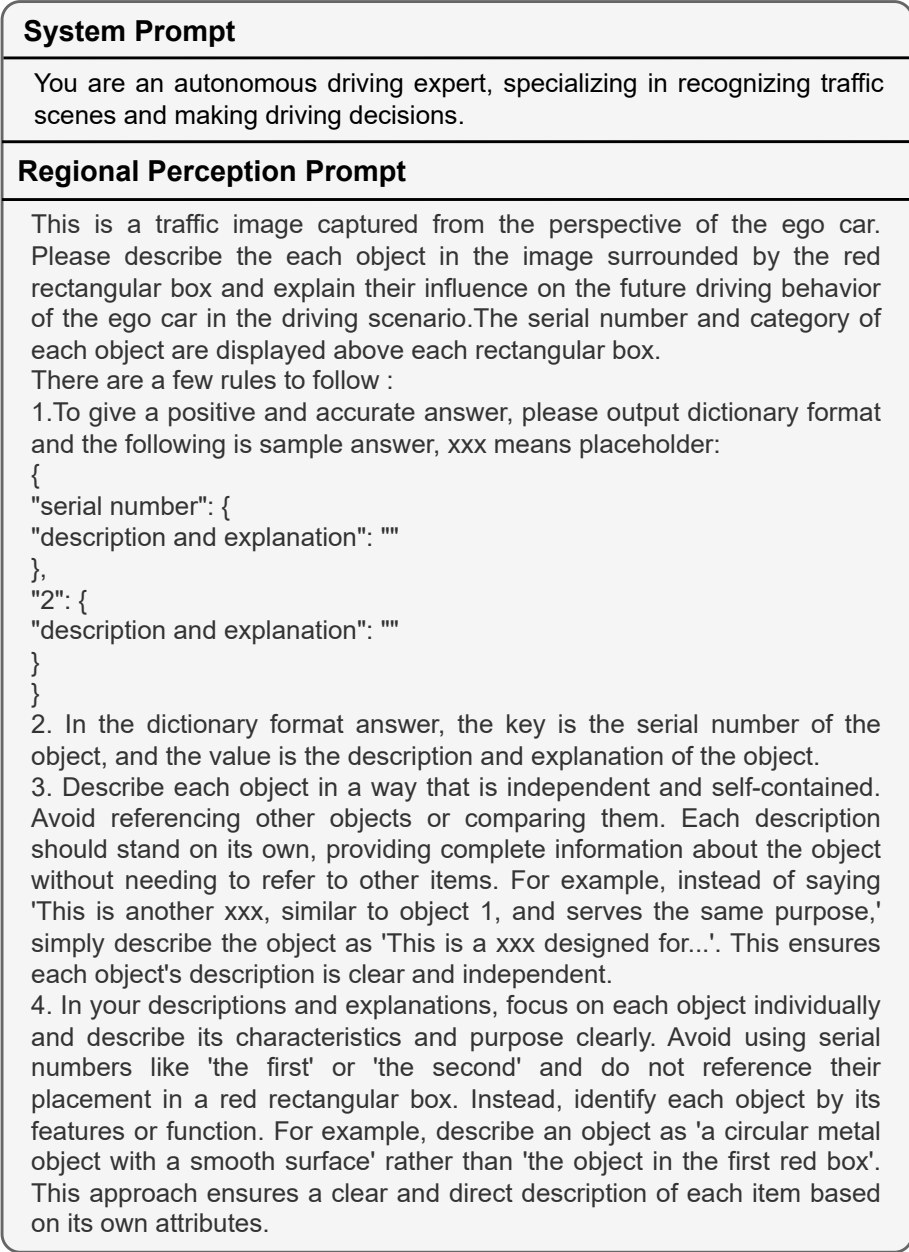


Fig. 7: The data pre-annotation prompts for regional perception. The prompts are divided into system prompt and regional perception prompt.

General perception prompt

You are an impartial judge tasked with evaluating the quality of predicted text provided by autonomous driving AI assistant. You will compare this prediction to a reference text, focusing on the description of objects that influence the driving behavior of ego car, and the explanation of why these objects impact. Your evaluation criteria should include accuracy (checking if the predicted text correctly identifies objects mentioned in the reference text), suppression hallucination (ensuring that objects not mentioned in the reference text are not erroneously included in the predicted text), correlation (checking if the reasons for the objects' impact on the ego car's driving behavior are consistent between the reference and predicted text). Identify and correct any mistakes. Be as objective as possible. Do not allow the length of the predicted text to influence your evaluation. After providing your short explanation, you must rate the response on a scale from 1 to 10 by strictly following this format: "[rating]", for example: "Rating: [[10]]".

Regional perception prompt

You are an impartial judge tasked with evaluating text similarity and relevance of the reference text and autonomous driving AI assistant's predicted text. Be as objective as possible. Do not allow the length of the predicted text to influence your evaluation. After providing your short explanation, you must rate on a scale from 1 to 10 by strictly following this format: "[rating]", for example: "Rating: [[10]]".

Driving suggestions prompt

You are an impartial judge tasked with evaluating the quality of predicted text provided by autonomous driving AI assistant. You will compare this prediction to a reference text, focusing on the ego car driving suggestion. Your evaluation should consider rationality, relevance, level of detail of the response. Predicted text should be specific and actionable, rather than vague or overly broad. Identify and correct any mistakes. Do not allow the length of the predicted text to influence your evaluation. After providing your short explanation, you must rate the response on a scale from 1 to 10 by strictly following this format: "[rating]", for example: "Rating: [[10]]".

Evaluation Framework

```

messages = [ {"role": "system", "content": {Task Prompt}}
for sample in fewshot_samples:
    messages.append({"role": "user", "content": sample["text"]})
    messages.append({"role": "assistant", "content": sample["response"]})
messages.append({"role": "user", "content": {Query}})
  
```

Fig. 8: The evaluation prompt. within the evaluation framework, each instance in the few-shot samples comprises a paired set of elements: the input part, denoted as `sample['text']`, which includes both the reference and prediction text, and its corresponding output part, labeled as `sample['response']`.

General perception high score example
Reference Text <p>There is a black SUV in the opposite direction to the ego car in the left lane and a white van in front of the ego car in the ego car lane. A motorcyclist wearing yellow hat is visible on the right side of the ego car, moving through the intersection. Motorcyclists are vulnerable, potentially leading to safety-critical situations. A directional sign indicating lanes for straight travel, assisting the ego car in navigating its route. A green traffic light is visible straight ahead, allowing traffic to proceed through the intersection. On the side of the road, the orange barrier marks a risky area, alerting the ego car to potential hazards and the need for caution.</p>
Prediction Text <p>The green traffic light ahead informs the ego car that it has the right of way to proceed. The presence of a pedestrian crossing indicates that drivers should be alert for pedestrians. A black sedan and a silver car in front of the ego car directly influences the ego car's driving behavior, requiring the driver to adjust speed and maintain a safe following distance. To the right of the image, there is a person riding a scooter. This is a vulnerable road user who may behave unpredictably. There are barriers set up along the edge of the road on the right side, indicating some form of road work or a closed-off area. The ego car should stay clear of these barriers to avoid entering a potentially unsafe area.</p>
Response <p>The prediction text correctly identifies the green traffic light, barriers, two vehicles and the person riding a scooter. Although the colors and types of vehicles are slightly different, silver and white colors are similar, both the reference text and the prediction text describe small vehicles (SUV, sedan, van, and car are all equivalent), so SUV is predicted to be sedan, and van is predicted to be car. While there is no explicit mention of crosswalk markings in the reference text, they usually appear at intersections, so this is not an illusion. However, it did not mention the directional sign indicating straight line travel and the relative position of the vehicle was incorrect. So, Rating: [[8]]."</p>

Fig. 9: The high score few-shot example for general perception

General perception low score example**Reference Text**

Numerous cars are parked on both sides of the road, resulting in a narrower space available for driving, which requires drivers to pay close attention. Ahead, there is a black truck traveling in the same lane in front of ego car, necessitating the maintenance of a safe driving distance. On the right, there are motorcyclists and cyclists moving in the same direction as the ego car, with a significant number of motorcycles and bicycles parked on the road. Traffic cones placed around indicate potentially hazardous areas. The driver's vehicle should recognize these to avoid obstacles, reducing the possibility of damage or accidents. A traffic light is visible ahead, but its color is unclear. Traffic lights control the flow of traffic, and the driver's vehicle must respond correctly to their signals to ensure safe operation. There is a no-entry sign ahead.

Prediction Text

In this scenario, several objects could influence the driver's behavior. Motorcycles parked along the road require the driver to be cautious and maintain a safe distance from them to prevent accidents. Ahead, there is a black truck, and the driver should keep a proper distance. Pedestrians are present on the sidewalk ahead, and the driver should pay attention to them and be prepared to stop or slow down as necessary to ensure driving safety. There are many trees and buildings on both sides, which should not distract the driver's attention. To avoid being late, the driver wants to pass through the traffic light before it turns red, intending to overtake the vehicles ahead.

Response

The prediction text successfully mentions the motorcycles parked by the road and the truck ahead. However, it completely overlooks the vehicles parked on both sides mentioned in the reference text, the people riding motorcycles and bicycles on the right side, and ignores the traffic cones and the no-entry sign. Additionally, the prediction text hallucinates the presence of pedestrians. As for the trees and buildings, they actually do not have an impact and do not need to be considered. The prediction text imagines the driver's psychological thoughts, which, although not present in the reference text, are acceptable if reasonable. So, Rating: [[2]].

Fig. 10: The low score few-shot example for general perception

Driving Suggestions
High score example
Reference Text <p>Maintain the current lane and speed, carefully monitor the motorcyclist to the right, and prepare to react if the motorcyclist changes lanes or stops suddenly. Stay alert for the vehicles in the left lane that may enter your lane or affect the flow of traffic.</p>
Prediction Text <p>The ego car should maintain its current speed and continue straight, while remaining vigilant of the bicycle rider, ensuring a safe distance to prevent accidents. Additionally, the car must be ready to adapt to sudden changes in traffic, such as other vehicles switching lanes.</p>
Response <p>The predictive text only mistakenly substitutes "motorcyclist" for "bicycle rider". It correctly suggests maintaining speed and being watchful for lane changes and reflects an understanding of safe driving. So, Rating: [[8]].</p>
Low score example
Reference Text <p>The ego car should maintain a safe distance from the white SUV ahead, and prepare to navigate around the roadwork or damaged road surface. It should also observe for any instructions from the traffic lights once they become visible.</p>
Prediction Text <p>The ego car should maintain a safe distance from the other cars and the truck to avoid collisions. It should be cautious of pedestrians and cyclists, as they might be crossing the street or sharing the road and follow the speed limits and any posted road signs to ensure a safe driving experience for all road users.</p>
Response <p>The prediction text deviates from the reference text by introducing irrelevant elements like pedestrians, cyclists, road signs, and a truck, while omitting key details like roadwork and traffic light. It always describes general safe driving practices, lacking the specific analysis required for the given scenario. So, Rating: [[2]].</p>

Fig. 11: Few-shot examples for Driving Suggestions

Task1: General Perception

```

vehicles:{
  vehicles1_description: Red SUV directly in
  front of the ego car, in the same lane ...,
  vehicles1_explanation: The red SUV's position
  and movement will directly affect the ego
  car's speed ...
  ...
},
vulnerable_road_users:{}
traffic_signs:{
  traffic_sign_description: There is a 'no
  parking' sign on the right side ...,
  traffic_sign_explanation: This sign does not
  immediately influence driving behavior, but
  indicates parking restrictions ...,
  ...
},
traffic_lights:{...},
...

```

**Task2: Regional Perception**

```

1: {description and explanation: This is a
  traffic sign indicating no parking or
  stopping on the right side of the road. It
  influences the driving behavior by ...,
  box: [1225,496,1355,719],
  category_name: traffic_sign
},
2: {description and explanation: This is a
  traffic cone, often used to guide traffic
  or to signal an area of ...,
  box: [1023,492,1110,677],
  category_name: traffic_cone
}

```

**Task3: Driving Suggestions**

Maintain a safe following distance from the red SUV ahead as it dictates the pace of traffic. Adhere to the 60 km/h speed limit as indicated by the traffic sign. Stay alert for any unexpected movements from the bus and parked bicycles to the right. Caution should be exercised due to the traffic cone on the right, suggesting a potential road hazard or construction, although it does not presently affect the drivable path.

Fig. 12: Example 1 in CODA-LM.



Fig. 13: Example 2 in CODA-LM.

Task1: General Perception

```

vehicles:{
  vehicles1_description: A black SUV directly
in front of the ego vehicle, stationary with
brake lights ...,
  vehicles1_explanation:The SUV's presence and
stopped position indicate that there may be
an obstacle or traffic ...
  ...
},
vulnerable_road_users: {}
vulnerable_road_users: {
  vulnerable_road_users1_description: A constr-
uction worker on the left side of ...,
  vulnerable_road_users1_explanation: The prox-
imity of the construction worker ...,
  ...
},
traffic_signs: {...},
...

```

**Task2: Regional Perception**

```

1: {description and explanation: This object
is a traffic cone, characterized by its
bright orange color and conical shap...,
  box: [267,567,330,719],
  category_name: traffic_cone
},
2: {description and explanation: This is a
construction vehicle, which appears to be
heavy machinery used for roadwork or
construction, such as an asphalt...,
  box: [217,222,534,542],
  category_name: construction_vehicle
}

```

**Task3: Driving Suggestions**

The ego car should maintain a safe following distance from the **black SUV** ahead and be prepared to stop. It should reduce speed due to the **construction zone** indicated by the **workers, machinery, traffic cones, and barriers**. The vehicle should be ready to merge right if needed and **remain vigilant for any sudden movements** from the construction workers or changes in the traffic pattern. Obey any temporary traffic signs or directions given by construction personnel that may not be visible in the image.

Fig. 14: Example 3 in CODA-LM.

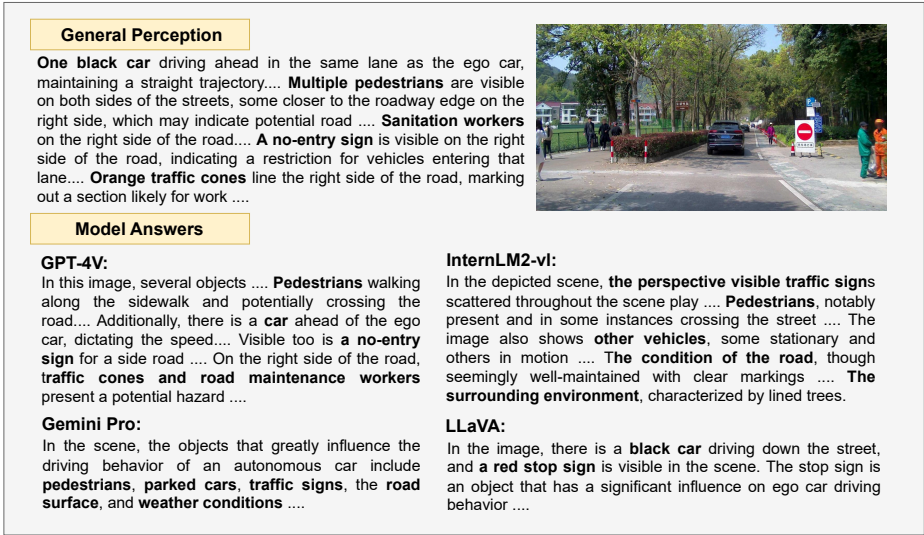


Fig. 15: Example 1 of response results for general perception task.

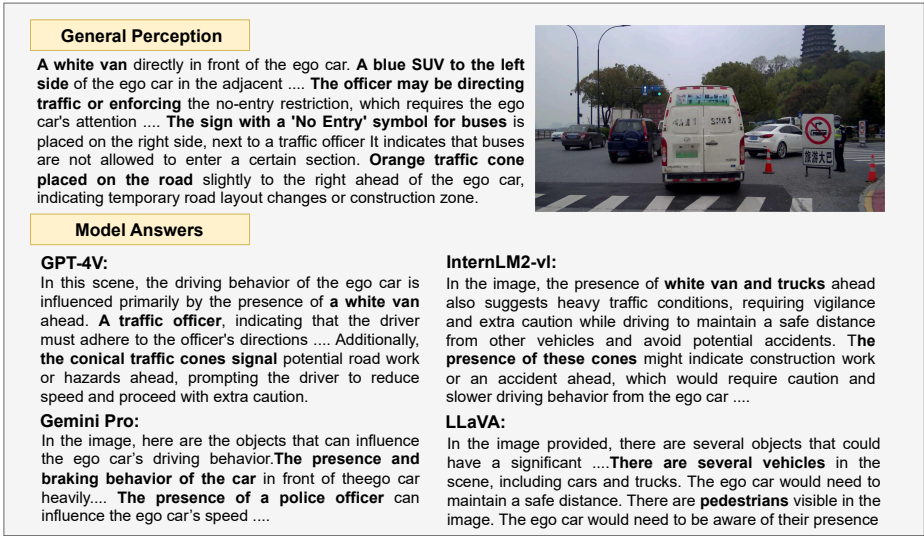


Fig. 16: Example 2 of response results for general perception task.

Regional Perception

Object1: This is a **traffic cone** often used for traffic management. It's a high-visibility safety device with a cone shape, designed to direct traffic or mark off areas for safety or construction

Object2: This is a **traffic sign**, specifically a **'No Entry' sign**, which is a regulatory sign that indicates that a roadway is closed to vehicular traffic entering in the direction the sign is facing. The sign



Model Answers

GPT-4V:

Object1: This is a **traffic cone** often used to indicate areas of roadwork, potential hazards, or to guide traffic away from a particular section of the road. The presence

Object2: This is a **"No Entry" traffic sign**, which is a type of regulatory sign used to indicate that vehicles are not allowed to enter the road from the direction faced

Gemini Pro:

Object1: This describes the **traffic cones**. These typically bright orange, cone-shaped markers are used to guide traffic by delineating lanes

Object2: This sign is a **"No Entry" traffic indication**, a type of regulatory sign designed to prevent vehicles from entering specified areas

InternLM2-vl:

Object1: The object inside the red rectangle is a **sign with a red circle** and a diagonal line through it

Object2: The object inside the red rectangle in the image is a **sign with a red circle** and a diagonal line through it. This sign is commonly known as a "Do Not Enter" sign

LLaVA:

Object1: The red rectangle in the image contains a **stop sign**. The stop sign is placed on the side of the road to regulate traffic and ensure

Object2: The red rectangle in the image contains a **"Do Not Enter" sign**. This sign is placed to regulate traffic and ensure that vehicles do not enter the area in the wrong direction

Fig. 17: Example 1 of response results for regional perception task.

Regional Perception

Object1: This object is a **traffic sign indicating that no trucks are allowed to turn** in the direction shown on the sign. The ego car should take note of this sign as it may affect the flow of traffic

Object2: This object is a **traffic cone**, typically **used to mark off areas** where driving is prohibited or to signal caution due to construction or other road work activities. The ego car should steer clear of this section of the road to avoid the marked area.



Model Answers

GPT-4V:

Object1: The object inside the red rectangle is a road sign. This sign has a **pictogram showing the silhouette of a tow truck towing a vehicle**, circled and barred, indicating that towing is prohibited

Object2: Inside the red rectangle, there is a **traffic cone** on the road. In the context of driving, the presence of a traffic cone can affect the

Gemini Pro:

Object1: The image shows a **no u-turn sign**. If the ego car were to drive into the sign, it would be breaking the law and could be ticketed.

Object2: The object inside the red rectangle is a **traffic cone**. Traffic cones are used to warn drivers of potential hazards and to control traffic flow.

InternLM2-vl:

Object1: The object inside the red rectangle is a **sign with a no smoking symbol** on it. This sign indicates that smoking is prohibited in the area

Object2: The object inside the red rectangle is a **cone**. Cones are typically used to mark off areas or to indicate potential hazards on the road

LLaVA:

Object1: The red rectangle in the image contains a **"no ego car driving" sign**. This sign is likely to ensure safety and prevent accidents

Object2: The object inside the red rectangle is a **stop sign**. The stop sign is placed at the intersection to regulate traffic and ensure the safety of drivers and pedestrians. It requires the ego car to come to a complete

Fig. 18: Example 2 of response results for regional perception task.

