
RUNTIME ANALYSIS OF EVOLUTIONARY DIVERSITY OPTIMIZATION ON THE MULTI-OBJECTIVE (LEADINGONES, TRAILINGZEROS) PROBLEM

A PREPRINT

Denis Antipov
LIP6, CNRS, Sorbonne Université
Paris, France

Aneta Neumann
Optimisation and Logistics
School of Computer and Mathematical Sciences
The University of Adelaide
Adelaide, Australia

Frank Neumann
Optimisation and Logistics
School of Computer and Mathematical Sciences
The University of Adelaide
Adelaide, Australia

Andrew M. Sutton
University of Minnesota Duluth
Duluth, USA

December 17, 2025

ABSTRACT

Diversity optimization is the class of optimization problems in which we aim to find a diverse set of good solutions. One of the frequently-used approaches to solve such problems is to use evolutionary algorithms that evolve a desired diverse population. This approach is called evolutionary diversity optimization (EDO).

In this paper, we analyze EDO on a three-objective function $LOTZ_k$, which is a modification of the two-objective benchmark function (LeadingOnes, TrailingZeros). We prove that the GSEMO computes a set of all Pareto-optimal solutions in $O(kn^3)$ expected iterations. We also analyze the runtime of the $GSEMO_D$ algorithm (a modification of the GSEMO for diversity optimization) until it finds a population with the best possible diversity for two different diversity measures: the total imbalance and the sorted imbalances vector. For the first measure we show that the $GSEMO_D$ optimizes it in $O(kn^2 \log(n))$ expected iterations (which is asymptotically faster than the upper bound on the runtime until it finds a Pareto-optimal population), and for the second measure we show an upper bound of $O(k^2 n^3 \log(n))$ expected iterations.

We complement our theoretical analysis with an empirical study, which shows a very similar behavior for both diversity measures. The results of experiments suggest that our bounds for the total imbalance measure are tight, while the bounds for the imbalances vector are too pessimistic.

Keywords Diversity optimization, Multi-objective optimization, Theory, Runtime analysis

1 Introduction

Computing a diverse set of high quality solutions has recently become an important topic in the area of artificial intelligence and in particular in the field of evolutionary computation [1, 2, 3]. Different approaches have been designed for using classical solvers in order to compute diverse sets of high quality solutions for problems in the areas of planning [4] and satisfiability [5]. Such problems are often met in practice, especially when there are some factors which are hard to formalize, such as politics, ethics or aesthetics. In these cases, the algorithm user would prefer to have several different good solutions rather than one single best solution in order to have an opportunity to choose among

them. In practice this problem arises in, e.g., optimization of floor plans of buildings [6], the cutting stock problem [7], space mission design [8], quantum control [9] structural optimization in bridges [10] and drug discovery [11].

In contrast to standard single-objective optimization, where the search is performed in a space of potential solutions, diversity optimization works in a space of solution sets and is usually also harder from a computational complexity perspective [1]. This makes it natural to use evolutionary algorithms (EAs) for solving such problems, since they are designed to evolve populations of solutions. This approach is called *evolutionary diversity optimization* (EDO). Evolutionary diversity optimization aims at finding a set of solutions such that (i) all solutions meet a given quality threshold and (ii) the set of solutions has maximum diversity according to a chosen diversity measure.

In multi-objective problems, where the aim is to find a set of Pareto-optimal solutions which are diverse in their fitness, there also might be a need for a diversity of their genotype. For example, in [12] the authors designed optimal mechanical parts for different contexts with the aim of finding a good design for each context. This work inspired multi-objective quality diversity (QD) algorithms which are closely related to EDO [13]. EDO would also be useful in this setting, since it allows to find a diverse Pareto-optimal set, where for each balance between the main objectives the decision maker could choose a good design for their context.

1.1 Related work

Feature-based EDO approaches that seek to compute a diverse set of solutions with respect to a given set of features have been carried out for evolving different sets of instances of the traveling salesperson problem [14] as well as evolving diverse sets of images [15]. For these computations a variety of different diversity measures with respect to the given features such as the star discrepancy measure [16] and the use of popular indicators from the area of evolutionary multi-objective optimization [17] have been studied.

Classical combinatorial optimization problems for which EDO algorithms have been designed to compute diverse sets of solutions include the traveling salesperson problem [18, 19, 20], the traveling thief problem [21], the computation of minimum spanning trees [22] and related communication problems in the area of defense [23].

Establishing theoretical foundations of evolutionary diversity optimization in the context of runtime analysis is a challenging task as it involves the understanding of population dynamics with respect to the given problem and the used diversity measure. Initial studies have been carried out for classical benchmark problems in the area of evolutionary computation such as ONEMAX and LEADINGONES [24]. For permutation problems such as the traveling salesperson problem and the quadratic assignment problem, runtime bounds have been provided for computing a maximal diverse set of permutations when there is no restriction on the quality of solutions [20]. In the context of optimization of monotone submodular problems with given constraints, results on the approximation quality of diversifying greedy approaches that produce a diverse population have been provided in [25] and [26].

In the domain of multi-objective optimization, EDO was studied in [27], where it was shown that on the ONEMINMAX benchmark problem the $(\mu + 1)$ -DIVEA (which is very similar to the GSEMO_D in their setting) can compute a Pareto-optimal population with the best possible total Hamming distance in $O(n^3 \log(n))$ expected iterations. It was conjectured in [28] that this expected runtime is actually $O(n^2 \log(n))$ when the algorithm starts with a population covering the entire Pareto front, and hence it is asymptotically not larger than the expected time needed for computing the whole Pareto front with classic multi-objective EAs.

1.2 Our contribution

In this paper, we aim at a better understanding of EDO processes in many-objective problems, and in particular, we address the following open questions.

1. How can diversity be optimized in multi-objective problems, and what are the main sources of progress in its optimization?
2. How does an EDO algorithm behave in situations where, in contrast to problems like ONEMINMAX, a significant portion of the space is *not* on the Pareto front, and thus the front must first be located?
3. Which diversity measure is most effective at guiding evolution towards populations of maximum diversity?

We approach these questions by performing a rigorous analysis of EDO on multi-objective problems and for the first time consider a three-objective problem called LOTZ_k (formally defined in the following section). This problem is a modification of the classical bi-objective benchmark problem LOTZ. The main difference is that all solutions that meet some quality threshold on the LOTZ function lie on the Pareto front of LOTZ_k.

We perform a runtime analysis of a simple evolutionary multi-objective optimizer GSEMO_D , that optimizes diversity only when breaking ties between equal-fitness individuals competing for inclusion in the population. We prove that the GSEMO_D finds a Pareto-optimal population on LOTZ_k in $O(kn^3)$ expected iterations. We also prove, for two different diversity measures, upper bounds on the expected time for the GSEMO_D to find the optimal diversity starting from a Pareto-optimal population. For one measure (called the total imbalance) this bound is $O(kn^2 \log(n))$, which is smaller than the upper bound on the runtime until finding a Pareto-optimal population. For the second diversity measure (called the sorted imbalances vector) we prove a weaker upper bound $O(k^2 n^3 \log(n))$. Our proofs are based on a rigorous study of which individuals are key to improving the diversity, and we believe that similar arguments might be fruitful in future theoretical studies of EDO.

We also show empirically that it takes the GSEMO_D a relatively short time to find the optimal diversity after covering the whole Pareto front for both diversity measures. This demonstrates the benefits of the EDO approach and also suggests that optimizing diversity via tie-breaking rules is an easy-to-implement and a very effective method. This is supported by additional experiments that demonstrate that the diversity is also effectively optimized even before the Pareto front is fully covered.

2 Preliminaries

In this paper we consider only pseudo-Boolean optimization, that is, our search space is the set of bit strings of length n . We use the following notation. For integers $a, b \in \mathbb{N}$ with $a < b$, we denote by $[a..b]$ the integer interval $\{a, a+1, \dots, b\}$. Bits of a bit string x of length n are denoted by x_i , where $i \in [1..n]$. We assume that x_1 is the leftmost bit and x_n is the rightmost bit. For any non-negative integer i by 1^i (or 0^i) we denote the all-ones (or all-zeros) bit string of length i . If $i = 0$, this is an empty string. When we have a Boolean predicate A , we use Iverson bracket $[A]$ to map this Boolean value into $\{0, 1\}$. For a multi-objective function $f(x) = (f_1(x), f_2(x), \dots, f_m(x))$, we call $f(x)$ the *fitness vector* of x and we call each of $f_1(x), \dots, f_m(x)$ the *fitness values* of x .

Dominance. Given two points x and y and a k -objective function $f = (f_1, \dots, f_k)$ defined on these points, we say that x dominates y with respect to f , if for all $i \in [1..k]$ we have $f_i(x) \geq f_i(y)$ and there exists $j \in [1..k]$ for which $f_j(x) > f_j(y)$. We write it as $x \succ y$.

2.1 The GSEMO_D

The *Simple Evolutionary Multi-objective Optimizer* (SEMO) is an evolutionary algorithm for solving multi-objective problems. At all iterations this algorithm keeps a population of non-dominated solutions. The SEMO is initialized with a point from the search space chosen uniformly at random. In each iteration it chooses an individual from its current population uniformly at random and mutates it. If the mutated offspring is not dominated by any individual in the population, it is added to the population, and all individuals which are dominated by this offspring are removed from the population.

The SEMO does not allow two individuals with the same fitness to be in the population. A situation when a new offspring y is identical (in terms of fitness) to some individual x in the population can be handled in different ways. Usually, y replaces x to enhance exploration of the search space, since y is a new individual, and x is an older one. This tie, however, can also be broken in a way that improves some secondary objective. In this paper we are interested in finding a *diverse* set of non-dominated solutions, so we can remove an individual with which the diversity measure is worse. We call the SEMO that optimizes a diversity measure D in such way the SEMO_D .

This mechanism is similar to the tie-breaking rule in the $(\mu + 1)$ genetic algorithm (GA) for single-objective optimization described by [29]. There, it was shown that a diversity-improving tie-breaking rule allows to use crossover in a very effective way to escape local optima. This resulted in a $O(n \log n + 4^k)$ runtime on the JUMP_k benchmark, which is much smaller than the $O(n^{k-1})$ upper bound on the runtime of most classic GAs on that problem [30, 31]. In this paper, however, diversity is our primary goal, and the fitness has a role of a constraint (that is, we want the solutions to be Pareto-optimal). However, since diversity is a measure of a whole population, but not of a single individual, such a tie-breaking rule is a natural way to optimize diversity *after* finding a Pareto-optimal population.

In the literature, the SEMO which uses standard bit mutation to generate new offspring is usually called the *Global SEMO* (GSEMO). Similarly, we call the SEMO_D with standard bit mutation the GSEMO_D . The pseudocode of the GSEMO_D is shown in Algorithm 1.

Algorithm 1: The Global SEMO_D maximizing a multi-objective function f and optimizing a diversity measure D .

```

1 Choose  $x \in \{0, 1\}^n$  uniformly at random;
2  $P \leftarrow \{x\}$ ;
3 repeat
4   Choose  $x \in P$  uniformly at random;
5   Create  $y$  by flipping each bit of  $x$  with probability  $\frac{1}{n}$ ;
6   if  $\exists w \in P : f(w) = f(y)$  then
7     if  $D((P \cup \{y\}) \setminus \{w\})$  is not worse than  $D(P)$  then
8        $P \leftarrow (P \cup \{y\}) \setminus \{w\}$ ;
9   else if  $\nexists w \in P : w \succ y$  then
10     $P \leftarrow (P \cup \{y\}) \setminus \{z \in P \mid y \succ z\}$ ;
11 until stop;
```

2.2 Diversity Measures

In this paper, we consider diversity measures based on the balance between 1-bits and 0-bits in each position in the population. For each $i \in [1..n]$ we denote by $n_1(i)$ the number of individuals in the population, which have a 1-bit in position i . More formally, $n_1(i) = \sum_{x \in P} x_i$, where P is the population of the GSEMO_D . Similarly, by $n_0(i)$ we denote the number of 0-bits in position i . We define the *imbalance* $b(i)$ of position i as $|n_1(i) - n_0(i)|$. Intuitively, when we have a large imbalance in position i , the population is too homogeneous in that position, hence the optimal diversity implies minimizing the imbalance of each position.

Based on this observation, we define two diversity measures. The first one is called the *total imbalance* and it is equal to the sum of the balances of all positions. Namely, we have $D(P) = \sum_{i=1}^n b(i)$. The smaller this measure, the better the diversity.

The second measure is the *sorted imbalances vector*, which is defined by vector $D(P) = (b(\sigma(i)))_{i=1}^n$, where σ is a permutation of positions $[1..n]$ such that the sequence $b(\sigma(i))_{i=1}^n$ is non-increasing. When comparing two populations of the same size, the one with a lexicographically smaller vector $D(P)$ is more diverse. We do not determine how to compare diversity of populations of different sizes, since this comparison never occurs in the GSEMO_D , and most of the other classic EAs have populations of a fixed size during their whole run.

We note that using the imbalances to estimate the diversity is also implicitly used in the total Hamming distance, which was first shown in [32].

2.3 LOTZ_k Problem

In this paper we consider a classic benchmark bi-objective function (LEADINGONES, TRAILINGZEROS) (LOTZ for brevity), which is defined on the space of bit strings of length n . We call n the problem size. The first objective LEADINGONES (LO for brevity) returns the length of the longest prefix consisting only of 1-bits, more formally,

$$\text{LEADINGONES}(x) = \text{LO}(x) = \sum_{i=1}^n \prod_{j=1}^i x_j.$$

The second objective TRAILINGZEROS (TZ for brevity) returns the length of the longest suffix which consists only of 0-bits, namely

$$\text{TRAILINGZEROS}(x) = \text{TZ}(x) = \sum_{i=1}^n \prod_{j=n-i+1}^n (1 - x_j).$$

These two objectives contradict each other, and for any bit string x we have $\text{LO}(x) + \text{TZ}(x) \leq n$.

The Pareto front of LOTZ consists of $n + 1$ bit strings of form $1^i 0^{n-i}$, for all $i \in [0..n]$. This means that the Pareto-optimal population has a fixed diversity. To study the aspects of diversity optimization by the GSEMO_D , we modify this problem.

We introduce a parameter $k \in [2..n]$, and we say that all bit strings x which have $\text{LO}(x) + \text{TZ}(x) \geq n - k$ do not dominate each other. We call such bit strings and also their fitness vectors *feasible*. The fitness vectors of feasible bit

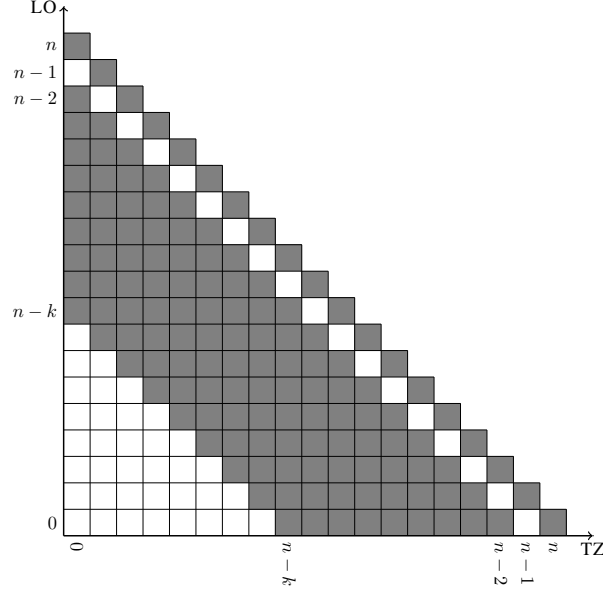


Figure 1: Illustration of the feasible fitness vectors. Each square cell represents some fitness pair (f_{LO}, f_{TZ}) . The feasible pairs, for which $f_{LO} + f_{TZ} \geq n - k$ are shown in dark grey. Note that individuals with $f_{LO} + f_{TZ} = n - 1$ do not exist.

strings are illustrated in Figure 1. We note that there is no bit string x such that $LO(x) + TZ(x) = n - 1$, for the following reason. Assume that $LO(x) = i$. Then x has prefix $1^i 0$, hence $x_{i+1} = 0$. If $TZ(x) = n - 1 - LO(x) = n - 1 - i$, then x also has suffix 10^{n-1-i} . Then $x_{i+1} = 1$, which contradicts the requirement on the prefix, hence we cannot have $LO(x) + TZ(x) = n - 1$.

To allow the $GSEMO_D$ handle our requirement on the non-domination between feasible bit strings, we define $LOTZ_k$ as a three-objective problem

$$LOTZ_k(x) = (LO(x), TZ(x), h(LO(x) + TZ(x))),$$

where $h : \mathbb{R} \mapsto \mathbb{R}$ is defined as

$$h(u) := \begin{cases} 0, & \text{if } u < n - k, \\ n + 1 - u, & \text{if } u \geq n - k. \end{cases}$$

From this definition it follows that for any $u, v \in [0..n]$ we have

$$u > v \Rightarrow \begin{cases} h(u) \geq h(v), & \text{if } v < n - k, \\ h(u) < h(v), & \text{if } v \geq n - k. \end{cases}$$

Consequently, if x dominates y in terms of $LOTZ$ (that is, the first two objectives) and both of them are feasible, then we have $LO(x) + TZ(x) > LO(y) + TZ(y)$, and hence the third objective is better for y . Hence, any pair of feasible individuals do not dominate each other. Otherwise, if at least one of the two bit strings is not feasible, then the additional objective does not affect the domination relation. Since the third objective of $LOTZ_k$ is determined by the first two objectives, we often omit it from the notation to simplify the reading, and for a bit string x we write its fitness vector as $(LO(x), TZ(x))$.

Problem statement. In this paper we study the behavior of the $GSEMO_D$ on $LOTZ_k$ for a variable parameter k . We aim to estimate the runtime of the $GSEMO_D$, that is, the number of iterations this algorithm performs until it finds a population which has solutions with all feasible fitness values in it, and also has the best possible diversity. We note that such a population cannot contain any infeasible solution, since each infeasible solution is dominated by at least one feasible solution, thus it cannot be accepted into the final population of the $GSEMO_D$. As a part of this problem, we also aim to estimate the time until the $GSEMO$ finds a Pareto-optimal population of the three-objective $LOTZ_k$ function.

3 Optimal Diversity

In this section, we show the best possible diversity of a population which covers the whole Pareto front of LOTZ_k (i.e., contains all feasible fitness vectors). Although we will not derive a simple formula for the optimal imbalances vector (that is, optimal imbalances for each position), we will show how the optimal diversity can be computed. We will use the observations from this section in our runtime analysis and also in our experiments to determine the moment when the algorithm finds the optimal diversity.

Before discussing the optimal diversity, we show the following lemma which estimates the population size of the GSEMO_D on different stages of its run.

Lemma 1. *When the GSEMO_D runs on LOTZ_k with $k \geq 2$, before it finds the first feasible solution, the maximum population size is $\max_{x \in P} (\text{LO}(x) + \text{TZ}(x)) + 1 \leq n - k$. Once the GSEMO_D finds a feasible solution, the maximum population size is $\mu_{\max} := nk - \frac{(k-2)(k+1)}{2} \leq nk$. The size of any Pareto-optimal population containing all feasible fitness vectors is also μ_{\max} .*

Proof. Before we find a feasible solution we can only have one individual per each LO value in the population, since if we had two of them (and both were infeasible), then the one of them with a larger TZ value would dominate the other, which is impossible by the definition of the GSEMO_D . They also cannot have the same TZ value, since then they have an identical fitness, which is also impossible by the definition of the GSEMO_D . The number of different LO values of the population is not greater than the maximum LO + TZ value in the population plus one. If we do not have feasible solutions in the population, this value is never greater than $n - k$.

Once we have a feasible solution in the population, for each LO value $\ell < n$ we can have at most $\min(k, n - \ell)$ solutions with different TZ values in the population, which are feasible solutions with this LO value (see Fig. 1 for illustration). For $\ell = n$ we can have only one solution, which is 1^n . Since we can have only one solution per each LOTZ value, having more solutions for this LO value would mean that we also have infeasible solutions in the population which are dominated by feasible ones (which contradicts our assumption on the Pareto-optimality of the population). Summing this up over all LO values, we obtain that the maximum population size μ_{\max} is at most

$$\begin{aligned} \mu_{\max} &= \sum_{\ell=0}^{n-1} \min(k, n - \ell) + 1 = k(n - k + 1) + \sum_{\ell=n-k+1}^{n-1} (n - \ell) + 1 \\ &= nk - k^2 + k + \frac{k(k-1)}{2} + 1 = nk - \frac{(k-2)(k+1)}{2} \leq nk. \end{aligned}$$

This is the same as the total number of different feasible fitness vectors, thus the maximum size of a Pareto-optimal population. \square

We now estimate the minimum imbalance for each position. We aim to have individuals with all feasible fitness vectors in the population, and each fitness value implies particular bit values in some position of an individual with such fitness. Namely, an individual x with $\text{LO}(x) = j$ and $\text{TZ}(x) = \ell$ definitely has 1-bits in positions $[1..j] \cup \{n - \ell - 1\}$ and 0-bits in positions $\{j + 1\} \cup [n - \ell..n]$, however in positions $[j + 2..n - \ell - 2]$ any bit value is possible. We can distinguish the following three groups of fitness vectors for each position i . First, the feasible fitness vectors for which any individual with this fitness is guaranteed to have a 1-bit in position i . We denote the set of these values for position i by $M_1(i)$ and then define $m_1(i) := |M_1(i)|$. Second, the feasible fitness vectors which yield a 0-bit in position i , the set of which we denote by $M_0(i)$ and then define $m_0(i) := |M_0(i)|$. All the remaining feasible fitness vectors, for which the bit value in position i can be either one or zero, are denoted by $M(i)$ and then we define $m(i) := |M(i)|$. With this notation, the following lemma establishes the minimum imbalance that can be reached in each position.

Lemma 2. *Consider a population, which covers all feasible fitness vectors of LOTZ_k with $k \geq 2$. For any position $i \in [1..n]$ the minimum imbalance is*

$$b_{\text{opt}}(i) = \max \{ |m_0(i) - m_1(i)| - m(i), \delta \}, \quad (1)$$

where

- $m_0(i)$ is the number of individuals in the population which are guaranteed to have a 0-bit in position i , and

$$m_0(i) = \frac{i(i-1)}{2} - [i > k+1] \cdot \frac{(i-k-1)(i-k)}{2} + \min\{n-i+1, k\},$$

$k \bmod 4$	0	1	2	3
n				
odd	odd	even	even	odd
even	odd	odd	even	even

Table 1: The parity of the population size depending on the problem size n and parameter k . Note that when $(k \bmod 4)$ is either 2 or 3, then the term $\frac{(k-2)(k+1)}{2}$ is even.

- $m_1(i)$ is the number of individuals in the population which are guaranteed to have a 1-bit in position i , and

$$m_1(i) = \frac{(n-i+1)(n-i)}{2} - [i < n-k] \cdot \frac{(n-k-i)(n-k-i+1)}{2} + \min\{i, k\},$$

- $m(i)$ is the number of individuals in the population which can have any value in position i , and

$$m(i) = \min\{k-2, i-1\} \cdot \min\{k-2, n-i\} - \frac{a(i)(a(i)+1)}{2}, \text{ where}$$

$$a(i) := \max\{0, \min\{k-3, i-2, n-i-1, n-k\}\},$$

- $\delta = \mu_{\max} \bmod 2$.

Proof. We first observe that if the difference between $m_1(i)$ and $m_0(i)$ is larger than $m(i)$, then the imbalance in this position will be at least $|m_0(i) - m_1(i)| - m(i)$, which we have when all $m(i)$ free bits are set to the minority value. Otherwise, we can set the values of the i -th bits of individuals with fitness in $M(i)$ to any value and get the perfect imbalance in that position. This perfect imbalance δ is 1, when the number of feasible individuals μ is odd, and it is 0, if μ is even. This is equivalent to $\delta = \mu \bmod 2$ or, since by Lemma 1 the size of any population of all feasible fitness vectors is μ_{\max} , it is also the same as $\delta = \mu_{\max} \bmod 2$. Since by Lemma 1 we have $\mu = \mu_{\max} = nk - \frac{(k+2)(k-1)}{2}$, we can compute the parity of μ depending on n and k , which is shown in Table 1. Therefore, the smallest possible imbalance $b_{\text{opt}}(i)$ which we can have in position i in a Pareto-optimal population is

$$b_{\text{opt}}(i) = \max\{|m_0(i) - m_1(i)| - m(i), \delta\}.$$

We now fix an arbitrary i and estimate the values of $m_0(i)$, $m_1(i)$ and $m(i)$. Each feasible fitness vector belongs to one (and only one) of three sets $M_1(i)$, $M_0(i)$ and $M(i)$. Consider some arbitrary feasible fitness vector $(f_{\text{LO}}, f_{\text{TZ}})$. An individual x with this fitness must have zero in position i , if either $\text{TZ}(x) = f_{\text{TZ}}$ is at least $n-i+1$, or if $\text{LO}(x) = f_{\text{LO}}$ is exactly $i-1$. To belong to $M_1(i)$, this fitness pair must also satisfy $f_{\text{LO}}(x) + f_{\text{TZ}}(x) \geq n-k$. Similarly, $(f_{\text{LO}}, f_{\text{TZ}})$ belongs to $M_0(i)$, if $f_{\text{LO}} \geq i$ or $f_{\text{TZ}} = n-i$, and $\text{LO}(x) + \text{TZ}(x) \geq n-k$. The fitness vector $(f_{\text{LO}}, f_{\text{TZ}})$ belongs to $M(i)$ (that is, it does not determine the bit value in position i), if $f_{\text{LO}} < i-1$ and $f_{\text{TZ}} < n-i$ and $f_{\text{LO}} + f_{\text{TZ}} \geq n-k$. We illustrate the fitness pairs which have a 1-bit, 0-bit or any bit in position i in Figure 2.

To compute $m_1(i)$, we split $M_1(i)$ into two disjoint sets $M'_1(i)$ and $M''_1(i)$ as follows.

$$M'_1(i) := \{(f_{\text{LO}}, f_{\text{TZ}}) : (f_{\text{LO}} \geq i) \wedge (f_{\text{LO}} + f_{\text{TZ}} \geq n-k)\},$$

which is the red triangle (without a line of values for each $f_{\text{LO}} + f_{\text{TZ}} = n-1$) in Figure 2, and

$$M''_1(i) := \{(f_{\text{LO}}, f_{\text{TZ}}) : (f_{\text{TZ}} = n-i) \wedge (f_{\text{LO}} < i-1) \wedge (f_{\text{LO}} + f_{\text{TZ}} \geq n-k)\},$$

which is the red column in Figure 2. The number of fitness pairs $(f_{\text{LO}}, f_{\text{TZ}})$ with $f_{\text{LO}} \geq i$ (the red triangle in Figure 2) is exactly $\frac{(n-i+1)(n-i+2)}{2} - (n-i)$. However, if $i < n-k$, then $\frac{(n-k-i)(n-k-i+1)}{2}$ of them are infeasible. Therefore, we have

$$|M'_1(i)| = \frac{(n-i+1)(n-i+2)}{2} - (n-i) - [i < n-k] \cdot \frac{(n-k-i)(n-k-i+1)}{2}.$$

The number of fitness pairs $(f_{\text{LO}}, f_{\text{TZ}})$ with $f_{\text{TZ}} = n-i$ and $f_{\text{LO}} < i-1$ is $i-1$. However, at most $k-1$ of them are feasible. Hence,

$$|M''_1(i)| = \min\{i-1, k-1\} = \min\{i, k\} - 1.$$

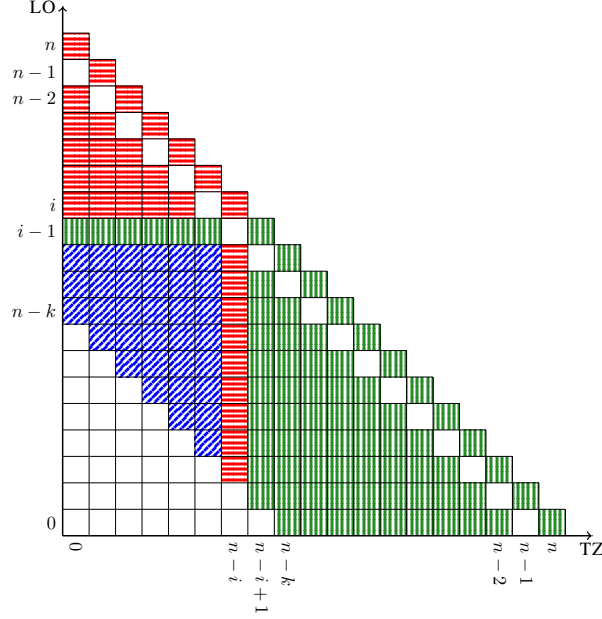


Figure 2: Illustration of feasible fitness vectors and their effect on the bit value of some arbitrary position i . Each square cell represents some fitness pair (f_{LO}, f_{TZ}) . The feasible pairs, for which $f_{LO} + f_{TZ} \geq n - k$ are marked with stripes of different colors. Note that individuals with $f_{LO} + f_{TZ} = n - 1$ do not exist. Horizontal red lines show the pairs which guarantee a 1-bit in position i . Vertical green lines show the pairs which guarantee a 0-bit in position i . Blue diagonal lines show the pairs, for which we can choose any bit value in position i .

Consequently, we have

$$\begin{aligned}
 m_1(i) &= |M'_1(i)| + |M''_1(i)| \\
 &= \frac{(n-i+1)(n-i+2)}{2} - (n-i) \\
 &\quad - [i < n-k] \cdot \frac{(n-k-i)(n-k-i+1)}{2} \\
 &\quad + \min\{i, k\} - 1 \\
 &= \frac{(n-i+1)(n-i)}{2} + \min\{i, k\} \\
 &\quad - [i < n-k] \cdot \frac{(n-k-i)(n-k-i+1)}{2}.
 \end{aligned}$$

With similar arguments we compute $m_0(i)$. We omit the details, since these calculations are symmetric to those for $m_1(i)$.

$$\begin{aligned}
 m_0(i) &= \frac{i(i-1)}{2} - [i > k+1] \cdot \frac{(i-k-1)(i-k)}{2} \\
 &\quad + \min\{n-i+1, k\}.
 \end{aligned}$$

To compute $m(i)$ we note that $M(i)$, which is highlighted in blue in Figure 2, forms a rectangle with sides $\min\{k-2, i-1\}$ (along the LO axis) and $\min\{k-2, n-i\}$ (along the TZ axis) with the cut out lower left corner of infeasible solutions. This corner is a triangle with a side which is by one smaller than the smallest side of the rectangle, but (when k is large, namely $k > \frac{n}{2}$) it also cannot be larger than $n-k$. Therefore, defining this triangle's side as

$$a(i) := \max\{0, \min\{k-3, i-2, n-i-1, n-k\}\},$$

we obtain

$$\begin{aligned}
 m(i) &= \min\{k-2, i-1\} \cdot \min\{k-2, n-i\} \\
 &\quad - \frac{a(i)(a(i)+1)}{2}.
 \end{aligned} \tag{2}$$

□

Having the expressions for $m_1(i)$, $m_0(i)$ and $m(i)$ for all i , we can compute the optimal imbalances vector by putting these values into eq. (1). In this way we compute the optimal diversity in our experiments to determine the moment when the diversity of a Pareto-optimal population becomes optimal.

The most important outcome of Lemma 2 for our theoretical investigation is that for each position i to have an optimal imbalance $b(i) = b_{\text{opt}}(i)$ in this position in a Pareto-optimal population, we need to have a particular number of 1-bits in position i among the $m(i)$ individuals from $M(i)$.

With this observation we say that the i -th bit of an individual of a Pareto-optimal population with fitness in $M(i)$ is *wrong*, if it has a majority (over the whole population) value of the bits in this position. Otherwise it is *right*. Note that we use this notation only for the bits of individuals with fitness in $M(i)$. The following two lemmas show, how many wrong bits we have in a position depending on its imbalance and how the wrong bits help us to improve the imbalance.

Lemma 3. *For any position $i \in [1..n]$ the number of wrong bits in this position is at least $\frac{b(i) - b_{\text{opt}}(i)}{2}$.*

Proof. If $b(i) = b_{\text{opt}}(i)$, then the lemma is trivial. If $b(i) > b_{\text{opt}}(i) \geq 0$, then the numbers of 1-bits and 0-bits in position i are not equal. Without loss of generality, assume that we have more 1-bits in position i , and therefore, wrong bits are also 1-bits. Then, if we have $m'(i) \geq 0$ wrong bits, the imbalance of position i is

$$\begin{aligned} b(i) &= |n_1(i) - n_0(i)| = n_1(i) - n_0(i) \\ &= m_1(i) + m'(i) - m_0(i) - (m(i) - m'(i)) \\ &= 2m'(i) + m_1(i) - m_0(i) - m(i) \\ &\leq 2m'(i) + |m_1(i) - m_0(i)| - m(i) \\ &\leq 2m'(i) + b_{\text{opt}}(i), \end{aligned}$$

where the last step used the definition of $b_{\text{opt}}(i)$ given in eq. (1). Therefore,

$$2m'(i) \geq b(i) - b_{\text{opt}}(i).$$

A similar argument can be used when we have more 0-bits than 1-bits in position i . □

Lemma 4. *Consider some arbitrary $i \in [1..n]$ and a Pareto-optimal population of LOTZ_k. If we have $b(i) > b_{\text{opt}}(i)$ and have $m'(i) > 0$ individuals in $M(i)$ with a wrong bit in position i , then replacing any of such individuals with the same bit string, but with a different bit value in position i reduces $b(i)$ by two. The probability that the GSEMO_D reduces $b(i)$ by two in a single iteration is at least $\frac{m'(i)}{ekn^2}$.*

Proof. We first show that from condition $b(i) > b_{\text{opt}}(i)$ it follows that $b(i) \geq 2$. For odd population sizes we have $b(i) > b_{\text{opt}}(i) \geq 1$. For even population sizes $b(i)$ is always even (since the parity of $|n_1(i) - n_0(i)|$ is the same as the parity of $(n_1(i) + n_0(i))$), hence if $b(i) > 0$, then $b(i) \geq 2$.

Without loss of generality, we assume that in position i we have more 1-bits than 0-bits, thus the wrong bits are all ones. If we replace an individual with a wrong bit in position i with an individual, which is different from it only in this position, we do not change the imbalance in any other position than i . In position i we reduce the number of 1-bits and increase the number of 0-bits by one. Let $b'(i)$ be the imbalance of position i after the replacement. Since $b(i) \geq 2$, then we have that $n_1(i) \geq n_0(i) + 2$. Hence after the replacement, we have

$$\begin{aligned} b'(i) &= |(n_1(i) - 1) - (n_0(i) + 1)| \\ &= n_1(i) - n_0(i) - 2 = b(i) - 2. \end{aligned}$$

To generate such an individual, the GSEMO_D can choose one of $m'(i)$ individuals with a wrong bit in position i as a parent and flip only the i -th bit in it. Since by Lemma 1 the population size is at most nk , the probability of this event is at least $\frac{m'(i)}{nk} \cdot \frac{1}{n} (1 - \frac{1}{n})^{n-1} \geq \frac{m'(i)}{ekn^2}$. Note that if such an individual is created, it has exactly the same fitness as its parent (since the bits defining the LEADINGONES or TRAILINGZEROS value have not been touched), and hence it competes with its parent for staying in the population. Since the offspring improves the imbalance of position i without changing anything for other positions, it yields better diversity, and hence it wins against its parent and replaces it in the population. □

4 Runtime Analysis of Covering All Fitness Vectors

In this section we analyze the first stage of the algorithm, namely how it obtains a Pareto-optimal population which contains all feasible solutions. The main result of this section is the following theorem.

Theorem 1. *The expected runtime until the GSEMO or the GSEMO_D finds all feasible fitness values of LOTZ_k with $k \geq 2$ is $O(kn^3)$.*

Proof. We split the analysis into three phases. The first phase covers the steps from the initial population until we find a feasible solution. The second phase lasts until we have at least one feasible solution in the population for each LEADINGONES value. And the third phase lasts until we find all feasible solutions. We note that once a feasible solution gets into a population of the GSEMO or of the GSEMO_D, its fitness vector will always be present in the population, since this solution is never dominated by any other solution.

Phase 1: from the initial solution to a feasible solution. Let X_t be $\max_{x \in P_t} (\text{LO}(x) + \text{TZ}(x))$, where P_t is the population in the beginning of iteration t . During this phase we have $X_t < n - k$ and the phase ends as soon as we get $X_t \geq n - k$. We also note that X_t never decreases with t , since for any two bit strings x and y it is impossible for y to dominate x when $\text{LO}(x) + \text{TZ}(x) > \text{LO}(y) + \text{TZ}(y)$, hence any point x can be removed from the population only by accepting a point with an equal or larger $\text{LO} + \text{TZ}$ value.

To get $X_{t+1} > X_t$ after iteration t we can choose an individual x with maximum value of $(\text{LO}(x) + \text{TZ}(x))$ as a parent (or any such individual, if there are more than one) and increase either its LO value by flipping the first 0-bit in it (and not flipping any other bit) or its TZ value by flipping its last 1-bit (and not flipping any other bit). Since we use standard bit mutation, the probability to flip only one of two particular bits is at least $\frac{2}{n}(1 - \frac{1}{n})^{n-1} \geq \frac{2}{en}$. By Lemma 1, during this phase the population size in iteration t is at most $X_t + 1$, hence the probability to choose such x as a parent is at least $\frac{1}{X_t+1}$. Therefore, the probability to increase X_t is at least $\frac{2}{en(X_t+1)}$. Hence, if $X_t = s$, then the expected number of iterations until we get a larger X_t is $\frac{en(s+1)}{2}$. For each s we increase this value at most once, hence the expected time until we get a feasible solution is at most

$$\sum_{s=0}^{n-k-1} \frac{en(s+1)}{2} = \frac{en}{2} \cdot \frac{(n-k)(n-k+1)}{2} \leq \frac{en^3}{4}.$$

Phase 2: finding a feasible solution for each LO value. In this phase we denote by $F_t \subset P_t$ the set of feasible solutions in the population and by $L_t = \{\text{LO}(x)\}_{x \in F_t}$ the set of different LO values which are present in F_t . We estimate the expected time τ until we find a feasible bit string x with $\text{LO}(x)$ not in L_t . We distinguish two cases.

Case 1: $\max\{L_t\} < n$. In this case, we can choose an individual x from F_t with the maximum LO value as a parent and flip its first 0-bit. If the parent x is the bit string of form $1^\ell 0^{n-\ell}$, then this bit flip creates a new individual x' with $\text{TZ}(x') = \text{TZ}(x) - 1$ and $\text{LO}(x') = \text{LO}(x) + 1$. Otherwise, this creates an individual x' , which has $\text{TZ}(x') = \text{TZ}(x)$ and $\text{LO}(x') > \text{LO}(x)$. In both scenarios, x' is feasible and it adds a new LO value to L_t . The probability to chose such an individual with the maximum LO value as a parent is at least $\frac{1}{nk}$, since the population size is at most nk by Lemma 1. The probability to flip only one particular bit is $\frac{1}{n}(1 - \frac{1}{n})^{n-1} \geq \frac{1}{en}$. Hence, the probability to extend L_t is at least $\frac{1}{ekn^2}$, and $\tau \leq ekn^2$ in this case.

Case 2: $\max\{L_t\} = n$. In this case, we have at least one LO value $\ell \notin L_t$ for which we have $(\ell + 1) \in L_t$. Consider an individual $x \in F_t$ with $\text{LO}(x) = \ell + 1$. If there are several such individuals let x be the one with the largest $\text{TZ}(x)$ value.

If $\text{TZ}(x) > n - k - \text{LO}(x)$, then choosing x as a parent and flipping a 1-bit in position $\ell + 1$ results in an individual x' with $\text{LO}(x') = \ell$ and either $\text{TZ}(x') = \text{TZ}(x) + 1$ (if x is of form $1^{\ell+1}0^{n-\ell-1}$) or $\text{TZ}(x') = \text{TZ}(x)$ (otherwise). In both ways we have $\text{LO}(x') + \text{TZ}(x') \geq \text{LO}(x) - 1 + \text{TZ}(x) \geq n - k$, hence x' is feasible, and it adds ℓ to L_t . The probability to do that (similar to the previous case) is $\frac{1}{ekn^2}$, and therefore, $\tau \leq ekn^2$.

If $\text{TZ}(x) = n - k - \text{LO}(x)$, then if we just reduce the TZ value of x , we get an infeasible individual. However, we can choose x as a parent and flip its last 1-bit. This gives us an individual x' with $\text{LO}(x') = \text{LO}(x)$ and $\text{TZ}(x') \geq \text{TZ}(x) + 1$. Hence, this individual is feasible, and adding it into the population gives us an individual which satisfies $\text{TZ}(x') > n - k - \text{LO}(x')$ and $\text{LO}(x') = \ell + 1$, hence after obtaining it we will need at most ekn^2 expected iterations to add ℓ to L_t , as it has been shown in the previous paragraph. The probability to create such x' is at least $\frac{1}{ekn^2}$, and expected time until it happens is at most ekn^2 . Hence, in the worst scenario in Case 2 we have $\tau \leq 2ekn^2$.

To get all LO values in L_t we need to extend L_t for at most n times, hence the expected duration of Phase 2 is at most $2ekn^3$.

Phase 3: covering all TZ values for each LO value. Consider some arbitrary LO value $\ell \in [0..n]$ and let S be a set of individuals x in the population with $\text{LO}(x) = \ell$. There are two possible cases of how we can extend S (that does not yet contain all possible TZ values), which depend on the maximum TZ value s among all individuals in S .

Case 1: $s < n - \ell$, then we can create a bit string with $\text{LO} = \ell$ and $\text{TZ} > s$ by selecting the individual with $\text{LO} = \ell$ and $\text{TZ} = s$ (the probability of this is at least $\frac{1}{nk}$) and flipping the last 1-bit in it without flipping any other bit (the probability of this is at least $\frac{1}{en}$). Hence, we create an individual with $\text{LO} = \ell$ and with an unseen TZ value with probability at least $\frac{1}{ekn^2}$.

Case 2: $s = n - \ell$ (which is the maximum TZ value for LO value ℓ), then we can create a bit string x with $\text{LO}(x) = \ell$ and a new uncovered TZ value $j < n - \ell - 1$ by selecting the individual with $\text{LO} = \ell$ and $\text{TZ} = s$ and flipping a 0-bit in position $n - \ell$ in it. The probability of this is at least $\frac{1}{ekn^2}$.

We now consider $2ekn^3$ consecutive iterations. Let k' be the number of uncovered TZ values that are missing in S in the beginning of these iterations. Note that $k' < k \leq n$. The event when we create a bit string with an uncovered TZ value for the fixed LO value ℓ happens in each of the $2ekn^3$ iterations with probability at least $\frac{1}{ekn^2}$ until we cover all k' uncovered TZ values. Hence, the number of such events during these iterations dominates a random variable $X \sim \min(k', Y)$, where $Y \sim \text{Bin}(2ekn^3, \frac{1}{ekn^2})$. During this series of iterations we have less than k' such events with probability at most $\Pr[X \leq k'] = \Pr[Y \leq k'] \leq \Pr[Y \leq n]$. Since $E[Y] = 2n$, by a Chernoff bound the latter probability is at most

$$\Pr \left[Y \leq \left(1 - \frac{1}{2}\right) E[Y] \right] \leq \exp \left(-\frac{\frac{1}{4}E[Y]}{3} \right) = e^{-n/6}.$$

By the union bound over all $(n - 1)$ different LO values¹ the probability that after $2ekn^3$ iteration we have at least one such value with a non-covered TZ value is at most $(n - 1)e^{-n/12} = o(1)$. Hence, the expected number of such phases of length $2ekn^3$ which it takes to cover all feasible solutions is $(1 + o(1))$. Therefore, the expected duration of Phase 3 is at most $2e(1 + o(1))kn^3$.

Summing up the expected times for each phase, we obtain that the expected runtime is at most

$$\frac{en^3}{4} + 2ekn^3 + 2e(1 + o(1))kn^3 = O(kn^3).$$

Note that the tie-breaking rule does not play any role in this proof, hence the result holds both for the GSEMO and for the GSEMO_D. \square

5 Runtime Analysis of Diversity Optimization

In this section we analyze how much time it takes the GSEMO_D to find a population with optimal diversity after it has already found a population of all feasible solutions. We start with the following theorem for the total imbalance measure.

Theorem 2. *Consider a run of the GSEMO_D on LOTZ_k with $k \geq 2$ minimizing the diversity measure $D(P) = \sum_{i=1}^n b(i)$ and starting with a population P_0 that covers all feasible fitness vectors. Then the expected runtime of the GSEMO_D until it finds a population with the best possible diversity is $O(kn^2 \ln(n))$.*

Proof. Let P_t be a population of the GSEMO_D in the beginning of iteration t and let $\phi_t(i)$ be the difference between the imbalance of position i and its optimal imbalance in P_t , that is, $\phi_t(i) := b(i) - b_{\text{opt}}(i)$. Let also $\Phi_t := \sum_{i=1}^n \phi_t(i)$, which we call the *potential* of population in iteration t . Note that the potential decreases strongly monotonically with the diversity $D(P_t)$ and hence no population increasing the potential is accepted. When $\Phi_t = 0$, it implies that all $\phi_t(i) = 0$, and therefore, population P_t has an optimal diversity. Therefore, to estimate the runtime of the GSEMO_D, we need to estimate the time until Φ_t becomes zero.

Note that for each i the imbalance of position i is defined by the i -th bits of individuals with fitness in $M(i)$, hence the maximum difference of $b(i)$ and $b_{\text{opt}}(i)$ is $m(i)$ which by Lemma 2 is at most k^2 . Therefore, each $\phi_t(i)$ is at most k^2 and thus, Φ_t is at most nk^2 .

¹We exclude values n and $n - 1$, for which we have only one feasible pair and hence for those LO values all TZ values are covered after the second phase.

By Lemma 4, the probability to reduce $\phi_t(i)$ by two in one iteration is at least $\frac{m'(i)}{ekn^2}$, where we recall that $m'(i)$ is the number of wrong bits in position i . By Lemma 3 we have $m'(i) \geq \frac{\phi_t(i)}{2}$, hence the probability to reduce $\phi_t(i)$ by two is at least $\frac{\phi_t(i)}{2ekn^2}$. The probability to reduce Φ_t by two is at least the probability that we reduce at least one $\phi_t(i)$ by two. Since the events considered in Lemma 4 are disjoint for different positions, we have

$$\Pr[\Phi_t - \Phi_{t+1} = 2] \geq \sum_{i=1}^n \frac{\phi_t(i)}{2ekn^2} = \frac{\Phi_t}{2ekn^2}.$$

For each value Φ_t we reduce this value at most once, since Φ_t does not increase. Conditional on $\Phi_t = s$, the probability to reduce it is at least $\frac{s}{2ekn^2}$, and the expected time until we reduce Φ_t is at most $\frac{2ekn^2}{s}$. Since Φ_t can only take integer values from $[1..nk^2]$ before we find the optimum, the total expected runtime until we find the optimal population is at most the sum of the times to reduce each of the possible values of Φ_t , that is,

$$\begin{aligned} E[T] &\leq \sum_{s=1}^{nk^2} \frac{2ekn^2}{s} \leq 2ekn^2(\ln(nk^2) + 1) \\ &\leq 2ekn^2(3\ln(n) + 1) = O(kn^2 \ln(n)). \end{aligned}$$

□

Note that Theorem 2 gives an upper bound which is asymptotically smaller than the upper bound on the runtime until the GSEMO_D finds all feasible solutions, which by Theorem 1 is $O(kn^3)$, hence the expected runtime until the GSEMO_D finds a population of all feasible solutions with an optimal diversity starting from a random bit string is also $O(kn^3)$.

The second diversity measure which we consider in this paper is the sorted imbalances vector which is to be minimized lexicographically. For this diversity measure we show the following theorem.

Theorem 3. *Consider a run of the GSEMO_D on LOTZ_k with $k \geq 2$ starting with a population P_0 that covers all feasible fitness vectors, and is minimizing the diversity measure $D(P) = (b(\sigma(i)))_{i=1}^n$, where σ is a permutation of positions $[1..n]$ such that sequence $(b(\sigma(i)))_{i=1}^n$ is non-increasing. Then the expected runtime until the GSEMO_D finds a population with the best possible diversity is $O(k^2n^3 \log(n))$.*

Proof. Let P_t be the population of the GSEMO_D in the beginning of iteration t and let $\Phi_t = \max_{i: b(i) > b_{\text{opt}}(i)} b(i)$, that is, the first element of $D(P_t)$ that can be reduced. Note that Φ_t never increases, since this would result into a lexicographically larger sorted imbalances vector. Let also Ψ_t be the number of positions with imbalance Φ_t in iteration t , the imbalance of which can be reduced. If at some iteration t we have $\Phi_t = s$, then Ψ_t does not increase until Φ_t is reduced, otherwise we would get a lexicographically larger imbalances vector. Hence if we define the potential as a pair (Φ_t, Ψ_t) , then it never increases in lexicographical sense.

We find the optimum as soon as we reach the minimum potential, when $\Phi_t = \delta$ (which is either one or zero depending on the population size parity) and $\Psi_t = 0$. The maximum value of Φ_t is the maximum imbalance of any position, which is at most the population size, hence $\Phi_0 \leq nk$. The maximum value of Ψ_t is n , since we have n positions in total.

To decrease Φ_t , we can first decrease Ψ_t to one and then decrease the imbalance of the only position i which has imbalance $b(i) = \Phi_t > b_{\text{opt}}(i)$. To decrease Ψ_t by one, we can decrease the imbalance of any of Ψ_t positions which have the maximum non-optimal imbalance. Consider one of these positions i . By Lemma 4, the probability to decrease its imbalance is at least $\frac{1}{ekn^2}$, since by Lemma 3 there is at least one individual with a wrong bit in this position. The probability that we decrease the imbalance of any of Ψ_t positions is therefore at least $\frac{\Psi_t}{ekn^2}$. Hence, if $\Psi_t = s$, then the expected number of iterations until we decrease it by one is at most $\frac{ekn^2}{s}$. When $\Psi_t = 1$, the expected time until we decrease the imbalance of this position is ekn^2 . Hence, summing up the expected times to decrease Ψ_t for all possible values of it we get an upper bound on the expectation of time T' until we decrease the value of Φ_t .

$$E[T'] \leq \sum_{s=1}^n \frac{ekn^2}{s} \leq ekn^2(\ln(n) + 1).$$

We can reduce the value of Φ_t at most nk times until we reach the optimal diversity, hence the total expected runtime until we find a population with the optimal diversity is at most

$$E[T] \leq knE[T'] = ek^2n^3(\ln(n) + 1) = O(k^2n^3 \log(n)).$$

□

We note that when we optimize the diversity measured by the sorted imbalances vector, the total imbalance might increase. This happens when we decrease the imbalance of some position i , but also increase imbalances of positions which at the moment have smaller imbalances than position i . This situation resembles optimization of the BINVAL benchmark function with the $(1 + 1)$ EA, for which the ONEMAX value can decrease, but it does not slow down the optimization [33]. This analogy makes us optimistic that it takes much less time to optimize this sorted imbalances vector than our upper bound in Theorem 3, and the results of the experiments shown in the next section support this optimism. However, the main problem with proving it is that imbalances can be changed in large chunks, when we replace one individual with a one-bit mutation of another, but not of itself.

6 Experiments

In this section we report the results of our empirical study. This study includes three experiments. First, we ran the GSEMO_D on LOTZ_k with varying parameters n and k and using different diversity measures and tracked the time until it found a population covering the whole Pareto front and also the time it further took the algorithm to find a population with optimal diversity. Then, we ran the GSEMO and the GSEMO_D on LOTZ_k (with the same set of parameters n and k) until they covered the whole Pareto front and measure the diversity of the resulting population. In the last experiment, we ran the GSEMO_D on LOTZ_k starting from a population that covers the whole Pareto front, but has the worst possible diversity.

6.1 Experiments with Total Runtime

In this subsection we discuss an experiment where we ran the GSEMO_D on LOTZ_k on different problem sizes and with different values of k . We used $n \in \{2^3, 2^4, 2^5, 2^6, 2^7\}$ and for each n , except $n = 2^7$, we used $k \in \{2, 4, \lfloor \sqrt{n} \rfloor, \frac{n}{2}, n\}$. For the largest $n = 2^7$ we used only $k \in \{2, 4, \lfloor \sqrt{n} \rfloor\}$. We used both diversity measures (the total imbalance and the sorted imbalances vector) and made 128 runs of the GSEMO_D for each parameter setting and each diversity measure.

The results are shown in Figure 3. The plots show the mean runtimes over 128 runs and include error bars indicating the standard deviation. The dashed lines correspond to the runtimes until the entire Pareto front is covered, and solid lines correspond to the total runtimes until a population with maximum diversity is found. All of them are normalized by the upper bound from Theorem 1 on the time of the first phase of the optimization, that is, by kn^3 , which helps to see the differences between the plots.

The results of the runs when the GSEMO_D minimized the sum of total imbalances are shown in the left plot in Figure 3. In this figure we see that all the normalized runtimes (both the runtimes until we obtain a Pareto-optimal population, indicated by the dashed lines, and runtimes until the optimal diversity, indicated by the solid lines) are decreasing, which suggests that the asymptotical upper bound might be even smaller than $O(kn^3)$, but not by a large factor.

We observe that the time required by the algorithm to get an optimal diversity after computing a Pareto-optimal population is small compared to the time required to find a Pareto-optimal population for the first time. This matches the ratio between the upper bounds shown in Theorems 1 and 3, however, we note that without a proof of a matching lower bound for the first stage (until we cover the Pareto front) we cannot state that the duration of the second stage (that is, after finding a Pareto-optimal population) is a small fraction of the total runtime.

Also, note that for $k = 2$ both lines coincide. This is because for any fitness pair (f_{LO}, f_{TZ}) such that $f_{LO} + f_{TZ} = n - 2$ there exists only one bit string with this fitness, hence there exists a unique Pareto-optimal population, which therefore has an optimal diversity.

The results of the runs when the GSEMO_D minimized the imbalances vector, sorted in descending order, are shown in the right plot in Figure 3. In this figure we see that all the normalized runtimes are decreasing, which suggests that the asymptotical upper bound might be even smaller than $O(kn^3)$, but not by a large factor. This also indicates that the upper bound on the diversity optimization time given in Theorem 3 is not tight and in practice the time required for diversity optimization is not larger than the time needed for finding a Pareto-optimal population. For large values of k the duration of diversity optimization is even smaller than it is for the total imbalance.

6.2 Diversity after Covering the Pareto Front

In this subsection, we discuss an experiment, where we ran the GSEMO and the GSEMO_D on LOTZ_k from a random solution and until they covered the whole Pareto front. We used the same values of n and k as for the experiments described in Section 6.1. We ran the GSEMO_D with each of the two diversity measures (the total imbalance and

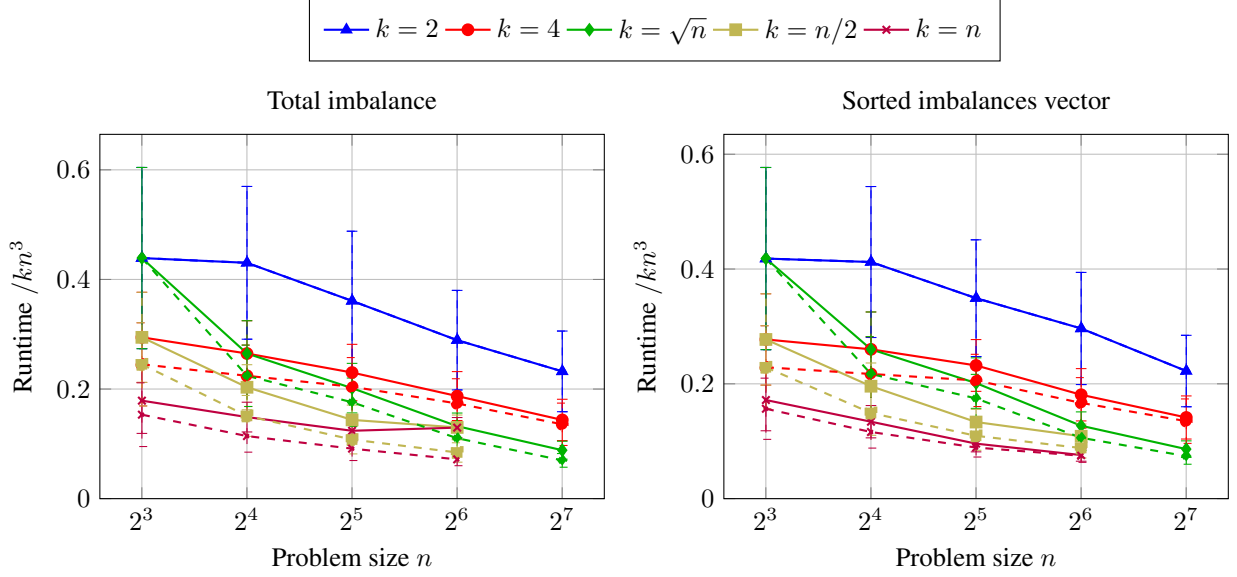


Figure 3: The normalized runtimes of the GSEMO_D when optimizing the total imbalance diversity (on the left) and the sorted imbalances vector (on the right). The dashed lines show the time until a Pareto-optimal population is found and the solid lines show the time until the optimal diversity is reached. All runtimes are normalized by kn^3 , which is asymptotically the same as the upper bound shown in Theorem 1.

the sorted imbalances vector) and made 128 runs for each parameter setting and each diversity measure. For each run we remembered the total imbalance at the moment when the algorithm covered the whole Pareto front. Figure 4 illustrates the mean value of the total imbalance and its standard deviation for all three approaches depending on the problem size. Solid lines correspond to the total imbalance measure, dashed lines correspond to the sorted imbalances vector, and the dashed-dotted lines correspond to no diversity optimization. To show the difference between the three approaches in more details, we apply the following transformations to the resulting total imbalance of each run (in this order).

1. The values of total imbalance are normalized by the optimal imbalance for this problem size n and parameter k .
2. From the normalized values we subtract one.
3. We use logarithmic scale of Y -axis.

The first step allows to disregard the difference in the optimal total imbalance for different problem sizes and different values of k , which makes the comparison fair. However, it results in values that are all only slightly larger than one. The second and the third steps allow to amplify the visual difference between these values. Note that we omit $k = 2$ (including the point for $n = 8$ and $k = \lfloor \sqrt{n} \rfloor = 2$), since for this k we always have the optimal diversity once we cover the Pareto front.

In Figure 4 we see that the GSEMO_D , independently of which diversity measure it optimizes, has a diversity very close to the optimal value when it covers the Pareto front. In contrast, the GSEMO has a diversity which is far from optimal (except for $k = 2$, when we have a unique Pareto-optimal population). This indicates that diversity optimization works very well also in the first phase of optimization, even before we find the whole Pareto front. We believe that this is a strong argument for implementing diversity-improving tie-breaking mechanisms in classic optimization: they help obtain a much more diverse population at almost no cost. In addition, in crossover-based algorithms it might help to exploit the true potential of crossover, as it was done in [29].

6.3 Starting with the Worst Diversity

To better understand diversity optimization and to isolate it from Pareto optimization, we performed experiments where the initial population covers the Pareto front, but has the worst possible diversity. We used the same values of n and k as in Section 6.1. To make a population with the worst diversity, we maximized the imbalance of each position.

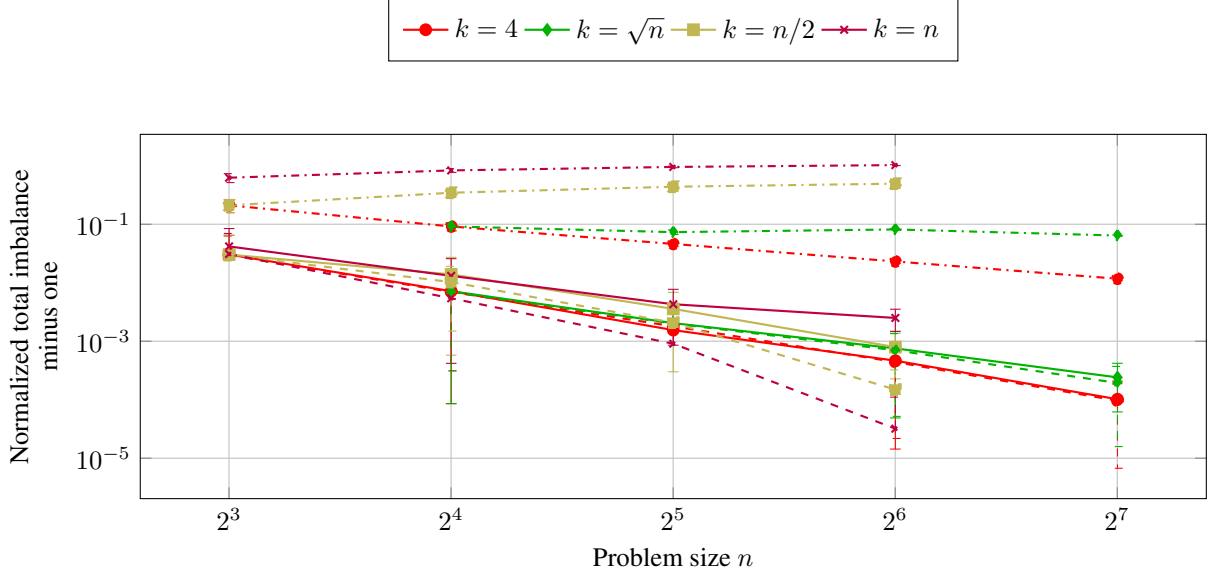


Figure 4: The mean diversity (total imbalance) and its standard deviation at the moment when the GSEMO or the GSEMO_D covers the whole Pareto front for the first time. Solid lines correspond to the GSEMO_D optimizing the total imbalance measure. Dashed lines correspond to the GSEMO_D optimizing the sorted imbalances vector. Dashed-dotted lines correspond to the GSEMO which does not optimize any diversity measure. For highlighting the differences, each value is normalized by the minimum possible total imbalance for the corresponding values of n and k computed as in Lemma 2 and then decreased by one.

For this we used Lemma 2: while we cannot change the bits values that determine fitness of each individual in the population, for each position i we can set the i -th bit of all individuals with fitness in $M(i)$ to either one or zero, and we can choose the value which maximizes the imbalance. The results of this experiment are shown in Figure 5.

In this plot we see that despite the differences in the diversity measures, the performance of the algorithm is very similar when optimizing any of these two measures. Interestingly, for $k = n$ we even observe a small advantage of optimizing the measure of sorted imbalances vector, which is surprising, since this measure seems more complicated to optimize. We also see from this plot that our upper bound in Theorem 2 is likely to be tight, and that the true bound from Theorem 3 is likely to be similar to the bound for total imbalance.

7 Conclusion

In this paper, we have shown that optimizing diversity with EAs in a multi-objective setting might be easy compared to the time needed for the computation of the Pareto front. We showed that a simple tie-breaking rule implemented into the GSEMO can effectively find the best possible diversity of a Pareto-optimal population. This lines up with the result of [28] for the ONEMINMAX problem, even though the main source of diversity improvements is different in their setting (in [28] and also in [27] the proofs relied on two-bits flips which improve the diversity). Our analysis is also the first one performed on a multi-objective problem with more than two objectives, which demonstrates that evolutionary algorithms can be effective within such a multi-dimensional domain, where the main factor which slows down the optimization is usually the large size of the Pareto front. Both theoretical and empirical results strongly support the idea of implementing tie-breaking rules for diversity enhancement into multi-objective algorithms, since it helps to obtain a much more diverse population without slowing down the optimization itself.

The results, however, raise a question regarding which diversity measures are the fastest to optimize. As we see from our results, although the two considered measures share the set of populations which have the optimal diversity, they are optimized with the GSEMO_D in different ways. In practice the difference might be even larger, since the diversity is also optimized in the earlier stages of optimization, that is, before we find a Pareto-optimal population, and this difference might be of particular interest for using EDO in practice.

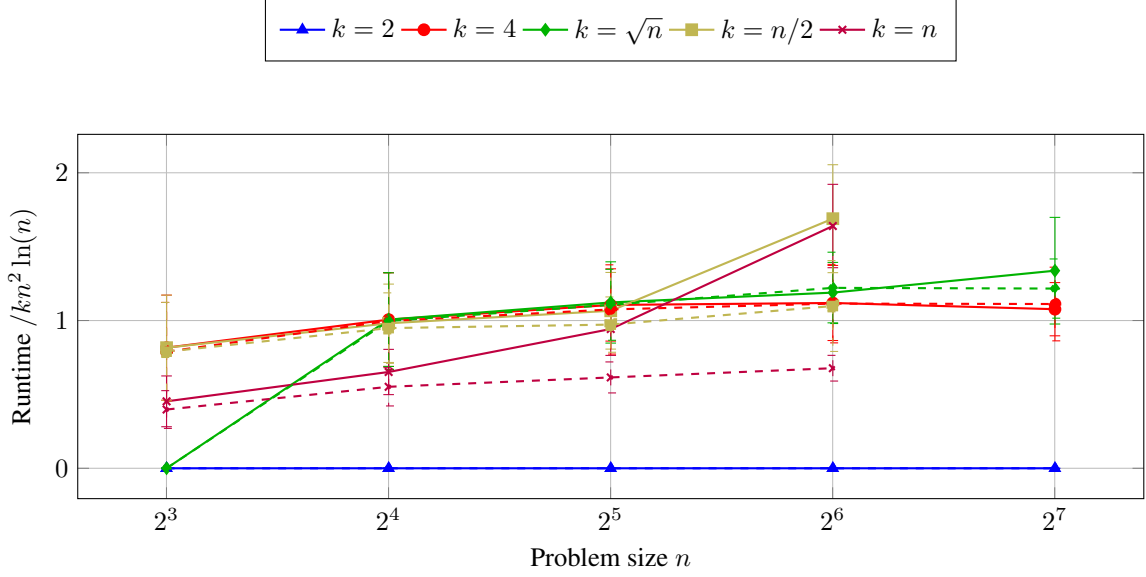


Figure 5: The normalized runtimes of the GSEMO_D when optimizing the total imbalance diversity (solid lines) and the sorted imbalances vector (dashed lines). The initial population is a population with the worst possible diversity, and it is the same in all runs. All runtimes are normalized by $kn^2 \ln(n)$, which is asymptotically the same as the upper bound shown in Theorem 2.

Acknowledgements

This work has been supported by the Australian Research Council (grants DP190103894 and FT200100536), as well as by the European Union (ERC CoG “dynaBBO”, grant no. 101125586) and Alliance Sorbonne Université (project number EMERGENCE 2023 RL4DAC).

References

- [1] Tesshu Hanaka, Masashi Kiyomi, Yasuaki Kobayashi, Yusuke Kobayashi, Kazuhiro Kurita, and Yota Otachi. A framework to design approximation algorithms for finding diverse solutions in combinatorial problems. In *AAAI Conference on Artificial Intelligence, AAAI 2023*, pages 3968–3976. AAAI Press, 2023.
- [2] Tesshu Hanaka, Yasuaki Kobayashi, Kazuhiro Kurita, See Woo Lee, and Yota Otachi. Computing diverse shortest paths efficiently: A theoretical and experimental study. In *AAAI Conference on Artificial Intelligence, AAAI 2022*, pages 3758–3766. AAAI Press, 2022.
- [3] Linnea Ingmar, Maria Garcia de la Banda, Peter J. Stuckey, and Guido Tack. Modelling diversity of solutions. In *AAAI Conference on Artificial Intelligence, AAAI 2020*, pages 1528–1535. AAAI Press, 2020.
- [4] Michael Katz and Shirin Sohrabi. Reshaping diverse planning. In *AAAI Conference on Artificial Intelligence, AAAI 2020*, pages 9892–9899. AAAI Press, 2020.
- [5] Adel Nikfarjam, Ralf Rothenberger, Frank Neumann, and Tobias Friedrich. Evolutionary diversity optimisation in constructing satisfying assignments. In *Genetic and Evolutionary Computation Conference, GECCO 2023*, pages 938–945. ACM, 2023.
- [6] Per Galle. Branch & sample: A simple strategy for constraint satisfaction. *BIT*, 29(3):395–408, 1989.
- [7] Robert W. Haessler and Paul E. Sweeney. Cutting stock problems and solution procedures. *European Journal of Operational Research*, 54:141–150, 1991.
- [8] Oliver Schütze, Massimiliano Vasile, and Carlos A. Coello Coello. Approximate solutions in space mission design. In Günter Rudolph, Thomas Jansen, Simon M. Lucas, Carlo Poloni, and Nicola Beume, editors, *Parallel Problem Solving from Nature - PPSN X, 10th International Conference Dortmund, Germany, September 13-17, 2008, Proceedings*, volume 5199 of *Lecture Notes in Computer Science*, pages 805–814. Springer, 2008.

- [9] Ofer M. Shir, Vincent Beltrani, Thomas Bäck, Herschel Rabitz, Marc J.J. Vrakking, and Gramm. On the diversity of multiple optimal controls for quantum systems. *Journal of Physics B: Atomic, Molecular and Optical Physics*, 41(7), April 2008.
- [10] Tamara Ulrich and Lothar Thiele. Maximizing population diversity in single-objective optimization. In Natalio Krasnogor and Pier Luca Lanzi, editors, *13th Annual Genetic and Evolutionary Computation Conference, GECCO 2011, Proceedings, Dublin, Ireland, July 12-16, 2011*, pages 641–648. ACM, 2011.
- [11] Iryna Yevseyeva, Eelke B. Lenselink, Alice de Vries, Adriaan P. IJzerman, André H. Deutz, and Michael T. M. Emmerich. Application of portfolio optimization to drug discovery. *Inf. Sci.*, 475:29–43, 2019.
- [12] Liane Makatura, Minghao Guo, Adriana Schulz, Justin Solomon, and Wojciech Matusik. Pareto gamuts: exploring optimal designs across varying contexts. *ACM Transactions on Graphics*, 40(4):171:1–171:17, 2021.
- [13] Thomas Pierrot, Guillaume Richard, Karim Beguir, and Antoine Cully. Multi-objective quality diversity optimization. In *Genetic and Evolutionary Computation Conference, GECCO 2022*, pages 139–147. ACM, 2022.
- [14] Wanru Gao, Samadhi Nallaperuma, and Frank Neumann. Feature-based diversity optimization for problem instance classification. *Evolutionary Computation*, 29(1):107–128, 2021.
- [15] Bradley Alexander, James Kortman, and Aneta Neumann. Evolution of artistic image variants through feature based diversity optimisation. In *Genetic and Evolutionary Computation Conference, GECCO 2017*, pages 171–178. ACM, 2017.
- [16] Aneta Neumann, Wanru Gao, Carola Doerr, Frank Neumann, and Markus Wagner. Discrepancy-based evolutionary diversity optimization. In *Genetic and Evolutionary Computation Conference, GECCO 2018*, pages 991–998. ACM, 2018.
- [17] Aneta Neumann, Wanru Gao, Markus Wagner, and Frank Neumann. Evolutionary diversity optimization using multi-objective indicators. In *Genetic and Evolutionary Computation Conference, GECCO 2019*, pages 837–845. ACM, 2019.
- [18] Adel Nikfarjam, Jakob Bossek, Aneta Neumann, and Frank Neumann. Entropy-based evolutionary diversity optimisation for the traveling salesperson problem. In *Genetic and Evolutionary Computation Conference, GECCO 2021*, pages 600–608. ACM, 2021.
- [19] Adel Nikfarjam, Jakob Bossek, Aneta Neumann, and Frank Neumann. Computing diverse sets of high quality TSP tours by EAX-based evolutionary diversity optimisation. In *Foundations of Genetic Algorithms, FOGA 2021*, pages 9:1–9:11. ACM, 2021.
- [20] Anh Viet Do, Mingyu Guo, Aneta Neumann, and Frank Neumann. Analysis of evolutionary diversity optimization for permutation problems. *ACM Transactions on Evolutionary Learning and Optimization*, 2(3):11:1–11:27, 2022.
- [21] Adel Nikfarjam, Aneta Neumann, and Frank Neumann. Evolutionary diversity optimisation for the traveling thief problem. In *Genetic and Evolutionary Computation Conference, GECCO 2022*, pages 749–756. ACM, 2022.
- [22] Jakob Bossek and Frank Neumann. Evolutionary diversity optimization and the minimum spanning tree problem. In *Genetic and Evolutionary Computation Conference, GECCO 2021*, pages 198–206. ACM, 2021.
- [23] Aneta Neumann, Charlotte Gounder, Xiankun Yan, Gregory Sherman, Benjamin Campbell, Mingyu Guo, and Frank Neumann. Diversity optimization for the detection and concealment of spatially defined communication networks. In *Genetic and Evolutionary Computation Conference, GECCO 2023*, pages 1436–1444. ACM, 2023.
- [24] Wanru Gao and Frank Neumann. Runtime analysis for maximizing population diversity in single-objective optimization. In *Genetic and Evolutionary Computation Conference, GECCO 2014*, pages 777–784. ACM, 2014.
- [25] Aneta Neumann, Jakob Bossek, and Frank Neumann. Diversifying greedy sampling and evolutionary diversity optimisation for constrained monotone submodular functions. In *Genetic and Evolutionary Computation Conference, GECCO 2021*, pages 261–269. ACM, 2021.
- [26] Anh Viet Do, Mingyu Guo, Aneta Neumann, and Frank Neumann. Diverse approximations for monotone submodular maximization problems with a matroid constraint. In *International Joint Conference on Artificial Intelligence, IJCAI 2023*, pages 5558–5566. ijcai.org, 2023.
- [27] Benjamin Doerr, Wanru Gao, and Frank Neumann. Runtime analysis of evolutionary diversity maximization for OneMinMax. In *Genetic and Evolutionary Computation Conference, GECCO 2016*, pages 557–564. ACM, 2016.

- [28] Denis Antipov, Aneta Neumann, and Frank Neumann. Rigorous runtime analysis of diversity optimization with GSEMO on OneMinMax. In *Foundations of Genetic Algorithms, FOGA 2023*, pages 3–14. ACM, 2023.
- [29] Duc-Cuong Dang, Tobias Friedrich, Martin S. Krejca, Timo Kötzing, Per Kristian Lehre, Pietro S. Oliveto, Dirk Sudholt, and Andrew Michael Sutton. Escaping local optima with diversity mechanisms and crossover. In *Genetic and Evolutionary Computation Conference, GECCO 2016*, pages 645–652. ACM, 2016.
- [30] Duc-Cuong Dang, Tobias Friedrich, Timo Kötzing, Martin S. Krejca, Per Kristian Lehre, Pietro S. Oliveto, Dirk Sudholt, and Andrew M. Sutton. Escaping local optima using crossover with emergent diversity. *IEEE Transactions on Evolutionary Computing*, 22(3):484–497, 2018.
- [31] Benjamin Doerr, Aymen Echarghaoui, Mohammed Jamal, and Martin S Krejca. Runtime Analysis of the $(\mu + 1)$ GA: Provable Speed-Ups from Strong Drift towards Diverse Populations. In *Conference on Artificial Intelligence (AAAI’24)*, 2024.
- [32] Mark Wineberg and Franz Oppacher. The underlying similarity of diversity measures used in evolutionary computation. In *Genetic and Evolutionary Computation Conference, GECCO 2003, Part II*, Lecture Notes in Computer Science, pages 1493–1504. Springer, 2003.
- [33] Carsten Witt. Tight bounds on the optimization time of a randomized search heuristic on linear functions. *Combinatorics, Probability & Computing*, 22(2):294–318, 2013.