

Quasicrystalline chiral soliton lattices in a Fibonacci helimagnet

Pablo S. Cornaglia*

*Centro Atómico Bariloche and Instituto Balseiro, CNEA, 8400 Bariloche, Argentina
Consejo Nacional de Investigaciones Científicas y Técnicas (CONICET), Argentina and
Instituto de Nanociencia y Nanotecnología CNEA-CONICET, Argentina*

Leandro M. Chinellato

Department of Physics and Astronomy, The University of Tennessee, Knoxville, TN, 37996, USA

Cristian D. Batista

*Department of Physics and Astronomy, The University of Tennessee, Knoxville, TN, 37996, USA and
Neutron Scattering Division and Shull-Wollan Center,
Oak Ridge National Laboratory, Oak Ridge, TN, 37831, USA*

(Dated: April 23, 2024)

We investigate the ground state magnetic configurations of a Fibonacci chain of classical spins with nearest-neighbor ferromagnetic and monoaxial Dzyaloshinskii-Moriya exchange interactions. Our analysis reveals a diverse array of magnetic textures induced by an external magnetic field perpendicular to the Dzyaloshinskii-Moriya vector. These textures exhibit a spectrum ranging from a quasi-fully polarized non-collinear state under high magnetic fields, capable of maintaining metastable chiral soliton topological defects, to a variety of quasicrystalline chiral soliton lattices below a critical field H_c . For a range of magnetic fields below H_c , the ground state spin textures result from the interplay between an effective quasiperiodic potential influencing the solitons and their repulsive interactions. At lower magnetic fields, the system experiences a commensurate-incommensurate transition, signified by the appearance of discommensurations in the quasicrystalline soliton lattice. In the absence of an external magnetic field, the ground state assumes a helical configuration with a quasiperiodic pitch angle.

I. INTRODUCTION

Non-collinear magnetic phases arise as a consequence of frustration effects, driven either by the lattice geometry or competing interactions. These magnetic textures present a rich variety of physical phenomena including topological defects, such as skyrmions and chiral solitons [1–5], topological magnon bands [6], anomalous Hall effect in metals [7] and enhanced magnetoelectric effects in insulators [8]. The sensitivity of these systems to external magnetic fields and currents facilitates the manipulation and control of the spin textures and their magnon spectrum, enabling potential applications in data transmission and storage for spintronic devices [8, 9].

Quasicrystalline structures offer a promising avenue to explore new facets of frustration and enable the observation of novel non-collinear magnetic phases [10]. Characterized by their aperiodic structure, quasicrystals exhibit distinctive Bragg diffraction peaks without possessing translational symmetry. Magnetism in quasicrystals has been investigated as a method to tailor both the magnon spectrum [11–17] and lifetime [18]. Despite these efforts, the field, especially the study of topological defects in magnetic quasicrystals, still remains largely uncharted.

Chiral solitons in helimagnets have garnered significant attention in recent years [1–3, 5]. These solitons are

topologically protected, rendering them stable under perturbations. The observation of the chiral soliton lattice in the hexagonal helimagnet CrNb_3S_6 marked a fundamental milestone [19], more than 50 years after its theoretical prediction [20, 21]. This material features ferromagnetic layers coupled by exchange and Dzyaloshinskii-Moriya interactions, and helimagnetism arises from the competition between these two interactions. Under an external magnetic field \vec{H} perpendicular to the helimagnet axis, a soliton lattice emerges, with a lattice parameter that can be tuned by varying the magnetic field intensity.

To investigate the interplay between quasicrystalline structures and magnetism, with a particular focus on topological defects, we employ a chiral helimagnetism model on a Fibonacci quasicrystal. The Fibonacci quasicrystal stands out as one of the extensively studied quasiperiodic structures, thoroughly characterized in existing literature [22–25]. Our findings unveil a diverse array of magnetic textures, including various quasicrystalline chiral soliton lattices. Additionally, we observe field induced transitions between these lattices, as well as a commensurate-incommensurate transition.

The remainder of the paper is organized as follows. In Section II, we introduce the model for chiral helimagnetism in a Fibonacci quasicrystal and provide a description of known results for a regular chain. Section III begins with the characterization of the zero and high field regimes, followed by an exploration of single chiral soliton states. We then analyze the structure of various chiral soliton lattices that emerge in response to the external

* pablo.cornaglia@cab.cnea.gov.ar

magnetic field. In Section IV, we present the phase diagram as a function of the magnetic field. Finally, in Section V we summarize our main results and conclusions.

II. MODEL AND METHODS

We consider an effective one dimensional classical spin Hamiltonian for chiral helimagnetism[1]

$$H = \sum_{i=1}^{N-1} J_i \vec{S}_i \cdot \vec{S}_{i+1} + \sum_{i=1}^{N-1} \vec{D}_i \cdot (\vec{S}_i \times \vec{S}_{i+1}) - \vec{H} \cdot \sum_{i=1}^N \vec{S}_i, \quad (1)$$

where the spin \vec{S}_i at site i is represented by a unit axial vector. The interaction terms include a ferromagnetic exchange interaction $J_i < 0$, a Dzyaloshinskii-Moriya (DM) interaction with a DM vector $\vec{D}_i = D_i \hat{x}$ parallel to the \hat{x} axis. The last term represents a Zeeman coupling to the external magnetic field $\vec{B} = \vec{H}/g\mu_B$, where $\vec{H} = H\hat{z}$ is perpendicular to the DM vector, g is the Landé factor and μ_B is the Bohr magneton.

A. Homogeneous chain

In the absence of an external magnetic field, the ground state of the homogeneous system ($D_i = D$ and $J_i = J$) is a chiral helix. Since the DM interaction favors a polarization plane perpendicular to \hat{x} : $\vec{S}_i = (0, \sin \phi_i, \cos \phi_i)$. The chirality of the helix is determined by the sign of D and the pitch angle $\phi_{i+1} - \phi_i = \arctan(D/J)$ determines the characteristic wavevector of the helix.

For small pitch angles, $|\phi_i - \phi_{i+1}| \ll 1$, we can take the long wavelength (continuum) limit of the lattice model. The resulting effective Hamiltonian is a sine-Gordon model, whose analytical ground state solutions are chiral soliton lattices with a spatial period that approaches infinity for $H \rightarrow H_c$. When the magnetic field exceeds H_c ($H > H_c$), the system transitions to a fully polarized phase [20, 21]. Back to the lattice, the single-soliton solution can be written as

$$\phi_i = 4 \arctan(e^{(i-x_s)/l_s}), \quad (2)$$

where x_s is the soliton position in units of the lattice parameter and $l_s(H)$ is a field dependent characteristic length. The solitons can be interpreted as extended particles with a repulsive two-body interaction that diminishes exponentially with increasing distance.

Due to the effective easy-plane anisotropy, the projection of the spin configuration onto the yz plane establishes a mapping $f: S^1 \rightarrow S^1$ in the continuum limit. The count of solitons is determined by the topological degree of this mapping, which corresponds to the winding number. In the context of long-wavelength structures (small pitch angle), we can calculate the winding number

m	$\Omega_m = \Omega_{m-1} \oplus \Omega_{m-2}$	$F_m = F_{m-1} + F_{m-2}$
1	S	1
2	L	1
3	LS	2
4	LSL	3
5	$LSLLS$	5
6	$LSLLSLSL$	8
7	$\underbrace{LSLLSLSL}_{\Omega_6} \underbrace{LSLLS}_{\Omega_5}$	13

of the spin configuration on the lattice by employing the geodesic interpolation:

$$N_s = \frac{1}{2\pi} \left| \sum_{i=1}^{N-1} \arcsin \left[\hat{x} \cdot (\vec{S}_i \times \vec{S}_{i+1}) \right] \right|. \quad (3)$$

B. Fibonacci chain

In the subsequent discussion, we focus on spins within a Fibonacci chain. This chain comprises two types of bonds, denoted as S and L , arranged in a quasiperiodic fashion. The construction of the Fibonacci chain follows a straightforward inductive concatenation rule. The sequence initiates with single-bond chains $\Omega_1 = S$ and $\Omega_2 = L$. Each subsequent chain Ω_m is formed by concatenating the two preceding ones,

$$\Omega_m = \Omega_{m-1} \oplus \Omega_{m-2}, \quad (4)$$

as indicated in Table I. The number of bonds in Ω_m is the Fibonacci number F_m and the corresponding number of spins is $N = F_m + 1$. The ratio of two consecutive Fibonacci numbers converges to the golden ratio $\tau = (1 + \sqrt{5})/2$ for large m :

$$\lim_{m \rightarrow \infty} F_m / F_{m-1} \rightarrow \tau,$$

and so does the ratio of the number of L and S bonds in the chain.

The Fibonacci chain can also be constructed applying repeatedly the inflation rule

$$\begin{aligned} S &\rightarrow L \\ L &\rightarrow LS \end{aligned} \quad (5)$$

$$(6)$$

to a starting S bond. The exchange interaction J_i and the DM vector \vec{D}_i in Eq. (1) assume values based on the type of bond connecting spins \vec{S}_i and \vec{S}_{i+1} . Specifically, J_i takes the value J_L for an L bond and J_S for an S bond, while \vec{D}_i analogously corresponds to either $D_L \hat{x}$ or $D_S \hat{x}$, meaning both coupling constants follow a quasiperiodic pattern. In what follow we take $|J_S| = 1$ as the energy unit.

III. GROUND STATES OF THE FIBONACCI CHAIN

In the absence of the external magnetic field, the spin Hamiltonian (1) is invariant under global spin rotations along the (\hat{x}) direction of the DM vector. In other words, the energy depends only on the relative angle between consecutive spins along the chain. The ground state can then be constructed as follows:

1. Initializing the first spin on the chain to an arbitrary direction perpendicular to the DM vector.
2. Setting the orientation of its nearest neighbor in order to minimize the interaction energy between the two spins. This is obtained for a relative angle $\phi_\alpha = \arctan(D_\alpha/J_\alpha)$ for spins joined by an $\alpha = \{L, S\}$ bond.
3. Repeating the second step sequentially for all spins along the chain.

The resulting spin configuration is a helix with a polarization plane perpendicular to the \hat{x} -axis [26] and the spin orientations follow the quasiperiodic pattern of the Fibonacci chain. The angle of the i -th spin is obtained counting the number of S bonds $N_S(i)$ and of L bonds $N_L(i)$ up to position $i = 1 + N_S(i) + N_L(i)$

$$\phi_i = \phi_1 + N_S(i)\phi_S + N_L(i)\phi_L. \quad (7)$$

where ϕ_1 is the angle of the first spin on the chain. The relative angle of two spins \tilde{S}_i and \tilde{S}_j separated by a Fibonacci number of bonds $j - i = F_n \gg 1$ can be approximated by $\phi_j - \phi_i \simeq F_n \phi_{\text{avg}} \pmod{2\pi}$, where

$$\phi_{\text{avg}} = \frac{(\phi_S + \tau\phi_L)}{1 + \tau}$$

is the average pitch angle of the Fibonacci chain. This can be shown by using the relations $N_S(j) - N_S(i) = N_S(i + F_n) - N_S(i) \simeq F_{n-2}$ and $N_L(j) - N_L(i) = N_L(i + F_n) - N_L(i) \simeq F_{n-1}$ which lead to

$$\begin{aligned} \phi_j - \phi_i &\simeq \left[F_n \left(\frac{F_{n-2}}{F_n} \phi_S + \frac{F_{n-1}}{F_n} \phi_L \right) \right] \pmod{2\pi} \\ &\simeq \left[F_n \left(\frac{\phi_S}{\tau^2} + \frac{\phi_L}{\tau} \right) \right] \pmod{2\pi} \\ &= F_n \phi_{\text{avg}} \pmod{2\pi}, \end{aligned} \quad (8)$$

where we have used the relation $\tau^2 = 1 + \tau$. This state coincides with the spin configuration obtained from numerical minimization of the magnetic energy presented in Fig. 1. The details of the numerical calculations are presented in Appendix A.

A. Quasi-fully polarized phase

For $H > H_c$, the ground state configuration is devoid of solitons ($N_s = 0$), analogous to the case in a homogeneous chain. As illustrated in Fig. 2, however, the

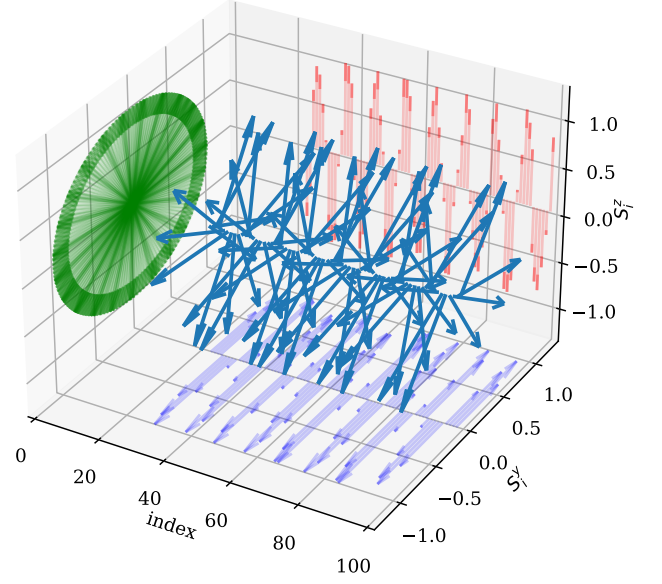


FIG. 1. Helical ground state configuration at $H = 0$, $J_S = -1.0$, $J_L = -1.75$, $D_S = -2.25$, and $D_L = -0.75$.

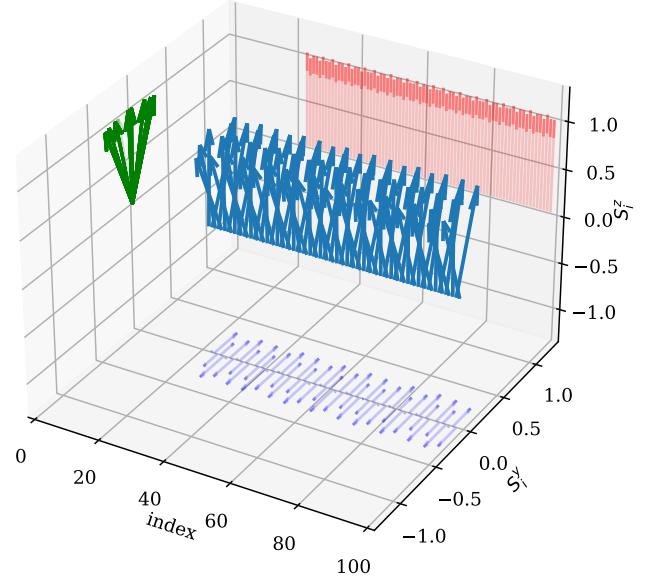


FIG. 2. Quasi-fully polarized configuration at $H = 0.75$. Other parameters as in Fig. 1.

quasiperiodic structure of the magnetic interactions, in particular of the DM couplings, makes the ground state of the Fibonacci chain quasi-fully polarized (QFP), non-collinear and quasiperiodic. To understand the ground state structure of the Fibonacci chain in this regime, it is instructive to initially consider the case of a regular lattice with alternating couplings D_L and D_S . It can be demonstrated straightforwardly that the ground state is non-collinear, and the spin configurations can be param-

eterized, for large H , with angles

$$\phi_i \sim \frac{(-1)^i(D_L - D_S)}{(H - 2J_L - 2J_S)}.$$

Despite the DM interaction energy having different signs for L and S bonds, it is not compensated if $D_L \neq D_S$, favoring the generation of a non-collinear state. For homogeneous DM interactions ($D_L = D_S$), the ground state is fully polarized, optimizing both the ferromagnetic exchange and the Zeeman energies.

The Fibonacci chain includes sub-chains of alternating L and S bonds that favor alternating angles and repeated L bonds that favor full polarization. We consider the two possible sub-chains of the Fibonacci chain $LLSLL$ and $LLSLSLL$, in which the sequence LL is found only at the ends. Assuming that the spins in the middle of consecutive L bonds are parallel to the \hat{z} -axis, we can deduce the expected angles for the other spins in the sub-chain by minimizing the energy. For the $LLSLL$ sub-chain, the spin to the left of the S bond has an angle $\phi_a \simeq (D_L - D_S)/(H - J_L - J_S)$, and the one to the right of the S bond has an angle $-\phi_a$. For the $LLSLSLL$ sub-chain, two angles are involved:

$$\phi_{b1} \simeq \frac{(D_L - D_S)(H - 2J_L)}{H^2 - 3HJ_L + 2J_L^2 - 2HJ_S + 3J_LJ_S}, \quad (9)$$

and

$$\phi_{b2} \simeq \frac{H - 2J_L}{H - J_L} \phi_{b1}, \quad (10)$$

that correspond to the second and third spins from left to right in the sub-chain, respectively. The fourth and fifth spins are parameterized with angles $-\phi_{b1}$ and $-\phi_{b2}$, respectively. By using these results we can calculate the magnetization

$$M = \left| \sum_{i=1}^N \tilde{S}_i^s \right|, \quad (11)$$

by counting the number of times these two sub-chains and LL appear in the Fibonacci chain. The number of spins in the middle of LL of bonds tends to $N\tau^3/(1+2\tau)$ in the large N limit [23]. The number of spins with the $\pm\phi_a$ angles is twice the number of $LLSLL$ sub-chains: $2N/\tau^5$. The number of spins with angles $\pm\phi_{b1}$ and $\pm\phi_{b2}$ is equal to twice the number of $LLSLSLL$ sub-chains: $2N/\tau^4$. The resulting magnetization is

$$\frac{M_{\text{QFP}}}{M_{\text{sat}}} \simeq \frac{1}{1+2\tau} + \frac{2\cos(\phi_a)}{3+5\tau} + \frac{2\cos(\phi_{b1}) + 2\cos(\phi_{b2})}{2+3\tau}. \quad (12)$$

where the saturation value is $M_{\text{sat}} = N$. This expression provides an accurate approximation of the magnetization in the QFP phase. Further improvements can be systematically achieved by considering larger sub-chains that span the Fibonacci chain for the angle minimization.

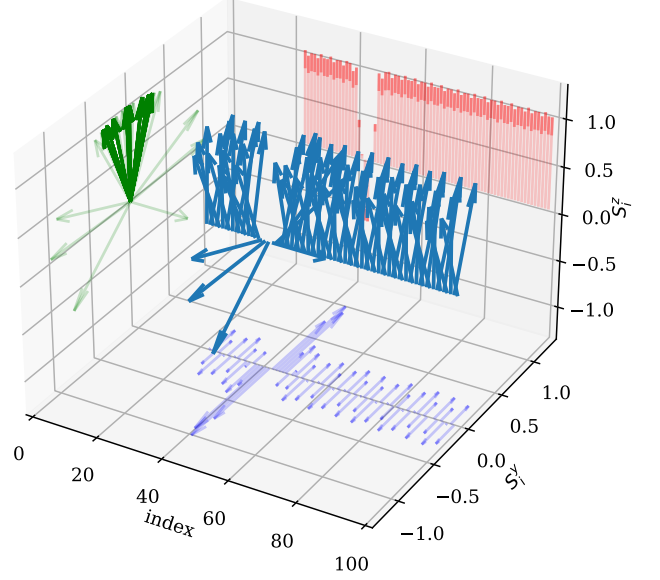


FIG. 3. Single-soliton configuration at $H = 0.75$. Other parameters as in Fig. 1.

B. Chiral solitons on a quasi-fully polarized background

Before delving into the analysis of chiral soliton lattices, it is instructive to initially characterize isolated solitons on top of the QFP state, as depicted in Fig. 3. The QFP phase is the global ground state for $H \geq H_c$ and it remains as a metastable solution for $H \lesssim H_c$. The single-soliton solution is stable at $H = H_c$, but it remains as a metastable solution over a finite interval of magnetic fields around $H = H_c$. Figure 4 shows the magnitude of the single-soliton distortion relative to the QFP state:

$$\rho_i^s(H) = |\tilde{S}_i^s(H) - \tilde{S}_i^{\text{QFP}}(H)|, \quad (13)$$

at several magnetic fields for which both solutions are metastable. $\tilde{S}_i^{\text{QFP}}(H)$ is the quasi-fully polarized spin configuration and $\tilde{S}_i^s(H)$ is the single-soliton solution (see Fig. 3).

The inset of Fig. 4 depicts the exponential decay of ρ_i^s away from the soliton center, denoted as $x_s = \sum_i i \rho_i^s / \sum_i \rho_i^s$. This behavior mirrors that observed in the homogeneous case, where the soliton size also diminishes with increasing magnetic field.

The lower portion of Figure 4 delineates the bond configuration, highlighting the presence of the eleven-bond sub-chain $\omega^* = LSLLSLSLLSL$ positioned at the core of the soliton. Across various parameter sets represented in the figure, this distinctive arrangement serves as a hallmark feature characterizing all locally stable single-soliton states for $H \lesssim H_c$. As solitons exhibit localized behavior with exponentially decaying tails, their local energy minima in the Fibonacci chain are determined by a finite sub-chain of bonds. While the precise composition

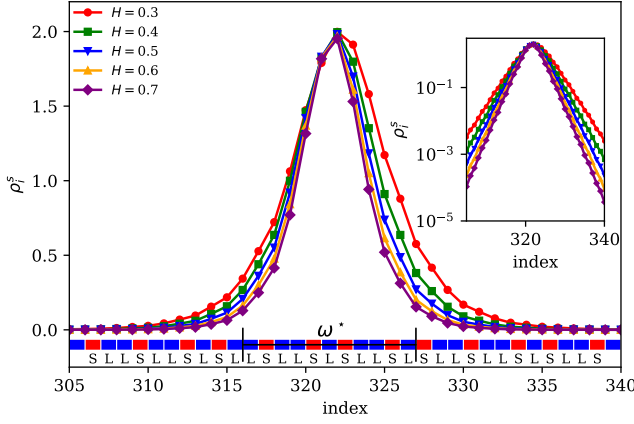


FIG. 4. Isolated soliton on the Fibonacci chain. The change in the spin configuration ρ_i^s produced by the soliton is shown for different magnetic field intensities. The bond configuration is indicated using blue (L) and red (S) segments. As it can be seen in the inset, ρ_i^s decays exponentially away from the soliton center with a characteristic length l_s that increases with decreasing magnetic field. Other parameters as in Fig. 1.

of this sub-chain varies with model parameters, its identification enables pinpointing local stability positions for each instance within the Fibonacci chain.

For a concrete example, our analysis will focus on the parameter set outlined in Fig. 4 [27]. This choice yields the sub-chain ω^* . However, the methodology outlined below is adaptable to various other scenarios.

Due to the structure of the Fibonacci chain, the locations of the shorter sub-chain $\omega_0 = SLS$ in the middle of ω^* determine the locations of ω^* . In fact, ω^* is the only 11-bond extension of ω_0 , allowed in the Fibonacci chain, that can be obtained by attaching an equal number of bonds (though not necessarily identical ones) on each side of ω_0 .

In a Fibonacci chain, a specific sub-chain, such as ω_0 , reappears at intervals given by Fibonacci numbers [25]. Specifically, the number of bonds separating the centers of two consecutive instances of a sub-chain ω_s is one of two consecutive Fibonacci numbers denoted I_L , and I_S , where $I_L > I_S$. ($I_L = 8$ and $I_S = 5$ for the sub-chains ω_0 and ω^*). These intervals follow the same pattern as the sequence of bonds in the Fibonacci chain, i.e. making the replacement $L \rightarrow I_L$, $S \rightarrow I_S$:

$$LSLLSLSL \dots \rightarrow I_L I_S I_L I_L I_S I_L I_S I_L \dots$$

It is important to keep in mind that the length of a sub-chain $|\omega_s|$ -the count of bonds it comprises- may be larger than the distance to its nearest identical sub-chain, because two consecutive instances of a sub-chain may have a finite overlap (share several bonds). For example the sub-chain ω^* has a length $|\omega^*| = 11 > I_S = 5$. However, the minimum distance I_S between instances of a sub-chain ω_s is of the order of the size of the sub-chain itself $I_S \sim |\omega_s|$.

Name	Bond configuration	Size
ω_0	SLS	3
ω_{1b}	$W_\alpha^S \oplus \omega_0 \oplus W_\beta^S$	13
ω_{1a}	$W_\alpha^S \oplus \omega_0 \oplus W_\alpha^S$	
$\bar{\omega}_{1b}$	$\bar{W}_\beta^S \oplus \omega_0 \oplus W_\alpha^S$	
ω_{2c}	$W_\alpha^L \oplus \omega_{1b} \oplus W_\beta^L$	29
ω_{2b}	$W_\beta^L \oplus \omega_{1b} \oplus W_\beta^L$	
ω_{2a}	$W_\alpha^L \oplus \omega_{1a} \oplus W_\alpha^L$	
$\bar{\omega}_{2b}$	$\bar{W}_\beta^L \oplus \bar{\omega}_{1b} \oplus \bar{W}_\beta^L$	
$\bar{\omega}_{2c}$	$\bar{W}_\beta^L \oplus \bar{\omega}_{1b} \oplus W_\alpha^L$	

TABLE II. Allowed extensions of $\omega_0 = SLS$ up to the second generation. Here $W_\alpha^S = LLSLL$, $W_\beta^S = LLSLS$, $W_\alpha^L = SLSLLSLS$, and $W_\beta^L = LLSLLSLS$.

Owing to the quasiperiodic structure of the Fibonacci chain, each point within the chain is distinct. Consequently, every instance of ω_0 is embedded in a unique bond “environment”. As a result, the energy associated with a soliton located at these different instances of ω_0 will necessarily vary, reflecting the distinct local environments within the chain.

We define the energy of a single soliton at a specific position x_s in the chain as the energy difference

$$\varepsilon_s(x_s) = E_{1s}(x_s) - E_{QFP}. \quad (14)$$

between the state with a single soliton centered at x_s and the QFP state.

Analyzing the impact of the surrounding environment on soliton energy entails investigating all extensions of the central sub-chain obtained by appending an equal number of bonds to each side. Variations in the sub-chains, starting from $\omega_0 = SLS$, only occur for extensions of 13 bonds, precisely at the sixth bond away from the center of the sub-chain. Table II provides a breakdown of the three potential 13-bond extensions.

There is a inversion symmetric sub-chain $\bar{\omega}_{1a} = \omega_{1a}$, where the overline indicates an inversion in the bond order of the sub-chain. This extension is obtained attaching the 5-bond chain $W_\alpha^S = LLSLL$ on each side of $\omega_0 = SLS$: $\omega_{1a} = W_\alpha^S \oplus \omega_0 \oplus W_\alpha^S$. The additional sub-chains, $\omega_{1b} = W_\alpha^S \oplus \omega_0 \oplus W_\beta^S$ and its inversion partner $\bar{\omega}_{1b} = \bar{W}_\alpha^S \oplus \omega_0 \oplus \bar{W}_\beta^S = \bar{W}_\beta^S \oplus \bar{\omega}_0 \oplus \bar{W}_\alpha^S = \bar{W}_\beta^S \oplus \omega_0 \oplus W_\alpha^S$ can be constructed by using $W_\beta^S = LLSLS$ and \bar{W}_β^S .

These diverse local environments result in varying soliton energies. However, it is crucial to account for an important symmetry. The Hamiltonian remains invariant under a chain inversion coupled with a mirror reflection on the xz plane. Consequently, soliton energies at locations that are inversion symmetric, such as ω_{1b} and $\bar{\omega}_{1b}$, are not distinguished by an environment of that size. The primary energy splitting, labeled as ε_1 , occurs between the inversion symmetric ω_{1a} and the pair $(\omega_{1b}, \bar{\omega}_{1b})$. A similar pattern for the energy splitting is expected for larger environments.

The next difference in the environment is obtained for 29-bond sub-chains that are obtained after attaching 8-

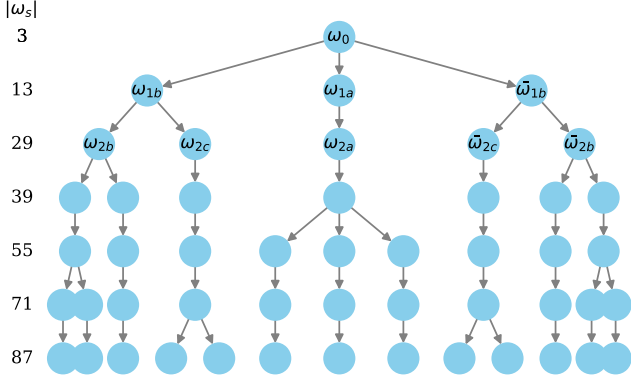


FIG. 5. Soliton environment genealogy of the sub-chain $\omega_0 = SLS$.

bond chains $W_\alpha^L = SLSLLSLS$, $W_\beta^L = LLSLLSLS$, or \bar{W}_β^L to each side of the sub-chains of the previous generation: $\{\omega_{1a}, \omega_{1b}, \bar{\omega}_{1b}\}$. Only five of the 29-bond extensions constructed in this way are allowed. This introduces an energy splitting ε_2 for the pair $(\omega_{1b}, \bar{\omega}_{1b})$. Due to the localized nature of the soliton states, the splitting generated at each new generation of derived sub-chains is expected to decrease exponentially in the length of the sub-chain, as it is caused by bonds further away from the soliton center.

This behavior recurs in a quasiperiodic manner. To generate the next set of sub-chains, either the 5-bond set $W^S = \{W_\alpha^S, W_\beta^S, \bar{W}_\beta^S\}$ or the 8-bond set $W^L = \{W_\alpha^L, W_\beta^L, \bar{W}_\beta^L\}$ must be attached to the sub-chains from the previous generation. Only resulting sub-chains present in the Fibonacci chain are considered. Attachments leading to two consecutive S bonds or four consecutive L bonds are disregarded. Each new generation increases the number of sub-chains by two (a sub-chain and its inversion partner), breaking the degeneracy either between a pair of inversion partners or the symmetric extension, as depicted in Fig. 5.

For $\omega_0 = SLS$, the size of the chains to be attached to create a new generation of environments follows a Fibonacci sequence. After the first step in which the 5-bond chains W^S are used, the subsequent extensions can be obtained reading the Fibonacci sequence $W^L W^S W^L W^L W^S W^L W^S \dots$, from left to right. The first few generations of sub-chains created from the root sub-chain $\omega_0 = SLS$ are presented in Fig. 5. This family tree presents a mirror symmetry about a vertical axis that goes through the node labeled ω_0 . All sub-chains associated with nodes on this axis are inversion symmetric. Nodes connected by the mirror symmetry correspond to inversion partners.

This sequence establishes a hierarchical structure in the single-soliton energies, as the energy difference between two locations with varying bond configurations

solely for sub-chains of length $\geq |\omega_s|$ is anticipated to be proportional to $e^{-\alpha|\omega_s|/2l_s}$, where $\alpha \approx 1$. In other words, it is expected to exponentially decrease with the distance from the soliton center to the first differing bond.

The bond structure of the Fibonacci chain shapes an energy landscape for the solitons with local minima that present a singular distribution of energy and follow a aperiodic pattern. This spectrum bears resemblance with the one obtained for tight-binding models on the Fibonacci chain [28].

The position dependent soliton energy and its relation to the bond environment are presented in Fig. 6 for a magnetic field marginally larger than H_c . The centers of the 5 different 29-bond sub-chains stemming from $\omega_0 = SLS$ are indicated with different symbols and their span is indicated with rectangles. Darker shades in overlapping rectangles signify shared bonds between sub-chains.

The figures also shows the minimum distance ℓ_m between a sub-chain and its inversion symmetric counterpart. The two possible distances between consecutive identical sub-chains, I_S and I_L , are also highlighted along with the two relevant energy level splittings ε_1 and ε_2 .

The sub-chains ω_{2c} and $\bar{\omega}_{2c}$ represent the two lowest lying energies and are anticipated to split only in the 87-bond sub-chain generation, as illustrated in Fig. 5. In simpler terms, these locations exhibit an identical sequence of bonds up to the 43rd bond away from the center.

C. Chiral soliton lattices

For magnetic fields exceeding the critical field H_c , the system's ground state transitions to the non-collinear forced QFP phase as described previously. As depicted in Fig. 6, metastable single-soliton states with energy ε_s emerge within a finite range of fields above H_c . Near H_c , the magnetic field works as a chemical potential for the solitons, implying that ε_s is linear in $H - H_c$. For H slightly lower than H_c the single-soliton energy becomes negative for solutions centered around specific sub-chains ("pinning centers") of the Fibonacci chain.

An intriguing aspect of this *continuous* field-induced phase transition is the retention of a gapped spin wave spectrum at the critical field $H = H_c$. In essence, the softening of chiral solitons does not coincide with a softening of the spin waves. This situation, which holds true regardless of the periodic or quasi-periodic nature of the model, is reminiscent of field-induced multipolar orderings where an n -magnon ($n \geq 2$) bound state becomes gapless, while single magnon modes remain gapped. Indeed, as shown in Fig. 7 the spin wave gap at $H = H_c$ is $\Delta_s \approx 0.74$ for the Fibonacci chain and $\Delta_s \approx 0.64$ for the homogeneous chain. Due to the gapped nature of the spin wave spectrum, the chiral soliton exhibits a characteristic size $\sim l_s$, and the interaction between solitons separated by a distance l diminishes exponentially with

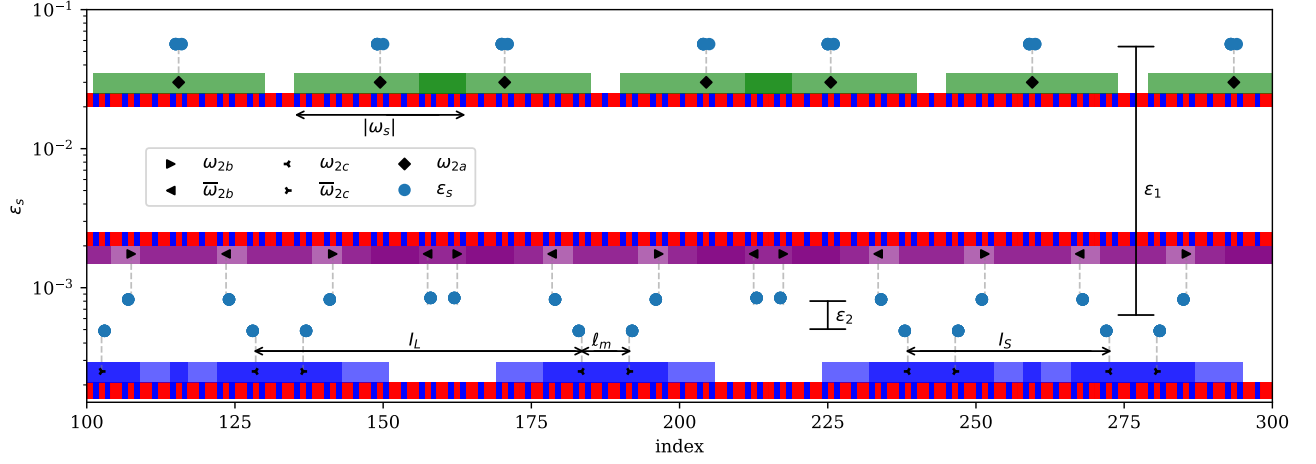


FIG. 6. Energy of a single soliton, ε_s , at stable positions in the Fibonacci chain under a magnetic field $H = 0.63925$, exceeding the critical field $H_c \approx 0.63915$. Positions corresponding to the 29-bond sub-chains from Table II are marked with symbols and rectangles, vertically offset for clarity. Darker shades in overlapping rectangles signify shared bonds between sub-chains. The Fibonacci chain's bond arrangement is also depicted. Other are parameters as in Fig. 1.

l/l_s .

Since negative-energy locations are typically separated by distances much larger than l_s just below H_c , one might intuitively anticipate that all locations with negative single-soliton energy would be occupied by a soliton. However, two subtleties challenge this simplistic reasoning. Firstly, the energy difference between “pinning centers” diminishes exponentially with the minimum sub-chain size $|\omega_s|$, necessary to differentiate between the two centers. Consequently, if the distance between pinning centers is comparable to $|\omega_s|$, only one of the centers may be occupied over a small field range.

The second subtlety is that for a non-symmetric sub-chain ω_s ($\bar{\omega}_s \neq \omega_s$) the reverse and quasi-degenerate partner $\bar{\omega}_s$ is at a distance $\ell_m < |\omega_s|/2$ ($|\omega_s|/\tau \leq \ell_m \leq |\omega_s|\tau$ for symmetric sub-chains). This means that the repulsive interaction energy can be stronger than the potential energy gain.

1. Fields near the critical field ($H \lesssim H_c$)

To make the analysis more quantitative, we choose a magnetic field H such that the energy of the two low lying pinning centers around ω_s and $\bar{\omega}_s$ is $\varepsilon_s = -\varepsilon/2$ (we neglect smaller energy differences for the moment), while the excitation energy (ε_2 in Fig. 6) to the next level (ω_{2b} and $\bar{\omega}_{2b}$ in Fig. 6) is ε , implying that the corresponding sub-chain locations are unstable pinning centers. The energy difference between occupying both consecutive minima at ω_s and $\bar{\omega}_s$ and only one is then

$$\epsilon_I - \frac{\epsilon}{2} = I_0 e^{-\gamma \ell_m / l_s} - \frac{\epsilon_0}{2} e^{-\alpha |\omega_s| / 2 l_s}, \quad (15)$$

where $\epsilon_I = I_0 e^{-\gamma \ell_m / l_s}$ is the interaction energy between two solitons. We find numerically for the coupling pa-

rameters $J_S = -1.0$, $J_L = -1.75$, $D_S = -2.25$, and $D_L = -0.75$, that I_0 is an order of magnitude larger than ϵ_0 , $l_s \approx 1.52$, $\gamma \approx 0.92$, and $\alpha \approx 0.85$. For $H \rightarrow H_c$, $|\omega_s| \rightarrow \infty$, given that $\ell_m < |\omega_s|/2$ the quantity in Eq. (15) is expected to be positive and only one of two nearest neighbouring locations ω_s or $\bar{\omega}_s$ to be occupied.

To determine the magnetization of each generation of soliton lattices near the saturation field, we introduce $\Delta M = M_{\text{QFP}} - M_{\text{sol}}$, where M_{sol} is the magnetization of the single-soliton solution. The pair of conjugate sub-chains at distance ℓ_m appear quasiperiodically following the Fibonacci sequence for I_S and I_L . The above-described solutions have one soliton in each pair of conjugate minima ω_s and $\bar{\omega}_s$. Therefore, there is one soliton per sub-chain ω_s , implying that the total number of solitons is $N_L + N_S$, where N_L (N_S) is the number of I_L (I_S) segments:

$$\begin{aligned} \frac{M}{M_{\text{sat}}} &= \frac{M_{\text{QFP}}}{M_{\text{sat}}} - \frac{(N_L + N_S) \Delta M}{M_{\text{sat}}} \\ &= \frac{M_{\text{QFP}}}{M_{\text{sat}}} - \frac{\left(1 + \frac{N_L}{N_S}\right) \Delta M}{\left(1 + \frac{N_L I_L}{N_S I_S}\right) I_S} \\ &\simeq \frac{M_{\text{QFP}}}{M_{\text{sat}}} - \frac{(1 + \tau) \Delta M}{\left(1 + \tau \frac{I_L}{I_S}\right) I_S} \\ &\simeq \frac{M_{\text{QFP}}}{M_{\text{sat}}} - \frac{(1 + \tau) \Delta M}{(2 + \tau) I_S}, \end{aligned} \quad (16)$$

which becomes exact for $|\omega_s| \rightarrow \infty$. Note that M/M_{QFP} becomes asymptotically close to 1 when $|\omega_s| \rightarrow \infty$. This behavior occurs because I_S , which is lower bounded by $|\omega_s|/\tau^2$, tends to infinity under these conditions.

To obtain the ground state magnetic configuration right below $H = H_c$, the magnetic energy given by

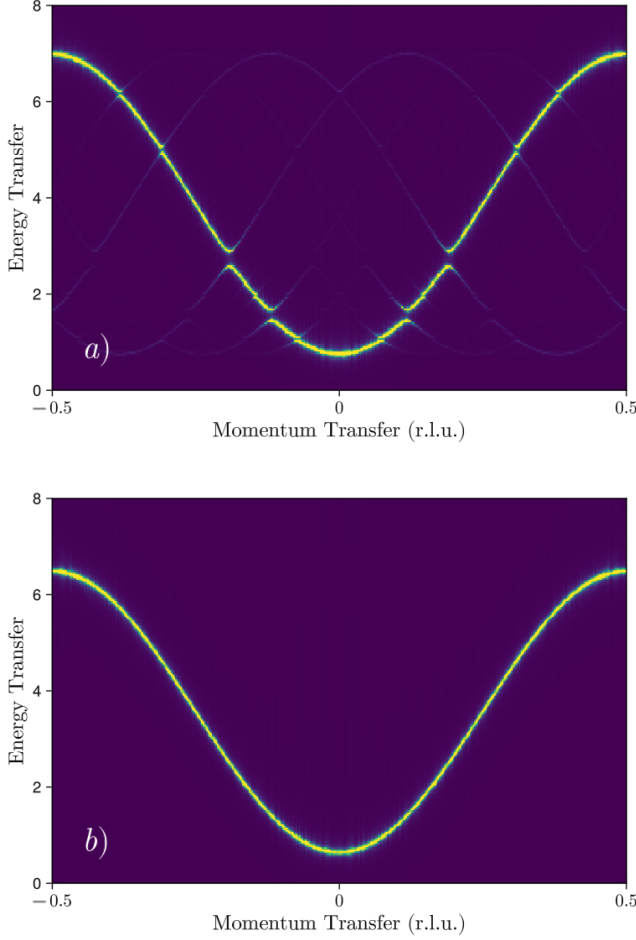


FIG. 7. Dynamic spin structure factor $S(q, \omega)$ for a 377 site chain with periodic boundary conditions at $H \simeq H_c$, where H_c is the critical field of the Fibonacci chain, and $k_B T = 0.0005$. The numerical calculations were performed using the Sunny package [29–31]. a) Fibonacci chain with couplings $J_S = -1.0$, $J_L = -1.75$, $D_S = -2.25$, and $D_L = -0.75$. b) Homogeneous chain with first neighbor couplings given by the Fibonacci chain average values $\langle J \rangle = J_S/\tau^2 + J_L/\tau \approx -1.464$ and $\langle D \rangle = D_S/\tau^2 + D_L/\tau \approx -1.323$.

Eq. (1) needs to be minimized for all the angles ϕ_i that characterize the orientation of a single spin in the plane perpendicular to the helimagnet axis. Near the saturation field H_c , however, the following procedure can be applied:

1. Identify the locations on the Fibonacci chain where the soliton energy is negative. A sub-chain ω_s , and eventually its inversion partner $\bar{\omega}_s$, common to all of these locations is determined. As discussed earlier regarding the structure of the Fibonacci chain, the size of these sub-chains, represented by $|\omega_s| = |\bar{\omega}_s|$, expands as the difference $H_c - H$ decreases.
2. Determine the relevant distances between instances of ω_s and $\bar{\omega}_s$: ℓ_m , I_S , $I_S - \ell_m$, $I_S + \ell_m$, $I_L - \ell_m$,

and $I_L + \ell_m$.

3. Compute the interactions between solitons separated by these distances. The interaction energy between solitons at positions x_1 and x_2 , with corresponding energies $\varepsilon_{1s}(x_1)$ and $\varepsilon_{1s}(x_2)$, can be obtained from the energy of the two soliton state E_{2s} as.

$$V(x_1 - x_2) = E_{2s}(x_1, x_2) - 2\varepsilon_s - E_{QFP}, \quad (17)$$

where we have used that the single-soliton energies are quasidegenerate $\varepsilon_{1s}(x_1) \approx \varepsilon_{1s}(x_2) \approx \varepsilon_s < 0$.

4. Obtain the distance $x_{min} = |x_1 - x_2|$ defined as the minimum separation at which $V(x_1 - x_2) + \varepsilon_s$ becomes negative. This distance determines which soliton pairs can coexist in the ground state.
5. Place solitons in negative-energy locations. Starting with one soliton and progressively adding others at the closest possible locations that are at a distance larger than x_{min} .
6. The final step involves addressing situations in which a change in the location of a soliton to an adjacent pinning center does not modify the interaction energy with its nearest neighbors. This entails investigating whether relocating a soliton to an adjacent negative-energy location alters the distances to its nearest neighboring solitons in the chain. This scenario occurs if the distance to the left soliton is denoted as d_a , the distance to the right soliton as d_b , and moving the central soliton results in swapping d_a and d_b . To resolve this degeneracy, a thorough analysis of the larger environments surrounding the two available position spots is conducted, extending beyond the sub-chain ω_s . Once a criterion for resolving this degeneracy is established, it can be uniformly applied to all similar instances recurring in a quasiperiodic manner.

This magnetic field regime is exemplified in Fig. 8 where the ground state configuration for a magnetic field $H = 0.63915 \simeq H_c$ is shown. More specifically, the quantity plotted is

$$\rho_i^{CSQ} = |\vec{S}_i^{CSQ} - \vec{S}_i^{QFP}| \quad (18)$$

where \vec{S}_i^{CSQ} is the ground state spin configuration corresponding to a chiral soliton quasicrystal (CSQ). The single-soliton energies and their locations are also indicated in the figure. The position of the solitons on the lattice correspond to the negative-energy spots, as indicated in the lower panel of Fig. 8, where the spots that correspond to the sub-chains ω_{2c} and $\bar{\omega}_{2c}$ ($|\omega_{2c}| = 29$) exhibit a negative energy ε_s . Key distances relevant to the soliton positions include $I_L = 55$, $I_S = 34$, $\ell_m = 9$, $I_L - \ell_m = 46$, $I_S - \ell_m = 25$, $I_S + \ell_m = 43$, and $I_L + \ell_m = 64$. Through numerical analysis, the minimal distance for optimal soliton placement is determined

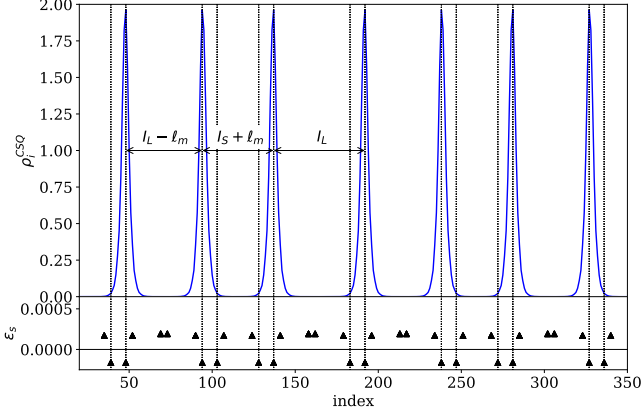


FIG. 8. The top panel presents the ground state configuration for an external magnetic field $H = 0.6375$. The lower panel presents the lowest single-soliton energies as a function of spin index. The vertical lines indicate negative-energy single soliton locations. Other parameters as in Fig. 1.

to be $x_{min} = I_S + \ell_m$. Consequently, only one soliton occupancy is permissible for pairs of sub-chains ($\omega_{2c}, \bar{\omega}_{2c}$) separated by a distance ℓ_m . The spacing between these pairs adheres to the Fibonacci quasiperiodic sequence observed in I_L and I_S . When pairs are separated by I_S , the solitons are positioned at a distance $I_S + \ell_m$, thereby occupying the two external spots. In cases where pairs are separated by I_L , and if flanked by pairs at a distance I_S , the inner spots of the I_L pair are filled. However, if one side features another I_L separation, an interaction degeneracy arises concerning the occupancy of the pair of spots within the middle of the $I_L I_L$ sequence. This degeneracy is effectively resolved by examining the surrounding environment of these two spots until a point where differentiation within the sub-chains occurs, in this case at 87-bond sub-chains. The resulting energy splitting is exceptionally small (approximately on the order of 10^{-11}).

As shown in Fig. 9, a similar situation arises for a lower magnetic field. The negative soliton energy spots in this case are associated with the 13-bond sub-chains ω_{1b} and $\bar{\omega}_{1b}$. Here, there is also an interaction degeneracy, which is lifted by the energy splitting that occur for 29-bond sub-chains.

When this type of degeneracies are lifted uniformly for all instances along the Fibonacci chain, the quasicrystalline soliton structure can readily be constructed. The starting point are the chains

$$\begin{aligned}\tilde{\Omega}_1 &= \Omega(I_L) \oplus \Omega(I_L) \oplus \Omega(I_S) \\ \tilde{\Omega}_2 &= \Omega(I_L) \oplus \Omega(I_L) \oplus \Omega(I_S) \oplus \Omega(I_L) \oplus \Omega(I_S),\end{aligned}$$

where $\Omega(I_L)$ and $\Omega(I_S)$ indicate the sequences of I_L and I_S bonds, respectively, that separate occurrences of the chain ω_s . The soliton locations in these chains are uniquely determined and the Fibonacci concatenation rule $\tilde{\Omega}_m = \tilde{\Omega}_{m-1} \oplus \tilde{\Omega}_{m-2}$ can be used repeatedly to construct the quasicrystalline soliton lattice.

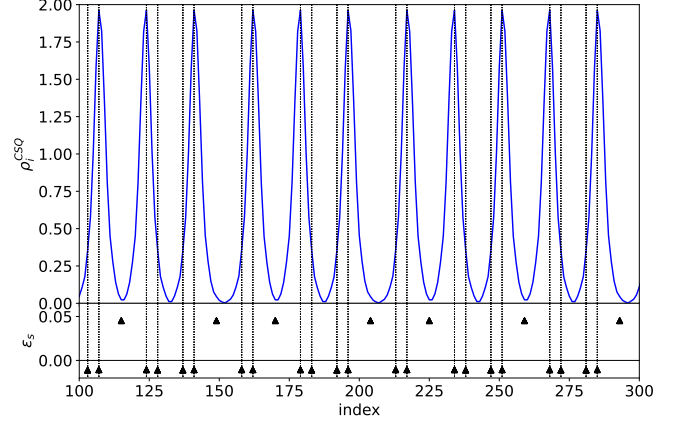


FIG. 9. Same as Fig. 8 for $H = 0.635$.

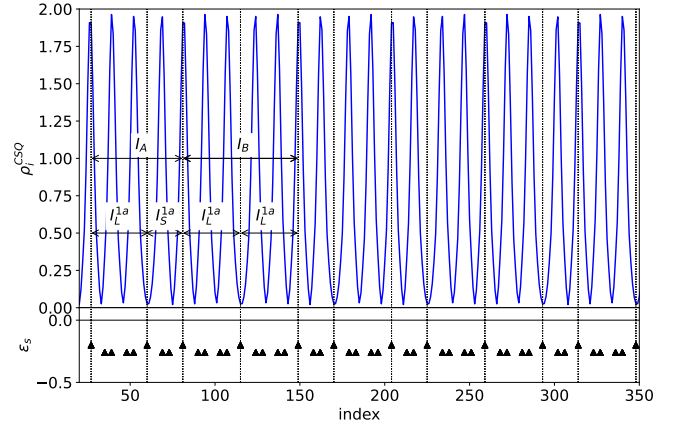


FIG. 10. Same as Fig. 8 for $H = 0.6$.

2. ‘CDE’ state

As the magnetic field is reduced further, the single soliton energy ε_s becomes negative for locations associated with the inversion symmetric sub-chain ω_{1a} . The interactions between solitons prevent these locations to be occupied until the energies ε_s become negative enough to overcome the repulsive interactions.

As illustrated in Fig. 10, a commensurate chiral soliton lattice emerges wherein only half of the ω_{1a} locations are occupied by a soliton. This state is particularly simple because the quasi-degeneracy associated with ω_{1b} and $\bar{\omega}_{1b}$ pairs in the middle of an $I_L I_L$ interval is resolved due to the occupation of ω_{1a} locations. The interaction with the solitons on ω_{1a} locations renders the nearest neighboring ω_{1b} and $\bar{\omega}_{1b}$ spots unfavorable. This, in turn, also renders the nearest instances of ω_{1a} unfavorable.

In this state one out of two instances of ω_{1a} is occupied, making the distances between solitons in ω_{1a} locations equal to $I_A = I_L^{(1a)} + I_S^{(1a)}$ or $I_B = 2I_L^{(1a)}$, where $I_S^{(1a)} = 21$ and $I_L^{(1a)} = 34$ are the distances between consecutive instances of ω_{1a} . The sequence of I_A and I_B can be

obtained following the expansion rule:

$$A \rightarrow BAAA, \quad (19)$$

$$B \rightarrow BAAAA. \quad (20)$$

The inflation matrix relating the number of A and B at a given inflation step is

$$\begin{pmatrix} N_A^{(n+1)} \\ N_B^{(n+1)} \end{pmatrix} = \begin{pmatrix} 3 & 4 \\ 1 & 1 \end{pmatrix} \begin{pmatrix} N_A^{(n)} \\ N_B^{(n)} \end{pmatrix} \quad (21)$$

for which the largest eigenvalue τ^3 is a Pisot-Vijayaraghavan number and the corresponding eigenvector determines the ratio $N_A/N_B = 2\tau$ in the large- N limit [24]. The number of solitons in ω_{1a} locations is $N_A + N_B = \tau^3 N_B$ and the relative change in the magnetization is:

$$\begin{aligned} \delta_M &= -\Delta M \frac{N_A + N_B}{M_{\text{sat}}} \\ &= -\Delta M \frac{N_A + N_B}{N_A I_A + N_B I_B} \\ &= -\Delta M \frac{(2\tau + 1)}{2\tau I_A + I_B} \\ &= -\Delta M \frac{(2\tau + 1)}{2\tau(I_L^{(1a)} + I_S^{(1a)}) + 2I_L^{(1a)}} \\ &= -\frac{\Delta M}{I_S^{(1a)}} \frac{(2\tau + 1)}{(2\tau + 2)\frac{I_L^{(1a)}}{I_S^{(1a)}} + 2\tau} \\ &\approx -\frac{\Delta M}{I_S^{(1a)}} \frac{(2\tau + 1)}{(2\tau + 2)\tau + 2\tau} \\ &= -\frac{\Delta M}{I_S^{(1a)}} \frac{2\tau + 1}{6\tau + 2} = -\frac{1}{2} \frac{\Delta M}{I_S^{(1a)}} \frac{\tau^2}{2 + \tau}. \end{aligned} \quad (22)$$

The magnetization of this state can be obtained using Eq. (16) and the result for δ_M :

$$\frac{M}{M_{\text{sat}}} \approx \frac{M_{\text{QFP}}}{M_{\text{sat}}} - \frac{(1 + \tau)}{(2 + \tau)} \Delta M \left(\frac{1}{I_S^{(1b)}} + \frac{1}{2I_S^{(1a)}} \right), \quad (23)$$

where we have assumed that the change in the magnetization ΔM produced by a single soliton is the same for ω_{1a} and ω_{1b} locations. In this case we have $I_S^{(1b)} = 13$ and $I_S^{(1a)} = 21$.

The ground state spin configuration for $H = 0.6$ is presented in Fig. 11. The solitons separate three different types of domains in which the spins are predominantly aligned along the z -axis. They correspond to three distinct sequences of bonds: $\omega_C = LSLLSLLSLLSLLS$, $\omega_D = LSLLSLLSLLS$, and the inverse $\omega_E = \bar{\omega}_D$.

The resulting sequence of ω_C , ω_D , and ω_E that covers the Fibonacci chain can be obtained using the expansion rule

$$\begin{aligned} C &\rightarrow DDEEC \\ D &\rightarrow DDEC \\ E &\rightarrow DEEC \end{aligned} \quad (24)$$

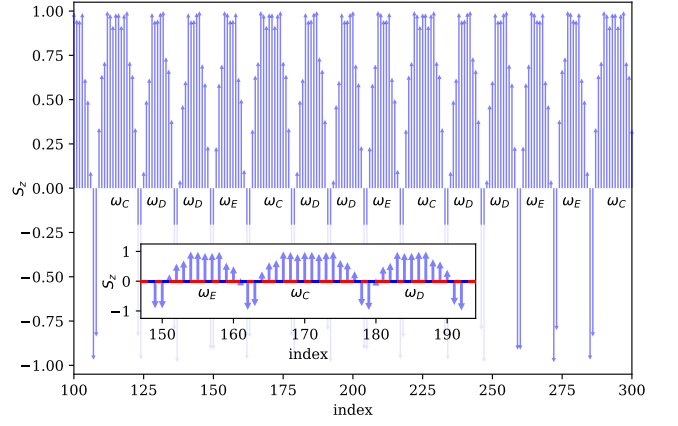


FIG. 11. Section of the ground state configuration for $H = 0.6$. The projection of the spins along the \hat{z} -axis is represented using arrows. ω_C , ω_D , and ω_E indicate sequences of bonds.

starting from C . The largest eigenvalue of the inflation matrix is, as expected, the same as in the AB sequence above. The current sequence distinguishes the two possible orders of the short and long intervals ($I_L I_S$ and $I_S I_L$) that were not distinguished in the analysis of the soliton positions. The corresponding eigenvector indicates that the number of these segments satisfy $N_D = N_E$ and $N_C/N_D \rightarrow \tau$ in the thermodynamic limit.

3. Lower fields

When the magnetic field drops below approximately ≈ 0.385 , there is a transition in the ground state configuration from the CDE state to another commensurate state where all ω_{1a} locations are occupied by solitons. Continuing the analysis that led to Eq. (16) yields a magnetization

$$\frac{M}{M_{\text{sat}}} \approx \frac{M_{\text{QFP}}}{M_{\text{sat}}} - \frac{(1 + \tau)}{(2 + \tau)} \Delta M \left(\frac{1}{I_S^{(1b)}} + \frac{1}{I_S^{(1a)}} \right), \quad (25)$$

for this state.

As the magnetic field diminishes within this phase, a critical field arises below which additional solitons that are not aligned with pinning centers emerge in the system. These extra solitons induce a discommensuration in the CSQ, mirroring the behavior observed in Frenkel-Kontorova models within a regular lattice [32].

IV. PHASE DIAGRAM

The main findings of our study are depicted in Fig. 12, which illustrates the ground state energy, magnetization, and winding number of a helimagnetic Fibonacci quasicrystal as a function of the external magnetic field.

Three main regimes have been identified: a quasi-fully polarized (QFP) state for high fields ($H > H_c$), a series

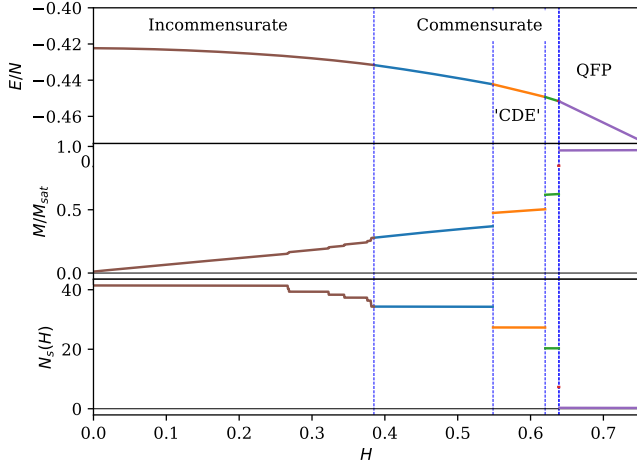


FIG. 12. Energy, magnetization and winding number as a function of the magnetic field for a Fibonacci chain of $N=378$ spins. Other parameters as in Fig. 1.

of commensurate chiral soliton quasicrystalline lattices at intermediate fields ($H_{CI} < H < H_c$), and incommensurate soliton lattices at low fields.

As we already mentioned, the high field QFP state is a non-collinear quasiperiodic spin configuration that can hold metastable chiral solitons. A so-called devil's staircase of commensurate quasicrystalline lattices emerges right below the critical field H_c . The concept of commensurability in quasicrystals has been analyzed in the context of superconducting networks [33–36]. The existence of an inflation rule for the generation of the underlying quasicrystalline structure is not a necessary condition to produce commensurability effects [35, 36]. However, when such rule is present, as in the Fibonacci quasicrystal under consideration, it offers an intuitive framework to analyze commensurability effects [33]. For a commensurate lattice, we can find large enough Fibonacci subchains Ω_m and Ω_{m+1} that allow us to construct the soliton lattice using the concatenation rule of Eq. 4.

In the Fibonacci helimagnet under consideration, the quasiperiodic nature of the couplings gives rise to an effective quasiperiodic potential energy for the solitons. The arrangement of soliton lattices at a specific magnetic field hinges on the interplay between soliton-soliton interactions and the underlying potential. Consequently, understanding the behavior of soliton lattices can be approached through a generalization of the Frenkel-Kontorova (FK) model to quasiperiodic potentials [32, 37, 38]. Notably, we observe a commensurate-incommensurate transition at a critical field H_{CI} . Below H_{CI} , the number of solitons in the system increases in a semi-continuous manner, with a sequence of ground states differing by a single soliton. At zero field, the rotational symmetry around the chiral axis is restored, and the ground state manifests as a quasiperiodic helix.

V. SUMMARY AND CONCLUSIONS

We have analyzed the ground state properties of a chiral helimagnet on a Fibonacci quasicrystalline lattice. We focused on an effective one-dimensional classical spin model with nearest-neighbor exchange and Dzyaloshinskii-Moriya interactions (DMI). An external magnetic field H , applied perpendicular to the helimagnet's axis, produces a diverse array of spin textures, depending upon the magnetic field intensity. These configurations include a non-collinear quasicrystalline quasiperiodically polarized (QFP) state at high fields, and several chiral soliton lattices both commensurate and incommensurate with the underlying Fibonacci lattice.

As the magnetic field decreases from the QFP phase, a critical field denoted as H_c marks the onset of a Devil's staircase pattern characterized by chiral soliton quasicrystalline lattices commensurate with the underlying Fibonacci quasicrystal. A commensurate to incommensurate transition takes place at a lower field H_{CI} , giving rise to discommensurations within the otherwise quasicrystalline soliton lattice. With further reduction in magnetic field strength, the discommensurations proliferate, ultimately resulting in the formation of a quasiperiodic helical structure at zero field.

Over a broad spectrum of magnetic fields, encompassing the regime of quasiperiodic soliton lattices, the spin textures can be explained in terms of a dilute system (soliton size l_s much smaller than average inter-soliton distance) of chiral solitons with short-range repulsive interactions and under the influence of an effective external quasiperiodic potential. This simple picture allows us to derive the intricate spin textures by treating the solitons as effective particles. Our methodology involves a systematic approach to constructing soliton lattices, which relies on two key steps: first, calculating the external potential acting on the solitons, and second, evaluating the interaction energy between solitons at various separations. Once the positions of the solitons are determined, the orientations of the spins can be optimized accordingly. This method offers a notably more efficient strategy compared to the exhaustive minimization of spin orientations.

The effective potential governing the behavior of solitons gives rise to magnetic field plateaus characterized by a plethora of quasi-degenerate quasicrystalline soliton lattices. This extensive quasi-degeneracy originates from a quasiperiodic arrangement of neighboring pairs of soliton locations, each possessing similar energy levels.

While the numerical results presented are based on a specific parameter set, our key conclusions can be extended to a broader spectrum of parameters and related models. For instance, we can apply our findings to the J_1 - J_2 model with easy-axis anisotropy, where the spiral states are not induced by the competition of nearest-neighbor ferromagnetic exchange $J_1 < 0$ with a Dzyaloshinskii-Moriya interaction, but with a second-neighbor exchange $J_2 > |J_1|/4$ [10]. In this new scenario,

the Hamiltonian does not determine the sign of vector chirality, implying that solitons possess an internal degree of freedom (vector chirality) that is also expected to organize in a certain manner. Particularly, we anticipate a comparable phase diagram where the intermediate field regime's behavior is governed by the interplay between an effective quasi-periodic potential for solitons and their short-range interactions. While varying parameters may alter the size of the solitons and the nature of the underlying pinning potential, we expect the qualitative features of the phase diagram as a function of external magnetic field to remain consistent across a wide parameter space.

In chiral helimagnets, itinerant electrons serve as a driving force for the formation and dynamics of chiral solitons [39]. Conversely, the interaction between these magnetic structures and itinerant electrons generates an effective potential experienced by the electrons, which can be manipulated by external fields. This interaction suggests that magnetic structures in quasicrystals could offer a platform for studying the behavior of electrons in a quasiperiodic potential, allowing for tunable control over the system [24].

In future investigations, we aim to expand this study to encompass two-dimensional quasiperiodic systems. Recently, two-dimensional quasicrystalline structures have been synthesized from 30° twisted bilayer graphene [40]. We anticipate that magnetic van der Waals structures could serve as a platform for creating quasicrystalline magnetic systems. The insights gained from our results may contribute to the understanding of 2D topological defects within these systems.

ACKNOWLEDGMENTS

P. S. C. acknowledges support from Grants PICT 2018-01546 and PICT 2019-00371 of the ANPCyT. This collaborative effort is made possible from generous support by Instituto Balseiro, Universidad de Cuyo, Fulbright Argentina, and through a Fulbright Specialist award. The Fulbright Specialist Program, a part of the larger Fulbright Program, is a program of the Department of State Bureau of Educational and Cultural Affairs with funding provided by the U.S. Government and administered by World Learning. C. D. B. also acknowledges support from the U.S. Department of Energy, Office of Science, Office of Basic Energy Sciences, under Award Number DE-SC0022311.

Appendix A: Energy minimization procedure

To minimize energy and determine the ground state configuration for a given set of model parameters, we employ the Broyden-Fletcher-Goldfarb-Shanno (BFGS) method, as outlined in Ref. [10], in conjunction with a genetic algorithm. The BFGS method is a quasi-Newton approach that utilizes an approximation of the Hessian matrix to locate the minimum of a function. While BFGS is generally reliable and efficient, it may become trapped in local minima, thereby failing to identify the global minimum. To mitigate this limitation, we augment the BFGS algorithm with a genetic algorithm. We generate the genetic algorithm's initial population by running the BFGS method multiple times with randomly selected initial spin configurations. Subsequently, we select the configurations with the lowest energies to form the genetic algorithm's starting population.

The crossover between two spin configurations is performed by randomly selecting a range of spins in one of the configurations, and replacing it with the corresponding range of spins in the other configuration. Subsequently, the new configuration undergoes optimization using the BFGS algorithm. If the resulting configuration exhibits lower energy compared to the two original configurations, it is added to the population. The procedure iterates until the population reaches a specified size. Subsequently, the configurations are sorted based on energy, and those with the highest energy are eliminated. This process continues until the population converges to a single configuration or reaches the maximum number of generations.

To validate the procedure, we conducted an independent run of the genetic algorithm using a different initial population to ensure consistency in obtaining the same ground state configuration. For the intermediate range of external magnetic fields, up to 100,000 initial BFGS runs were required. The population size of the genetic algorithm was set to 1000, with a maximum of 100 generations allowed.

The bulk of our numerical calculations focused on chains consisting of 378 spins, utilizing open boundary conditions. However, to address finite size effects, we extended the minimization procedure to systems containing 611 and 988 spins as well. Remarkably, the magnetic field values corresponding to phase transitions between commensurate phases exhibited consistency across these diverse system sizes. This consistency can be attributed to several factors elucidated in the main body of the article. Specifically, the finite extent of single-soliton solutions, the short-range nature of soliton-soliton interactions, and the presence of an effective potential collectively enable the local determination of soliton configurations, irrespective of the system size.

[1] J.-i. Kishine and A. Ovchinnikov, Theory of monoaxial chiral helimagnet, *Solid State Physics* **66**, 1 (2015).

[2] Y. Nishikawa and K. Hukushima, Phase transitions and

- ordering structures of a model of a chiral helimagnet in three dimensions, *Phys. Rev. B* **94**, 064428 (2016).
- [3] N. Ghimire, M. A. McGuire, D. S. Parker, B. Sipos, S. Tang, J.-Q. Yan, B. C. Sales, and D. Mandrus, Magnetic phase transition in single crystals of the chiral helimagnet $\text{Cr}_{1/3}\text{NbS}_2$, *Physical Review B* **87**, 104403 (2013).
 - [4] V. Laliena, S. A. Osorio, D. Bazo, S. Bustingorry, and J. Campo, Continuum of metastable conical states of monoaxial chiral helimagnets, *Phys. Rev. B* **108**, 024425 (2023).
 - [5] S. A. Osorio, A. Athanasopoulos, V. Laliena, J. Campo, and S. Bustingorry, Response of the chiral soliton lattice to spin-polarized currents, *Phys. Rev. B* **106**, 094412 (2022).
 - [6] P. A. McClarty, Topological magnons: A review, *Annual Review of Condensed Matter Physics* **13**, 171 (2022).
 - [7] S. Nakatsuji, N. Kiyohara, and T. Higo, Large anomalous hall effect in a non-collinear antiferromagnet at room temperature, *Nature* **527**, 212 (2015).
 - [8] A. Brataas, G. E. Bauer, and P. J. Kelly, Non-collinear magnetoelectronics, *Physics Reports* **427**, 157 (2006).
 - [9] A. V. Chumak, V. I. Vasyuchka, A. A. Serga, and B. Hillebrands, Magnon spintronics, *Nature physics* **11**, 453 (2015).
 - [10] P. S. Cornaglia, M. Nuñez, and D. Garcia, Unveiling exotic magnetic phases in Fibonacci quasicrystals through machine learning, *Physical Review B* **108**, 144429 (2023).
 - [11] F. Lisiecki, J. Rychly, P. Kuświk, H. Głowiński, J. W. Klos, F. Groß, N. Träger, I. Bykova, M. Weigand, M. Zelen, *et al.*, Magnons in a quasicrystal: Propagation, extinction, and localization of spin waves in fibonacci structures, *Physical Review Applied* **11**, 054061 (2019).
 - [12] C. H. O. Costa and M. S. d. Vasconcelos, Band gaps and transmission spectra in generalized fibonacci σ (p, q) one-dimensional magnonic quasicrystals, *Journal of Physics: Condensed Matter* **25**, 286002 (2013).
 - [13] I. P. Coelho, M. S. d. Vasconcelos, and C. G. Bezerra, Quasiperiodic magnonic superlattices with mirror symmetry, *Solid state communications* **150**, 1760 (2010).
 - [14] G. Gubbiotti, S. Tacchi, M. Madami, G. Carlotti, Z. Yang, J. Ding, A. O. Adeyeye, and M. Kostylev, Collective spin excitations in bicomponent magnonic crystals consisting of bilayer permalloy/Fe nanowires, *Physical Review B* **93**, 184411 (2016).
 - [15] J. Rychly, J. W. Klos, M. Mruczkiewicz, and M. Krawczyk, Spin waves in one-dimensional bicomponent magnonic quasicrystals, *Physical Review B* **92**, 054414 (2015).
 - [16] J. Rychly, J. W. Klos, and M. Krawczyk, Spin wave damping in periodic and quasiperiodic magnonic structures, *Journal of Physics D: Applied Physics* **49**, 175001 (2016).
 - [17] G. Gubbiotti, X. Zhou, Z. Haghshenasfard, M. Cottam, and A. Adeyeye, Reprogrammable magnonic band structure of layered permalloy/Cu/permalloy nanowires, *Physical Review B* **97**, 134428 (2018).
 - [18] J. Jeon, S. K. Kim, and S. Lee, Fractalized magnon transport on a quasicrystal with enhanced stability, *Physical Review B* **106**, 134431 (2022).
 - [19] Y. Togawa, T. Koyama, K. Takayanagi, S. Mori, Y. Kousaka, J. Akimitsu, S. Nishihara, K. Inoue, A. Ovchinnikov, and J.-i. Kishine, Chiral magnetic soliton lattice on a chiral helimagnet, *Physical review letters* **108**, 107202 (2012).
 - [20] I. Dzyaloshinskii, Theory of helicoidal structures in antiferromagnets. I. nonmetals, *Sov. Phys. JETP* **19**, 960 (1964).
 - [21] P. De Gennes, Calcul de la distorsion d'une structure cholesterique par un champ magnetique, *Solid State Communications* **6**, 163 (1968).
 - [22] M. Baake, F. Gähler, and J. Mazáč, On the Fibonacci tiling and its modern ramifications, *arXiv preprint arXiv:2311.05387* (2023).
 - [23] M. Baake and U. Grimm, *Aperiodic order*, Vol. 1 (Cambridge University Press, 2013).
 - [24] A. Jagannathan, The Fibonacci quasicrystal: Case study of hidden dimensions and multifractality, *Rev. Mod. Phys.* **93**, 045001 (2021).
 - [25] Y. Huang and Z. Wen, The sequence of return words of the Fibonacci sequence, *Theoretical Computer Science* **593**, 106 (2015).
 - [26] The sign of $D_{L,S}$ determines the chirality of the helix.
 - [27] This selection of parameters, where the DMI couplings are comparable to the exchange couplings, enables us to investigate the impact of DMI on ground state configurations while maintaining a manageable system size. The qualitative findings remain consistent for alternative parameter sets where $J_S, J_L < 0$ and D_S, D_L share the same sign.
 - [28] See Ref. 24 and references therein.
 - [29] D. Dahlbom, H. Zhang, C. Miles, X. Bai, C. D. Batista, and K. Barros, Geometric integration of classical spin dynamics via a mean-field schrödinger equation, *Physical Review B* **106**, 054423 (2022).
 - [30] D. Dahlbom, C. Miles, H. Zhang, C. D. Batista, and K. Barros, Langevin dynamics of generalized spins as su (n) coherent states, *Physical Review B* **106**, 235154 (2022).
 - [31] D. Dahlbom, F. Brooks, M. Wilson, S. Chi, A. Kolesnikov, M. Stone, H. Cao, Y.-W. Li, K. Barros, M. Mourigal, *et al.*, Quantum-to-classical crossover in generalized spin systems: Temperature-dependent spin dynamics of fei 2, *Physical Review B* **109**, 014427 (2024).
 - [32] O. M. Braun and Y. S. Kivshar, *The Frenkel-Kontorova model: concepts, methods, and applications* (Springer, 2004).
 - [33] P. Chaikin, A. Behrooz, M. Itzler, C. Wilks, B. Whitehead, G. Grest, and D. Levine, Studies of quasicrystalline superconducting networks, *Physica B: Condensed Matter* **152**, 113 (1988).
 - [34] G. S. Grest, P. M. Chaikin, and D. Levine, Commensurate states on incommensurate lattices, *Physical review letters* **60**, 1162 (1988).
 - [35] R. Griffiths and L. Floria, Exact solution of the one-dimensional J^2 model of superconducting networks in a magnetic field, *Physical Review B* **45**, 9887 (1992).
 - [36] M. Itzler, R. Bojko, and P. Chaikin, Absence of inflation symmetric commensurate states in inflation symmetric networks, *Journal de Physique I* **4**, 605 (1994).
 - [37] T. Van Erp, A. Fasolino, O. Radulescu, and T. Janssen, Pinning and phonon localization in Frenkel-Kontorova models on quasiperiodic substrates, *Physical Review B* **60**, 6522 (1999).
 - [38] A. Vanossi, J. Röder, A. Bishop, and V. Bortolani, Driven, underdamped Frenkel-Kontorova model on a quasiperiodic substrate, *Physical Review E* **63**, 017203 (2000).

- [39] T. Schulz, R. Ritz, A. Bauer, M. Halder, M. Wagner, C. Franz, C. Pfleiderer, K. Everschor, M. Garst, and A. Rosch, Emergent electrodynamics of skyrmions in a chiral magnet, *Nature Physics* **8**, 301 (2012).
- [40] S. J. Ahn, P. Moon, T.-H. Kim, H.-W. Kim, H.-C. Shin, E. H. Kim, H. W. Cha, S.-J. Kahng, P. Kim, M. Koshino, *et al.*, Dirac electrons in a dodecagonal graphene quasicrystal, *Science* **361**, 782 (2018).