

Deep Diffusion Deterministic Policy Gradient based Performance Optimization for Wi-Fi Networks

Tie Liu, Xuming Fang, Rong He

Key Laboratory of Information Coding and Transmission, Southwest Jiaotong University, Chengdu, China
tliu@my.swjtu.edu.cn, xmfang@swjtu.edu.cn, rhe@swjtu.edu.cn

Abstract—Generative Diffusion Models (GDMs), have made significant strides in modeling complex data distributions across diverse domains. Meanwhile, Deep Reinforcement Learning (DRL) has demonstrated substantial improvements in optimizing Wi-Fi network performance. Wi-Fi optimization problems are highly challenging to model mathematically, and DRL methods can bypass complex mathematical modeling, while GDMs excel in handling complex data modeling. Therefore, combining DRL with GDMs can mutually enhance their capabilities. The current MAC layer access mechanism in Wi-Fi networks is the Distributed Coordination Function (DCF), which dramatically decreases in performance with a high number of terminals. In this study, we propose the Deep Diffusion Deterministic Policy Gradient (D3PG) algorithm, which integrates diffusion models with the Deep Deterministic Policy Gradient (DDPG) framework to optimize Wi-Fi network performance. To the best of our knowledge, this is the first work to apply such an integration in Wi-Fi performance optimization. We propose an access mechanism that jointly adjusts the contention window and the aggregation frame length based on the D3PG algorithm. Through simulations, we have demonstrated that this mechanism significantly outperforms existing Wi-Fi standards in dense Wi-Fi scenarios, maintaining performance even as the number of users increases sharply.

Index Terms—generative diffusion models (GDMs), deep reinforcement learning, performance optimization, Wi-Fi Networks.

I. INTRODUCTION

AS Wi-Fi technology evolves, the rapid development of advanced network applications such as 8K video streaming, augmented/virtual reality (AR/VR), and remote surgery poses unprecedented challenges. These demands have significantly surpassed the capabilities of existing standards such as 802.11ax, driving the development of the next generation of Wi-Fi technologies, particularly IEEE 802.11be (Wi-Fi 7). These new technologies aim to deliver extremely high throughput (EHT) and reduced latency to meet the complex requirements of future applications.

Meanwhile, traditional mathematical modeling approaches struggle with the stochastic and variable nature of wireless channels and the complex interdependencies among parameters. In this paper, we explore the optimization of the MAC layer access mechanism by jointly adjusting the contention window and aggregation frame length, which are interdependent parameters. Longer aggregation frames can significantly reduce transmission overhead; however, they may also lead to higher retransmission overhead and higher packet error rate, especially in dense deployed scenarios. This issue can be

mitigated either by increasing the contention window (CW) or by reducing the aggregation frame length. Recent advances in machine learning, especially reinforcement learning algorithms, offer effective solutions by bypassing complex mathematical modeling steps through their adaptive learning capabilities and data processing ability. These algorithms are increasingly pivotal in optimizing Wi-Fi networks to meet changing demands.

In recent years, Generative Artificial Intelligence (GAI) has made remarkable strides across various domains [1]. GAI technologies excel at creating innovative content by analyzing large datasets that include text, images, and music. Particularly in the field of data augmentation [2], generative models synthesize additional data to bolster machine learning models, providing critical support in scenarios where data is scarce or privacy concerns are paramount. For network optimization tasks, such as the joint optimization of interrelated parameters, GAI proves invaluable in handling highly complex data distributions and capturing intricate relationships. Nevertheless, the challenge lies in determining the optimal combination of parameter adjustments for various environments.

Du *et al.* [3] introduced how generative diffusion models can be applied to network optimization problem, providing an easy example of power optimization, which shows promising performance in sum rate compared to DRL methods. In another work of Du *et al.* [4], they address the increasing demand for efficient content generation capabilities in the next generation of Internet with the emergence of the Metaverse. They introduce the Artificial Intelligence Generative Optimal Decision (AGOD) algorithm, which combines DRL and diffusion models, enabling the application of generative diffusion theory to network performance optimization.

The Distributed Coordination Function (DCF), a core Medium Access Control (MAC) mechanism in current Wi-Fi standards, operates on the basis of Carrier Sense Multiple Access with Collision Avoidance (CSMA/CA) and Binary Exponential Backoff (BEB). DCF follows a listen-before-talk principle: Before transmitting, the device checks whether the channel is idle. If busy, it waits for a random backoff period within $[0, CW_{max}]$, where the contention window doubles after each collision. Once the channel becomes free, the device transmits its data.

Although effective in low-density scenarios, BEB performance deteriorates as the number of stations (STAs) increases. Bianchi [5] demonstrated that dense STAs lead to higher collision probabilities, packet losses, and reduced throughput. This limitation poses significant challenges for future high-

density Basic Service Set (BSS) environments, where excessive contention severely impacts network performance.

In Wi-Fi transmission, frame aggregation is an effective technique used to enhance network performance. The length of aggregated frames can impact latency, channel utilization, throughput, etc. Therefore, it is necessary to study how to optimize the length of aggregated frames under different channel conditions and varying Quality of Service (QoS) requirements. Camps-Mur *et al.* [6] discuss how to utilize the frame aggregation mechanism in the 802.11 standard to improve QoS in Wi-Fi networks. Coronado *et al.* [7] proposed an adaptive machine learning-based approach for optimizing frame size selection by considering channel conditions, demonstrating an average goodput improvement of 18.36% over standard aggregation mechanisms. Zhou *et al.* [8] propose a Joint Frame Length and Rate Adaptation (JFRA) scheme based on Double Deep Q-learning (DDQN), which outperforms the Minstrel HT and Thompson Sampling algorithm by up to 21.3% and 68.9% in various cases.

This paper proposes a joint optimization approach of adjusting the CW and aggregation frame length to enhance throughput in Wi-Fi networks with densely distributed terminals. The relationship between the optimal CW and aggregation frame length for each user is extremely complex, so simultaneous adjustments for each terminal necessitate a model or algorithm capable of effectively modeling these complex relationships. This represents a significant challenge in optimizing network performance while accommodating the high density of terminals. We apply a method named D3PG which combines generative diffusion models (GDMs) and deep deterministic policy gradient (DDPG). D3PG melds the strengths of the DDPG with the sophisticated modeling capabilities of GDMs.

The rest of the paper is organized as follows. Section II presents the system model. Section III introduces how to apply diffusion models into DDPG. Section IV gives the performance of D3PG. The simulation and analysis are based on NS3 platform [9]. In the end, we summarize this paper in Section V.

II. SYSTEM MODEL

Our system model is illustrated in Fig. 1, which includes one Access Point (AP) and N_s Stations (STAs), which are randomly distributed within a circle of radius r around the AP. The D3PG agent is located at the AP, which gathers all the necessary data for training the model, either directly or through reports from the STAs. Our objective is to train the model to optimize the total throughput in dense Wi-Fi scenarios.

The main difference between DDPG and D3PG is the modeling of policy network, while the optimization process can also be regarded as a Markov Decision Process (MDP) [10] that requires the model's agent to collect state, action, and reward information. During training, the agent at the AP collects the state information s_t , and $s_t = \{ITP_t, PLR_{t,i} | i \in N_s\}$ is consisted of channel Idle Time Proportion (ITP) and Packet Loss Rate (PLR). ITP is the percentage that the AP

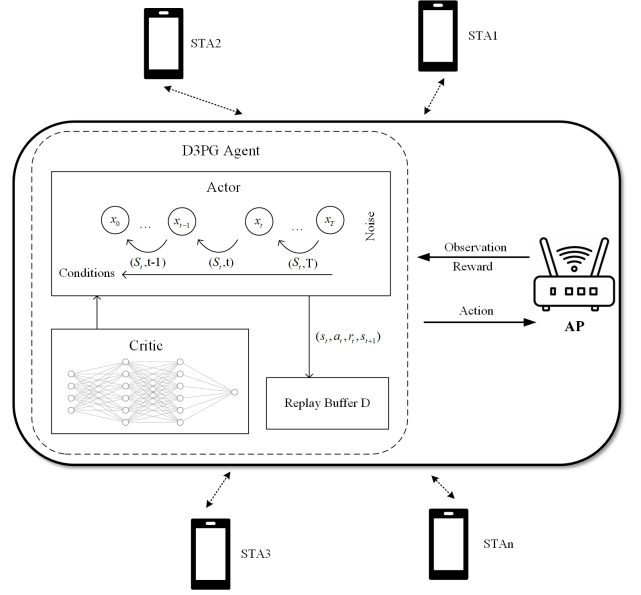


Fig. 1. System Model

detects the channel is idle in a certain period, which is calculated as below:

$$ITP_t = \frac{t_{Idle}}{t_{period}} \quad (1)$$

PLR indicates the reliability of data transmission, which is calculated by the number of transmitted frames and the number of received ACK frames $n_{ACK,i}$ in a certain period:

$$PLR_{t,i} = 1 - \frac{n_{TX,i}}{n_{ACK,i}} \quad (2)$$

where $n_{TX,i}$ and $n_{ACK,i}$ represent separately the number of transmitted frames and received ACK frames for the i th STA. Then the D3PG agent, starting from the acquired state s_t , processes through a conditioned diffusion model along with randomly generated noise matching the action space size to get the optimal action. After multiple denoising steps, the model outputs an action $a_t = \{CW_{t,i}, L_{t,i} | i \in N_s\}$, which consists of contention window $CW_{t,i}$ and aggregation frame length $L_{t,i}$ for each STA. The model directly outputs continuous numbers between 0 and 1, and we discretely map $CW_{t,i}$ to values between CW_{min} and CW_{max} , and $L_{t,i}$ to values between L_{min} and L_{max} . The AP then issues the action to STAs, executing it for a certain period, results in a reward r_t and the next state s_{t+1} . This completes one trajectory $\tau_t = (s_t, a_t, r_t, s_{t+1})$ which is stored in an experience pool D for future model optimization.

The reward function is designed to optimize these adjustments based on the improvement in throughput.

$$r_t = 2 \times (\text{sigmoid}(\frac{Thr_t}{\lambda}) - 0.5) \quad (3)$$

where Thr_t represents the throughput of the whole system at time t , λ is a hyperparameter that controls the sensitivity of the reward to throughput. Considering practicality, and λ can be set to a desired throughput or the maximum Shannon capacity. This allows us to normalize any positive real number

representing throughput to a range between 0 and 1, thus accurately reflecting reward information and aiding in model convergence.

In this approach, D3PG enables the AP to learn optimal policies for complex network environments, thereby enhancing overall network performance in scenarios that are increasingly prevalent in modern Wi-Fi applications.

III. DESIGN OF OPTIMIZATION SCHEME

The D3PG algorithm is based on the deep deterministic policy gradients algorithm, with the primary distinction being in replacing the decision network by a conditioned diffusion model [4]. The generative diffusion model can be divided into two parts: the forward diffusion process and the reverse diffusion process [11].

A. Forward process

In computer vision, x_t represents an image, whereas in our network optimization context, x_t denotes a solution which is CW or aggregation frame length setting for each STA at time t . The following equation shows how noise diffuses in a solution.

$$x_{t+1} = \sqrt{\beta} \times \epsilon + \sqrt{1 - \beta} \times x_t \quad (4)$$

where ϵ is Gaussian noise with the same dimensions as x_t , and β is a noise diffusion coefficient, which is a scalar between 0 and 1. x_{t+1} is the result of x_t plus the noise. The value of β starts near zero at the beginning and gradually increases close to 1. This process represents the diffusion of noise into the original data, with the gradual increase in β indicating that the speed of diffusion is accelerating.

Following a series of derivations, we get the following equation:

$$x_t = \sqrt{1 - \bar{\alpha}} \times \epsilon + \sqrt{\bar{\alpha}} \times x_0 \quad (5)$$

where x_0 is an optimal solution, $\bar{\alpha} = \alpha_t \alpha_{t-1} \dots \alpha_1$, and $\alpha_t = 1 - \beta_t$, where α_t is defined to simplify the equations. So we get the relationship between x_0 and x_t . This completes the derivation of the forward diffusion process for the generative diffusion model.

B. Reverse process

The reverse diffusion process involves deriving the relationship from a known x_t back to x_0 . Similar to the forward process, we first derive the relationship for one step of reverse diffusion, which is $P(x_{t-1}|x_t)$. According to Bayes' theorem, we have:

$$P(x_{t-1}|x_t) = \frac{P(x_t|x_{t-1})P(x_{t-1})}{P(x)} \quad (6)$$

Using (4) and (5) derived from the forward diffusion process and substituting and rearranging terms in (6), we find that $P(x_{t-1}|x_t)$ follows the following normal distribution:

$$P(x_{t-1}|x_t) \sim N(\mu, \sigma^2) \quad (7)$$

$$\mu = \frac{\sqrt{\alpha_t}(1 - \bar{\alpha}_{t-1})}{1 - \bar{\alpha}_t} x_t + \frac{\sqrt{\bar{\alpha}_{t-1}}(1 - \alpha_t)}{1 - \alpha_t} \frac{x_t - \sqrt{1 - \bar{\alpha}} \times \epsilon}{\sqrt{\bar{\alpha}}} \quad (8)$$

$$\sigma = \sqrt{\frac{\sqrt{1 - \alpha_t} \sqrt{1 - \bar{\alpha}_{t-1}}}{\sqrt{1 - \bar{\alpha}_t}}} \quad (9)$$

In (8), ϵ represents the noise added directly to an optimal solution x_0 at any given moment t . Knowing the noise ϵ added from x_0 to x_t allows us to determine the probability distribution of the previous moment x_{t-1} . This is the essence of the reverse diffusion process.

Algorithm 1 D3PG: Deep Diffusion Deterministic Policy Gradient

- 1: Initialize replay buffer D , critic $Q(\theta^Q)$, and conditioned diffusion model actor $\mu(\theta^\mu)$;
 - 2: Initialize target network with the same weights.
 - 3: Define Δt as interaction period.
 - 4: Define the maximum training time step T_{max} .
 - 5: Define the maximum denoising steps τ_{max} .
 - 6: **for** $t = 1$ to T_{max} **do**
 - 7: Get s_t from environment.
 - 8: Sample Gaussian noise a_N .
 - 9: **for** $\tau = \tau_{max}$ to 1 **do**
 - 10: Infer a_t from conditioned diffusion model $\mu(\theta^\mu)$ based on s_t , a_N , and τ .
 - 11: **end for**
 - 12: **if** training **then**
 - 13: $a_t \leftarrow a_t + noise_t$.
 - 14: Execute a_t and observe r_t and s_{t+1} .
 - 15: Store transition $\tau_t = (s_t, a_t, r_t, s_{t+1})$ in D .
 - 16: Sample a random minibatch of N transitions $batch_N = \{(s_i, a_i, r_i, s_{i+1}) | i \in N\}$ from D .
 - 17: Update critic $Q(\theta^Q)$ and $\mu(\theta^\mu)$ based on $batch_N$.
 - 18: Soft update the target network.
 - 19: **end if**
 - 20: Execute a_t .
 - 21: **end for**
-

A neural network can be trained, with inputs including the noised solution x_t , to predict the noise ϵ that has been added to the optimal solution x_0 . This predicted noise allows us to obtain the probability distribution of the solution at the previous moment. Sampling randomly from this distribution produces a solution of the previous moment, which can then be fed back into the network to predict its noise, and this process is repeated until the desired solution x_0 is obtained.

By training a neural network to continuously perform conditioned reverse diffusion, where environmental information is input together with the noised solution x_t , final x_0 obtained is the result of optimizing using the generative diffusion model. In the implementation of D3PG, only the reverse process of the diffusion model is applied, as the decision network in DDPG is replaced by the diffusion model.

IV. PERFORMANCE EVALUATION

To evaluate the effectiveness of the D3PG algorithm, we implemented it using PyTorch and designed the Wi-Fi scenario on the NS3 platform, an open-source, discrete-event network simulation tool. To integrate machine learning algorithms into the Wi-Fi scenario and dynamically adjust multiple network parameters, we utilized the NS3-AI module [12]. NS3-AI serves as an interface between NS3 and PyTorch, facilitating the application of intelligence techniques within the simulation environment of NS3.

The architecture of the simulated Wi-Fi network is depicted in Fig. 1, designed based on the 802.11ax standards. The parameters utilized in the simulation are detailed in Table I. D3PG hyperparameter setting is in table II.

TABLE I
NS3 SIMULATION PARAMETERS

Parameter	Value
Number of STAs	{8, 16, 24, 32, 40, 48, 56, 64}
Frequency	5GHz
Max A-MSDU size	6160 bytes
Max A-MPDU size	1586176 bytes
CW_{min}, CW_{max}	15, 1023
L_{min}, L_{max}	1, 256
Distance between STAs and AP	In the circle with radius $r = 7.5(m)$
Simulation time	100s
Loss model	LogDistancePropagationLossModel
Traffic arrival model	Constant rate model, rate=1Gbps
Channel bandwidth	80MHz
Number of spatial streams	2
payload size	1448 bytes
traffic source	TCP traffic
Error rate model	TableBasedErrorRateModel
Mobility	Stationary

TABLE II
D3PG HYPERPARAMETERS

Parameter	Value
Interaction period with NS3 Δt	50ms
Hidden layer dimension	256
Reward normalization coefficient λ	450
Actor learning rate	2×10^{-3}
Critic learning rate	2×10^{-2}
Soft update factor τ	5×10^{-2}
Reward discount factor γ	1×10^{-1}
Batch size	12
Buffer size	256
β schedule	Variance Preserving
Denoise steps	5

In our study, we first compared the throughput performance of our algorithm in a scenario with 64 STAs. We selected three different algorithms as baseline algorithms for performance comparison. They are:

- Baseline 1: Utilizes the existing 802.11 Wi-Fi standard's MAC layer contention access mechanism, which is based on BEB and CSMA/CA, with fixed frame aggregation length.
- Baseline 2: Proximal Policy Optimization (PPO) algorithm proposed by Schulman *et al.* [13], which is an on-policy reinforcement learning algorithm.

- Baseline 3: DDPG algorithm that does not integrate generative diffusion models, with the same hyperparameter settings as our D3PG algorithm.

Specifically, Baseline 2 and Baseline 3 use the same states, actions, and reward functions as our proposed method.

It should be noted that due to the randomness of Wi-Fi networks, we conducted five repeated simulations for each algorithm and took the average to minimize the impact of randomness on the comparative results.

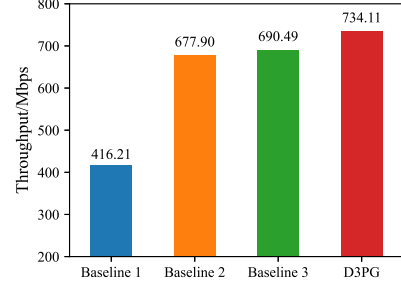


Fig. 2. Total Average Throughput Comparison of Different Algorithm

As can be seen from Fig. 2, the D3PG algorithm demonstrated a throughput enhancement of 74.6% over baseline 1, it also showed an additional increase of 13.5% in throughput compared to baseline 2, and an additional increase of 10.5% over baseline 3.

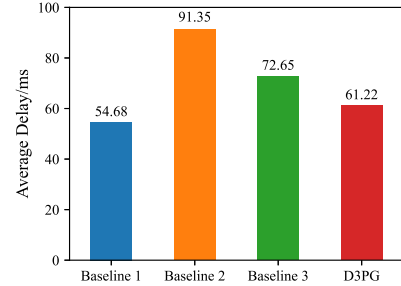


Fig. 3. Average Delay Comparison of Different Algorithm

In terms of latency performance, as shown in Fig. 3, the D3PG algorithm exhibits an average latency increase of only 6.54 ms compared to Baseline 1, while outperforming both Baseline 2 and Baseline 3. Specifically, compared to baseline 3, the primary reason for the better performance is the aid of generative diffusion model, the D3PG algorithm can more accurately map the relationships between environmental information and action combinations, resulting in more precise parameter control in complex scenarios.

Fig. 4 shows the changes in total throughput during the training process of the D3PG and baseline 3 algorithms. The convergence times of different algorithms differ, the D3PG algorithm training process is observed to be more stable, while the baseline 3 algorithm exhibits greater fluctuations, and D3PG can achieve higher throughput, which means better performance. This is because D3PG has a stronger exploratory ability, which allows the model to reach optimum performance more quickly and reduces training time. This feature gives

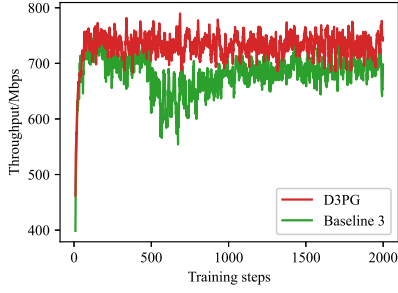


Fig. 4. Training Process D3PG vs. Baseline 3

D3PG another advantage because, in rapidly changing Wi-Fi environments, if the model requires retraining due to environmental changes, the D3PG algorithm can achieve faster convergence, thus minimizing the impact on user experience.

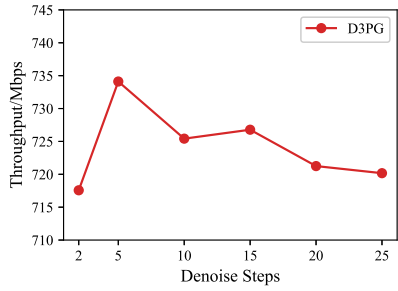


Fig. 5. Comparison of Different Denoise Steps

As shown in Fig. 5, the number of diffusion steps impacts the performance of the D3PG algorithm. When the number of diffusion steps is too small, the model's inference is insufficient, leading to suboptimal performance. Conversely, an excessive number of diffusion steps increases computational resource demands and may result in model overfitting, ultimately degrading performance.

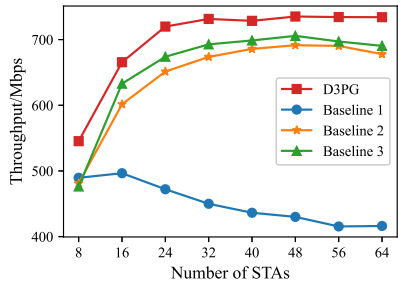


Fig. 6. Throughput Across Networks of Different Number of STAs

Finally, we evaluated the throughput performance of our algorithm against baselines in networks with varying numbers of STAs. As shown in Fig. 6, all STAs are uniformly distributed within a circle centered on the AP with a radius of 7.5 meters. Our algorithm consistently improves performance across all network sizes. For Baseline 1, throughput initially increases with the number of users due to higher traffic but eventually declines as intensified competition within the BSS leads to collisions, highlighting the limitations of the BEB mechanism in dense scenarios. In contrast, the D3PG algorithm achieves

stable throughput as the network saturates. While throughput increases with user count initially, it stabilizes without significant decline, even under heavy competition, thanks to the optimizations introduced by our algorithm.

V. CONCLUSION

In this paper, we introduce a MAC layer access mechanism based on the D3PG algorithm, which enhances network throughput by jointly adjusting the contention window and frame aggregation for each STA. This mechanism addresses the sharp decline in throughput performance caused by increased competition within BSS in dense Wi-Fi scenarios. The throughput improvements with D3PG optimization are significant, showing a 76.4% increase over the baseline 1 and surpassing baseline 2 and baseline 3 by 13.5% and 10.5%, respectively. Besides, supported by generative diffusion models, which excel at modeling complex data distributions, the D3PG algorithm offers more stable training, faster convergence, and greater flexibility and adaptability. We initially applied GAI to optimize the MAC layer performance of Wi-Fi networks, and the results indicate that this approach effectively enhances performance.

REFERENCES

- [1] F.-A. Croitoru, V. Hondru, R. T. Ionescu, and M. Shah, "Diffusion models in vision: A survey," *IEEE Transactions on Pattern Analysis and Machine Intelligence*, 2023.
- [2] B. Trabucco, K. Doherty, M. Gurinas, and R. Salakhutdinov, "Effective data augmentation with diffusion models," *arXiv preprint arXiv:2302.07944*, 2023.
- [3] H. Du, R. Zhang, Y. Liu, J. Wang, Y. Lin, Z. Li, D. Niyato, J. Kang, Z. Xiong, S. Cui *et al.*, "Beyond deep reinforcement learning: A tutorial on generative diffusion models in network optimization," *arXiv preprint arXiv:2308.05384*, 2023.
- [4] H. Du, Z. Li, D. Niyato, J. Kang, Z. Xiong, H. Huang, and S. Mao, "Diffusion-based reinforcement learning for edge-enabled ai-generated content services," *IEEE Transactions on Mobile Computing*, 2024.
- [5] G. Bianchi, "Performance analysis of the IEEE 802.11 distributed coordination function," *IEEE Journal on selected areas in communications*, vol. 18, no. 3, pp. 535–547, 2000.
- [6] D. Camps-Mur, M. D. Gomony, X. Pérez-Costa, and S. Sallent-Ribes, "Leveraging 802.11 n frame aggregation to enhance qos and power consumption in wi-fi networks," *Computer Networks*, vol. 56, no. 12, pp. 2896–2911, 2012.
- [7] E. Coronado, A. Thomas, and R. Riggio, "Adaptive ml-based frame length optimisation in enterprise sd-wlans," *Journal of Network and Systems Management*, vol. 28, no. 4, pp. 850–881, 2020.
- [8] L. Zhou, X. Fang, R. He, and H. Zhang, "Deep reinforcement learning-based joint frame length and rate adaption for wlan network," in *2023 IEEE 98th Vehicular Technology Conference (VTC2023-Fall)*, 2023, pp. 1–5.
- [9] The ns-3 Network Simulator Project, "ns-3 — a discrete-event network simulator for internet systems," <https://www.nsnam.org>, 2024, [Online; accessed 11-December-2024].
- [10] X. Qiu, *Neural Networks and Deep Learning*. Beijing: China Machine Press, 2020. [Online]. Available: <https://nndl.github.io/>
- [11] J. Ho, A. Jain, and P. Abbeel, "Denoising diffusion probabilistic models," *Advances in neural information processing systems*, vol. 33, pp. 6840–6851, 2020.
- [12] H. Yin, P. Liu, K. Liu, L. Cao, L. Zhang, Y. Gao, and X. Hei, "Ns3-ai: Fostering artificial intelligence algorithms for networking research," in *Proceedings of the 2020 Workshop on Ns-3*, ser. WNS3 2020. New York, NY, USA: Association for Computing Machinery, 2020, p. 57–64. [Online]. Available: <https://doi.org/10.1145/3389400.3389404>
- [13] J. Schulman, F. Wolski, P. Dhariwal, A. Radford, and O. Klimov, "Proximal policy optimization algorithms," *arXiv preprint arXiv:1707.06347*, 2017.