

# Online and Offline Robust Multivariate Linear Regression

Antoine Godichon-Baggioni<sup>(1)</sup>, Stéphane Robin<sup>(1)</sup>, Laure Sansonnet<sup>(2,1)</sup>

(1) LPSM, UMR 8001, Sorbonne Université, France

(2) Université Paris-Saclay, AgroParisTech, INRAE, UMR MIA Paris-Saclay, France

## Abstract

We consider the robust estimation of the parameters of multivariate Gaussian linear regression models. To this aim we consider robust version of the usual (Mahalanobis) least-square criterion, with or without Ridge regularization. We introduce two methods: i) online stochastic gradient descent algorithms and their averaged versions and (ii) offline fix-point algorithms, both used for the usual and Mahalanobis least-square criteria and their regularized versions. Under weak assumptions, we prove the asymptotic normality of the resulting estimates. Because the variance matrix of the noise is usually unknown, we propose to plug a robust estimate of it in the Mahalanobis-based stochastic gradient descent algorithms. We show, on synthetic data, the dramatic gain in terms of robustness of the proposed estimates as compared to the classical least-square ones. We also show the computational efficiency of the online versions of the proposed algorithms. All the proposed algorithms are implemented in the R package RobRegression available on CRAN.

## 1 Introduction

In this paper, we consider the classical multivariate Gaussian linear model where both the explanatory vector  $X$  and the response  $Y$  are multivariate. Namely, the model is defined for any couple of random vectors  $(X, Y) \in \mathbb{R}^p \times \mathbb{R}^q$  (for some  $p, q \in \mathbb{N}$ , with  $p, q > 1$ ) by

$$Y = \beta^* X + \epsilon, \quad (1)$$

where  $\beta^* \in \mathcal{M}_{q,p}(\mathbb{R})$  with  $\mathcal{M}_{q,p}(\mathbb{R})$  the space of  $q \times p$  real matrices. In addition, the noise vector  $\epsilon$  and the explanatory vector  $X$  are supposed to be independent and the noise vector is supposed to be Gaussian:  $\epsilon \sim \mathcal{N}_q(0, \Sigma)$  with positive definite covariance matrix  $\Sigma \in \mathcal{M}_{q,q}(\mathbb{R})$ .

**Least-square based estimation.** A usual way to estimate the parameter  $\beta^*$  is to see it as the solution of the following (convex) stochastic optimization problem

$$\beta^* = \arg \min_{\beta \in \mathcal{M}_{q,p}(\mathbb{R})} \mathbb{E} [\|Y - \beta X\|^2], \quad (2)$$

where  $\|\cdot\|$  stands for the  $\ell_2$ -norm. Then, several methods can be used to estimate it. A most usual one is to consider the empirical function generated by the sample before approximating its minimizer, *i.e.* the  $M$ -estimate (Van der Vaart, 2000; Maronna et al., 2006), with the help of usual convex optimisation methods (Boyd and Vandenberghe, 2004). Although these methods are known to be efficient, they may encounter computational troubles when dealing with large samples of data lying in high dimensional spaces and arriving sequentially. To overcome these limitations, stochastic gradient algorithms (Robbins and Monro, 1951) have become hegemonic and are deeply studied (see, among others, Duflo, 1997; Pelletier, 1998; Bach and Moulines, 2013; Gadat and Panloup, 2017). Indeed, they can deal sequentially with the data and so, with low computational costs per iteration. In addition, their averaged versions are known, under regularity assumptions, to be asymptotically efficient (Ruppert, 1988; Polyak and Juditsky, 1992; Pelletier, 2000).

Alternatively, to account for the variance structure of the noise, one may consider the Mahalanobis norm between  $Y$  and its prediction. More precisely, one can see  $\beta^*$  as

$$\beta^* = \arg \min_{\beta \in \mathcal{M}_{q,p}(\mathbb{R})} \mathbb{E} [\|Y - \beta X\|_{\Sigma^{-1}}^2], \quad (3)$$

where  $\|y\|_{\Sigma^{-1}} = \sqrt{y^T \Sigma^{-1} y}$  denotes the Mahalanobis norm of  $y \in \mathbb{R}^q$ . The main difficulty here is that  $\Sigma$  is generally unknown.  $\Sigma^{-1}$  can be estimated by the inverse of the empirical covariance matrix of the residuals (when invertible). In practice, regularized estimates are often preferred, either assuming that  $\Sigma$  has a particular structure (Perrot-Dockès

et al., 2018, 2022), using Tikhonov regularization (Hastie et al., 2009), or assuming sparsity using (an adaptation of) the Graphical Lasso (Friedman et al., 2007; Yuan and Lin, 2007; Banerjee et al., 2008; Rothman et al., 2010).

**Robust estimation.** Our work is motivated by the fact that all these methods are very sensitive to the possible presence of outliers, because they minimize squared errors. To reduce this sensitivity, one can consider the minimization of the  $\ell^1$ -loss (see Van der Vaart (2000); Maronna et al. (2006); Pesme and Flammarion (2020) for the univariate case), *i.e.* one can see  $\beta^*$  as

$$\beta^* = \arg \min_{\beta \in \mathcal{M}_{q,p}(\mathbb{R})} \mathbb{E} [\|Y - \beta X\|] \quad \text{or} \quad \beta^* = \arg \min_{\beta \in \mathcal{M}_{q,p}(\mathbb{R})} \mathbb{E} [\|Y - \beta X\|_{\Sigma^{-1}}]. \quad (4)$$

**Objective.** A first objective of this paper is to propose robust methods based on the minimization of these respective functions. We propose here both iterative and recursive estimates of the minimizers of these two functions (when  $\Sigma$  is known). More specifically, we first propose an iterative method which consists in a fixed-point algorithm that presents similarities with the well-known Weiszfeld algorithm (Weiszfeld, 1937; Vardi and Zhang, 2000). Then we propose new stochastic gradient algorithms and their averaged versions (Ruppert, 1988; Polyak and Juditsky, 1992). For both estimates, we establish convergence results such as rate of convergence, asymptotic normality and we give uniform bound of the mean quadratic error.

As the variance matrix  $\Sigma$  is usually unknown, a second objective of this paper is to propose a methodology to build estimates based on the Mahalanobis norm. This consists in obtaining a first (iterative or recursive) robust estimate of  $\beta^*$  (based on the Euclidean norm). This estimate then enables us to propose a robust estimate of  $\Sigma$  based on the recent work of Godichon-Baggioni and Robin (2024), before injecting it for the robust estimation of  $\beta^*$  based on the Mahalanobis norm. In addition, we consider regularized versions of the previous estimates based on the Ridge regression estimator (Hoerl and Kennard, 1970), in order to deal with colinearities in a high dimensional design matrix.

**Some related works.** Robust inference in linear regression models has been studied in a wide range of works (Rousseeuw et al., 2004; Ben et al., 2006; Agulló et al., 2008; Hubert et al., 2008; Chen et al., 2014; Li et al., 2021). Many approaches rely on rescaling techniques, such as S-estimators (Salibián-Barrera and Yohai, 2006; Öllerer et al., 2016) having a simple high-breakdown regression estimator, which shares the flexibility and nice asymptotic properties of M-estimators and MM-estimators (Yohai, 1987; Chen, 2002) generalizing M-estimators with similar properties. For a broad overview and numerous examples, we refer to the survey by Filzmoser and Nordhausen (2021). However, these rescaling methods are often unsuitable in online settings, since they typically require an initial robust estimate to compute appropriate weights, among other limitations. In the univariate case (*i.e.*, when the responses  $Y$  are scalar), some online estimators do exist, based on M-estimation combined with stochastic gradient algorithms (Pesme and Flammarion, 2020). Other approaches, such as trimming are not always appropriate for regression tasks. Because trimming is performed prior to regression, points with large residuals are removed (Rousseeuw and Van Driessen, 2006), and, to the best of our knowledge, such methods cannot be adapted to an online framework. Although a few works have addressed the multivariate case (Rousseeuw et al., 2004; Agostinelli and Yohai, 2016), no online methods are, to our knowledge, available in this setting. From a practical perspective, we have only identified one R package, RRRR, that specifically targets multivariate regression and with which we were able to compare our method.

**Outline.** The paper is organized as follows. In Section 2, we set the framework for robust regression and define the criteria to be minimized. Section 3 is dedicated to the online estimates of  $\beta^*$  based on (weighted averaged) stochastic gradient algorithms denoted '*Online OLS*' for the version based on the  $\ell_2$ -norm and '*Online WLS*' for the version based on the Mahalanobis norm. Section 4 is devoted to the offline estimates of  $\beta^*$  based on fixed-point algorithms denoted '*Offline OLS*' (resp. '*Offline WLS*') for the version based on the  $\ell_2$ -norm (resp. Mahalanobis norm). For both online and offline estimates, we establish theoretical results giving their rate of convergence and their asymptotic normality under weak assumptions. In Section 5, we propose a regularized version of the previous estimates using an adapted Ridge regression. Section 6 is dedicated to sum up the complexity and properties of robust regression methods. In Section 7, we show how to use these estimates when  $\Sigma$  is unknown. The simulation study presented in Section 8 supports our theoretical results. The proofs of our main theoretical results are postponed in Section 9. All the proposed methods are available in the R package RobRegression accessible on CRAN.

## 2 Framework for robust regression

Let us first recall that the proposed robust alternative for estimating the parameter  $\beta^*$  in the multivariate Gaussian linear model defined by (1) is based on the fact that, as soon as the distribution of  $\epsilon$  is symmetric, one can rewrite

$$\beta^* = \arg \min_{\beta \in \mathcal{M}_{q,p}(\mathbb{R})} G(\beta) \quad \text{with} \quad G(\beta) := \mathbb{E} [\|Y - \beta X\| - \|Y\|]. \quad (5)$$

Indeed, first note that  $G : \mathcal{M}_{q,p}(\mathbb{R}) \rightarrow \mathbb{R}_+$  is a convex function. Second, the function  $G$  is differentiable and its gradient for all  $\beta \in \mathcal{M}_{q,p}(\mathbb{R})$  is defined by

$$\nabla G(\beta) = -\mathbb{E} \left[ \frac{Y - \beta X}{\|Y - \beta X\|} X^T \right].$$

Since the distribution of  $\epsilon$  is symmetric and since  $\epsilon$  and  $X$  are independent,

$$\nabla G(\beta^*) = -\mathbb{E} \left[ \frac{Y - \beta^* X}{\|Y - \beta^* X\|} X^T \right] = -\mathbb{E} \left[ \frac{\epsilon}{\|\epsilon\|} X^T \right] = -\mathbb{E} \left[ \frac{\epsilon}{\|\epsilon\|} \right] \mathbb{E} [X^T] = 0,$$

and  $\beta^*$  is so a minimizer of the functional  $G$ . The following theorem ensures that  $\beta^*$  admits a 50% breakdown point with respect to the answer  $Y$  (or equivalently with respect to the noise  $\epsilon$ ).

**Theorem 1.** *Let  $F$  be the law of  $X$ . Suppose that  $X$  admits a moment of order 1 and that for any sequence  $(\beta_n) \in \mathcal{M}_{q,p}(\mathbb{R})$  such that  $\|\beta_n\|_F \xrightarrow{n \rightarrow +\infty} +\infty$ ,  $\mathbb{E} [\|\beta_n X\|] \xrightarrow{n \rightarrow +\infty} +\infty$ . Given  $f \in [0, 1)$  and considering the  $f$  contamination of the noise*

$$\mathcal{L}_f = \{(1-f)P_0 + fQ, Q \text{ a probability measure on } \mathbb{R}^q\},$$

where  $P_0 = \mathcal{N}(0, \Sigma)$  and let us denote by  $\beta_{f,Q}^*$  the minimizer of the contaminated scenario, i.e. the minimizer of the functional

$$G_{f,Q} : \beta \mapsto (1-f) \iint (\|\beta^* x + \epsilon - \beta x\| - \|\beta^* x + \epsilon\|) dF(x) dP_0(\epsilon) + f \iint (\|\beta^* x + \epsilon - \beta x\| - \|\beta^* x + \epsilon\|) dF(x) dQ(\epsilon).$$

Let us define the bias as

$$B_{\beta^*}(f) = \sup \left\{ \|\beta^* - \beta_{f,P}^*\|, P \in \mathcal{L}_f \right\}.$$

Then

$$f_{\beta^*}^* := \inf \left\{ f, B_{\beta^*}(f) = +\infty \right\} \geq 0.5.$$

From an intuitive perspective, robustness with respect to the response variable  $Y$  comes from the fact that the gradient is bounded in  $Y$ . Indeed, during a gradient step, even if a response is contaminated, the associated gradient remains bounded by  $\|X\|_F$ , so its impact is limited. In contrast, when considering the quadratic loss, the gradient takes the form  $(Y - \beta^* X)X^T$ , which may blow up if  $Y$  is contaminated. This explains why the model is not robust in that case.

In addition, considering the use of the Mahalanobis norm leads to

$$\beta^* = \arg \min_{\beta \in \mathcal{M}_{q,p}(\mathbb{R})} G_{\Sigma}(\beta) \quad \text{with} \quad G_{\Sigma}(\beta) := \mathbb{E} [\|Y - \beta X\|_{\Sigma^{-1}} - \|Y\|_{\Sigma^{-1}}]. \quad (6)$$

Indeed, since the distribution of  $\Sigma^{-1/2}\epsilon$  is symmetric and since  $X$  and  $\Sigma^{-1/2}\epsilon$  are independent, it comes that

$$\nabla G_{\Sigma}(\beta^*) = -\mathbb{E} \left[ \Sigma^{-1} \frac{Y - \beta^* X}{\|Y - \beta^* X\|_{\Sigma^{-1}}} X^T \right] = -\mathbb{E} \left[ \Sigma^{-1} \frac{\epsilon}{\|\epsilon\|_{\Sigma^{-1}}} X^T \right] = -\Sigma^{-1/2} \mathbb{E} \left[ \frac{\Sigma^{-1/2}\epsilon}{\|\Sigma^{-1/2}\epsilon\|} \right] \mathbb{E} [X^T] = 0,$$

by observing that  $\|\epsilon\|_{\Sigma^{-1}} = \|\Sigma^{-1/2}\epsilon\|$ . Observe that the statement of Theorem 1 remains true in this case considering the Mahalanobis distance instead of the Euclidean norm.

In the following, we shall focus on the estimation of  $\beta^*$  through the minimization of  $G$  and  $G_{\Sigma}$ . Moreover, for both cases, we will introduce iterative algorithms (consisting in fixed-point algorithms) and online algorithms (consisting in averaged stochastic gradient algorithms).

Furthermore, we will also consider regularized versions of the previous estimates by naturally considering a Ridge penalization adapted to the functions  $G$  and  $G_\Sigma$  (where the considered norm is not a squared norm). Then, we shall consider the following corresponding penalized functions:

$$G_\lambda(\beta) := \mathbb{E}[\|Y - \beta X\|] + \lambda \|\beta\|_F \quad \text{and} \quad G_{\Sigma,\lambda}(\beta) := \mathbb{E}[\|Y - \beta X\|_{\Sigma^{-1}}] + \lambda \|\beta\|_F, \quad (7)$$

where  $\lambda > 0$  is a parameter to calibrate that controls the amount of shrinkage. As soon as these functions are convex, continuous and diverge if  $\|\beta\|_F$  goes to infinity, they admit a minimizer. In addition, supposing that this minimizer is different from 0, it is unique and denoted  $\beta_\lambda^*$ . Note that we have added a penalty term consistent with the seminal criterion to minimize, namely  $\lambda \|\beta\|_F$  (instead of  $\lambda \|\beta\|_F^2$ ).

### 3 Online estimation of $\beta^*$

The objective is to apply usual convergence results for stochastic algorithms (Robbins and Monro, 1951; Polyak and Juditsky, 1992; Pelletier, 1998, 2000; Godichon-Baggioni, 2019a,a; Gadat and Panloup, 2017; Bach and Moulines, 2013). In this aim, let us consider the following diffeomorphism:

$$\begin{aligned} \varphi : \quad \mathcal{M}_{q,p}(\mathbb{R}) &\longrightarrow \mathbb{R}^{pq} \\ \beta = (\beta_{i,j})_{1 \leq i \leq q, 1 \leq j \leq p} &\longmapsto \varphi(\beta) = (\beta_{1,1}, \dots, \beta_{1,p}, \dots, \beta_{q,p})^T, \end{aligned}$$

which will be useful in the proof as well as for establishing the asymptotic normality of the estimates.

#### 3.1 Online estimation of $\beta^*$ based on the minimization of $G$

Let us recall that the function  $G$ , defined by (5), to be minimized is defined for all  $\beta \in \mathcal{M}_{q,p}(\mathbb{R})$  by  $G(\beta) = \mathbb{E}[g(X, Y, \beta)]$  where  $g(X, Y, \beta) := \|Y - \beta X\|$ . Then, as soon as  $g(X, Y, \cdot)$  is differentiable with  $\nabla g(X, Y, \beta) = -\frac{Y - \beta X}{\|Y - \beta X\|} X^T$ , the stochastic gradient algorithm is defined recursively for all  $n \geq 0$  by

$$\beta_{n+1} = \beta_n + \gamma_{n+1} \frac{Y_{n+1} - \beta_n X_{n+1}}{\|Y_{n+1} - \beta_n X_{n+1}\|} X_{n+1}^T, \quad (8)$$

where  $\gamma_n = c_\gamma n^{-\gamma}$  with  $c_\gamma > 0$  and  $\gamma \in (1/2, 1)$  (Robbins and Monro, 1951). Observe that it is well known that stochastic gradient algorithms do not achieve the asymptotic efficiency. In order to accelerate the convergence, we should so consider its weighted averaged version (see (Ruppert, 1988; Polyak and Juditsky, 1992; Mokeddem and Pelletier, 2011; Boyer and Godichon-Baggioni, 2020) ) named '*Online OLS*' and defined recursively, with  $w \geq 0$ , for all  $n \geq 0$  by

$$\bar{\beta}_{n+1} = \bar{\beta}_n + \frac{\log(n+2)^w}{\sum_{k=0}^{n+1} \log(k+1)^w} (\beta_{n+1} - \bar{\beta}_n). \quad (9)$$

In particular, note that

$$\bar{\beta}_n = \frac{1}{\sum_{k=0}^n \log(k+1)^w} \sum_{k=0}^n \log(k+1)^w \beta_k$$

and the classical averaging consists in taking  $w = 0$ . Taking  $w > 0$  effectively decreases the weight of earlier iterates in comparison to the later ones and consequently it enables to avoid initialization issues. In practice we will set the averaging power to  $w = 2$ . The following theorem gives the rate of convergence of the robust estimates defined by (8) and (9) under weak assumptions.

**Theorem 2.** *Let  $\beta_n$  and  $\bar{\beta}_n$  be defined respectively by (8) and (9). Assume that  $q \geq 3$ , and that  $X$  admits a moment of order  $\max\{3, 2 + 2\eta\}$  with  $\eta > \frac{1}{\gamma} - 1$ . Assume also that the matrix  $\mathbb{E}[XX^T]$  is positive definite. Then,*

$$\|\beta_n - \beta^*\|_F^2 = O\left(\frac{\ln n}{n^\gamma}\right) \quad a.s. \quad \text{and} \quad \|\bar{\beta}_n - \beta^*\|_F^2 = O\left(\frac{\ln n}{n}\right) \quad a.s..$$

Moreover,

$$\sqrt{n}(\varphi(\bar{\beta}_n) - \varphi(\beta^*)) \xrightarrow[n \rightarrow +\infty]{\mathcal{L}} \mathcal{N}_{pq} \left( 0, \mathbb{E} \left[ \frac{1}{\|\epsilon\|} (I_q - V_\epsilon) \right]^{-1} \mathbb{E}[V_\epsilon] \mathbb{E} \left[ \frac{1}{\|\epsilon\|} (I_q - V_\epsilon) \right]^{-1} \otimes (\mathbb{E}[XX^T])^{-1} \right),$$

where  $V_\epsilon := \frac{\epsilon}{\|\epsilon\|} \frac{\epsilon^T}{\|\epsilon\|}$  and  $\otimes$  denotes the Kronecker product.

If we suppose also that  $X$  admits a moment of order  $p'$  for any positive  $p'$ , then there exist positive constants  $C_0$  and  $C_1$  such that for all  $n \geq 1$

$$\mathbb{E}[\|\beta_n - \beta\|_F^2] \leq \frac{C_0}{n^\gamma} \quad \text{and} \quad \mathbb{E}[\|\bar{\beta}_n - \beta\|_F^2] \leq \frac{C_1}{n}.$$

*Remark.* In addition, observe that the  $q \times q$  matrix

$$\mathbb{E} \left[ \frac{1}{\|\epsilon\|} (I_q - V_\epsilon) \right]^{-1} \mathbb{E}[V_\epsilon] \mathbb{E} \left[ \frac{1}{\|\epsilon\|} (I_q - V_\epsilon) \right]^{-1}$$

would be the asymptotic variance of recursive estimates of the median of the residual  $\epsilon$  if we had access to the sequence  $(\epsilon_i)$  (see Cardot et al. (2013)).

*Remark.* It is important to note that if we had considered the quadratic risk defined by (2), we could have focused on the empirical risk induced by the sample. More precisely, we could have examined the  $M$ -estimator, i.e., the minimizer of this empirical risk. In this case, the  $M$ -estimator would have been explicit. However, as our simulations demonstrate, this approach lacks robustness. Moreover, our online method achieves estimators with a computation time comparable to that required for computing the  $M$ -estimator (see Table 3).

### 3.2 Online estimation of $\beta^*$ based on the minimization of $G_\Sigma$

Let us recall that the function  $G_\Sigma$ , defined by (6), to be minimized is defined for all  $\beta \in \mathcal{M}_{q,p}(\mathbb{R})$  by  $G_\Sigma(\beta) = \mathbb{E}[g_\Sigma(X, Y, \beta)]$  where  $g_\Sigma(X, Y, \beta) := \|Y - \beta X\|_{\Sigma^{-1}}$ . Then, as soon as  $g_\Sigma(X, Y, \cdot)$  is differentiable with  $\nabla g_\Sigma(X, Y, \beta) = -\Sigma^{-1} \frac{Y - \beta X}{\|Y - \beta X\|} X^T$ , the stochastic gradient algorithm and its weighted averaged version are respectively and recursively defined, for all  $n \geq 0$ , by

$$\beta_{n+1,\Sigma} = \beta_{n,\Sigma} + \gamma_{n+1} \Sigma^{-1} \frac{Y_{n+1} - \beta_{n,\Sigma} X_{n+1}}{\|Y_{n+1} - \beta_{n,\Sigma} X_{n+1}\|_{\Sigma^{-1}}} X_{n+1}^T, \quad (10)$$

$$\bar{\beta}_{n+1,\Sigma} = \bar{\beta}_{n,\Sigma} + \frac{\log(n+1)^w}{\sum_{k=0}^n \log(k+1)^w} (\beta_{n+1,\Sigma} - \bar{\beta}_{n,\Sigma}), \quad (11)$$

where  $\gamma_n = c_\gamma n^{-\gamma}$  with  $c_\gamma > 0$  and  $\gamma \in (1/2, 1)$ . The following theorem gives the rates of convergence of these estimates. In the following, we refer to (11) as 'Online WLS'.

**Theorem 3.** Let  $\beta_{n,\Sigma}$  and  $\bar{\beta}_{n,\Sigma}$  be defined respectively by (10) and (11). Assume that  $q \geq 3$ , and that  $X$  admits a moment of order  $\max\{3, 2 + 2\eta\}$  with  $\eta > \frac{1}{\gamma} - 1$ . Assume also that the matrix  $\mathbb{E}[XX^T]$  is positive definite. Then,

$$\|\beta_{n,\Sigma} - \beta^*\|_F^2 = O\left(\frac{\ln n}{n^\gamma}\right) \quad a.s. \quad \text{and} \quad \|\bar{\beta}_{n,\Sigma} - \beta^*\|_F^2 = O\left(\frac{\ln n}{n}\right) \quad a.s.$$

Moreover,

$$\sqrt{n}(\varphi(\bar{\beta}_{n,\Sigma}) - \varphi(\beta^*)) \xrightarrow[n \rightarrow +\infty]{\mathcal{L}} \mathcal{N} \left( 0, \frac{2q}{(q-1)^2} \frac{\Gamma\left(\frac{q}{2}\right)^2}{\Gamma\left(\frac{q-1}{2}\right)^2} \Sigma \otimes (\mathbb{E}[XX^T])^{-1} \right),$$

where  $\Gamma$  is the Gamma function. If we suppose also that  $X$  admits a moment of order  $p'$  for any positive  $p'$ , then there exist positive constants  $C_{0,\Sigma}$  and  $C_{1,\Sigma}$  such that for all  $n \geq 1$

$$\mathbb{E}[\|\beta_{n,\Sigma} - \beta^*\|_F^2] \leq \frac{C_{0,\Sigma}}{n^\gamma} \quad \text{and} \quad \mathbb{E}[\|\bar{\beta}_{n,\Sigma} - \beta^*\|_F^2] \leq \frac{C_{1,\Sigma}}{n}.$$

### 3.3 A comparison of these two approaches

It is known that the naive OLS and naive WLS yields the same estimates:  $\arg \min_{\beta} \sum_{i=1}^n \|Y_i - \beta X_i\|^2 = \arg \min_{\beta} \sum_{i=1}^n \|Y_i - \beta X_i\|_{\Sigma^{-1}}^2$  (see Mardia et al., 1979, Chapter 5), which means there is no statistical advantage to consider naive WLS rather than naive OLS. Still, this equality does not hold in presence of (Ridge) regularization.

As for the robust counterparts, the robust OLS and WLS estimates are different and yield different asymptotic variance, as shown by Theorems 2 and 3. Unfortunately, because the asymptotic variance of the robust online OLS estimate given in Theorem 2 has no close form, we can not provide a systematic comparison of the two asymptotic variances. Namely, we can not prove that the difference between the OLS asymptotic variance matrix and the WLS asymptotic variance matrix is positive definite, which would imply a systematic interest of robust WLS as compared to robust OLS.

We can only report empirical observations. In parallel to the simulation study presented in Section 8, we simulated a large number of variance matrix  $\Sigma$  and computed the asymptotic variances given by Theorems 2 and 3. For all of them the difference between the OLS and the WLS variances turned out to be positive definite, indicating a better precision of the WLS estimator (see also Figure 4).

Finally, it should be noted that in the case where the function  $G_{\Sigma}$  is considered, the appearance of  $\Sigma^{-1}$  in stochastic gradient algorithms can be, to some extent, linked to adaptive algorithms (Duchi et al., 2011; Leluc and Portier, 2020). The latter are more effective when the problem is ill-conditioned. In our situation, this would correspond to the case where  $\Sigma$  is strongly correlated.

## 4 Offline estimation of $\beta^*$

### 4.1 A fixed-point algorithm based on the minimization of $G$

In order to propose a new estimate of  $\beta^*$ , we first show that finding the zero of the gradient of the function  $G$  defined by (5) leads to find a fixed point. Indeed, if for any  $\beta \in \mathcal{M}_{q,p}(\mathbb{R})$ ,  $\mathbb{E} \left[ \frac{XX^T}{\|Y - \beta X\|} \right]$  is positive definite, we observe that

$$\nabla G(\beta) = 0 \Leftrightarrow \beta \mathbb{E} \left[ \frac{XX^T}{\|Y - \beta X\|} \right] = \mathbb{E} \left[ \frac{YX^T}{\|Y - \beta X\|} \right] \Leftrightarrow \beta = \mathbb{E} \left[ \frac{YX^T}{\|Y - \beta X\|} \right] \left( \mathbb{E} \left[ \frac{XX^T}{\|Y - \beta X\|} \right] \right)^{-1}.$$

Then, given a sample  $\mathcal{D}_n = ((X_1, Y_1), \dots, (X_n, Y_n))$  of  $(X, Y)$  and assuming that for any  $\beta \in \mathcal{M}_{q,p}(\mathbb{R})$ ,  $\sum_{i=1}^n \frac{X_i X_i^T}{\|Y_i - \beta X_i\|}$  is positive definite, the fixed-point algorithm is defined iteratively, for all  $t \geq 0$ , by

$$\beta_{n,t+1} = \sum_{i=1}^n \frac{Y_i X_i^T}{\|Y_i - \beta_{n,t} X_i\|} \left( \sum_{i=1}^n \frac{X_i X_i^T}{\|Y_i - \beta_{n,t} X_i\|} \right)^{-1} =: T_n(\beta_{n,t}). \quad (12)$$

By defining  $G_n$  as the empirical function generated by the sample  $\mathcal{D}_n$  of  $G$ , i.e. for all  $\beta \in \mathcal{M}_{q,p}(\mathbb{R})$ ,

$$G_n(\beta) := \frac{1}{n} \sum_{i=1}^n \|Y_i - \beta X_i\|, \quad (13)$$

the fixed-point algorithm can be rewritten as a gradient descent as follows:

$$\beta_{n,t+1} = \beta_{n,t} + \frac{1}{n} \sum_{i=1}^n \frac{(Y_i - \beta_{n,t} X_i) X_i^T}{\|Y_i - \beta_{n,t} X_i\|} \left( \frac{1}{n} \sum_{i=1}^n \frac{X_i X_i^T}{\|Y_i - \beta_{n,t} X_i\|} \right)^{-1} = \beta_{n,t} - \nabla G_n(\beta_{n,t}) L_{n,t}^{-1}, \quad (14)$$

with a step sequence "on the right"  $L_{n,t}^{-1}$  where  $L_{n,t} := \frac{1}{n} \sum_{i=1}^n \frac{X_i X_i^T}{\|Y_i - \beta_{n,t} X_i\|}$ . In the following,  $\hat{\beta}_n$  denotes the minimizer of  $G_n$ .

**Theorem 4.** Assume that  $\sum_{i=1}^n X_i X_i^T$  is positive definite almost surely. Then,

$$\beta_{n,t} \xrightarrow[t \rightarrow +\infty]{} \hat{\beta}_n.$$

The proof of Theorem 4 is given in Section 9. The following result gives the asymptotic normality of the iterative estimate.

**Corollary 1.** *Assume that  $X$  admits a moment of order 2 and that  $\mathbb{E}[XX^T]$  is positive definite. Then,*

$$\sqrt{n}(\varphi(\beta_{n,t}) - \varphi(\beta^*)) \xrightarrow[n,t \rightarrow +\infty]{\mathcal{L}} \mathcal{N}_{pq} \left( 0, \mathbb{E} \left[ \frac{1}{\|\epsilon\|} (I_q - V_\epsilon) \right]^{-1} \mathbb{E}[V_\epsilon] \mathbb{E} \left[ \frac{1}{\|\epsilon\|} (I_q - V_\epsilon) \right]^{-1} \otimes (\mathbb{E}[XX^T])^{-1} \right).$$

Corollary 1 is a direct application of Theorem 4 coupled with Theorems 1 and 4 of Niemiro (1992). Observe that this corollary yields the same asymptotic normality as the recursive estimates, but with larger computational complexity. This is not surprising, since it is well known that when the model is regular, both M-estimators and averaged stochastic gradient algorithms are asymptotically efficient (Polyak and Juditsky, 1992; Pelletier, 2000).

## 4.2 A fixed-point algorithm based on the minimization of $G_\Sigma$

Similarly as in Section 4.1, we first show that finding the zero of the gradient of  $G_\Sigma$  defined by (6) leads to find a fixed point. Indeed, assuming that for any  $\beta \in \mathcal{M}_{q,p}(\mathbb{R})$ ,  $\mathbb{E} \left[ \frac{XX^T}{\|Y - \beta X\|_{\Sigma^{-1}}} \right]$  is positive definite, we observe that

$$\nabla G_\Sigma(\theta) = 0 \Leftrightarrow -\Sigma^{-1} \mathbb{E} \left[ \frac{Y - \beta X}{\|Y - \beta X\|_{\Sigma^{-1}}} X^T \right] = 0 \Leftrightarrow \beta = \mathbb{E} \left[ \frac{Y X^T}{\|Y - \beta X\|_{\Sigma^{-1}}} \right] \left( \mathbb{E} \left[ \frac{X X^T}{\|Y - \beta X\|_{\Sigma^{-1}}} \right] \right)^{-1}.$$

Hence, the fixed-point estimate is given iteratively, for all  $t \geq 0$ , by

$$\beta_{n,t+1,\Sigma} = \sum_{i=1}^n \frac{Y_i X_i^T}{\|Y_i - \beta_{n,t,\Sigma} X_i\|_{\Sigma^{-1}}} \left( \sum_{i=1}^n \frac{X_i X_i^T}{\|Y_i - \beta_{n,t,\Sigma} X_i\|_{\Sigma^{-1}}} \right)^{-1} =: T_{n,\Sigma}(\beta_{n,t,\Sigma}), \quad (15)$$

which can also be written as a gradient algorithm with respect to the empirical function

$$G_{n,\Sigma}(\beta) := \frac{1}{n} \sum_{i=1}^n \|Y_i - \beta X_i\|_{\Sigma^{-1}}.$$

In particular,

$$\beta_{n,t+1,\Sigma} = \beta_{n,t,\Sigma} + \Sigma \frac{1}{n} \sum_{i=1}^n \frac{\Sigma^{-1} (Y_i - \beta_{n,t,\Sigma} X_i)}{\|Y_i - \beta_{n,t,\Sigma} X_i\|_{\Sigma^{-1}}} L_{n,t,\Sigma}^{-1} = \beta_{n,t,\Sigma} - \Sigma \nabla G_{n,\Sigma}(\beta_{n,t,\Sigma}) L_{n,t,\Sigma}^{-1}, \quad (16)$$

with  $L_{n,t,\Sigma} := \frac{1}{n} \sum_{i=1}^n \frac{X_i X_i^T}{\|Y_i - \beta_{n,t,\Sigma} X_i\|_{\Sigma^{-1}}}$ . In the following,  $\hat{\beta}_{n,\Sigma}$  denotes the minimizer of  $G_{n,\Sigma}$ .

**Theorem 5.** *Assume that  $\sum_{i=1}^n X_i X_i^T$  is positive definite almost surely. Then,*

$$\beta_{n,t,\Sigma} \xrightarrow[t \rightarrow +\infty]{} \hat{\beta}_{n,\Sigma}.$$

The proof of Theorem 5 is given in Section 9. The following result gives the asymptotic normality of the iterative estimate.

**Corollary 2.** *Assume that  $X$  admits a moment of order 2 and that  $\mathbb{E}[XX^T]$  is positive definite. Then,*

$$\sqrt{n}(\varphi(\bar{\beta}_{n,\Sigma}) - \varphi(\beta^*)) \xrightarrow[n,t \rightarrow +\infty]{\mathcal{L}} \mathcal{N} \left( 0, \frac{2q}{(q-1)^2} \frac{\Gamma(\frac{q}{2})^2}{\Gamma(\frac{q-1}{2})^2} \Sigma \otimes (\mathbb{E}[XX^T])^{-1} \right).$$

Corollary 2 is a direct application of Theorem 5 coupled with Theorems 1 and 4 of Niemiro (1992).

## 5 The robust regularized regression

We propose in this section the regularized version of the previous estimates. In particular, we only focus on the estimates built in Section 3.2 and Section 4.2. Note that similar results can be derived for the estimates proposed in Section 3.1 and Section 4.1.

### 5.1 Online estimation of $\beta^*$ based on the minimization of $G_{\Sigma,\lambda}$

Recalling that  $G_{\Sigma,\lambda}$  is defined by  $G_{\Sigma,\lambda}(\beta) = \mathbb{E}[g_{\Sigma,\lambda}(X, Y, \beta)]$  where  $g_{\Sigma,\lambda}(X, Y, \beta) := \|Y - \beta X\|_{\Sigma^{-1}} + \lambda \|\beta\|_F$  (see (7)). Then, as soon as  $g_{\Sigma,\lambda}(X, Y, \cdot)$  is differentiable with  $\nabla g_{\Sigma,\lambda}(X, Y, \beta) = -\Sigma^{-1} \frac{Y - \beta X}{\|Y - \beta X\|_{\Sigma^{-1}}} X^T + \lambda \frac{\beta}{\|\beta\|_F} \mathbf{1}_{\beta \neq 0}$ . Then, the stochastic gradient algorithm and its weighted averaged version are defined recursively for all  $n \geq 0$  by

$$\beta_{n+1,\Sigma,\lambda} = \beta_{n,\Sigma,\lambda} + \gamma_{n+1} \left( \Sigma^{-1} \frac{Y_{n+1} - \beta_{n,\Sigma,\lambda} X_{n+1}}{\|Y_{n+1} - \beta_{n,\Sigma,\lambda} X_{n+1}\|_{\Sigma^{-1}}} X_{n+1}^T - \lambda \frac{\beta_{n,\Sigma,\lambda}}{\|\beta_{n,\Sigma,\lambda}\|_F} \mathbf{1}_{\beta_{n,\Sigma,\lambda} \neq 0} \right), \quad (17)$$

$$\bar{\beta}_{n+1,\Sigma,\lambda} = \bar{\beta}_{n,\Sigma,\lambda} + \frac{\log(n+1)^w}{\sum_{k=0}^n \log(k+1)^w} (\beta_{n+1,\Sigma,\lambda} - \bar{\beta}_{n,\Sigma,\lambda}). \quad (18)$$

The following result gives the rate of convergence of the estimates.

**Theorem 6.** Suppose that  $X$  admits a moment of order  $\max\{3, 2 + 2\eta\}$  with  $\eta > \frac{1}{\gamma} - 1$ , and that  $q \geq 3$ . Suppose also that  $\beta_\lambda^* \neq 0$ , then

$$\|\beta_{n,\Sigma,\lambda} - \beta_\lambda^*\|^2 = O\left(\frac{\ln n}{n^\gamma}\right) \quad a.s. \quad \text{and} \quad \|\bar{\beta}_{n,\Sigma,\lambda} - \beta_\lambda^*\|^2 = O\left(\frac{\ln n}{n}\right) \quad a.s.$$

In addition,

$$\sqrt{n}(\varphi(\bar{\beta}_{n,\Sigma,\lambda}) - \varphi(\beta_\lambda^*)) \xrightarrow[n \rightarrow +\infty]{\mathcal{L}} \mathcal{N}(0, H_{\Sigma,\lambda}^{-1} V_{\Sigma,\lambda} H_{\Sigma,\lambda}^{-1})$$

where  $H_{\Sigma,\lambda} := \nabla^2 \tilde{G}_{\Sigma,\lambda}(\varphi(\beta_\lambda^*))$  and  $V_{\Sigma,\lambda} = \mathbb{E}[\nabla \tilde{g}_{\Sigma,\lambda}(X, Y, \beta_\lambda^*) \nabla \tilde{g}_{\Sigma,\lambda}(X, Y, \beta_\lambda^*)^T]$ .

### 5.2 Fixed-point algorithm based on the minimization of $G_{\Sigma,\lambda}$

Observe that in the penalized case, we did not succeed in writing the solution as an "easy" fix point. Any, following the scheme of proof of Theorems 4 and 5, this leads to an iterative conditioned gradient algorithm defined for all  $t \geq 0$  by

$$\begin{aligned} \varphi(\beta_{n,t+1,\Sigma,\lambda}) &= \varphi(\beta_{n,t,\Sigma,\lambda}) \\ &+ \left( \Sigma^{-1} \otimes \frac{1}{n} \sum_{i=1}^n \frac{X_i X_i^T}{\|Y_i - \beta_{n,t,\Sigma,\lambda} X_i\|_{\Sigma^{-1}}} + \frac{\lambda \mathbf{1}_{\beta_{n,t,\Sigma,\lambda} \neq 0} I_{pq}}{\|\beta_{n,t,\Sigma,\lambda}\|_F} \right)^{-1} \varphi\left(\frac{1}{n} \sum_{i=1}^n \frac{(Y_i - \beta_{n,t,\Sigma,\lambda} X_i) X_i^T}{\|Y_i - \beta_{n,t,\Sigma,\lambda} X_i\|_{\Sigma^{-1}}}\right). \end{aligned} \quad (19)$$

Indeed, here again, considering the functional

$$G_{n,\Sigma,\lambda}(\beta) := \frac{1}{n} \sum_{i=1}^n \|Y_i - \beta X_i\|_{\Sigma^{-1}} + \lambda \|\beta\|_F,$$

and denoting by  $\nabla \tilde{G}_{n,\Sigma,\lambda}$  its gradient in the canonical basis of  $\mathbb{R}^{pq}$ , one can rewrite algorithm (19) as

$$\varphi(\beta_{n,t+1,\Sigma,\lambda}) = \varphi(\beta_{n,t,\Sigma,\lambda}) + \underbrace{\left( \Sigma^{-1} \otimes \frac{1}{n} \sum_{i=1}^n \frac{X_i X_i^T}{\|Y_i - \beta_{n,t,\Sigma,\lambda} X_i\|_{\Sigma^{-1}}} + \frac{\lambda \mathbf{1}_{\beta_{n,t,\Sigma,\lambda} \neq 0} I_{pq}}{\|\beta_{n,t,\Sigma,\lambda}\|_F} \right)^{-1} \nabla \tilde{G}_{n,\Sigma,\lambda}(\varphi(\beta_{n,t,\Sigma,\lambda}))}_{=: T_{n,\varphi,\Sigma,\lambda}(\beta_{n,t,\Sigma,\lambda})}. \quad (20)$$

In the sequel, let us denote by  $\hat{\beta}_{n,\Sigma,\lambda}$  the minimizer of  $G_{n,\Sigma,\lambda}$ .

**Theorem 7.** One has

$$\beta_{n,t,\Sigma,\lambda} \xrightarrow[n \rightarrow +\infty]{} \hat{\beta}_{n,\Sigma,\lambda}.$$

In addition, if  $X$  admits a moment of order 2,

$$\sqrt{n}(\varphi(\beta_{n,t,\Sigma,\lambda}) - \varphi(\beta_\lambda^*)) \xrightarrow[n,t \rightarrow +\infty]{\mathcal{L}} \mathcal{N}(0, H_{\Sigma,\lambda}^{-1} V_{\Sigma,\lambda} H_{\Sigma,\lambda}^{-1})$$



## 6 Complexity and comparison with existing methods

### 6.1 Complexity

Table 1 summarizes the computational complexity of the proposed methods. Here,  $T$  denotes the total number of iterations performed by the iterative methods. It is clear that the online methods are much less computationally demanding, in particular because they require only a single pass over the data (compared to  $T$  passes for the iterative methods) and do not involve the inversion of a  $p \times p$  matrix. However, even though the methods exhibit similar asymptotic behavior, simulations show that for small sample sizes, the online methods are less accurate than the offline ones. This can be summarized as follows: when the sample size is small, offline methods should be preferred, whereas for large sample sizes and/or when data arrive sequentially, online methods are more appropriate.

Algorithm	Equation	Complexity
ASGD	(9)	$O(npq)$
ASGD with Mahalanobis Distance	(11)	$O(npq + nq^2)$
ASGD with Mahalanobis Distance and Regularization	(18)	$O(npq + nq^2)$
Fixed-Point	(12)	$O(nTpq + Tp^3)$
Fixed-Point with Mahalanobis Distance	(15)	$O(nT(pq + q^2) + Tp^3)$
Fixed-Point with Mahalanobis Distance and Regularization	(19)	$O(nT(pq + q^2) + Tp^3)$

Table 1: Computational complexity of the proposed algorithms.

### 6.2 Comparison with existing methods

Table 2 summarizes the main approaches to robust linear regression. It should be noted that, regarding theoretical guarantees, we only report what is explicitly stated in the cited papers. The absence of a property in the table does not necessarily imply that it does not exist, but rather that it was not discussed in the referenced work.

Method	Multivariate Response	Online	Asymptotic Normality	Mean Squared Error
S-estimator Öllerer et al. (2016)	No	No	?	?
MM-estimator Chen (2002)	No	No	?	?
SGD (Pesme and Flammarion, 2020)	No	Yes	?	$O(1/n)$
MCD (Rousseeuw et al., 2004)	Yes	No	?	?
RMRCDR (Santana and González, 2024)	Yes	No	?	?
Composite $\tau$ -estimators (Agostinelli and Yohai, 2016)	Yes	No	Yes	?
Fix point algorithms (Equations (12), (15), (19))	Yes	No	Yes	?
ASGD algorithms (Equations (9), (11), (18))	Yes	Yes	Yes	$O(1/n)$

Table 2: Comparison of robust regression methods.

## 7 Estimation in practice when $\Sigma$ is unknown

In the previous sections, we have assumed that  $\Sigma$  is known. We propose here to explain how we can use the proposed estimates in the case  $\Sigma$  is unknown in practice. Given a sample  $(X_1, Y_1), \dots, (X_N, Y_N)$ , the algorithm when  $\Sigma$  is unknown consists to first estimate  $\beta^*$  with the help of  $\hat{\beta} = \bar{\beta}_N$  or  $\hat{\beta} = \beta_T$  (where  $T$  is the number of iterations) given by (9) or (12). Then, one can estimate the Median Covariation Matrix of  $\epsilon$  (see Kraus and Panaretos (2012) and Cardot and Godichon-Baggioni (2015)). More precisely, the MCM of  $\epsilon$  is defined by

$$V^* = \arg \min_V \mathbb{E} \left[ \left\| \epsilon \epsilon^T - V \right\|_F \right] \quad i.e. \quad V^* = \arg \min_V \mathbb{E} \left[ \left\| (Y - \beta^* X)(Y - \beta^* X)^T - V \right\|_F \right].$$

As soon as  $\epsilon$  is a Gaussian vector, it is well known (Kraus and Panaretos, 2012) that the MCM and the variance  $\Sigma$  have the same eigenvectors. Then, in order to construct a robust estimate of the variance, a first aim is to estimate the

MCM of  $\epsilon$ . In this aim, let us consider the empirical function generated by the sample, and since  $\beta^*$  is unknown, the aim is to minimize

$$G_{MCM,N}(V) = \frac{1}{N} \sum_{i=1}^N \left\| (Y_i - \hat{\beta} X_i) (Y_i - \hat{\beta} X_i)^T - V \right\|_F,$$

which leads to the Weiszfeld algorithm given by Weiszfeld (1937) or an averaged stochastic gradient algorithm (Cardot et al., 2013; Cardot and Godichon-Baggioni, 2015). These two algorithms are precisely described in Appendix. We will denote by  $V_N$  the chosen estimate. In addition, one can calculate the eigenvalues  $\delta_N = (\delta_{1,N}, \dots, \delta_{q,N})$  (and the associated matrix of eigenvectors  $P_N$ ) of  $V_N$ . Moreover, denoting by  $\delta$  (resp.  $\lambda$ ) the eigenvalues of  $V^*$  (resp.  $\Sigma$ ), one has (Kraus and Panaretos, 2012)

$$\lambda = \delta \mathbb{E} [h(\delta, \lambda, U)] \oslash \mathbb{E} [U^2 h(\delta, \lambda, U)], \quad (21)$$

where  $\oslash$  is the division coordinate per coordinate,  $U = (U_1, \dots, U_q) \sim \mathcal{N}(0, I_q)$  and

$$h(\delta, \lambda, U) = \left( \left( \sum_{j=1}^q (\delta_j - \lambda_j U_j^2) \right)^2 + 2 \sum_{1 \leq j < k \leq q} \lambda_j \lambda_k U_j^2 U_k^2 \right)^{-1/2}.$$

This can also be written as

$$\delta \mathbb{E} [h(\delta, \lambda, U)] - \lambda \cdot \mathbb{E} [U^2 h(\delta, \lambda, U)] = 0,$$

where  $\cdot$  is the multiplication coordinate per coordinate. Thus, one obtains a robust estimate  $\delta_N = (\delta_{1,N}, \dots, \delta_{q,N})$  of the eigenvalues of the variance  $\Sigma$ , using either a Fix-Point algorithm, a "gradient" algorithm or a Weighted Averaged Robbins Monro algorithm (see Godichon-Baggioni and Robin (2024)). Then, the robust estimate of the variance and its inverse are given by

$$\Sigma_N = P_N \delta_N P_N^T \quad \text{and} \quad \Sigma_N^{-1} = P_N \delta_N^{-1} P_N^T$$

where  $P_N$  is the matrix composed of the normalized eigenvectors of the MCM and  $\delta_N^{-1} = (\delta_{1,N}^{-1}, \dots, \delta_{q,N}^{-1})$ . Thus, one can replace  $\Sigma^{-1}$  in (10) or (15) by  $\Sigma_N^{-1}$  to obtain last estimates. This leads, to the weighted averaged stochastic gradient algorithm defined recursively for all  $n \leq N - 1$  by

$$\beta_{n+1,*} = \beta_{n,*} + \gamma_{n+1} \left( \Sigma_N^{-1} \frac{Y_{n+1} - \beta_{n,*} X_{n+1}}{\|Y_{n+1} - \beta_{n,*} X_{n+1}\|_{\Sigma_N^{-1}}} X_{n+1}^T - \lambda \frac{\beta_{n,*}}{\|\beta_{n,*}\|_F} \mathbf{1}_{\beta_{n,*} \neq 0} \right) \quad (22)$$

$$\bar{\beta}_{n+1,*} = \bar{\beta}_{n,*} + \frac{\log(n+1)^w}{\sum_{k=0}^n \log(k+1)^w} (\beta_{n+1,*} - \bar{\beta}_{n,*}) \quad (23)$$

or the fix point algorithm defined iteratively for all  $t \geq 0$  by

$$\beta_{n,t+1,\Sigma_N} = T_{n,\Sigma_N}(\beta_{n,t,\Sigma_N}) = \sum_{i=1}^N \frac{Y_i X_i^T}{\|Y_i - \beta_{n,t,\Sigma_N} X_i\|_{\Sigma_N^{-1}}} \left( \sum_{i=1}^N \frac{X_i X_i^T}{\|Y_i - \beta_{n,t,\Sigma_N} X_i\|_{\Sigma_N^{-1}}} \right)^{-1}$$

if  $\lambda = 0$  and the iterative algorithm

$$\begin{aligned} \varphi(\beta_{n,t+1,\Sigma_N,\lambda}) &= \varphi(\beta_{n,t,\Sigma_N,\lambda}) \\ &+ \left( \Sigma_N^{-1} \oslash \frac{1}{N} \sum_{i=1}^N \frac{X_i X_i^T}{\|Y_i - \beta_{n,t,\Sigma_N,\lambda} X_i\|_{\Sigma_N^{-1}}} + \frac{\lambda \mathbf{1}_{\beta_{n,t,\Sigma_N,\lambda} \neq 0} I_{pq}}{\|\beta_{n,t,\Sigma_N,\lambda}\|_F} \right)^{-1} \nabla \tilde{G}_{N,\Sigma_N,\lambda}(\varphi(\beta_{n,t,\Sigma_N,\lambda})). \end{aligned}$$

if  $\lambda > 0$ . Remark that the procedure presented here with Algorithm (23) is not strictly online, since it requires two passes over the data. In practice, this is the version implemented in the R package `RobRegression`. However, in Section 8.4, we will show how to process data in a truly online fashion while still relying on the Mahalanobis distance.

## 8 Simulation studies

We now present a simulation study to assess the performances of the proposed estimation procedures. The main goal of the study is to evaluate the gain of using robust estimators as opposed to classical estimators, in presence of a varying fraction of outliers. In this perspective, we considered two typical tasks that can be addressed with Model (1): multivariate regression and classification via a linear discriminant analysis. From a practical view-point, we have not been able to find packages addressing specifically multivariate regression, which prevented us to carry direct comparisons with other potentially robust methods.

### 8.1 Multivariate regression

**Simulation design.** We fixed the number of variables to  $p = 5$  for the explanatory variables in  $X$  and to  $q = 20$  for the response variables in  $Y$ . The  $q \times p$  regression coefficients  $\beta$  were sampled as iid standard normal and fixed once for all. We also fixed the covariance matrix  $\Sigma$  (see Appendix B.1). We considered data sets with  $n = 100, 1000$  and  $10000$  observations. We also considered increasing proportions  $f$  of outliers, namely:  $f = 0, 2, 3, 5, 9, 16, 28$  and  $50\%$ .

For each dimension  $n$ , we sampled the  $n \times p$  entries of the matrix  $X$  as iid normal and fixed them once for all. Then, for each fraction  $f$ , we sampled  $B = 100$   $n \times q$  response matrices  $Y$  according to Model (1) in which a fraction  $1 - f$  of the residual terms  $\epsilon_i$  were sampled from a multivariate normal  $\mathcal{N}_q(0, \Sigma)$ , whereas the remaining fraction  $f$  were sampled as iid Student with variance 1 and degree of freedom 1.

We carried the inference on each simulated response matrix  $Y$ , using the following procedures:

*Naive OLS* refers to the classical ordinary least-square estimate of  $\beta$ :  $\hat{\beta} = \arg \min_{\beta} \sum_{i=1}^n \|Y_i - \beta X_i\|^2$ ;

*Offline OLS* refers to its robust counterpart, resulting from the fixpoint (offline) algorithm described in Section 4.1;

*Online OLS* refers to robust estimation resulting from the online algorithm described in Section 3.1.

*Naive, Offline and Online WLS* are defined similarly: '*Naive WLS*' refers to the minimizer of  $\sum_{i=1}^n \|Y_i - \beta X_i\|_{\hat{\Sigma}^{-1}}^2$  (where  $\hat{\Sigma}$  is the empirical residual covariance matrix), '*Offline WLS*' refers to the fixpoint algorithm from Section 4.2 and '*Online WLS*' to the algorithm from Section 3.2.

**Ridge :** For each procedure, we also considered a Ridge regularization of the parameter  $\beta$ , as described in Section 5. Namely, we added a penalty term consistent with each respective criterion, that is  $\lambda \|\beta\|^2$  for the naive procedures and  $\lambda \|\beta\|$  for the robust ones. In each case, the penalty coefficient  $\lambda$  was determined via 10-fold cross-validation.

**Available alternatives.** We found only two R packages available dedicated to robust multivariate linear regression.

- **robustvarComp** (Agostinelli and Yohai, 2016, 2022) is dedicated to variance component models, for which it provides robust estimates of the variance components associated with a prescribed dependency structure, but not robust estimates of the regression coefficients. The objective of **robustvarComp** is therefore different from ours, which is why we did not include it in the comparative study.
- **RRRR** (Yang and Zhao, 2020, 2023) addresses the same problem as us, in a slightly broader context since it takes into account dependent observations and the reduced-rank covariance matrix. We have included it in our study, imposing independent observations and a full-rank covariance matrix in order to make the comparison with our approach consistent. The package also offers an online version, which allows parameter estimates to be updated using a new additional dataset. This does not correspond to the classic definition of an online estimator, which may update estimates for each new piece of data, so we did not include this version in our comparison. No equivalent of the Ridge or Mahalanobis versions described in the preceding sections are available in **RRRR**, so we compare its results with our '**OLS**' version.

**Results.** We now present the results obtained with the different procedures in terms of estimation accuracy, prediction accuracy, outlier detection and computational time. We use here the generic notation  $\hat{\beta}$  and  $\hat{\Sigma}$  for the estimates obtained with a given procedure.

*Estimation accuracy.* Figure 1 (top) displays the distribution of the mean squared error for the estimation of  $\beta$  ( $MSE(\beta) = \|\hat{\beta} - \beta\|^2 / (pq)$ ) for a sample size of  $n = 1000$ . The numerical results are given in Table 5 in Appendix B.5. As expected, the  $MSE(\beta)$  of the naive estimates dramatically increases as the proportion of outliers increases, whereas these of both the offline and online robust estimates remain stable. The Ridge regularization (same figure, bottom) tends to limit the effect of outliers on the naive estimator. The same pattern is observed for the WLS estimators (see Appendix B.2, Figure 9). Whatever the proportion of outliers, we see that the performances of RRRR procedure are similar to those of our offline procedure.

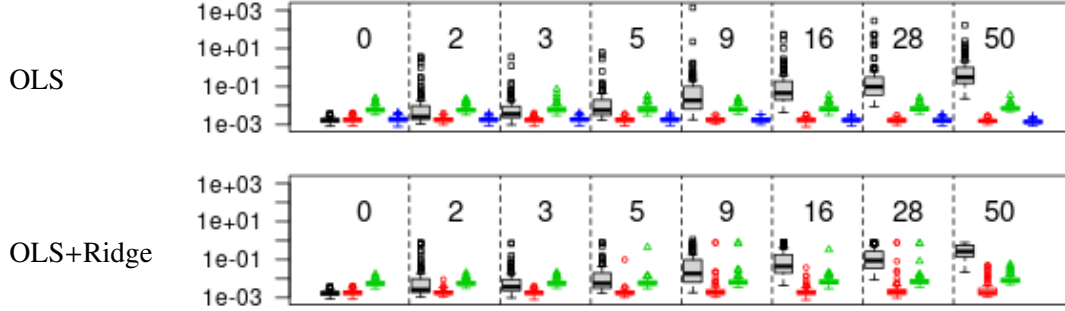


Figure 1: Mean squared error for the estimation of the regression coefficients  $\beta$  ( $MSE(\beta)$ ) for OLS estimates without or with Ridge regularization for a sample size of  $n = 1000$  (with Student outliers). The y-axis is log-scaled. Legend:  $\square$  = Naive,  $\circ$  = Offline,  $\triangle$  = Online,  $+$  = RRRR. Number in each box = fraction  $f$  of outliers (in %).

In Appendix B.2, Figure 10 displays the mean squared error for the estimation of  $\Sigma$  ( $MSE(\Sigma) = \|\hat{\Sigma} - \Sigma\|^2 / q^2$ ) for the same sample size. Again, the accuracy of naive estimates dramatically deteriorates as the proportion of outliers increases, whereas these of both the offline and online robust estimates remain stable. The Ridge regularization (which acts on  $\beta$ ) has almost no effect on the quality of the respective estimates of  $\Sigma$ . The RRRR procedure appears to be less accurate than the proposed ones, except for very high outlier fractions.

*Effect of the sample size.* We also studied the effect of the sample size  $n$  on the accuracy of the estimates. We only considered the regression coefficients  $\beta$ . Figure 2 (see also Table 6, Appendix B.5) shows the gain resulting from the use of robust estimates as opposed to the naive one, for the OLS contrast. As expected, this gain increases when the fraction of outliers is large ( $f = 28\%$ ), but also increases when the sample size increases. Again, the same pattern is observed for the WLS contrast (see Appendix B.2, Figure 11). As in Figure 1, the RRRR procedure displays similar performances as our offline OLS procedure.

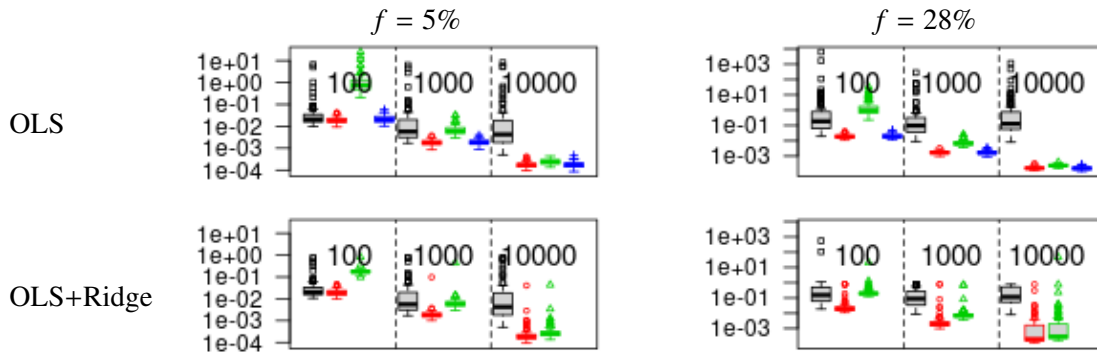


Figure 2: Mean squared error for the estimation of the regression coefficients  $\beta$  ( $MSE(\beta)$ ) for OLS estimates with or without Ridge regularization for a fraction of outliers of  $f = 5\%$  (left) and  $f = 28\%$  (right) (with Student outliers). The y-axis is log-scaled. Legend:  $\square$  = Naive,  $\circ$  = Offline,  $\triangle$  = Online,  $+$  = RRRR. Number in each box = sample size  $n$ .

*Prediction accuracy.* We then considered the precision of the prediction of the response variables in  $Y$ , measured with  $MSE(Y) = \|\hat{\beta}X - Y\|^2/(nq)$ , and focusing on non-outlier observations. Overall, the prediction accuracy inherits this of the regression coefficients  $\beta$ , so the behavior of  $MSE(Y)$  is similar to this of  $MSE(\beta)$ . Figure 12 (devoted to Appendix B.2) illustrates this point.

*Outlier detection.* Based on the prediction  $\hat{Y}_{ij}$  obtained for each observation  $1 \leq i \leq n$  and response variable  $1 \leq j \leq q$ , we defined the estimated residual  $\hat{\epsilon}_{ij} = Y_{ij} - \hat{Y}_{ij}$ , based on which one may aim at deciding if observation  $i$  is an outlier or not. More specifically, based on the estimate  $\hat{\Sigma}$ , and denoting by  $\hat{\epsilon}_i = [\hat{\epsilon}_{ij}]_{1 \leq j \leq p}$  the vector of residuals for observation  $i$ , we used its  $\hat{\Sigma}^{-1}$   $\ell_2$ -norm  $\|\hat{\epsilon}_i\|_{\hat{\Sigma}^{-1}}^2$  as a score, which is expected to be small for non-outliers, and large for outliers.

Figure 3 gives the distribution of the area under the ROC curve (AUC) for the classification of outliers/non-outliers based on the proposed score for OLS estimates (see also Table 7, Appendix B.5). Again, the performances of the naive procedure decreases as the fraction of outlier increases, although staying quite good up to an intermediate fraction of outliers ( $f \approx 10 - 15\%$ ), whereas both robust procedures are not affected by their presence. Interestingly, the Ridge regularization does not improve the performances. To this respect, the RRRR procedure has a similar behavior as both our offline et online OLS procedures. Here also, OLS and WLS procedure behave similarly (see Appendix B.2, Figure 13).

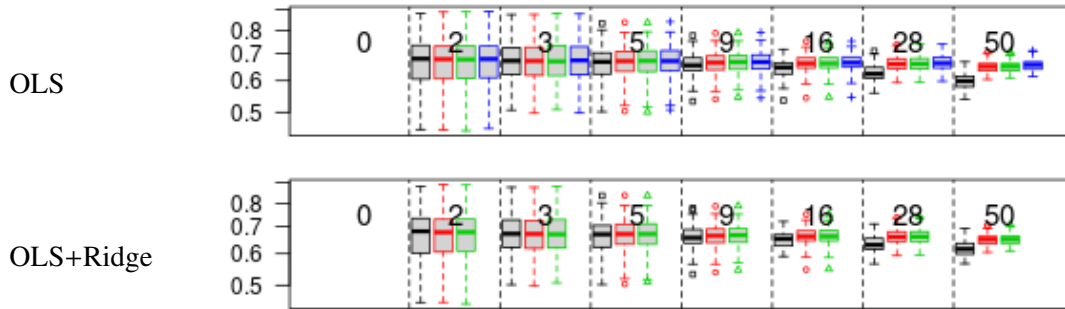


Figure 3: AUC for the detection of outliers for the OLS estimates with or without Ridge regularization for a sample size of  $n = 1000$  (with Student outliers). Same legend as Figure 1. The box  $f = 0$  is empty as no outlier exists.

*OLS versus WLS.* We then compared the performances of the robust OLS and WLS estimations, in terms of accuracy for the estimation of the regression coefficients  $\beta$ .

We computed the asymptotic variance given in Theorems 2 and 3 for the simulated covariance matrix  $X$  and the variance matrix  $\Sigma$  described in Appendix B.2 and deduced the ratio between the two asymptotic variances  $\mathbb{V}(\hat{\beta}_{jk,\Sigma})/\mathbb{V}(\hat{\beta}_{jk})$  of each of the  $p \times q = 100$  regression coefficients  $\beta_{jk}$ . These ratios turn out to be very homogeneous, with a mean of 95.7% and a standard deviation of 0.4%, indicating that using robust WLS rather than robust OLS induces a reduction of about 5% of the variance. As for the difference between the two un-normalized covariance matrices  $n(\mathbb{V}(\hat{\beta}) - \mathbb{V}(\hat{\beta}_{\Sigma}))$ , all its eigenvalues are verified to be non negative, ranging from about 300 to about  $10^4$ .

Figure 4 compares the  $MSE(\beta)$  obtained with the OLS and WLS contrasts with the offline and online algorithms, without Ridge regularization (see also Table 8, Appendix B.5). We observe that resorting to WLS does not really improve the accuracy of the offline estimates, and may even deteriorate it when the fraction of outliers is high. On the contrary, the online algorithm takes advantage of the WLS contrast to provide more precise estimates of  $\beta$ . The gain gets even higher as outliers get more numerous (up to a fraction of  $f = 50\%$ ). A similar pattern is observed when using the Ridge regularization, as shown in Appendix B.2, Figure 14.

We also compared the empirical variance of the robust OLS and WLS estimates of the regression coefficients with their asymptotic counterparts, given by Theorems 2 and 3. Figure 5 presents this comparison for various sample sizes  $n$  and both the offline and online procedures. We observe that the offline procedure almost reaches the asymptotic variance already for  $n = 100$ , whereas the offline procedure gets closer to it, but does still not reach it for  $n = 10000$ . Thus, this figure clearly illustrates the asymptotic normalities stated in Theorems 2, 3, 4, and 5. Observe that Figure 5 compares variances whereas Figure 4 presents mean square errors.

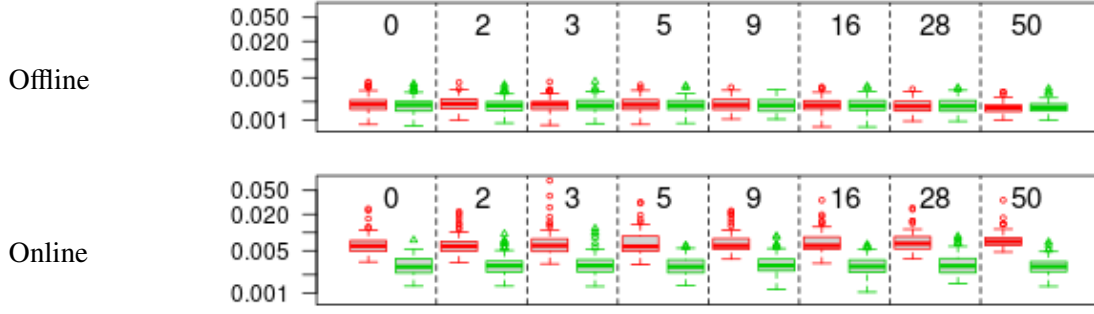


Figure 4: Comparison of the mean squared error for the estimation of the regression coefficients  $\beta$  ( $MSE(\beta)$ ) of OLS and WLS estimates for Offline and Online procedures without Ridge regularization for a sample size of  $n = 1000$  (with Student outliers). Legend:  $\circ$  = OLS,  $\triangle$  = WLS. Number in each box = fraction  $f$  of outliers (in %).

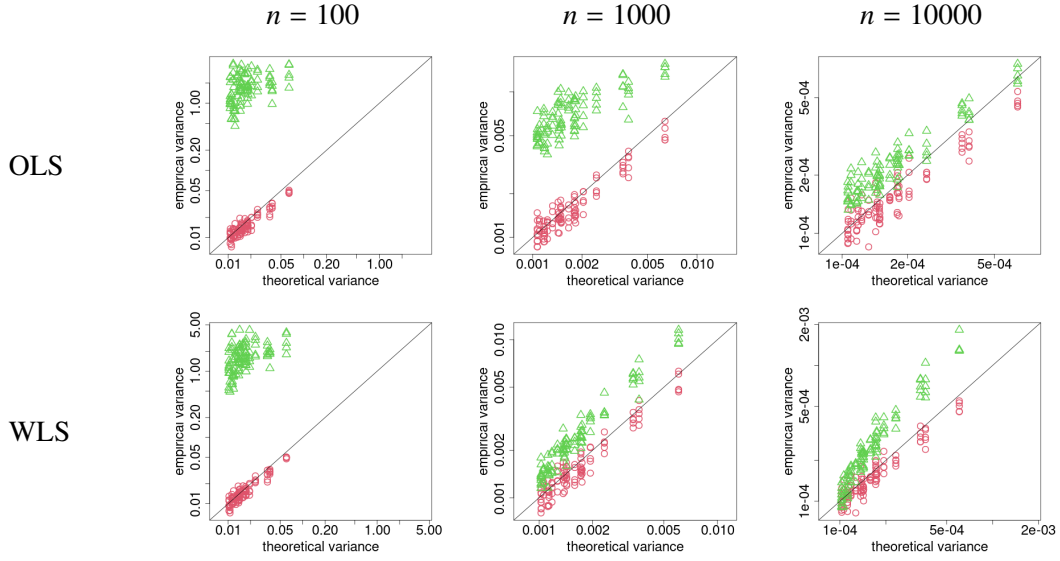


Figure 5: Comparison of the empirical variances of the  $p \times q = 100$  regression coefficients estimates  $\hat{\beta}_{jk}$  with the asymptotic variance, with a fraction of 16% of outliers (with Student outliers). Top: robust OLS procedure, bottom: Robust WLS procedure. Left:  $n = 100$ , center:  $n = 1000$ , right:  $n = 10000$ . Legend:  $\circ$  = offline,  $\triangle$  = online.

*Computation time.* We recorded the mean CPU time for each procedure under each simulation configuration. The computational times does not significantly vary with the proportion of outliers (not shown) and is simply multiplied by a constant when using the Ridge regularization, due the fixed number of cross-validation steps.

Table 3 reports the results for a fraction of  $f = 28\%$  outliers, without regularization. We observe the stability of the naive procedure, as opposed to the stochastic robust ones. More importantly, we observe the substantial gain of resorting to the online procedure, as opposed to offline (especially for the OLS contrast) when  $n$  increases. Although the performances of the RRR procedure are comparable to the offline OLS we propose, both in terms of parameter estimation and outlier detection, it is clearly much slower (176 seconds as opposed to about 1 for the Offline and 0.1 for the Online) and its computational time may become prohibitive for very large datasets.

	OLS				WLS		
	Naive	Offline	Online	RRRR	Naive	Offline	Online
$n = 100$	0.021	0.012	0.002	0.481	0.024	0.094	0.047
$n = 1000$	0.021	0.090	0.010	4.266	0.029	0.830	0.482
$n = 10000$	0.029	0.952	0.098	176.5	0.094	7.571	4.775

Table 3: Mean CPU time in seconds for the OLS and WLS estimation procedures without Ridge regularization for a varying number of observations  $n$  (with Student outliers).

## 8.2 Extended simulation settings

To better explore the performances of the proposed algorithm, we conducted two additional simulation studies: one in large dimension and one with outliers concentrated in one single value.

### Large dimension

We first attempted to evaluate the performance of the proposed procedures in larger dimensions than in the preceding study. To this end, we conducted the same simulation study with  $p = 10$  covariates,  $q = 20, 50$  and  $100$  response variables, and  $n = 1000$  and  $10000$  observations. The equivalent of Figures 1, 2, 3 and 4 are given in Appendix B.3, in Figures 15, 16, 17 and 18, respectively. The behavior of the different procedures is qualitatively the same as in the previous study. We only report the computation times (see Table 4), which show how well the algorithms we propose adapt to large dimensions.

	$n = 1000$						
	OLS				WLS		
	Naive	Offline	Online	RRRR	Naive	Offline	Online
$q = 20$	0.032	0.094	0.014	6.734	0.032	1.059	0.649
$q = 50$	0.065	0.093	0.020	27.65	0.077	2.619	2.346
$q = 100$	0.120	0.151	0.029	87.96	0.200	10.04	9.779

	$n = 10000$						
	OLS				WLS		
	Naive	Offline	Online	RRRR	Naive	Offline	Online
$q = 20$	0.044	1.057	0.130	206.6	0.140	7.984	4.866
$q = 50$	0.111	0.990	0.184	494.6	0.335	19.57	17.48
$q = 100$	0.206	1.191	0.275	1194.	0.759	84.14	81.56

Table 4: Mean CPU time in seconds for the OLS and WLS estimation procedures without Ridge regularization for a varying number of response variables  $q$ . Top:  $n = 1000$  observations, Bottom:  $n = 10000$  observations.

We observe that the computational burden of the online procedure remains low, even for a large number of observations ( $n = 10000$ ) and a large number of responses ( $q = 100$ ). For the OLS approach, the computational time of the online is very low (less than 0.3 s), and remains reasonable for the offline procedure (1.2s), whereas this of the RRRR procedure becomes prohibitive (about 1200s). We remind that the RRR package is not focused on computational efficiency and provides a broad modelling framework.

### Concentrated outliers

Upon suggestion of one of the reviewers, we considered concentrated outliers, that is outliers that all take the same value. To mimic this situation, we used the same simulation design as in Section 8.1, replacing the Student outlier distribution with a Dirac mass at the point with all coordinates equal to  $\mu = 3$ .

The counterparts of Figures 1, 2 and 12 for this alternative simulation design are displayed in Appendix B.4. We observe that in terms of both (i) precision of the regression coefficients estimates (Figure 19), (ii) effect of the sample size (Figure 20) and (iii) prediction accuracy (Figure 21), Dirac outliers have much less impact than Student outliers. For example, the mean squared error  $MS E(\beta)$  remains below .5 in all configurations for all methods (including RRRR: see Figure 19).

The main difference appears for outlier detection, which displays a dramatic transition above a certain fraction of outliers. Figure 6 shows that the AUC is close to 1 for a small fraction  $f$  (whereas it remains below 75% with Student outliers), but drops as the fraction  $f$  increases. The naive and RRRR algorithms are already significantly affected with 5% outliers, and the performance of both the offline and the online algorithms deteriorates with a fraction of 16%. The radical change to a given fraction for each method stems from the nature of the contamination: since all outliers are located in the same place, they are all reported together as outliers or normal values.

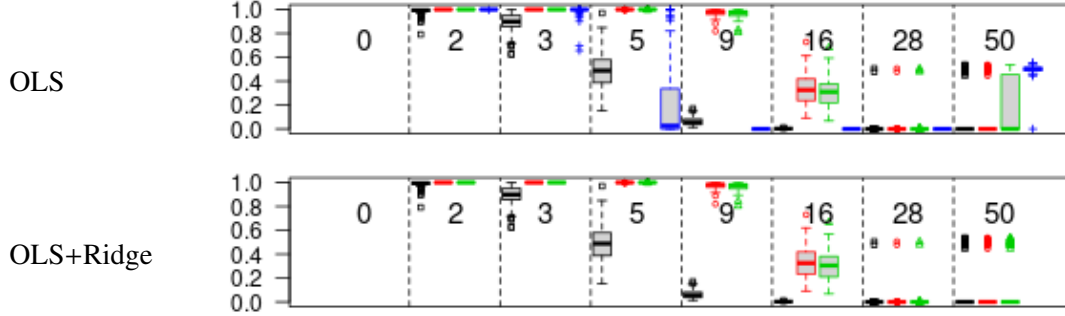


Figure 6: AUC for the detection of outliers for the OLS estimates with or without Ridge regularization for a sample size of  $n = 1000$  (with Dirac outliers). Same legend as Figure 1.

### 8.3 Linear discriminant analysis

In the classification setting, the matrix  $X$  corresponds to the 0/1 matrix classifying each of the  $n$  observations into one of the  $q$  classes. Then, the regression coefficients  $\beta$  simply give the mean of each response variable in each class and  $\Sigma$  the variance matrix of the response variables. This setting corresponds to *linear* discriminant analysis (LDA) because  $\Sigma$  is supposed to be the same in all classes, as opposed to *quadratic* discriminant analysis (see Mardia et al., 1979, Chapters 11 and 12).

**Simulation design.** We used a design similar to this of Godichon-Baggioni and Robin (2024). We considered  $p = 3$  classes and the same dimension  $q = 20$  for the response vector. We used a fixed covariance matrix  $\Sigma$ . All entries of the  $n \times p$  matrix  $X$  from Model (1) are 0's, but the first, second and third of the respective first, second and third column, respectively, which are filled with 1's. This amounts to consider three classes with equal size. Denoting by  $1_q$  (resp.  $0_q$ ) the  $q$ -dimensional vector made of 1's (resp. 0's), we defined the mean vectors  $\mu_1 = -\mu 1_q$ ,  $\mu_2 = 0_q$  and  $\mu_3 = +\mu 1_q$  in classes 1, 2, and 3 respectively. The matrix  $\beta$  from Model (1) is hence defined as  $\beta^\top = [\mu_1 \mu_2 \mu_3] = \mu[-1_q \ 0_q \ 1_q]$  and the parameter  $\mu$  controls the difficulty of the classification problem. As for the outliers, we replace the  $\mathcal{N}(0, \Sigma)$  distribution of the noise vector  $\epsilon$  from Model (1) with a uniform distribution over the hypercube  $(-20, 20)^q$ .

**Results.** Based on the estimates  $\hat{\beta}$  (that is:  $\hat{\mu}_1, \dots, \hat{\mu}_p$ ) and  $\hat{\Sigma}$ , one may classify any observation  $i$  into the class  $k \in \llbracket p \rrbracket$  with nearest center, according to the  $\ell_2$  norm  $\|Y_i - \hat{\mu}_k\|_{\Sigma^{-1}}$ . We compared the classification performances resulting from the different OLS estimation procedure, in terms of adjusted rand index (ARI). We focused on the non-outliers, as the classification of outliers is meaningless. The results are gathered in Figure 1.

Obviously, all procedures perform better when  $\mu$  increases, as the classification task becomes easier. Apart from this main effect, the behavior is somewhat similar to Figure 3: the ARI of the robust methods remain stable, up to  $f = 50\%$ , whereas this of the naive procedure decreases when  $f$  increases. Still, the ARI remains high for the naive procedure even for a large fraction  $f$ , when  $\mu$  is large, that is when the class are well distinct.



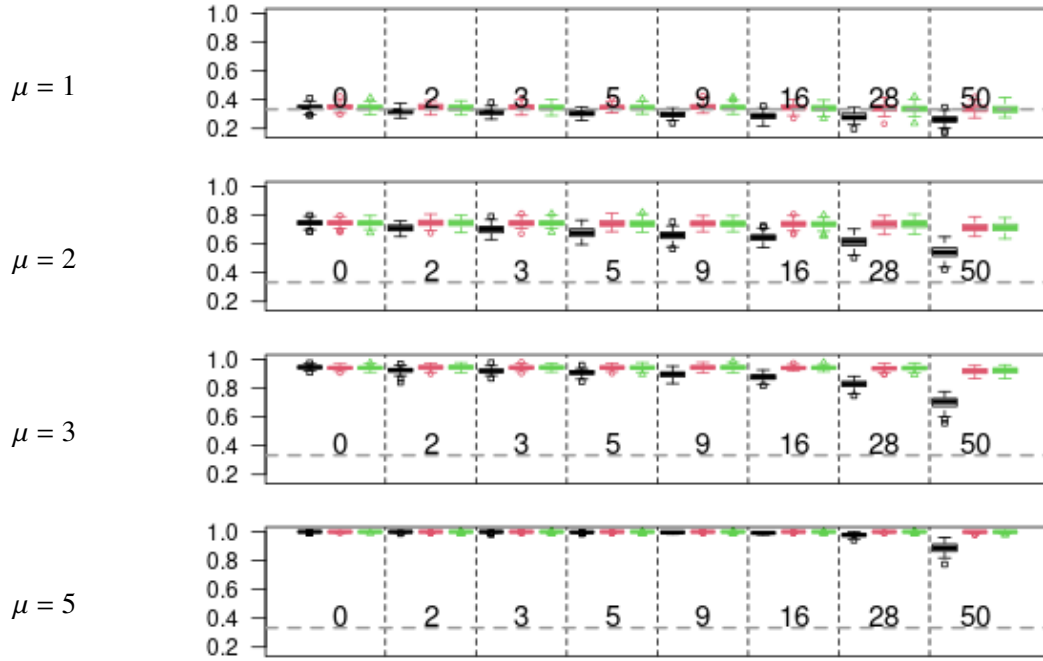


Figure 7: Adjusted rand index (ARI) for the OLS procedures. Same legend as Figure 1. Grey dashed line:  $1/p = 1/3$  threshold.

#### 8.4 Online estimation

We now focus on the online estimation setting and consider both OLS and WLS estimators. In the case of WLS, since the covariance matrix of the noise is unknown, we rely on the procedure described in Section 7 to estimate it. Importantly, we place ourselves here in a streaming framework, where data arrive sequentially and are not stored in memory (in contrast with the setting considered in Section 7).

We thus consider two online methods in this context. The first one consists in running Algorithm 9 on the first  $\alpha n$  observations, with  $\alpha \in (0, 1)$ , which are stored temporarily. This yields an initial estimator of  $\beta$ , after which we apply the procedure of Section 7 to obtain an estimate of the covariance matrix that is then used throughout the remainder of the analysis. These initial data are subsequently discarded, and the following observations are processed online with Algorithm 23. We name this method "Initialized WLS".

The second online method uses the same initialization as the first. However, every  $\alpha n$  steps, the covariance matrix is updated again using the procedure from Section 7. While this requires a costly operation on a regular basis, it yields a more accurate online estimate of the covariance matrix. We name this method "Full WLS".

In Figure 8, we consider the previous setting with a fraction of 10% of outliers, where outliers are generated from a Student distribution with one degree of freedom. As expected, the different online methods perform very well, exhibiting a linear decay of the mean squared error. However, each time the procedure described in Section 7 is applied to update the estimator of  $\Sigma$ , it induces a substantial computational cost.

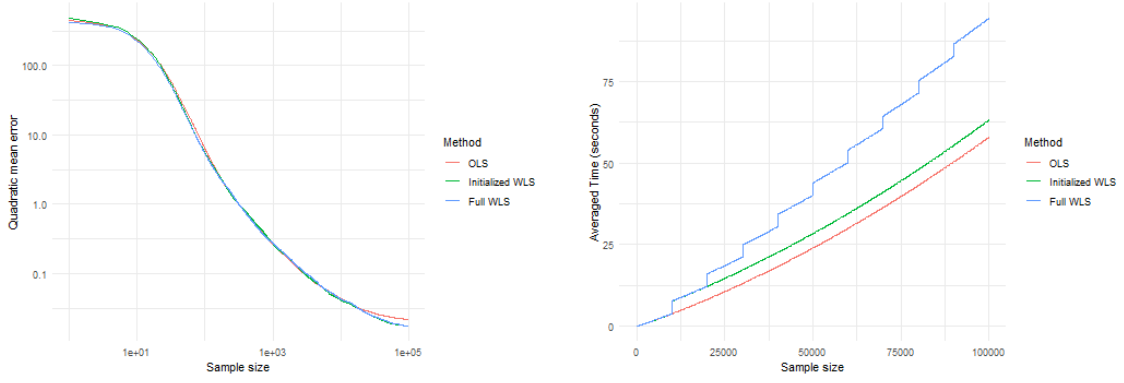


Figure 8: On the left, evolution of the quadratic mean error of the different methods with respect to the sample size. On the right, evolution of the computation time of the different methods with respect to the sample size.

## 9 Proofs

### 9.1 Proof of Theorem 1

Let us suppose that the breakdown point is less than 0.5. Then, there is  $f < 0.5$  such that one can construct a sequence of contamination laws  $Q_n$  such that  $\lim_{n \rightarrow +\infty} \|\beta^* - \beta_{f,Q_n}^*\| = +\infty$ , which means that

$$\|\beta_{f,Q_n}^*\|_F \xrightarrow{n \rightarrow +\infty} +\infty.$$

Moreover, one has for all  $\beta \in \mathcal{M}_{q,p}(\mathbb{R})$

$$\begin{aligned} G_{f,Q_n}(\beta) &= (1-f) \iint \|\beta^*x + \epsilon - \beta x\| - \|\beta^*x + \epsilon\| dF(x) dP_0(\epsilon) + f \iint \|\beta^*x + \epsilon - \beta x\| - \|\beta^*x + \epsilon\| dF(x) dQ_n(\epsilon) \\ &\geq (1-f) \iint \|\beta^*x + \epsilon - \beta x\| - \|\beta^*x + \epsilon\| dF(x) dP_0(\epsilon) - f \iint \|\beta x\| dF(x) dQ_n(\epsilon) \\ &= (1-f) \iint \|\beta^*x + \epsilon - \beta x\| - \|\beta^*x + \epsilon\| dF(x) dP_0(\epsilon) - f \mathbb{E}[\|\beta X\|]. \end{aligned}$$

Observe that, taking  $\beta = \beta_{f,Q_n}^*$ , one has

$$\frac{G_{f,Q_n}(\beta_{f,Q_n}^*)}{\mathbb{E}[\|\beta_{f,Q_n}^* X\|]} \leq \frac{(1-2f)\mathbb{E}[\|\beta_{f,Q_n}^* X\|]}{\mathbb{E}[\|\beta_{f,Q_n}^* X\|]} = 1-2f.$$

In a same way, one has

$$\frac{G_{f,Q_n}(\beta_{f,Q_n}^*)}{\mathbb{E}[\|\beta_{f,Q_n}^* X\|]} \geq \frac{(1-2f)\mathbb{E}[\|\beta_{f,Q_n}^*\|] - 2f \iint \|\beta^*x + \epsilon\| dF(x) dP_0(\epsilon)}{\mathbb{E}[\|\beta_{f,Q_n}^* X\|]} \xrightarrow{n \rightarrow +\infty} 1-2f,$$

so that

$$\frac{G_{f,Q_n}(\beta_{f,Q_n}^*)}{\mathbb{E}[\|\beta_{f,Q_n}^* X\|]} \xrightarrow{n \rightarrow +\infty} 1-2f.$$

Nevertheless, by definition of  $\beta_{f,Q_n}^*$ , one has

$$G_{f,Q_n}(\beta_{f,Q_n}^*) \leq G_{f,Q_n}(0) = 0,$$

so that

$$1-2f = \lim_{n \rightarrow +\infty} \frac{G_{f,Q_n}(\beta_{f,Q_n}^*)}{\mathbb{E}[\|\beta_{f,Q_n}^* X\|]} \leq 0$$

which is a contradiction with the fact that  $f < 0.5$ , that concludes the proof.

## 9.2 Proof of Theorem 2

First, let us vectorizing the algorithm. In this aim, denoting by  $Y[j]$ ,  $X[i]$  and  $\beta[j, i]$  the coordinates, let us remark that one can rewrite  $G$  as

$$G(\beta) = \mathbb{E} \left[ \sqrt{\sum_{j=1}^q \left( Y[j] - \sum_{i=1}^p \beta[j, i] X[i] \right)^2} \right]$$

and its gradient, in the basis of  $\mathbb{R}^{pq}$ , is given by

$$\nabla \tilde{G}(\varphi(\beta)) = -\mathbb{E} \left[ \underbrace{\frac{1}{\|Y - \beta X\|} \begin{pmatrix} (Y[1] - \sum_{i=1}^p \beta[1, i] X[i]) X \\ \vdots \\ (Y[q] - \sum_{i=1}^p \beta[q, i] X[i]) X \end{pmatrix}}_{=: \nabla \tilde{g}(X, Y, \varphi(\beta))} \right]$$

In other word

$$\nabla \tilde{G}(\varphi(\beta)) = -\mathbb{E} \left[ \frac{1}{\|Y - \beta X\|} (Y - \beta X) \odot X \right]$$

where for all  $z \in \mathbb{R}^q$ ,

$$z \odot X = \begin{pmatrix} z[1]X \\ \vdots \\ z[q]X \end{pmatrix}$$

Observe that  $\nabla \tilde{G}(\beta) = \varphi(\nabla G(\beta))$ , so that regarding the stochastic gradient algorithm given by (8) or the stochastic gradient algorithm given by  $\nabla \tilde{G}(\cdot)$  is equivalent; i.e considering the stochastic gradient algorithm given by

$$\beta_{n+1, \varphi} = \beta_{n, \varphi} + \gamma_{n+1} \nabla \tilde{g}(X_{n+1}, Y_{n+1}, \beta_{n, \varphi}),$$

and its weighted averaged version denoted  $\bar{\beta}_{n, \varphi}$ , one has  $\beta_{n, \varphi} = \varphi(\beta_n)$  and  $\bar{\beta}_{n, \varphi} = \varphi(\bar{\beta}_n)$ . Then, the aim is to verify that  $\beta_{n, \varphi}$  satisfies assumptions in Godichon-Baggioni (2019a) among others.

**Bounding the gradient:** As soon as  $X$  admits a moment of order  $2a$  for some  $a \geq 1$ , one has for any  $\beta \in \mathcal{M}_{q, p}(\mathbb{R})$ ,

$$\mathbb{E} [\|\nabla \tilde{g}(X, Y, \varphi(\beta))\|^{2a}] \leq q^a \mathbb{E} [\|X\|^{2a}]$$

and Assumption (A1) in Godichon-Baggioni (2019a) is satisfied if  $X$  admits a moment of order  $p'$  for any positive integer  $p'$ .

**Bounding the Hessian:** Thanks to Lemma 8, the functional  $G$  is twice differentiable and its Hessian is of the form

$$\nabla^2 \tilde{G}(\varphi(\beta)) = \mathbb{E} \left[ \frac{1}{\|Y - \beta X\|} (A - B(\beta)) \right]$$

with  $A = \text{Diag}(XX^T, \dots, XX^T)$  and  $B(\beta) = (B_{j,k}(\beta))_{j,k=1, \dots, q} \in \mathcal{M}_{q, q}(\mathbb{R})$  with

$$B_{j,k}(\beta) = \frac{(Y[j] - \sum_{i=1}^p X[j] \beta[j, i]) (Y[k] - \sum_{i=1}^p X[k] \beta[k, i])}{\|Y - \beta X\|} \frac{1}{\|Y - \beta X\|} XX^T.$$

In other word, one can rewrite the Hessian as

$$\nabla^2 \tilde{G}(\varphi(\beta)) = \mathbb{E} \left[ \frac{1}{\|Y - \beta X\|} \left( I_q - \frac{(Y - \beta X)(Y - \beta X)^T}{\|Y - \beta X\|} \right) \otimes XX^T \right]$$

where  $\otimes$  is the Kronecker product. Observe that the Hessian is so at least semi-definite positive. Thanks to Lemma 8, one has

$$\begin{aligned}\|\nabla^2 \tilde{G}(\varphi(\beta))\|_F &\leq \left\| \mathbb{E} \left[ \mathbb{E} \left[ \frac{1}{\|Y - \beta X\|} \left( I_q - \frac{(Y - \beta X)(Y - \beta X)^T}{\|Y - \beta X\| \|Y - \beta X\|} \right) \otimes XX^T \middle| X \right] \right\|_F \\ &\leq \left( 1 + \frac{\lambda_{\max}^{q/2}}{q 2^{q/2-1} \Gamma(q/2)} \frac{1}{q-1} \right) \mathbb{E} [\|I_q \otimes XX^T\|_F] \\ &= \left( 1 + \frac{\lambda_{\max}^{q/2}}{\sqrt{q} 2^{q/2-1} \Gamma(q/2)} \frac{1}{q-1} \right) \mathbb{E} [\|X\|^2]\end{aligned}$$

and the Hessian is so continuous, uniformly bounded, and satisfy Assumption **(A3)** in Godichon-Baggioni (2019a). In addition, one has

$$\nabla^2 \tilde{G}(\varphi(\beta^*)) = \mathbb{E} \left[ \frac{1}{\|\epsilon\|} \left( I_q - \frac{\epsilon}{\|\epsilon\|} \left( \frac{\epsilon}{\|\epsilon\|} \right)^T \right) \otimes XX^T \right].$$

Since  $\epsilon$  and  $X$  are independent,

$$\nabla^2 \tilde{G}(\varphi(\beta^*)) = \mathbb{E} \left[ \frac{1}{\|\epsilon\|} \left( I_q - \frac{\epsilon}{\|\epsilon\|} \left( \frac{\epsilon}{\|\epsilon\|} \right)^T \right) \right] \otimes \mathbb{E} [XX^T]$$

which is positive since  $\Sigma$  and  $\mathbb{E} [XX^T]$  are positive. Assumption **(A2)** in Godichon-Baggioni (2019a) is so satisfied. Let us now prove that the Hessian is Lipschitz. First notice that for all  $\beta, \beta' \in \mathcal{M}_{q,p}(\mathbb{R})$ , one has

$$\begin{aligned}\|\nabla^2 \tilde{G}(\varphi(\beta)) - \nabla^2 \tilde{G}(\varphi(\beta'))\|_F &\leq \mathbb{E} \left[ \left\| \frac{1}{\|Y - \beta X\|} - \frac{1}{\|Y - \beta' X\|} \right\| \|I_q \otimes XX^T\|_F \right] =: R_1 \\ &\quad + \underbrace{\mathbb{E} \left[ \frac{1}{\|Y - \beta' X\|} \left\| \frac{(Y - \beta X)(Y - \beta X)^T}{\|Y - \beta X\| \|Y - \beta X\|} - \frac{(Y - \beta' X)(Y - \beta' X)^T}{\|Y - \beta' X\| \|Y - \beta' X\|} \right\| \|X\|^2 \right]}_{=: R_2}\end{aligned}$$

First observe that the gradient of the function  $\beta \mapsto \frac{1}{\|Y - \beta X\|}$  is given by  $\frac{Y - \beta X}{\|Y - \beta X\|^3} \odot X$ . Then, thanks to Cauchy-Schwarz inequality coupled with Lemma 8,

$$R_1 \leq \int_0^1 \mathbb{E} \left[ \frac{1}{\|Y - (\beta + t(\beta' - \beta))X\|^2} \sqrt{q} \|X\|^3 \right] dt \|\beta - \beta'\| \leq \left( 1 + \frac{\lambda_{\max}^{q/2}}{\sqrt{q} 2^{q/2} \Gamma(q/2)} \frac{1}{q-2} \right) \mathbb{E} [\|X\|^3] \|\beta - \beta'\|.$$

Second, observe that (see Cardot et al. (2012) page 25)

$$\left\| \frac{Y - \beta X}{\|Y - \beta X\|} - \frac{Y - \beta' X}{\|Y - \beta' X\|} \right\| \leq \frac{\|\beta X - \beta' X\|}{\|Y - \beta' X\|} \leq \frac{\|X\|}{\|Y - \beta' X\|} \|\beta - \beta'\|.$$

Then, since  $aa^T - bb^T = (a - b)a^T - b(b^T - a^T)$  and using Cauchy Schwarz inequality,

$$\begin{aligned}R_2 &\leq \mathbb{E} \left[ \mathbb{E} \left[ \left( \frac{1}{\|Y - \beta' X\|^2} + \frac{1}{\|Y - \beta X\| \|Y - \beta' X\|} \right) |X| \|X\|^3 \right] \|\beta - \beta'\|_F \right] \\ &\leq 2 \left( 1 + \frac{\lambda_{\max}^{q/2}}{\sqrt{q} 2^{q/2} \Gamma(q/2)} \frac{1}{q-2} \right) \mathbb{E} [\|X\|^3] \|\beta - \beta'\|_F\end{aligned}$$

Then,

$$\|\nabla^2 \tilde{G}(\varphi(\beta)) - \nabla^2 \tilde{G}(\varphi(\beta'))\|_F \leq 3 \left( 1 + \frac{\sqrt{q} \lambda_{\max}^{q/2}}{2^{q/2} \Gamma(q/2)} \frac{1}{q-2} \right) \mathbb{E} [\|X\|^3] \|\beta - \beta'\|_F$$

and Assumption **(A5)** in Godichon-Baggioni (2019a) is so satisfied.

**Convergence of the estimates:** Assumptions in Godichon-Baggioni (2019b,a) are fulfilled and it comes

$$\begin{aligned}\|\beta_n - \beta^*\|_F^2 &= \|\beta_{n,\varphi} - \varphi(\beta^*)\|_F^2 = O\left(\frac{\ln n}{n^\gamma}\right) \quad a.s \\ \|\bar{\beta}_n - \beta^*\|_F^2 &= \|\bar{\beta}_{n,\varphi} - \varphi(\beta^*)\|_F^2 = O\left(\frac{\ln n}{n}\right) \quad a.s\end{aligned}$$

In addition, one has

$$\sqrt{n}(\varphi(\bar{\beta}_n) - \varphi(\beta^*)) \xrightarrow[n \rightarrow +\infty]{\mathcal{L}} \mathcal{N}(0, H^{-1} V H^{-1})$$

where  $H = \mathbb{E} \left[ \frac{1}{\|\epsilon\|} \left( I_q - \frac{\epsilon}{\|\epsilon\|} \left( \frac{\epsilon}{\|\epsilon\|} \right)^T \right) \right] \otimes \mathbb{E} [XX^T]$  and since  $\epsilon$  and  $X$  are independent,

$$\begin{aligned} V &= \mathbb{E} [\nabla \tilde{g}(X, Y, \beta^*) \nabla \tilde{g}(X, Y, \beta^*)^T] = \mathbb{E} \left[ \frac{1}{\|Y - \beta^* X\|^2} (Y - \beta^* X) (Y - \beta^* X)^T \otimes XX^T \right] \\ &= \mathbb{E} \left[ \frac{\epsilon}{\|\epsilon\|} \frac{\epsilon^T}{\|\epsilon\|} \right] \otimes \mathbb{E} [XX^T]. \end{aligned}$$

Then, since  $(A \otimes B)(C \otimes D) = (AC) \otimes (BD)$ , it comes

$$\sqrt{n}(\varphi(\bar{\beta}_n) - \varphi(\beta^*)) \xrightarrow[n \rightarrow +\infty]{\mathcal{L}} \mathcal{N} \left( 0, \mathbb{E} \left[ \frac{1}{\|\epsilon\|} \left( I_q - \frac{\epsilon}{\|\epsilon\|} \frac{\epsilon^T}{\|\epsilon\|} \right) \right]^{-1} \mathbb{E} \left[ \frac{\epsilon}{\|\epsilon\|} \frac{\epsilon^T}{\|\epsilon\|} \right] \mathbb{E} \left[ \frac{1}{\|\epsilon\|} \left( I_q - \frac{\epsilon}{\|\epsilon\|} \frac{\epsilon^T}{\|\epsilon\|} \right) \right]^{-1} \otimes (\mathbb{E} [XX^T])^{-1} \right).$$

Finally, thanks to Godichon-Baggioni (2019a), there are positive constants  $C_0, C_1$  such that for all  $n \geq 1$

$$\begin{aligned} \|\beta_n - \beta^*\|_F^2 &= \|\beta_{n,\varphi} - \varphi(\beta)\|^2 \leq \frac{C_0}{n^\gamma} \\ \|\bar{\beta}_n - \beta^*\|_F^2 &= \|\bar{\beta}_{n,\varphi} - \varphi(\beta)\|^2 \leq \frac{C_1}{n}. \end{aligned}$$

### 9.3 Proof of Theorem 3

**Writing in the basis of  $\mathbb{R}^{pq}$ :** Vectorizing  $\beta$ , the gradient in the basis of  $\mathbb{R}^{pq}$  can be written as

$$\nabla \tilde{G}_\Sigma(\varphi(\beta)) = -\mathbb{E} \left[ \underbrace{\frac{1}{\|Y - \beta X\|_{\Sigma^{-1}}} (\Sigma^{-1} (Y - \beta X) \odot X)}_{=: \nabla \tilde{g}_\Sigma(X, Y, \beta)} \right].$$

Hence, here again, the stochastic gradient given by (10) and the one derived from  $\nabla \tilde{G}_\Sigma$  are equivalent. Indeed, considering the stochastic gradient algorithm defined recursively for all  $n \geq 0$  by

$$\beta_{n+1, \Sigma, \varphi} = \beta_{n, \Sigma, \varphi} + \gamma_{n+1} \nabla \tilde{g}_\Sigma(X_{n+1}, Y_{n+1}, \beta_{n, \Sigma, \varphi})$$

and denoting by  $\bar{\beta}_{n, \Sigma, \varphi}$  its weighted averaged version, one has  $\beta_{n, \Sigma, \varphi} = \varphi(\beta_{n, \Sigma})$  and  $\bar{\beta}_{n, \Sigma, \varphi} = \varphi(\bar{\beta}_{n, \Sigma})$ . Then, as in the proof of Theorem 2, the aim is to check that assumptions in Godichon-Baggioni (2019a) (among others) are satisfied.

**Bounding the gradient:** As soon as  $X$  admits a moment of order  $2a$  for some  $a \geq 1$ , one has for any  $\beta \in \mathcal{M}_{q,p}(\mathbb{R})$

$$\mathbb{E} [\|\nabla \tilde{g}_\Sigma(X, Y, \varphi(\beta))\|^{2a}] \leq \frac{q}{\sqrt{\lambda_{\min}(\Sigma)}} \mathbb{E} [\|X\|^{2a}]$$

and Assumption **(A1)** in Godichon-Baggioni (2019a) is so satisfied.

**Bounding the Hessian** The Hessian is given by

$$\nabla^2 \tilde{G}_\Sigma(\varphi(\beta)) = \mathbb{E} \left[ \frac{1}{\|Y - \beta X\|_{\Sigma^{-1}}} \left( \Sigma^{-1} - \frac{\Sigma^{-1} (Y - \beta X) (Y - \beta X)^T \Sigma^{-1}}{\|Y - \beta X\|_{\Sigma^{-1}} \|Y - \beta X\|_{\Sigma^{-1}}} \right) \otimes XX^T \right].$$

Moreover, as in Theorem 2, one has with the help of Lemma 9,

$$\begin{aligned} \|\nabla^2 \tilde{G}_\Sigma(\varphi(\beta))\|_F &\leq \mathbb{E} \left[ \mathbb{E} \left[ \frac{1}{\|Y - \beta X\|_{\Sigma^{-1}}} |X| \right] \|\Sigma^{-1}\|_F \|X\|^2 \right] \\ &\leq \left( 1 + \frac{1}{q^{2q/2-1} \Gamma(q/2)} \frac{1}{q-1} \right) \|\Sigma^{-1}\|_F \mathbb{E} [\|X\|^2] \end{aligned}$$

and the Hessian is so continuous and satisfies Assumption **(A3)** in Godichon-Baggioni (2019a). In addition, denoting by  $\tilde{\epsilon} = \Sigma^{-1/2}\epsilon$ , observe that

$$H_{\Sigma} := \nabla^2 \tilde{G}(\varphi(\beta^*)) = \mathbb{E} \left[ \frac{1}{\|\tilde{\epsilon}\|} \left( \Sigma^{-1} - \Sigma^{-1/2} \frac{\tilde{\epsilon}}{\|\tilde{\epsilon}\|} \frac{\tilde{\epsilon}^T}{\|\tilde{\epsilon}\|} \Sigma^{-1/2} \right) \otimes XX^T \right].$$

Then, since  $X$  is independent from  $\tilde{\epsilon}$ , and remarking that  $\frac{\tilde{\epsilon}}{\|\tilde{\epsilon}\|}$  follows an uniform law on the sphere independent from  $\|\tilde{\epsilon}\|$ , it comes

$$H_{\Sigma} := \nabla^2 \tilde{G}(\varphi(\beta^*)) = \mathbb{E} \left[ \frac{1}{\|\tilde{\epsilon}\|} \right] \left( \Sigma^{-1} - \Sigma^{-1/2} \mathbb{E} \left[ \frac{\tilde{\epsilon}}{\|\tilde{\epsilon}\|} \frac{\tilde{\epsilon}^T}{\|\tilde{\epsilon}\|} \right] \Sigma^{-1/2} \right) \otimes \mathbb{E} [XX^T]$$

leading to

$$H_{\Sigma} = \mathbb{E} \left[ \frac{1}{\|\mathcal{N}(0, I_q)\|} \right] \frac{q-1}{q} \Sigma^{-1} \otimes \mathbb{E} [XX^T]$$

which is positive definite as soon as  $\mathbb{E} [XX^T]$  is. Then, Assumption **(A2)** in Godichon-Baggioni (2019a) is so satisfied.

Note that, for  $q > 1$ , if  $Z \sim \mathcal{N}(0, I_q)$ ,  $U = \|Z\| \sim \chi(q)$  (chi-distribution) with pdf:  $f_q(u) = \frac{u^{q-1} e^{-u^2/2}}{2^{q/2-1} \Gamma(\frac{q}{2})}$  for  $u \geq 0$ . Hence,

$$\mathbb{E} \left[ \frac{1}{\|\mathcal{N}(0, I_q)\|} \right] = \mathbb{E} \left( \frac{1}{U} \right) = \int_0^\infty \frac{1}{u} f_q(u) du = \int_0^\infty \frac{2^{(q-1)/2-1} \Gamma(\frac{q-1}{2})}{2^{q/2-1} \Gamma(\frac{q}{2})} f_{q-1}(u) du = \frac{1}{\sqrt{2}} \frac{\Gamma(\frac{q-1}{2})}{\Gamma(\frac{q}{2})}.$$

**The Hessian is Lipschitz:** Let us now prove that the Hessian is Lipschitz. Note that for all  $\beta, \beta' \in \mathcal{M}_{q,p}(\mathbb{R})$ ,

$$\begin{aligned} \|\nabla^2 \tilde{G}_{\Sigma}(\varphi(\beta)) - \nabla^2 \tilde{G}_{\Sigma}(\varphi(\beta'))\|_F &\leq \mathbb{E} \left[ \left\| \frac{1}{\|Y - \beta X\|_{\Sigma^{-1}}} - \frac{1}{\|Y - \beta' X\|_{\Sigma^{-1}}} \right\| \|\Sigma^{-1}\|_F \|X\|^2 \right] =: R'_1 \\ &+ \mathbb{E} \left[ \frac{1}{\|Y - \beta' X\|_{\Sigma^{-1}}} \left\| \frac{\Sigma^{-1}(Y - \beta X)}{\|Y - \beta X\|_{\Sigma^{-1}}} \frac{(Y - \beta X)^T \Sigma^{-1}}{\|Y - \beta X\|_{\Sigma^{-1}}} - \frac{\Sigma^{-1}(Y - \beta' X)}{\|Y - \beta' X\|_{\Sigma^{-1}}} \frac{(Y - \beta' X)^T \Sigma^{-1}}{\|Y - \beta' X\|_{\Sigma^{-1}}} \right\|_F \|X\|^2 \right] =: R'_2. \end{aligned}$$

Analogously to the proof of Theorem 2, the gradient of the functional  $\beta \rightarrow \frac{1}{\|Y - \beta X\|_{\Sigma^{-1}}}$  is given by  $\frac{\Sigma^{-1}(Y - \beta X)}{\|Y - \beta X\|_{\Sigma^{-1}}^3} \odot X$ , leading to

$$\begin{aligned} R'_1 &\leq \int_0^1 \mathbb{E} \left[ \frac{\|\Sigma^{-1/2}\|_F}{\|Y - (\beta + t(\beta' - \beta))X\|_{\Sigma^{-1}}^2} \|\Sigma^{-1}\|_F \|X\|^3 \right] dt \\ &\leq \left( 1 + \frac{1}{q 2^{q/2} \Gamma(q/2)} \frac{1}{q-2} \right) \|\Sigma^{-1/2}\|_F \|\Sigma^{-1}\|_F \mathbb{E} [\|X\|^3] \end{aligned}$$

In addition, since for all  $\beta, \beta' \in \mathcal{M}_{q,p}(\mathbb{R})$

$$\begin{aligned} \left\| \frac{\Sigma^{-1}(Y - \beta X)}{\|Y - \beta X\|_{\Sigma^{-1}}} - \frac{\Sigma^{-1}(Y - \beta' X)}{\|Y - \beta' X\|_{\Sigma^{-1}}} \right\| &\leq \left\| \Sigma^{-1/2} \frac{\Sigma^{-1/2}(Y - \beta X)}{\|\Sigma^{-1/2}(Y - \beta X)\|} - \frac{\Sigma^{-1}(Y - \beta' X)}{\|\Sigma^{-1/2}(Y - \beta' X)\|} \right\| \\ &\leq \|\Sigma^{-1/2}\|_F \frac{\|\Sigma^{-1/2}(\beta X - \beta' X)\|}{\|Y - \beta' X\|_{\Sigma^{-1}}} \leq \frac{\|\Sigma^{-1/2}\|_F^2 \|X\|}{\|Y - \beta' X\|_{\Sigma^{-1}}} \|\beta - \beta'\|_F \end{aligned}$$

Then, since  $aa^T - bb^T = (a - b)a^T - b(b^T - a^T)$  and using Cauchy Schwarz inequality,

$$\begin{aligned} R'_2 &\leq \|\Sigma^{-1/2}\|_F^3 \mathbb{E} \left[ \mathbb{E} \left[ \left( \frac{1}{\|Y - \beta' X\|_{\Sigma^{-1}}^2} + \frac{1}{\|Y - \beta X\|_{\Sigma^{-1}} \|Y - \beta' X\|_{\Sigma^{-1}}} \right) |X\| \|X\|^3 \right] \|\beta - \beta'\|_F \right] \\ &\leq \left( 1 + \frac{1}{q 2^{q/2} \Gamma(q/2)} \frac{1}{q-2} \right) \|\Sigma^{-1/2}\|_F^3 \mathbb{E} [\|X\|^3] \|\beta - \beta'\|_F \end{aligned}$$

Then, since  $\|\Sigma^{-1/2}\|_F \|\Sigma^{-1}\|_F \leq \|\Sigma^{-1/2}\|_F^3$

$$\|\nabla^2 \tilde{G}_{\Sigma}(\varphi(\beta)) - \nabla^2 \tilde{G}_{\Sigma}(\varphi(\beta'))\|_F \leq 3 \left( 1 + \frac{1}{q 2^{q/2} \Gamma(q/2)} \frac{1}{q-2} \right) \|\Sigma^{-1/2}\|_F^3 \mathbb{E} [\|X\|^3] \|\beta - \beta'\|_F$$

and Assumption **(A5)** in Godichon-Baggioni (2019a) is so satisfied.

**Convergence of the estimates:** Assumptions in Godichon-Baggioni (2019b,a) are fulfilled and it comes

$$\begin{aligned}\|\beta_{n,\Sigma} - \beta^*\|_F^2 &= \|\beta_{n,\varphi} - \varphi(\beta^*)\|^2 = O\left(\frac{\ln n}{n^\gamma}\right) \quad a.s \\ \|\bar{\beta}_{n,\Sigma} - \beta^*\|_F^2 &= \|\bar{\beta}_{n,\varphi} - \varphi(\beta^*)\|^2 = O\left(\frac{\ln n}{n}\right) \quad a.s\end{aligned}$$

In addition, one has

$$\sqrt{n}(\varphi(\bar{\beta}_{n,\Sigma}) - \varphi(\beta^*)) \xrightarrow[n \rightarrow +\infty]{\mathcal{L}} \mathcal{N}(0, H_\Sigma^{-1} V_\Sigma H_\Sigma^{-1})$$

where  $H_\Sigma := \nabla^2 \tilde{G}_\Sigma(\varphi(\beta^*)) = \frac{1}{\sqrt{2}} \frac{(q-1)\Gamma(\frac{q-1}{2})}{q\Gamma(\frac{q}{2})} \Sigma^{-1} \otimes \mathbb{E}[XX^T]$  and

$$\begin{aligned}V_\Sigma &= \mathbb{E}[\nabla \tilde{g}_\Sigma(X, Y, \beta^*) \nabla \tilde{g}_\Sigma(X, Y, \beta^*)^T] = \mathbb{E}\left[\frac{1}{\|Y - \beta^* X\|_{\Sigma^{-1}}^2} \Sigma^{-1} (Y - \beta^* X) (Y - \beta^* X)^T \Sigma^{-1} \otimes XX^T\right] \\ &= \mathbb{E}\left[\frac{1}{\|\epsilon\|_{\Sigma^{-1}}^2} \Sigma^{-1} \epsilon \epsilon^T \Sigma^{-1} \otimes XX^T\right].\end{aligned}$$

Then, since  $\epsilon$  and  $X$  are independent, and since  $\frac{\Sigma^{-1/2}\epsilon}{\|\epsilon\|_{\Sigma^{-1}}} \sim \mathcal{U}(\mathcal{S}^q)$  is independent from  $\|\epsilon\|_{\Sigma^{-1}}$ , it comes

$$V_\Sigma = \Sigma^{-1/2} \mathbb{E}\left[\frac{\Sigma^{-1/2}\epsilon}{\|\epsilon\|_{\Sigma^{-1}}} \left(\frac{\Sigma^{-1/2}\epsilon}{\|\epsilon\|_{\Sigma^{-1}}}\right)^T\right] \Sigma^{-1/2} \otimes \mathbb{E}[XX^T] = \frac{1}{q} \Sigma^{-1} \otimes \mathbb{E}[XX^T]$$

Then, since  $(A \otimes B)(C \otimes D) = (AC) \otimes (BD)$ , it comes

$$\sqrt{n}(\varphi(\bar{\beta}_{n,\Sigma}) - \varphi(\beta^*)) \xrightarrow[n \rightarrow +\infty]{\mathcal{L}} \mathcal{N}\left(0, \frac{2q}{(q-1)^2} \frac{\Gamma(\frac{q}{2})^2}{\Gamma(\frac{q-1}{2})^2} \Sigma \otimes (\mathbb{E}[XX^T])^{-1}\right).$$

Finally, thanks to Godichon-Baggioni (2019a), there are positive constants  $C_{0,\Sigma}, C_{1,\Sigma}$  such that for all  $n \geq 1$

$$\begin{aligned}\|\beta_{n,\Sigma} - \beta^*\|_F^2 &= \|\beta_{n,\Sigma,\varphi} - \varphi(\beta)\|^2 \leq \frac{C_{0,\Sigma}}{n^\gamma} \\ \|\bar{\beta}_{n,\Sigma} - \beta^*\|_F^2 &= \|\bar{\beta}_{n,\Sigma,\varphi} - \varphi(\beta)\|^2 \leq \frac{C_{1,\Sigma}}{n}.\end{aligned}$$

## 9.4 Proof of Theorem 4

In all the sequel, for the sake of simplicity, we denote  $\beta_t := \beta_{n,t}$  for all  $t \geq 0$ . Let us first give a useful result on the Hessian of  $G_n$ .

**Lemma 1.** Suppose that  $\sum_{i=1}^n X_i X_i^T$  is positive, then for all  $\beta \in \mathcal{M}_{q,p}(\mathbb{R})$ , the matrix  $\sum_{i=1}^n \frac{X_i X_i^T}{\|Y_i - \beta X_i\|}$  is positive.

of Lemma 1. Observe that  $\sum_{i=1}^n X_i X_i^T$  positive implies necessary that there are  $p$  indices  $i_1, \dots, i_p$  such that  $\{X_{i_1}, \dots, X_{i_p}\}$  are linearly independent. Then, denoting by  $\succcurlyeq$  the order relation between symmetric matrices, one has

$$\sum_{i=1}^n \frac{X_i X_i^T}{\|Y_i - \beta X_i\|} \succcurlyeq \sum_{j=1}^p \frac{X_{i_j} X_{i_j}^T}{\|Y_{i_j} - \beta X_{i_j}\|} \succcurlyeq \sum_{j=1}^p \frac{X_{i_j} X_{i_j}^T}{\|Y_{i_j}\| + \|\beta\|_F \|X_{i_j}\|} \succ 0.$$

□

Let us now follow the scheme of proof in Beck and Sabach (2015). In this aim, let us first prove the following Lemma (which can be seen as a translation of Lemma 5.1 in Beck and Sabach (2015)).

**Lemma 2.** For all  $\beta' \in \mathcal{M}_{q,p}(\mathbb{R})$ ,

$$\begin{aligned}2G_n(T_n(\beta')) &\leq 2G_n(\beta') + 2\langle \nabla G_n(\beta'), T_n(\beta') - \beta' \rangle_F \\ &\quad + (\varphi(T_n(\beta')) - \varphi(\beta'))^T L_n(\beta') (\varphi(T_n(\beta')) - \varphi(\beta')).\end{aligned}$$

of Lemma 2. Let us consider the functional  $h_n : \mathcal{M}_{q,p}(\mathbb{R}) \times \mathcal{M}_{q,p}(\mathbb{R}) \longrightarrow \mathbb{R}_+$  defined for all  $\beta, \beta'$  by

$$h_n(\beta, \beta') = \frac{1}{n} \sum_{i=1}^n \frac{\|Y_i - \beta X_i\|^2}{\|Y_i - \beta' X_i\|}.$$

Then, the functional  $h_n(\cdot, \beta')$  is quadratic, and writting it in the canonical basis of  $\mathbb{R}^{pq}$ , the Hessian is given by  $2L_n(\beta')$  with  $L_n(\beta') := I_q \otimes \frac{1}{n} \sum_{i=1}^n \frac{X_i X_i^T}{\|Y_i - \beta' X_i\|}$ . Then, denoting by  $\nabla_{\beta} h_n(\cdot, \cdot)$  the gradient of  $h_n$  with respect to the first argument, and with the help of a Taylor's expansion, it comes

$$h_n(\beta, \beta') = h_n(\beta', \beta') + \langle \nabla_{\beta} h_n(\beta', \beta'), \beta - \beta' \rangle + (\varphi(\beta) - \varphi(\beta'))^T L_n(\beta') (\varphi(\beta) - \varphi(\beta'))$$

Observe that  $h(\beta', \beta') = G_n(\beta')$  and that  $\nabla_{\beta} h_n(\beta', \beta') = 2\nabla G_n(\beta')$ , so that

$$h_n(\beta, \beta') = G_n(\beta') + 2 \langle \nabla G_n(\beta'), \beta - \beta' \rangle_F + (\varphi(\beta) - \varphi(\beta'))^T L_n(\beta') (\varphi(\beta) - \varphi(\beta'))$$

Then, taking  $\beta = T_n(\beta')$ , it comes

$$h_n(T_n(\beta'), \beta') = G_n(\beta') + 2 \langle \nabla G_n(\beta'), T_n(\beta') - \beta' \rangle_F + (\varphi(T_n(\beta')) - \varphi(\beta'))^T L_n(\beta') (\varphi(T_n(\beta')) - \varphi(\beta')).$$

In addition, since for all  $a \in \mathbb{R}$  and  $b > 0$  one has  $\frac{a^2}{b} \geq 2a - b$ , it comes that  $h_n(\beta, \beta') \geq 2G_n(\beta) - G_n(\beta')$ . Then

$$2G_n(T_n(\beta')) \leq 2G_n(\beta') + 2 \langle \nabla G_n(\beta'), T_n(\beta') - \beta' \rangle_F + (\varphi(T_n(\beta')) - \varphi(\beta'))^T L_n(\beta') (\varphi(T_n(\beta')) - \varphi(\beta')).$$

□

Let us now prove the following Lemma (which can be seen as a translation of Lemma 5.2 in Beck and Sabach (2015)):

**Lemma 3.** For all  $\beta \in \mathcal{M}_{q,p}(\mathbb{R})$ ,

$$\begin{aligned} G_n(\beta_{t+1}) &\leq G_n(\beta) + \frac{1}{2} (\varphi(\beta_t) - \varphi(\beta))^T L_n(\beta_t) (\varphi(\beta_t) - \varphi(\beta)) \\ &\quad - \frac{1}{2} (\varphi(\beta_{t+1}) - \varphi(\beta))^T L_n(\beta_t) (\varphi(\beta_{t+1}) - \varphi(\beta)). \end{aligned}$$

of Lemma 3. With the help of Lemma 2, one has taking  $\beta' = \beta_t$ ,

$$G_n(\beta_{t+1}) \leq G_n(\beta_t) + \langle \nabla G_n(\beta_t), \beta_{t+1} - \beta_t \rangle_F + \frac{1}{2} (\varphi(\beta_{t+1}) - \varphi(\beta_t))^T L_n(\beta_t) (\varphi(\beta_{t+1}) - \varphi(\beta_t)).$$

In addition, since  $G_n$  is convex, one has for any  $\beta \in \mathcal{M}_{q,p}(\mathbb{R})$ ,  $G_n(\beta_t) \leq G_n(\beta) + \langle \nabla G_n(\beta_t), \beta_t - \beta \rangle_F$ , leading to

$$\begin{aligned} G_n(\beta_{t+1}) &\leq G_n(\beta) + \langle \nabla G_n(\beta_t), \beta_t - \beta \rangle_F + \langle \nabla G_n(\beta_t), \beta_{t+1} - \beta_t \rangle_F \\ &\quad + \frac{1}{2} (\varphi(\beta_{t+1}) - \varphi(\beta_t))^T L_n(\beta_t) (\varphi(\beta_{t+1}) - \varphi(\beta_t)) \\ &= G_n(\beta) + \langle \nabla G_n(\beta_t), \beta_{t+1} - \beta \rangle_F + \frac{1}{2} (\varphi(\beta_{t+1}) - \varphi(\beta_t))^T L_n(\beta_t) (\varphi(\beta_{t+1}) - \varphi(\beta_t)). \end{aligned}$$

In addition, remark that equality (14) can be written as

$$\nabla G_n(\beta_t) = -(\beta_{t+1} - \beta_t) \frac{1}{n} \sum_{i=1}^n \frac{X_i X_i^T}{\|Y_i - \beta_t X_i\|}$$

which can be written, in the basis of  $\mathbb{R}^{pq}$  as

$$\nabla \tilde{G}_n(\varphi(\beta_t)) = -L_n(\beta_t) (\varphi(\beta_{t+1}) - \varphi(\beta_t))$$



Then, following Beck and Sabach (2015),

$$\begin{aligned} -\langle \nabla G_n(\beta_t), \beta_{t+1} - \beta \rangle_F &= (\varphi(\beta_{t+1}) - \varphi(\beta_t))^T L_n(\beta_t) (\varphi(\beta_{t+1}) - \varphi(\beta)) \\ &= \frac{1}{2} (\varphi(\beta_{t+1}) - \varphi(\beta))^T L_n(\beta_t) (\varphi(\beta_{t+1}) - \varphi(\beta)) + \frac{1}{2} (\varphi(\beta_{t+1}) - \varphi(\beta_t))^T L_n(\beta_t) (\varphi(\beta_{t+1}) - \varphi(\beta_t)) \\ &\quad - \frac{1}{2} (\varphi(\beta_t) - \varphi(\beta))^T L_n(\beta_t) (\varphi(\beta_t) - \varphi(\beta)). \end{aligned}$$

Then, for any  $\beta \in \mathcal{M}_{q,p}(\mathbb{R})$ ,

$$G_n(\beta_{t+1}) \leq G_n(\beta) + \frac{1}{2} (\varphi(\beta_t) - \varphi(\beta))^T L_n(\beta_t) (\varphi(\beta_t) - \varphi(\beta)) - \frac{1}{2} (\varphi(\beta_{t+1}) - \varphi(\beta))^T L_n(\beta_t) (\varphi(\beta_{t+1}) - \varphi(\beta)).$$

□

We can now prove Theorem 4.

*Proof of Theorem 4.* First, with the help of Lemma 3, it comes taking  $\beta = \beta_t$

$$G_n(\beta_{t+1}) \leq G_n(\beta_t) - \frac{1}{2} (\varphi(\beta_{t+1}) - \varphi(\beta_t))^T L_n(\beta_t) (\varphi(\beta_{t+1}) - \varphi(\beta_t)). \quad (24)$$

and since  $L_n(\beta_t)$  is positive, it comes that the sequence  $(G_n(\beta_t))_{t \geq 0}$  is decreasing, and since  $G_n$  is lower bounded by 0, it means that it converges to a non negative constant  $G_\infty$ . Now, since the functional  $G_n$  is strictly convex (as  $\frac{1}{n} \sum_{i=1}^n X_i X_i^T$  is assumed to be positive), it means that there are a positive constant  $r_0$  and a rank  $t_0$  such that for all  $t \geq t_0$ ,  $\|\beta_t\|_F \leq r_0$ , and in a particular case, the sequence  $(\beta_t)_t$  is bounded, and let us denote by  $\mathcal{K}$  a compact containing this sequence. Observe that on this compact,  $L_n(\cdot)$  is uniformly lower bounded by a positive matrix  $L_{\mathcal{K}}$ . Let us now consider a converging subsequence  $\beta_{u_t}$  of  $(\beta_t)$ , and let us denote by  $\beta_u$  its limit. Then, since  $G(\beta_t)$  converges to  $G_\infty$ , inequality (24) can be written as

$$\begin{aligned} &0 \leq \frac{1}{2} \lambda_{\min}(L_{\mathcal{K}}) \|T_n(\beta_{u_t}) - \beta_{u_t}\|_F^2 \\ &\leq \frac{1}{2} (\varphi(T_n(\beta_{u_t})) - \varphi(\beta_{u_t}))^T L_n(\beta_t) (\varphi(T_n(\beta_{u_t})) - \varphi(\beta_{u_t})) \leq G_n(\beta_{u_t}) - G_n(\beta_{u_{t+1}}) \xrightarrow{t \rightarrow +\infty} 0 \end{aligned}$$

Then, since  $\lambda_{\min}(L_{\mathcal{K}}) > 0$ ,  $\|T_n(\beta_{u_t}) - \beta_{u_t}\|$  converges to 0, and  $\beta_u$  is so the fixed point of  $T_n$ . In addition,

$$\lim_{t \rightarrow \infty} G_n(\beta_t) = \lim_{t \rightarrow \infty} G_n(\beta_{u_t}) = G_n(\hat{\beta}_n)$$

where  $\hat{\beta}_n$  is the minimizer of  $G_n$ . Then, thanks to Lemma 1,  $G_n$  is locally strongly convex, which implies that  $\beta_t$  converges to  $\hat{\beta}_n$ . □

## 9.5 Proof of Theorem 5

In all the sequel, for the sake of simplicity, we denote  $\beta_{t,\Sigma} := \beta_{n,t,\Sigma}$  for all  $t \geq 0$ . The aim is to adapt the proof of Theorem 4 in this context. First, observe that Lemma 1 can be directly derivated. We now prove the analogue of Lemma 2 and 3.

**Lemma 4.** For all  $\beta' \in \mathcal{M}_{q,p}(\mathbb{R})$ ,

$$\begin{aligned} 2G_{n,\Sigma}(T_{n,\Sigma}(\beta')) &\leq 2G_{n,\Sigma}(\beta') + 2\langle \nabla G_{n,\Sigma}(\beta'), T_{n,\Sigma}(\beta') - \beta' \rangle_F \\ &\quad + (\varphi(T_{n,\Sigma}(\beta')) - \varphi(\beta'))^T L_{n,\Sigma}(\beta') (\varphi(T_{n,\Sigma}(\beta')) - \varphi(\beta')). \end{aligned}$$

*of Lemma 4.* Let us consider the functional  $h_{n,\Sigma} : \mathcal{M}_{q,p}(\mathbb{R}) \times \mathcal{M}_{q,p}(\mathbb{R}) \rightarrow \mathbb{R}_+$  defined for all  $\beta, \beta'$  by

$$h_{n,\Sigma}(\beta, \beta') = \frac{1}{n} \sum_{i=1}^n \frac{\|Y_i - \beta X_i\|_{\Sigma^{-1}}^2}{\|Y_i - \beta' X_i\|_{\Sigma^{-1}}}.$$

Then, the functional  $h_{n,\Sigma}(\cdot, \beta')$  is quadratic, and writing it in the canonical basis of  $\mathbb{R}^{pq}$ , the Hessian is given by  $2L_{n,\Sigma}(\beta')$  with  $L_{n,\Sigma}(\beta') := \Sigma^{-1} \otimes \frac{1}{n} \sum_{i=1}^n \frac{X_i X_i^T}{\|Y_i - X_i \beta'\|_{\Sigma^{-1}}}$ . Then, with analogous developpement as in the proof of Lemma 2, for all  $\beta, \beta' \in \mathcal{M}_{q,p}(\mathbb{R})$ ,

$$h_{n,\Sigma}(\beta, \beta') = G_{n,\Sigma}(\beta') + 2 \langle \nabla G_{n,\Sigma}(\beta'), \beta - \beta' \rangle_F + (\varphi(\beta) - \varphi(\beta'))^T L_{n,\Sigma}(\beta') (\varphi(\beta) - \varphi(\beta'))$$

and taking  $\beta = T_{n,\Sigma}(\beta')$ , it comes

$$\begin{aligned} 2G_{n,\Sigma}(T_{n,\Sigma}(\beta')) &\leq 2G_{n,\Sigma}(\beta') + 2 \langle \nabla G_{n,\Sigma}(\beta'), T_{n,\Sigma}(\beta') - \beta' \rangle_F \\ &\quad + (\varphi(T_{n,\Sigma}(\beta')) - \varphi(\beta'))^T L_{n,\Sigma}(\beta') (\varphi(T_{n,\Sigma}(\beta')) - \varphi(\beta')). \end{aligned}$$

□

We can now translate Lemma 3 in this context.

**Lemma 5.** *For any  $\beta \in \mathcal{M}_{q,p}(\mathbb{R})$ ,*

$$\begin{aligned} G_{n,\Sigma}(\beta_{t+1,\Sigma}) &\leq G_{n,\Sigma}(\beta) + \frac{1}{2} (\varphi(\beta_{t,\Sigma}) - \varphi(\beta))^T L_{n,\Sigma}(\beta_{t,\Sigma}) (\varphi(\beta_{t,\Sigma}) - \varphi(\beta)) \\ &\quad - \frac{1}{2} (\varphi(\beta_{t+1,\Sigma}) - \varphi(\beta))^T L_{n,\Sigma}(\beta_{t,\Sigma}) (\varphi(\beta_{t+1,\Sigma}) - \varphi(\beta)). \end{aligned}$$

of Lemma 5. With the help of Lemma 2 and as in the proof of Lemma 3, one has for all  $\beta \in \mathcal{M}_{q,p}(\mathbb{R})$ ,

$$\begin{aligned} G_{n,\Sigma}(\beta_{t+1,\Sigma}) &= G_{n,\Sigma}(\beta) + \langle \nabla G_{n,\Sigma}(\beta_{t,\Sigma}), \beta_{t+1,\Sigma} - \beta \rangle_F \\ &\quad + \frac{1}{2} (\varphi(\beta_{t+1,\Sigma}) - \varphi(\beta_{t,\Sigma}))^T L_{n,\Sigma}(\beta_{t,\Sigma}) (\varphi(\beta_{t+1,\Sigma}) - \varphi(\beta_{t,\Sigma})). \end{aligned}$$

In addition, remark that equality (16) can be written as

$$\nabla G_{n,\Sigma}(\beta_{t,\Sigma}) = -\Sigma^{-1} (\beta_{t+1,\Sigma} - \beta_{t,\Sigma}) \frac{1}{n} \sum_{i=1}^n \frac{X_i X_i^T}{\|Y_i - \beta_{t,\Sigma} X_i\|_{\Sigma^{-1}}}$$

which can be written, in the basis of  $\mathbb{R}^{pq}$  as

$$\nabla \tilde{G}_{n,\Sigma}(\varphi(\beta_{t,\Sigma})) = -L_{n,\Sigma}(\beta_{t,\Sigma}) (\varphi(\beta_{t+1,\Sigma}) - \varphi(\beta_{t,\Sigma}))$$

Then, for any  $\beta \in \mathcal{M}_{q,p}(\mathbb{R})$ ,

$$\begin{aligned} G_{n,\Sigma}(\beta_{t+1,\Sigma}) &\leq G_{n,\Sigma}(\beta) + \frac{1}{2} (\varphi(\beta_{t,\Sigma}) - \varphi(\beta))^T L_{n,\Sigma}(\beta_{t,\Sigma}) (\varphi(\beta_{t,\Sigma}) - \varphi(\beta)) \\ &\quad - \frac{1}{2} (\varphi(\beta_{t+1,\Sigma}) - \varphi(\beta))^T L_{n,\Sigma}(\beta_{t,\Sigma}) (\varphi(\beta_{t+1,\Sigma}) - \varphi(\beta)). \end{aligned}$$

□

Thus, the proof of Theorem 5 is now the same as the one of Theorem 4.

## 9.6 Proof of Theorem 6

**Writing in the basis of  $\mathbb{R}^{pq}$ :** Vectorizing  $\beta$ , the gradient in the basis of  $\mathbb{R}^{pq}$  can be written as

$$\nabla \tilde{G}_{\Sigma,\lambda}(\varphi(\beta)) = -\mathbb{E} \left[ \underbrace{\frac{1}{\|Y - \beta X\|_{\Sigma^{-1}}} \left( \Sigma^{-1} (Y - \beta X) \right) \odot X - \lambda \frac{\beta}{\|\beta\|_F} \mathbf{1}_{\beta \neq 0}}_{=: \nabla \tilde{g}_{\Sigma,\lambda}(X, Y, \beta)} \right].$$

Hence, here again, the stochastic gradient and the one derived from  $\nabla \tilde{G}_{\Sigma, \lambda}$  are equivalent. Indeed, considering the stochastic gradient algorithm defined recursively for all  $n \geq 0$  by

$$\beta_{n+1, \Sigma, \lambda, \varphi} = \beta_{n, \Sigma, \lambda, \varphi} + \gamma_{n+1} \left( \nabla \tilde{g}_{\Sigma} (X_{n+1}, Y_{n+1}, \beta_{n, \Sigma, \lambda, \varphi}) - \lambda \frac{\beta_{n, \Sigma, \lambda, \varphi}}{\|\beta_{n, \Sigma, \lambda, \varphi}\|_F} \mathbf{1}_{\beta_{n, \Sigma, \lambda, \varphi} \neq 0} \right)$$

and denoting by  $\bar{\beta}_{n, \Sigma, \lambda, \varphi}$  its weighted averaged version, one has  $\beta_{n, \Sigma, \lambda, \varphi} = \varphi(\beta_{n, \Sigma, \lambda})$  and  $\bar{\beta}_{n, \Sigma, \lambda, \varphi} = \varphi(\bar{\beta}_{n, \Sigma, \lambda})$ . Be careful that here, the functional  $G_{\Sigma, \lambda}$  is not twice continuously differentiable, and the Hessian, when it exists, is not uniformly bounded. We so refer to Pelletier (1998) and Pelletier (2000) for asymptotic results.

**Bounding the gradient:** As soon as  $X$  admits a moment of order  $2a$  for some  $a \geq 1$ , one has for any  $\beta \in \mathcal{M}_{q, p}(\mathbb{R})$

$$\mathbb{E} \left[ \|\nabla \tilde{g}_{\Sigma, \lambda} (X, Y, \varphi(\beta))\|^{2a} \right] \leq 2^{2a-1} \frac{q}{\sqrt{\lambda_{\min}(\Sigma)}} \mathbb{E} [\|X\|^{2a}] + 2^{2a-1}.$$

**Bounding the Hessian on a neighborhood of  $\beta_{\lambda}^*$ .** The Hessian is given for all  $\beta \neq 0$  by

$$\nabla^2 \tilde{G}_{\Sigma}(\varphi(\beta)) = \mathbb{E} \left[ \frac{1}{\|Y - \beta X\|_{\Sigma^{-1}}} \left( \Sigma^{-1} - \frac{\Sigma^{-1}(Y - \beta X)(Y - \beta X)^T \Sigma^{-1}}{\|Y - \beta X\|_{\Sigma^{-1}}^2} \right) \otimes XX^T \right] + \frac{1}{\|\beta\|_F} \left( I_{pq} - \frac{\varphi(\beta)\varphi(\beta)^T}{\|\beta\|_F^2} \right). \quad (25)$$

Moreover, as in Theorem 2, one has with the help of Lemma 9,

$$\begin{aligned} \|\nabla^2 \tilde{G}_{\Sigma, \lambda}(\varphi(\beta))\|_F &\leq \mathbb{E} \left[ \mathbb{E} \left[ \frac{1}{\|Y - \beta X\|_{\Sigma^{-1}}} |X| \right] \|\Sigma^{-1}\|_F \|X\|^2 \right] + \frac{pq}{\|\beta\|_F} \\ &\leq \left( 1 + \frac{1}{q 2^{q/2-1} \Gamma(q/2)} \frac{1}{q-1} \right) \|\Sigma^{-1}\|_F \mathbb{E} [\|X\|^2] + \frac{pq}{\|\beta\|_F} \end{aligned}$$

and the Hessian is so continuous and bounded on a neighborhood of  $\beta^* \neq 0$ . Observe that it is unfortunately not possible here to get a nice writing of  $H_{\Sigma, \lambda} = \nabla^2 \tilde{G}_{\Sigma, \lambda}(\beta_{\lambda}^*)$ .

**The Hessian is Lipschitz on a neighborhood of  $\beta_{\lambda}^*$ :** Let us now prove that the Hessian is locally Lipschitz. Let  $\|\beta_{\lambda}^*\|_F > \epsilon > 0$  and  $V_{\epsilon}$  a neighborhood of  $\beta_{\lambda}^*$  such that for all  $\beta \in V_{\epsilon}$ ,  $\|\beta\|_F \geq \epsilon/2$ . Then, for all  $\beta, \beta' \in V_{\epsilon}$ ,

$$\|\nabla^2 \tilde{G}_{\Sigma, \lambda}(\varphi(\beta)) - \nabla^2 \tilde{G}_{\Sigma, \lambda}(\varphi(\beta'))\|_F \leq \|\nabla^2 \tilde{G}_{\Sigma}(\varphi(\beta)) - \nabla^2 \tilde{G}_{\Sigma}(\varphi(\beta'))\|_F + \left| \frac{1}{\|\beta\|_F} - \frac{1}{\|\beta'\|_F} \right| + \left| \frac{\beta}{\|\beta\|_F} - \frac{\beta'}{\|\beta'\|_F} \right|.$$

Furthermore,

$$\left| \frac{1}{\|\beta\|_F} - \frac{1}{\|\beta'\|_F} \right| \leq \frac{\|\beta - \beta'\|_F}{\|\beta\|_F \|\beta'\|_F} \leq \frac{4}{\epsilon^2} \|\beta - \beta'\|_F$$

In a same way

$$\left| \frac{\beta}{\|\beta\|_F} - \frac{\beta'}{\|\beta'\|_F} \right| \leq \frac{\|\beta - \beta'\|_F}{\|\beta'\|_F} \leq \frac{\epsilon}{2} \|\beta - \beta'\|_F.$$

Then, the Hessian is  $3 \left( 1 + \frac{1}{q 2^{q/2-1} \Gamma(q/2)} \frac{1}{q-2} \right) \|\Sigma^{-1/2}\|_F^3 \mathbb{E} [\|X\|^3] + \frac{4}{\epsilon^2} + \frac{2}{\epsilon}$  Lipschitz on  $V_{\epsilon}$ .

**Convergence of the estimates:** Assumptions in Godichon-Baggioni (2019b,a) are fulfilled and it comes

$$\begin{aligned} \|\beta_{n, \Sigma} - \beta^*\|_F^2 &= \|\beta_{n, \varphi} - \varphi(\beta^*)\|_F^2 = O\left(\frac{\ln n}{n^{\gamma}}\right) \quad a.s \\ \|\bar{\beta}_{n, \Sigma} - \beta^*\|_F^2 &= \|\bar{\beta}_{n, \varphi} - \varphi(\beta^*)\|_F^2 = O\left(\frac{\ln n}{n}\right) \quad a.s \end{aligned}$$

In addition, one has

$$\sqrt{n} \left( \varphi(\bar{\beta}_{n, \Sigma, \lambda}) - \varphi(\beta_{\lambda}^*) \right) \xrightarrow[n \rightarrow +\infty]{\mathcal{L}} \mathcal{N}(0, H_{\Sigma, \lambda}^{-1} V_{\Sigma, \lambda} H_{\Sigma, \lambda}^{-1})$$

where  $H_{\Sigma, \lambda} := \nabla^2 \tilde{G}_{\Sigma, \lambda}(\varphi(\beta_{\lambda}^*))$  and  $V_{\Sigma, \lambda} = \mathbb{E} [\nabla \tilde{g}_{\Sigma, \lambda}(X, Y, \beta^*) \nabla \tilde{g}_{\Sigma, \lambda}(X, Y, \beta^*)^T]$ .

## 9.7 Proof of Theorem 7

In all the sequel, for the sake of simplicity, we denote  $\beta_{t,\Sigma,\lambda} := \beta_{n,t,\Sigma,\lambda}$  for all  $t \geq 0$ . The aim is to adapt the proof of Theorem 4 in this context, i.e to translate and prove the lemma. First, observe that Lemma 1 can be directly derivated.

**Lemma 6.** For all  $\beta' \in \mathcal{M}_{q,p}(\mathbb{R}) \setminus \{0\}$ ,

$$2G_{n,\Sigma,\lambda}(T_{n,\varphi,\Sigma,\lambda}(\beta')) \leq 2G_{n,\Sigma,\lambda}(\beta') + 2 \langle \nabla \tilde{G}_{n,\Sigma,\lambda}(\beta'), T_{n,\varphi,\Sigma,\lambda}(\beta') - \varphi(\beta') \rangle \\ + (T_{n,\varphi,\Sigma,\lambda}(\beta') - \varphi(\beta'))^T L_{n,\Sigma,\lambda}(\beta') (T_{n,\varphi,\Sigma,\lambda}(\beta') - \varphi(\beta')).$$

with  $L_{n,\Sigma,\lambda}(\beta') := \Sigma^{-1} \otimes \frac{1}{n} \sum_{i=1}^n \frac{X_i X_i^T}{\|Y_i - X_i \beta'\|_{\Sigma^{-1}}} + \frac{\lambda}{\beta'} I_{pq}$ .

of Lemma 6. Let us consider the functional  $h_{n,\Sigma} : \mathcal{M}_{q,p}(\mathbb{R}) \times \mathcal{M}_{q,p}(\mathbb{R}) \longrightarrow \mathbb{R}_+$  defined for all  $\beta, \beta'$  with  $\beta' \neq 0$  by

$$h_{n,\Sigma,\lambda}(\beta, \beta') = \frac{1}{n} \sum_{i=1}^n \frac{\|Y_i - \beta X_i\|_{\Sigma^{-1}}^2}{\|Y_i - \beta' X_i\|_{\Sigma^{-1}}} + \lambda \frac{\|\beta\|_F}{\|\beta'\|_F}.$$

Then, the functional  $h_{n,\Sigma,\lambda}(\cdot, \beta')$  is quadratic, and writting it in the canonical basis of  $\mathbb{R}^{pq}$ , the Hessian is given by  $2L_{n,\Sigma,\lambda}(\beta')$  with  $L_{n,\Sigma,\lambda}(\beta') := \Sigma^{-1} \otimes \frac{1}{n} \sum_{i=1}^n \frac{X_i X_i^T}{\|Y_i - X_i \beta'\|_{\Sigma^{-1}}} + \frac{\lambda}{\beta'} I_{pq}$ . Then, with analogous development as in the proof of Lemma 2, for all  $\beta, \beta' \in \mathcal{M}_{q,p}(\mathbb{R})$  with  $\beta' \neq 0$ ,

$$h_{n,\Sigma,\lambda}(\beta, \beta') = G_{n,\Sigma,\lambda}(\beta') + 2 \langle \nabla G_{n,\Sigma,\lambda}(\beta'), \beta - \beta' \rangle_F + (\varphi(\beta) - \varphi(\beta'))^T L_{n,\Sigma,\lambda}(\beta') (\varphi(\beta) - \varphi(\beta'))$$

and taking  $\beta = T_{n,\varphi,\Sigma,\lambda}(\beta_{t,\Sigma,\lambda})$ , it comes

$$2G_{n,\Sigma,\lambda}(T_{n,\varphi,\Sigma,\lambda}(\beta')) \leq 2G_{n,\Sigma,\lambda}(\beta') + 2 \langle \nabla \tilde{G}_{n,\Sigma,\lambda}(\beta'), T_{n,\varphi,\Sigma,\lambda}(\beta') - \varphi(\beta') \rangle \\ + (T_{n,\varphi,\Sigma,\lambda}(\beta') - \varphi(\beta'))^T L_{n,\Sigma,\lambda}(\beta') (T_{n,\varphi,\Sigma,\lambda}(\beta') - \varphi(\beta')).$$

□

We can now translate Lemma 3 in this context.

**Lemma 7.** For any  $\beta \in \mathcal{M}_{q,p}(\mathbb{R})$ ,

$$G_{n,\Sigma}(\beta_{t+1,\Sigma,\lambda}) \leq G_{n,\Sigma,\lambda}(\beta) + \frac{1}{2} (\varphi(\beta_{t,\Sigma,\lambda}) - \varphi(\beta))^T L_{n,\Sigma,\lambda}(\beta_{t,\Sigma,\lambda}) (\varphi(\beta_{t,\Sigma,\lambda}) - \varphi(\beta)) \\ - \frac{1}{2} (\varphi(\beta_{t+1,\Sigma,\lambda}) - \varphi(\beta))^T L_{n,\Sigma,\lambda}(\beta_{t,\Sigma,\lambda}) (\varphi(\beta_{t+1,\Sigma,\lambda}) - \varphi(\beta)).$$

of Lemma 7. With the help of Lemma 2 and as in the proof of Lemma 3, one has for all  $\beta \in \mathcal{M}_{q,p}(\mathbb{R})$ ,

$$G_{n,\Sigma}(\beta_{t+1,\Sigma}) = G_{n,\Sigma}(\beta) + \langle \nabla G_{n,\Sigma}(\beta_{t,\Sigma}), \beta_{t+1,\Sigma} - \beta \rangle_F \\ + \frac{1}{2} (\varphi(\beta_{t+1,\Sigma}) - \varphi(\beta_{t,\Sigma}))^T L_{n,\Sigma}(\beta_{t,\Sigma}) (\varphi(\beta_{t+1,\Sigma}) - \varphi(\beta_{t,\Sigma})).$$

In addition, remark that equality (20) can be written as

$$\nabla \tilde{G}_{n,\Sigma,\lambda}(\varphi(\beta_{t,\Sigma})) = L_{n,\Sigma,\lambda}(\beta_{t,\Sigma,\lambda}) (\varphi(\beta_{t+1,\Sigma,\lambda}) - \varphi(\beta_{t,\Sigma,\lambda}))$$

Then, for any  $\beta \in \mathcal{M}_{q,p}(\mathbb{R})$ ,

$$G_{n,\Sigma,\lambda}(\beta_{t+1,\Sigma,\lambda}) \leq G_{n,\Sigma,\lambda}(\beta) + \frac{1}{2} (\varphi(\beta_{t,\Sigma,\lambda}) - \varphi(\beta))^T L_{n,\Sigma,\lambda}(\beta_{t,\Sigma,\lambda}) (\varphi(\beta_{t,\Sigma,\lambda}) - \varphi(\beta)) \\ - \frac{1}{2} (\varphi(\beta_{t+1,\Sigma,\lambda}) - \varphi(\beta))^T L_{n,\Sigma,\lambda}(\beta_{t,\Sigma,\lambda}) (\varphi(\beta_{t+1,\Sigma,\lambda}) - \varphi(\beta)).$$

□

Thus, as in the proof of Theorem 4, taking  $\beta = \beta_{t,\Sigma,\lambda}$ , it comes

$$\begin{aligned} G_{n,\Sigma,\lambda}(\beta_{t+1,\Sigma,\lambda}) &\leq G_{n,\Sigma,\lambda}(\beta_{t,\Sigma,\lambda}) \\ &\quad - \frac{1}{2} (\varphi(\beta_{t+1,\Sigma,\lambda}) - \varphi(\beta_{t,\Sigma,\lambda}))^T L_{n,\Sigma,\lambda}(\beta_{t,\Sigma,\lambda}) (\varphi(\beta_{t+1,\Sigma,\lambda}) - \varphi(\beta_{t,\Sigma,\lambda})) \end{aligned} \quad (26)$$

Then,  $(G_{n,\Sigma,\lambda}(\beta_{t+1,\Sigma,\lambda}))_t$  is a decreasing sequence and converges to a non negative constant  $G_{\infty,\Sigma,\lambda}$ . Here again,  $G_{n,\Sigma,\lambda}$  is strictly convex and this means that  $\beta_{t,\Sigma,\lambda}$  belongs to a compact  $\mathcal{K}$ . In addition, since  $\epsilon$  is Gaussian, observe that for all  $t$ ,  $\beta_{t,\Sigma,\lambda} \neq 0$  almost surely. Then, for any  $t$ ,  $L_{n,\Sigma,\lambda}(\beta_{t,\Sigma,\lambda})$  is positive, and  $\lambda_{\min}(L_{n,\Sigma,\lambda}(\beta_{t,\Sigma,\lambda})) \geq \frac{\lambda}{\|\beta_t\|}$ . Then, denoting by  $D_{\mathcal{K}} = \sup\{\|\beta\|, \beta \in \mathcal{K}\}$ , it comes that for any  $t$ ,  $\lambda_{\min}(L_{n,\Sigma,\lambda}(\beta_{t,\Sigma,\lambda})) \geq \frac{\lambda}{D_{\mathcal{K}}}$ . Then, one can conclude as in the proof of Theorem 4.

## 9.8 Two useful lemmas

The following lemma ensures that the functional  $G$  is twice continuously differentiable.

**Lemma 8.** *Suppose  $q \geq 3$ , then for any  $a < q$ , and for all  $\beta \in \mathcal{M}_{q,p}(\mathbb{R})$*

$$\mathbb{E} \left[ \frac{1}{\|Y - \beta X\|^a} |X| \right] \leq 1 + \frac{\lambda_{\max}^{q/2}}{q 2^{q/2-1} \Gamma(q/2)} \frac{a}{q-a}.$$

where  $\lambda_{\max} = \lambda_{\max}(\Sigma)$ .

In order to ensure that the functional  $G_{\Sigma}$  is twice differentiable, let us translate Lemma 8 as follows:

**Lemma 9.** *Suppose  $q \geq 3$ , then for any  $a < q$ , and for all  $\beta \in \mathcal{M}_{q,p}(\mathbb{R})$*

$$\mathbb{E} \left[ \frac{1}{\|Y - X\beta\|_{\Sigma^{-1}}^a} |X| \right] \leq 1 + \frac{1}{q 2^{q/2-1} \Gamma(q/2)} \frac{a}{q-a}.$$

of Lemmas 8 and 9. For any  $\beta \in \mathcal{M}_{q,p}(\mathbb{R})$ , one has since  $q \geq 3$  and  $a < q$  and since  $\epsilon \sim \mathcal{N}(0, \Sigma)$ ,

$$\begin{aligned} \mathbb{E} \left[ \frac{1}{\|\epsilon - \beta X + \beta^* X\|_{\Sigma^{-1}}^a} |X| \right] &= \int_0^{+\infty} \mathbb{P} \left[ \|\epsilon - \beta X + \beta^* X\|_{\Sigma^{-1}}^a \leq \frac{1}{t} |X| \right] dt \\ &\leq \int_0^{+\infty} \mathbb{P} \left[ \|\epsilon\|_{\Sigma^{-1}}^a \leq \frac{1}{t} |X| \right] dt \\ &\leq \int_0^{+\infty} \mathbb{P} \left[ \chi_q^2 \leq \frac{1}{t^{2/a}} |X| \right] dt \\ &\leq 1 + \frac{1}{\Gamma(q/2)} \int_1^{+\infty} \gamma(q/2, t^{-2/a}/2) dt \end{aligned}$$

where  $\gamma(., .)$  is the incomplete Gamma function. Then,

$$\begin{aligned} \mathbb{E} \left[ \frac{1}{\|\epsilon - \beta X + \beta^* X\|_{\Sigma^{-1}}^a} |X| \right] &= 1 + \frac{1}{\Gamma(q/2)} \int_1^{+\infty} \int_0^{\frac{1}{2t^{2/a}}} u^{\frac{q}{2}-1} e^{-u} du \\ &\leq 1 + \frac{1}{\Gamma(q/2)} \int_1^{+\infty} \int_0^{\frac{1}{2t^{2/a}}} u^{\frac{q}{2}-1} du \\ &= 1 + \frac{1}{q 2^{q/2-1} \Gamma(q/2)} \int_1^{+\infty} \frac{1}{t^{q/a}} dt \\ &\leq 1 + \frac{1}{2^{q/2-1} \Gamma(q/2)} \frac{a}{q-a} \end{aligned}$$

which concludes the proof of Lemma 9. Analogously, since  $\frac{1}{\lambda_{\min}} \|h\|_{\Sigma} \geq t \|h\| \geq \frac{1}{\lambda_{\max}} \|h\|_{\Sigma}$ ,

$$\begin{aligned}
\mathbb{E} \left[ \frac{1}{\|\epsilon - \beta X + \beta^* X\|^a} |X| \right] &= \int_0^{+\infty} \mathbb{P} \left[ \|\epsilon - \beta X + \beta^* X\|^a \leq \frac{1}{t} |X| \right] dt \\
&\leq \int_0^{+\infty} \mathbb{P} \left[ \|\epsilon - \beta X + \beta^* X\|_{\Sigma^{-1}}^a \leq \frac{\lambda_{\max}^a}{t} |X| \right] dt \\
&\leq \int_0^{+\infty} \mathbb{P} \left[ \|\epsilon\|_{\Sigma^{-1}}^a \leq \frac{\lambda_{\max}^a}{t} |X| \right] dt \\
&\leq 1 + \frac{1}{\Gamma(q/2)} \int_1^{+\infty} \gamma(q/2, \lambda_{\max} t^{-2/a}/2) dt \\
&= 1 + \frac{1}{\Gamma(q/2)} \int_1^{+\infty} \int_0^{\frac{\lambda_{\max}}{t^{2/a}}} u^{\frac{q}{2}-1} e^{-u} du
\end{aligned}$$

where  $\gamma(.,.)$  is the incomplete Gamma function. Then,

$$\begin{aligned}
\mathbb{E} \left[ \frac{1}{\|\epsilon + \beta X - \beta^* X\|^a} |X| \right] &\leq 1 + \frac{1}{\Gamma(q/2)} \int_1^{+\infty} \int_0^{\frac{\lambda_{\max}}{t^{2/a}}} u^{\frac{q}{2}-1} du \\
&= 1 + \frac{\lambda_{\max}^{q/2}}{q 2^{q/2-1} \Gamma(q/2)} \int_1^{+\infty} \frac{1}{t^{q/a}} dt \\
&\leq 1 + \frac{\lambda_{\max}^{q/2}}{q 2^{q/2-1} \Gamma(q/2)} \frac{a}{q-a}
\end{aligned}$$

□

## References

- Agostinelli, C. and Yohai, V. J. (2016). Composite robust estimators for linear mixed models. *Journal of the American Statistical Association*, 111(516):1764–1774.
- Agostinelli, C. and Yohai, V. J. (2022). *robustvarComp: Robust estimation for Variance Component Models*. R package version 0.1-7.
- Agulló, J., Croux, C., and Van Aelst, S. (2008). The multivariate least-trimmed squares estimator. *Journal of Multivariate Analysis*, 99(3):311–338.
- Bach, F. and Moulines, E. (2013). Non-strongly-convex smooth stochastic approximation with convergence rate  $\mathcal{O}(1/n)$ . In *Advances in neural information processing systems*, pages 773–781.
- Banerjee, O., El Ghaoui, L., and D’Aspremont, A. (2008). Model selection through sparse maximum likelihood estimation for multivariate gaussian or binary data. *Journal of Machine Learning Research*, 9:485 – 516.
- Beck, A. and Sabach, S. (2015). Weiszfeld’s method: Old and new results. *Journal of Optimization Theory and Applications*, 164:1–40.
- Ben, M. G., Martínez, E., and Yohai, V. J. (2006). Robust estimation for the multivariate linear model based on a  $\tau$ -scale. *Journal of Multivariate Analysis*, 97(7):1600–1622.
- Boyd, S. and Vandenberghe, L. (2004). *Convex optimization*. Cambridge university press.
- Boyer, C. and Godichon-Baggioni, A. (2020). On the asymptotic rate of convergence of stochastic newton algorithms and their weighted averaged versions. *arXiv preprint arXiv:2011.09706*.
- Cardot, H., Cénac, P., and Monnez, J.-M. (2012). A fast and recursive algorithm for clustering large datasets with k-medians. *Computational Statistics and Data Analysis*, 56:1434–1449.

- Cardot, H., Cénac, P., and Zitt, P.-A. (2013). Efficient and fast estimation of the geometric median in Hilbert spaces with an averaged stochastic gradient algorithm. *Bernoulli*, 19(1):18–43.
- Cardot, H. and Godichon-Baggioni, A. (2015). Fast estimation of the median covariation matrix with application to online robust principal components analysis. *TEST*, pages 1–20.
- Chen, C. (2002). Paper 265-27 robust regression and outlier detection with the robustreg procedure. In *Proceedings of the Proceedings of the Twenty-Seventh Annual SAS Users Group International Conference*.
- Chen, L., Pourahmadi, M., and Maadooliat, M. (2014). Regularized multivariate regression models with skew-t error distributions. *Journal of Statistical Planning and Inference*, 149:125–139.
- Duchi, J., Hazan, E., and Singer, Y. (2011). Adaptive subgradient methods for online learning and stochastic optimization. *Journal of machine learning research*, 12(7).
- Duflo, M. (1997). *Random iterative models*, volume 34 of *Applications of Mathematics (New York)*. Springer-Verlag, Berlin. Translated from the 1990 French original by Stephen S. Wilson and revised by the author.
- Filzmoser, P. and Nordhausen, K. (2021). Robust linear regression for high-dimensional data: An overview. *Wiley Interdisciplinary Reviews: Computational Statistics*, 13(4):e1524.
- Friedman, J., Hastie, T., and Tibshirani, R. (2007). Sparse inverse covariance estimation with the graphical lasso. *Biostatistics*, 9(3):432–441.
- Gadat, S. and Panloup, F. (2017). Optimal non-asymptotic bound of the ruppert-polyak averaging without strong convexity. *arXiv preprint arXiv:1709.03342*.
- Godichon-Baggioni, A. (2019a). Lp and almost sure rates of convergence of averaged stochastic gradient algorithms: locally strongly convex objective. *ESAIM: Probability and Statistics*, 23:841–873.
- Godichon-Baggioni, A. (2019b). Online estimation of the asymptotic variance for averaged stochastic gradient algorithms. *Journal of Statistical Planning and Inference*, 203:1–19.
- Godichon-Baggioni, A. and Robin, S. (2024). A robust model-based clustering based on the geometric median and the Median Covariation Matrix. *Statistics and computing*, pages 24–55.
- Hastie, T., Tibshirani, R., Friedman, J. H., and Friedman, J. H. (2009). *The elements of statistical learning: data mining, inference, and prediction*, volume 2. Springer.
- Hoerl, A. E. and Kennard, R. W. (1970). Ridge regression: Biased estimation for nonorthogonal problems. *Technometrics*, 12(1):55–67.
- Hubert, M., Rousseeuw, P., and Van Aelst, S. (2008). High-breakdown robust multivariate methods. *Statistical Science*, 13:92–119.
- Kraus, D. and Panaretos, V. M. (2012). Dispersion operators and resistant second-order functional data analysis. *Biometrika*, 99:813–832.
- Leluc, R. and Portier, F. (2020). Towards asymptotic optimality with conditioned stochastic gradient descent. *arXiv preprint arXiv:2006.02745*.
- Li, X., Wang, Y., Zhang, Z., Hong, R., Li, Z., and Wang, M. (2021). Rmor-aion: Robust multioutput regression by simultaneously alleviating input and output noises. *IEEE transactions on neural networks and learning systems*, 32(3):1351–1364.
- Mardia, K., Kent, J., and Bibby, J. (1979). *Multivariate analysis*. Academic press.
- Maronna, R. A., Martin, R. D., and Yohai, V. J. (2006). *Robust statistics*. Wiley Series in Probability and Statistics. John Wiley & Sons, Ltd., Chichester. Theory and methods.

- Mokkadem, A. and Pelletier, M. (2011). A generalization of the averaging procedure: The use of two-time-scale algorithms. *SIAM Journal on Control and Optimization*, 49(4):1523–1543.
- Niemiro, W. (1992). Asymptotics for m-estimators defined by convex minimization. *The Annals of Statistics*, pages 1514–1533.
- Öllerer, V., Alfons, A., and Croux, C. (2016). The shooting s-estimator for robust regression. *Computational Statistics*, 31(3):829–844.
- Pelletier, M. (1998). On the almost sure asymptotic behaviour of stochastic algorithms. *Stochastic processes and their applications*, 78(2):217–244.
- Pelletier, M. (2000). Asymptotic almost sure efficiency of averaged stochastic algorithms. *SIAM J. Control Optim.*, 39(1):49–72.
- Perrot-Dockès, M., Lévy-Leduc, C., and Rajjou, L. (2022). Estimation of large block structured covariance matrices: Application to ‘multi-omic’ approaches to study seed quality. *Journal of the Royal Statistical Society: Series C (Applied Statistics)*, 71(1):119–147.
- Perrot-Dockès, M., Lévy-Leduc, C., Sansonnet, L., and Chiquet, J. (2018). Variable selection in multivariate linear models with high-dimensional covariance matrix estimation. *Journal of Multivariate Analysis*, 166:78–97.
- Pesme, S. and Flammarion, N. (2020). Online robust regression via sgd on the l1 loss. *Advances in Neural Information Processing Systems*, 33:2540–2552.
- Polyak, B. and Juditsky, A. (1992). Acceleration of stochastic approximation. *SIAM J. Control and Optimization*, 30:838–855.
- Robbins, H. and Monro, S. (1951). A stochastic approximation method. *The annals of mathematical statistics*, pages 400–407.
- Rothman, A., E., L., and Zhu, J. (2010). Sparse multivariate regression with covariance estimation. *Journal of Computational and Graphical Statistics*, 19(4):947–962.
- Rousseeuw, P. J., Van Aelst, S., Van Driessen, K., and Gulló, J. A. (2004). Robust multivariate regression. *Technometrics*, 46(3):293–305.
- Rousseeuw, P. J. and Van Driessen, K. (2006). Computing lts regression for large data sets. *Data mining and knowledge discovery*, 12(1):29–45.
- Ruppert, D. (1988). Efficient estimations from a slowly convergent robbins-monro process. Technical report, Cornell University Operations Research and Industrial Engineering.
- Salibian-Barrera, M. and Yohai, V. J. (2006). A fast algorithm for s-regression estimates. *Journal of computational and Graphical Statistics*, 15(2):414–427.
- Santana, J. F. H. and González, R. D. G. (2024). Robust multivariate regression for high-dimensional data.
- Van der Vaart, A. W. (2000). *Asymptotic statistics*, volume 3. Cambridge university press.
- Vardi, Y. and Zhang, C.-H. (2000). The multivariate  $L_1$ -median and associated data depth. *Proc. Natl. Acad. Sci. USA*, 97(4):1423–1426.
- Weiszfeld, E. (1937). Sur le point pour lequel la somme des distances de n points donnés est minimum. *Tohoku Math. J.*, 43(355-386):2.
- Yang, Y. F. and Zhao, Z. (2020). Online robust reduced-rank regression. In *2020 IEEE 11th sensor array and multichannel signal processing workshop (SAM)*, pages 1–5. IEEE.
- Yang, Y. F. and Zhao, Z. (2023). *RRRR: Online Robust Reduced-Rank Regression Estimation*. R package version 1.1.1.



Yohai, V. J. (1987). High breakdown-point and high efficiency robust estimates for regression. *The Annals of statistics*, pages 642–656.

Yuan, M. and Lin, Y. (2007). Model selection and estimation in the Gaussian graphical model. *Biometrika*, 94(1):19–35.

## A Estimating the Median Covariation Matrix

### A.1 Without estimating the Median

Let us recall that the aim is to estimate

$$G_{MCM,N}(V) = \frac{1}{N} \sum_{i=1}^n \left\| (Y_i - \bar{\beta}_N X_i)(Y_i - \bar{\beta}_N X_i)^T - V \right\|_F,$$

**Weiszfeld algorithm:** For all  $t \geq 0$

$$V_{t+1} = \frac{\sum_{i=1}^N \frac{(Y_i - \bar{\beta}_N X_i)(Y_i - \bar{\beta}_N X_i)^T}{\left\| (Y_i - \bar{\beta}_N X_i)(Y_i - \bar{\beta}_N X_i)^T - V_t \right\|_F}}{\sum_{i=1}^N \frac{1}{\left\| (Y_i - \bar{\beta}_N X_i)(Y_i - \bar{\beta}_N X_i)^T - V_t \right\|_F}}$$

**Averaged stochastic gradient algorithm :** For all  $n \leq N - 1$ ,

$$\begin{aligned} V_{n+1} &= V_n + \gamma_{n+1} \frac{(Y_{n+1} - \bar{\beta}_N X_{n+1})(Y_{n+1} - \bar{\beta}_N X_{n+1})^T - V_n}{\left\| (Y_{n+1} - \bar{\beta}_N X_{n+1})(Y_{n+1} - \bar{\beta}_N X_{n+1})^T - V_n \right\|_F} \\ \bar{V}_{n+1} &= \bar{V}_n + \frac{1}{n+1} (V_{n+1} - \bar{V}_n) \end{aligned}$$

### A.2 With the estimates of the Median

Observe that previous estimates consider that  $\bar{\beta}_N$  is an unbiased estimate of  $\beta^*$  in the sense that  $\text{med}(Y - X\bar{\beta}_N)$ , which cannot be verified theoretically and which is probably wrong. Then, one can consider these following alternatives (Cardot and Godichon-Baggioni, 2015).

**Weiszfeld algorithms (estimating the median):** For all  $t \geq 0$ ,

$$m_{t+1} = \frac{\sum_{i=1}^N \frac{Y_i - \bar{\beta}_N X_i}{\left\| Y_i - \bar{\beta}_N X_i - m_t \right\|}}{\sum_{i=1}^N \frac{1}{\left\| Y_i - \bar{\beta}_N X_i - m_t \right\|}}$$

**Weiszfeld algorithm (estimating the MCM):** Considering the estimate of the median  $m_T$  for some integer  $T$ , for all  $t \geq 0$

$$V_{t+1} = \frac{\sum_{i=1}^N \frac{(Y_i - \bar{\beta}_N X_i - m_T)(Y_i - \bar{\beta}_N X_i - m_T)^T}{\left\| (Y_i - \bar{\beta}_N X_i - m_T)(Y_i - \bar{\beta}_N X_i - m_T)^T - V_t \right\|_F}}{\sum_{i=1}^N \frac{1}{\left\| (Y_i - \bar{\beta}_N X_i - m_T)(Y_i - \bar{\beta}_N X_i - m_T)^T - V_t \right\|_F}}$$

**Averaged stochastic gradient algorithms:** For all  $n \leq N - 1$ ,

$$\begin{aligned}
m_{n+1} &= m_n + \gamma_{n+1} \frac{Y_{n+1} - \bar{\beta}_N X_{n+1} - m_n}{\|Y_{n+1} - \bar{\beta}_N X_{n+1} - m_n\|} \\
\bar{m}_{n+1} &= \bar{m}_n + \frac{1}{n+1} (m_{n+1} - \bar{m}_n) \\
V_{n+1} &= V_n + \gamma_{n+1} \frac{(Y_{n+1} - \bar{\beta}_N X_{n+1})(Y_{n+1} - \bar{\beta}_N X_{n+1})^T - V_n}{\|(Y_{n+1} - \bar{\beta}_N X_{n+1})(Y_{n+1} - \bar{\beta}_N X_{n+1})^T - V_n\|_F} \\
\bar{V}_{n+1} &= \bar{V}_n + \frac{1}{n+1} (V_{n+1} - \bar{V}_n)
\end{aligned}$$

## B Additional simulation results

### B.1 Simulation parameters

*Covariance matrix.*

The  $q \times q$  covariance matrix  $\Sigma$  was build as  $\Sigma = uu^\top + \sigma^2 I_q$ , where  $u$  is a  $q$ -dimensional vector with iid  $\mathcal{N}(0, 1)$  coordinates and  $\sigma = 1$ . This structure was chosen so to induce a fairly strong correlation between the responses, to highlight the difference between OLS and WLS estimates.

### B.2 Additional simulation figures

*Estimation accuracy.*

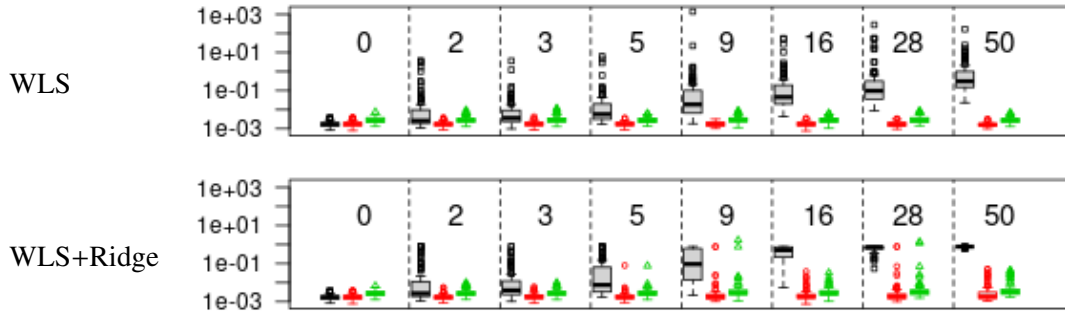


Figure 9: Mean squared error for the estimation of the regression coefficients  $\beta$  for WLS estimates without or with Ridge regularization. Legend:  $\square$  = Naive,  $\circ$  = Offline,  $\triangle$  = Online. Top of each panel = fraction  $f$  of outliers (in %). Same legend as Figure 1.

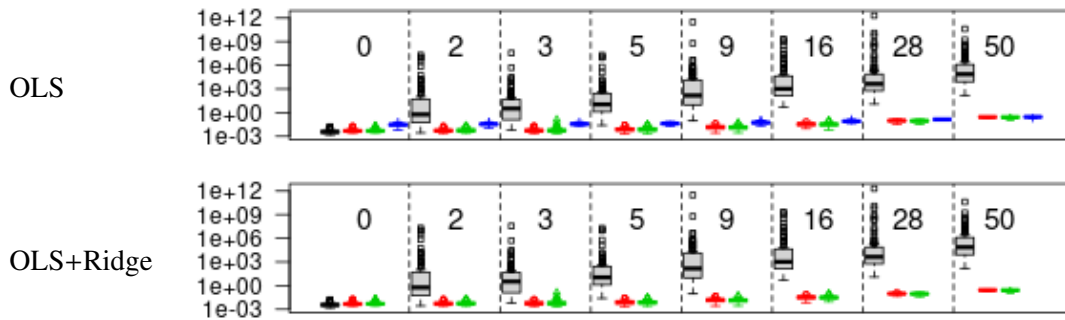


Figure 10: Mean squared error for the estimation of the covariance matrix  $\Sigma$  ( $MSE(\Sigma)$ ) without or with Ridge regularization. The y-axis is log-scaled. Same legend as Figure 1.

Effect of the sample size.

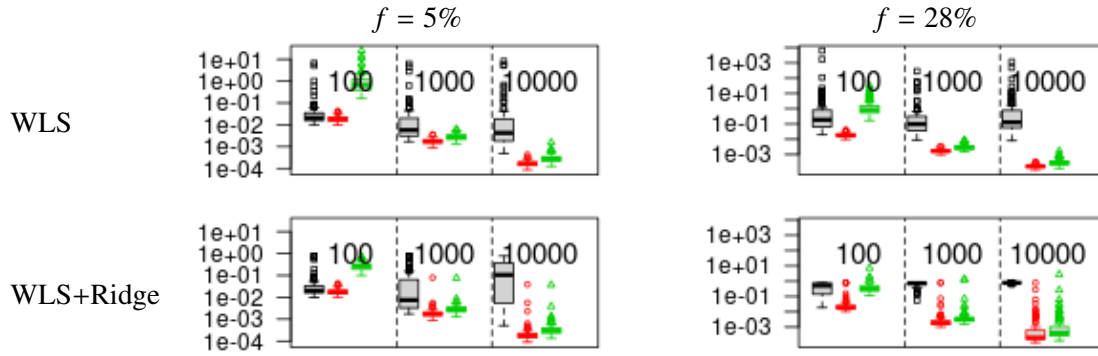


Figure 11: Mean squared error for the estimation of the regression coefficients  $\beta$  ( $MSE(\beta)$ ) for WLS estimates with or without Ridge regularization for a fraction of outliers of  $f = 5\%$  (left) and  $f = 28\%$  (right). The y-axis is log-scaled. Same legend as Figure 2.

Prediction accuracy (OLS vs WLS).

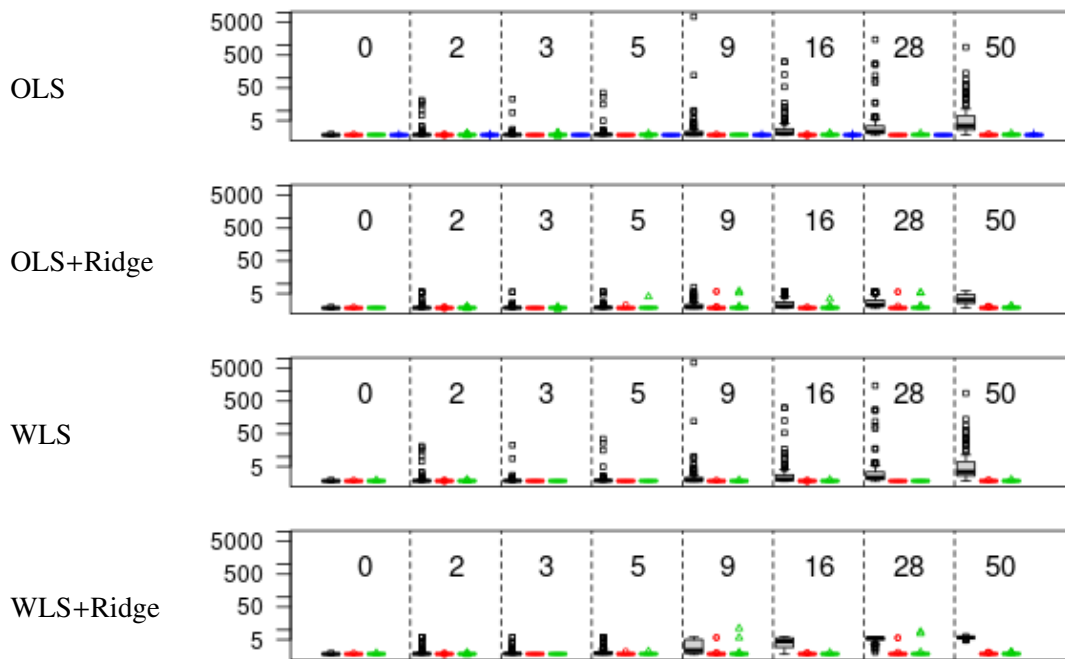


Figure 12: Mean squared error for the predicted value  $\hat{\beta}X$  as compared to the true response  $Y$  ( $MSE(Y)$ ) for the OLS and WLS estimates with or without Ridge regularization for a sample size of  $n = 1000$ . Same legend as Figure 1.

Outlier detection.

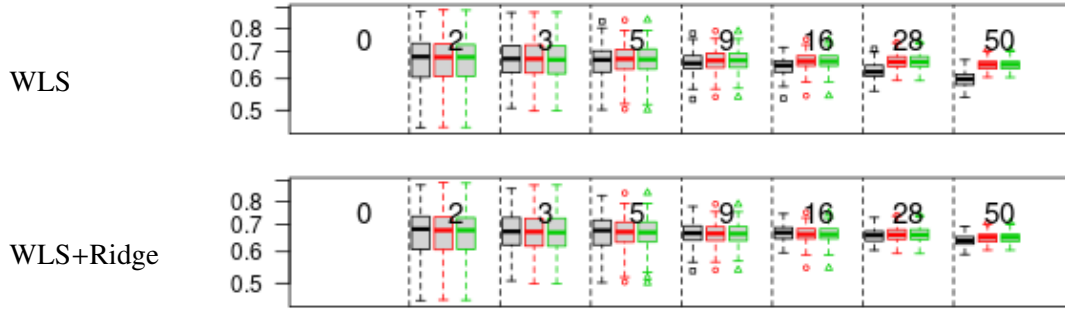


Figure 13: AUC for the detection of outliers for the WLS estimates with or without Ridge regularization for a sample size of  $n = 1000$ . Same legend as Figure 1.

*OLS versus WLS.*

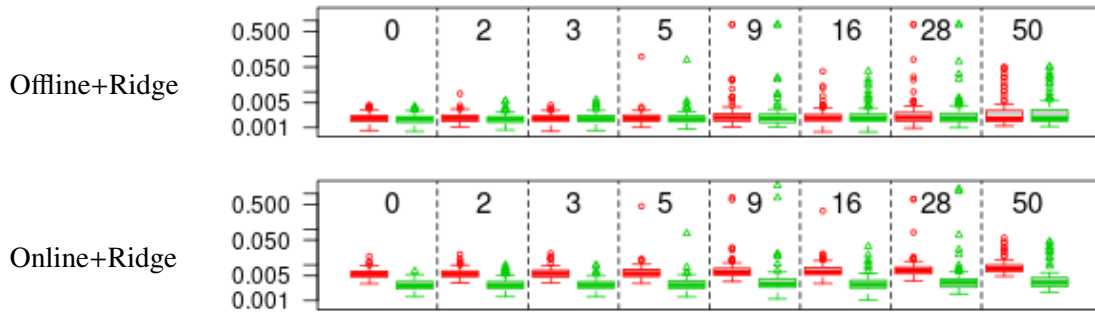


Figure 14: Comparison of the mean squared error for the estimation of the regression coefficients  $\beta$  ( $MSE(\beta)$ ) of OLS and WLS estimates for Offline and Online procedures with Ridge regularization for a sample size of  $n = 1000$ . Legend:  $\circ$  = Offline,  $\triangle$  = Online. Number in each box = fraction  $f$  of outliers (in %).

### B.3 Simulations in large dimension

We present here the equivalent of Figures 1, 2, 3 and 4 in a large dimension setting with  $n = 10000$  observations,  $p = 10$  covariates and  $q = 100$  responses.

*Estimation accuracy.*

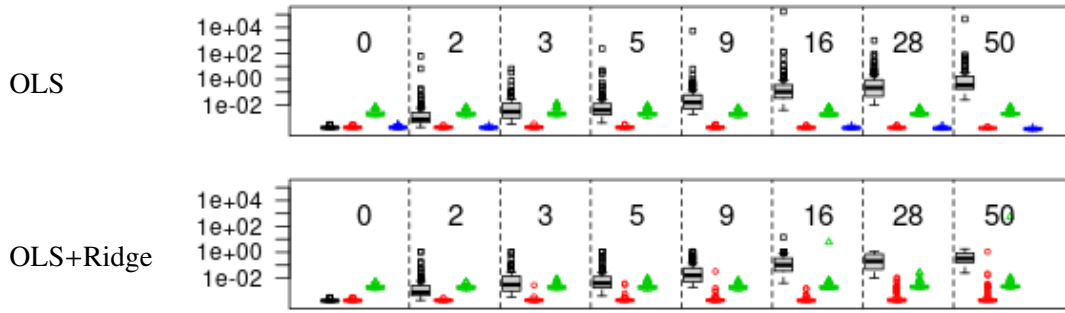


Figure 15: Mean squared error for the estimation of the regression coefficients  $\beta$  ( $MSE(\beta)$ ) for OLS estimates without or with Ridge regularization for a sample size of  $n = 10000$ , with  $p = 10$  covariates and  $q = 100$  responses (with Student outliers). Same legend as Figure 1.

*Effect of the number of responses.*

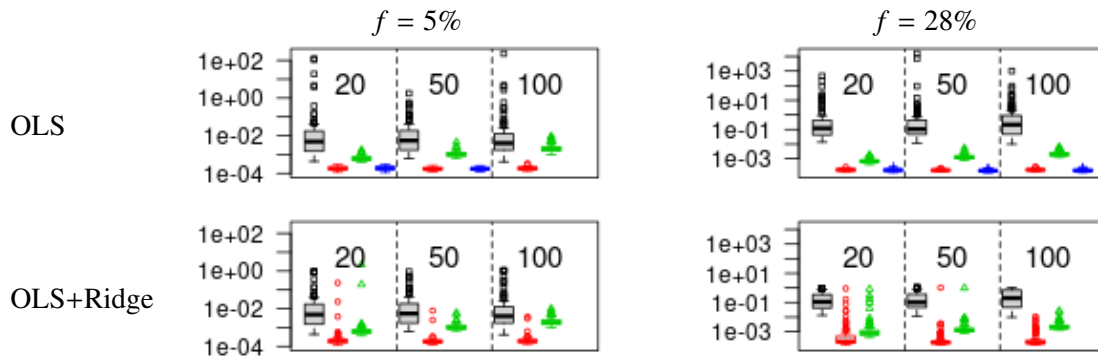


Figure 16: Mean squared error for the estimation of the regression coefficients  $\beta$  ( $MSE(\beta)$ ) for OLS estimates with or without Ridge regularization for a fraction of outliers of  $f = 5\%$  (left) and  $f = 28\%$  (right) for  $n = 10000$  observations and  $p = 10$  covariates (with Student outliers). Number in each box = number of responses  $q$ . Same legend as Figure 2.

*Outlier detection.*

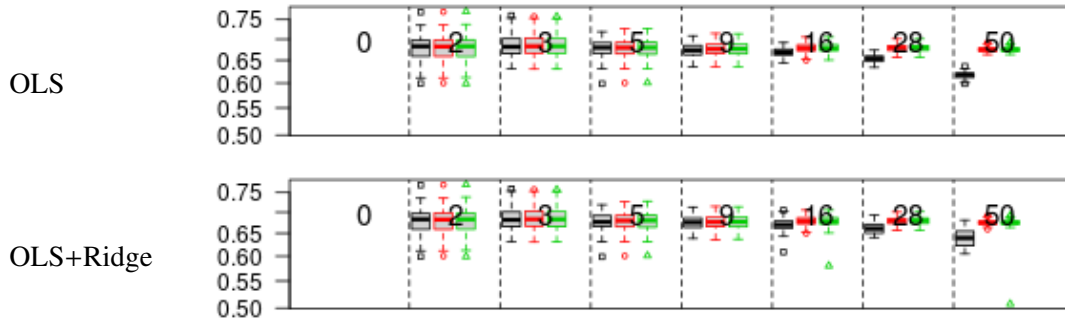


Figure 17: AUC for the detection of outliers for the OLS estimates with or without Ridge regularization for a sample size of  $n = 10000$  (with Student outliers). Same legend as Figure 1.

*OLS versus WLS.*

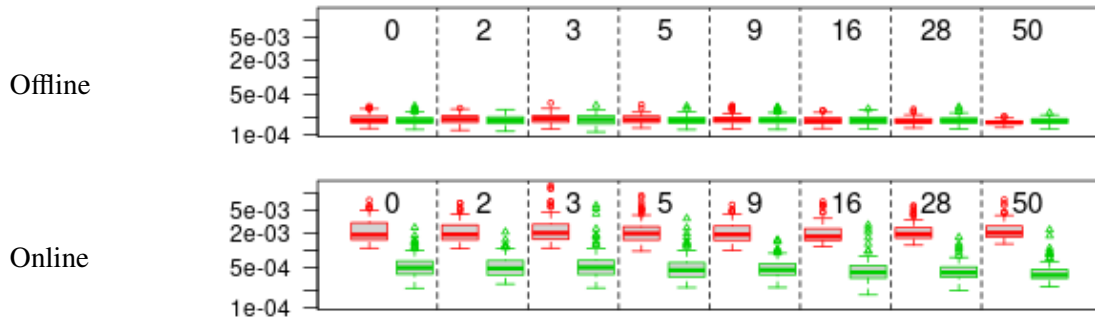


Figure 18: Comparison of the mean squared error for the estimation of the regression coefficients  $\beta$  ( $MS E(\beta)$ ) of OLS and WLS estimates for Offline and Online procedures without Ridge regularization for a sample size of  $n = 10000$ , with  $p = 10$  covariates and  $q = 100$  responses (with Student outliers). Same legend as in Figure 4.

## B.4 Simulations with Dirac outliers

*Estimation accuracy.*

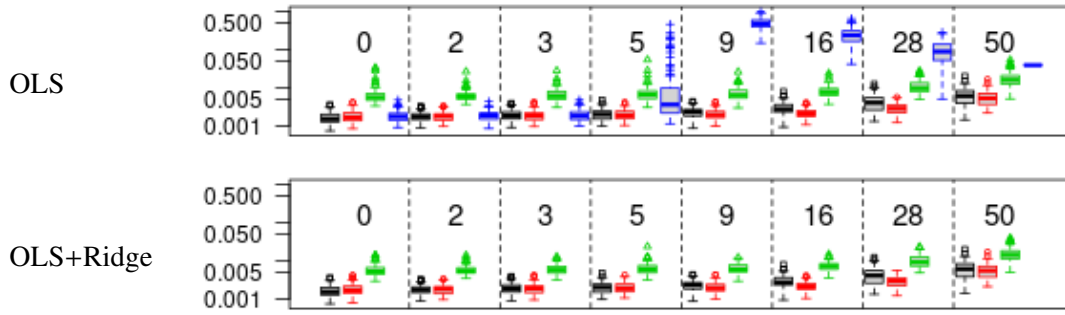


Figure 19: Mean squared error for the estimation of the regression coefficients  $\beta$  ( $MSE(\beta)$ ) for OLS estimates without or with Ridge regularization for a sample size of  $n = 1000$  (with Dirac outliers). The y-axis is log-scaled. Same legend as Figure 1.

*Effect of the sample size.*

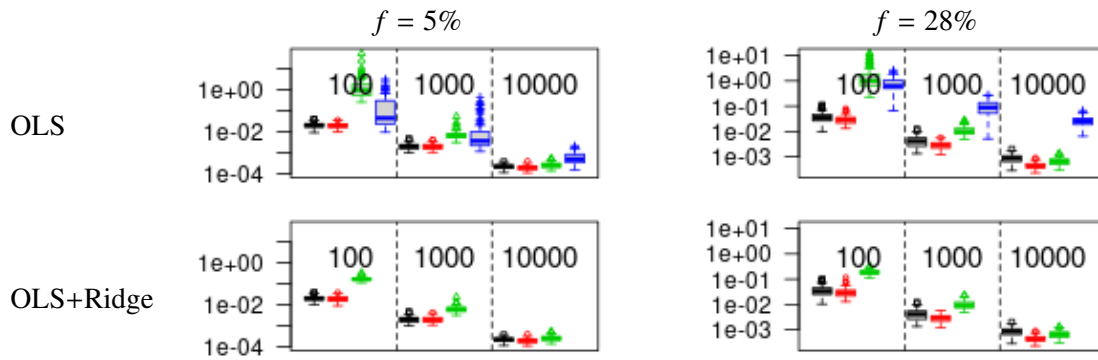


Figure 20: Mean squared error for the estimation of the regression coefficients  $\beta$  ( $MSE(\beta)$ ) for OLS estimates with or without Ridge regularization for a fraction of outliers of  $f = 5\%$  (left) and  $f = 28\%$  (right) (with Dirac outliers). The y-axis is log-scaled. Same legend as Figure 1.

*Prediction accuracy.*

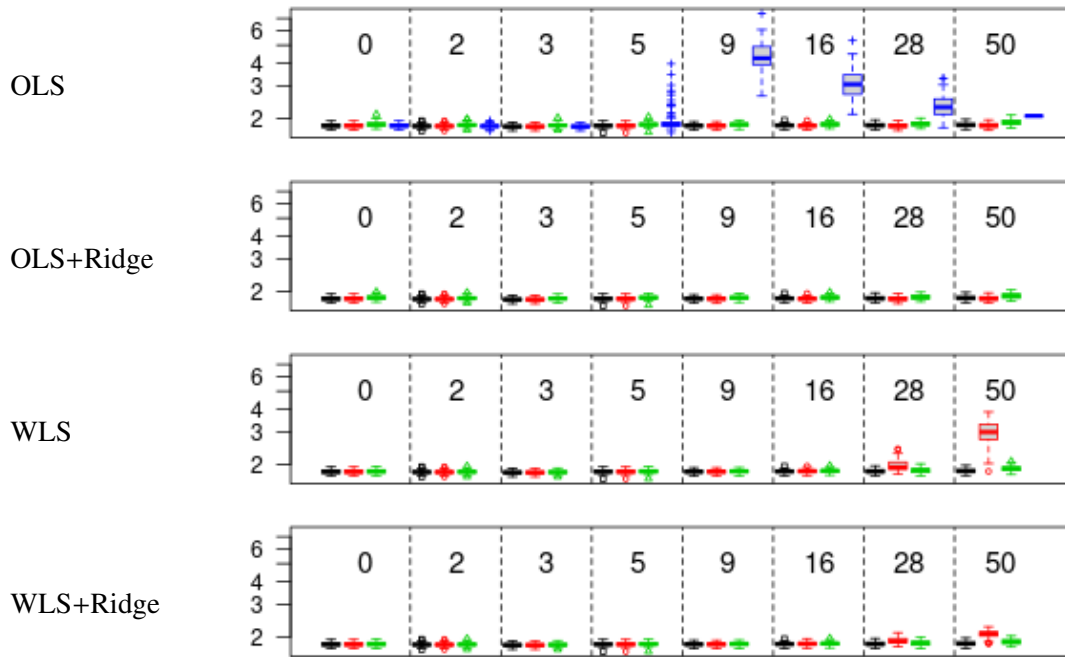


Figure 21: Mean squared error for the predicted value  $\hat{\beta}X$  as compared to the true response  $Y$  ( $MSE(Y)$ ) for the OLS and WLS estimates with or without Ridge regularization for a sample size of  $n = 1000$  (with Dirac outliers). Same legend as Figure 1.

## B.5 Additional simulation tables

We provide here the numerical results corresponding to Figures 1, 2, 3 and 4 in Tables 5, 6, 7 and 8, respectively.

*Estimation accuracy.*



	OLS							
	Naive		Offline		Online		RRRR	
0	0.0018	( 0.00058 )	0.0019	( 0.00066 )	0.0067	( 0.0033 )	0.002	( 0.00068 )
2	0.14	( 0.6 )	0.0019	( 0.00053 )	0.0068	( 0.0034 )	0.0019	( 0.00056 )
3	0.06	( 0.38 )	0.0019	( 0.00055 )	0.0077	( 0.008 )	0.002	( 0.00057 )
5	0.16	( 0.81 )	0.0019	( 0.00053 )	0.0073	( 0.0045 )	0.0019	( 0.00052 )
9	14	( 140 )	0.0019	( 0.00052 )	0.0071	( 0.0036 )	0.0019	( 0.00054 )
16	1.6	( 7.9 )	0.0018	( 0.00051 )	0.0074	( 0.0041 )	0.0018	( 5e-04 )
28	5.2	( 30 )	0.0018	( 0.00046 )	0.0075	( 0.0034 )	0.0017	( 0.00051 )
50	3.3	( 17 )	0.0016	( 0.00035 )	0.0079	( 0.0035 )	0.0014	( 0.00034 )

	OLS + Ridge					
	Naive		Offline		Online	
0	0.0018	( 0.00058 )	0.0019	( 0.00066 )	0.0059	( 0.002 )
2	0.05	( 0.16 )	0.002	( 0.00091 )	0.0062	( 0.0025 )
3	0.025	( 0.1 )	0.0019	( 0.00058 )	0.0063	( 0.0029 )
5	0.043	( 0.14 )	0.0028	( 0.0096 )	0.011	( 0.044 )
9	0.11	( 0.2 )	0.018	( 0.11 )	0.022	( 0.1 )
16	0.16	( 0.23 )	0.0027	( 0.004 )	0.011	( 0.032 )
28	0.19	( 0.23 )	0.019	( 0.11 )	0.022	( 0.098 )
50	0.35	( 0.25 )	0.0048	( 0.009 )	0.01	( 0.0081 )

Table 5: Mean squared error for the estimation of the regression coefficients  $\beta$  ( $MSE(\beta)$ ) for OLS estimates without or with Ridge regularization for a sample size of  $n = 1000$ . Rows: proportion of outliers (%). Values: mean (sd) over  $B = 100$  simulations. (Numeric version of Figure 1.)

*Effect of the sample size.*

OLS, $f = 5\%$								
	Naive		Offline		Online		RRRR	
100	0.17	( 0.85 )	0.02	( 0.0062 )	1.6	( 3.1 )	0.023	( 0.009 )
1000	0.16	( 0.81 )	0.0019	( 0.00053 )	0.0073	( 0.0045 )	0.0019	( 0.00052 )
10000	0.22	( 1.1 )	0.00018	( 5.6e-05 )	0.00025	( 6.5e-05 )	0.00018	( 5.7e-05 )

OLS, $f = 28\%$								
	Naive		Offline		Online		RRRR	
100	85	( 660 )	0.019	( 0.0054 )	2.4	( 4.5 )	0.021	( 0.0075 )
1000	5.2	( 30 )	0.0018	( 0.00046 )	0.0075	( 0.0034 )	0.0017	( 0.00051 )
10000	19	( 130 )	0.00017	( 3.5e-05 )	0.00024	( 4.9e-05 )	0.00016	( 3.7e-05 )

OLS+Ridge, $f = 5\%$						
	Naive		Offline		Online	
100	0.054	( 0.12 )	0.02	( 0.0072 )	0.18	( 0.072 )
1000	0.043	( 0.14 )	0.0028	( 0.0096 )	0.011	( 0.044 )
10000	0.051	( 0.15 )	0.00066	( 0.004 )	0.00076	( 0.0044 )

OLS+Ridge, $f = 5\%$						
	Naive		Offline		Online	
100	7	( 57 )	0.055	( 0.15 )	0.45	( 2.1 )
1000	0.19	( 0.23 )	0.019	( 0.11 )	0.022	( 0.098 )
10000	0.28	( 0.28 )	0.013	( 0.083 )	0.47	( 4.6 )

Table 6: Mean squared error for the estimation of the regression coefficients  $\beta$  ( $MSE(\beta)$ ) for OLS estimates with or without Ridge regularization for a fraction of outliers of  $f = 5\%$  and  $f = 28\%$ . Same legend as Table 5 (Numeric version of Figure 2.)

*Outlier detection.*

	OLS							
	Naive		Offline		Online		RRRR	
2	0.67	( 0.089 )	0.67	( 0.091 )	0.67	( 0.091 )	0.67	( 0.091 )
3	0.67	( 0.081 )	0.67	( 0.083 )	0.67	( 0.083 )	0.67	( 0.083 )
5	0.66	( 0.065 )	0.67	( 0.064 )	0.67	( 0.065 )	0.67	( 0.064 )
9	0.66	( 0.044 )	0.66	( 0.046 )	0.67	( 0.046 )	0.67	( 0.046 )
16	0.64	( 0.032 )	0.66	( 0.033 )	0.66	( 0.033 )	0.66	( 0.033 )
28	0.63	( 0.03 )	0.66	( 0.028 )	0.66	( 0.028 )	0.66	( 0.028 )
50	0.6	( 0.025 )	0.65	( 0.019 )	0.65	( 0.019 )	0.66	( 0.019 )

	OLS+Ridge					
	Naive		Offline		Online	
2	0.67	( 0.088 )	0.67	( 0.091 )	0.67	( 0.09 )
3	0.67	( 0.08 )	0.67	( 0.083 )	0.67	( 0.083 )
5	0.66	( 0.065 )	0.67	( 0.065 )	0.67	( 0.065 )
9	0.66	( 0.043 )	0.66	( 0.045 )	0.67	( 0.045 )
16	0.65	( 0.031 )	0.66	( 0.033 )	0.66	( 0.033 )
28	0.63	( 0.031 )	0.66	( 0.027 )	0.66	( 0.028 )
50	0.62	( 0.029 )	0.65	( 0.019 )	0.65	( 0.019 )

Table 7: AUC for the detection of outliers for the OLS estimates with or without Ridge regularization for a sample size of  $n = 1000$ . Same legend as Table 5 (Numeric version of Figure 3.)

*Prediction accuracy.*

Offline					Online				
	OLS		WLS			OLS		WLS	
0	0.0019	( 0.00066 )	0.0018	( 0.00061 )	0	0.0067	( 0.0033 )	0.003	( 0.0011 )
2	0.0019	( 0.00053 )	0.0018	( 0.00053 )	2	0.0068	( 0.0034 )	0.0031	( 0.0014 )
3	0.0019	( 0.00055 )	0.0018	( 0.00055 )	3	0.0077	( 0.008 )	0.0032	( 0.0017 )
5	0.0019	( 0.00053 )	0.0018	( 5e-04 )	5	0.0073	( 0.0045 )	0.0029	( 0.0011 )
9	0.0019	( 0.00052 )	0.0018	( 0.00054 )	9	0.0071	( 0.0036 )	0.0032	( 0.0014 )
16	0.0018	( 0.00051 )	0.0018	( 0.00053 )	16	0.0074	( 0.0041 )	0.0029	( 0.0011 )
28	0.0018	( 0.00046 )	0.0018	( 0.00052 )	28	0.0075	( 0.0034 )	0.0031	( 0.0014 )
50	0.0016	( 0.00035 )	0.0017	( 0.00039 )	50	0.0079	( 0.0035 )	0.0029	( 0.00096 )

Table 8: Comparison of the mean squared error for the estimation of the regression coefficients  $\beta$  ( $MSE(\beta)$ ) of OLS and WLS estimates for Offline and Online procedures without Ridge regularization for a sample size of  $n = 1000$ . Legend:  $\circ$  = OLS,  $\triangle$  = WLS. Number in each box = fraction  $f$  of outliers (in %). (Numeric version of Figure 4.)