

Solar Neutrinos in Cryogenic Detectors

A. Bento,^{1,2} A. Bertolini,¹ L. Canonica,¹ S. Di Lorenzo,¹ F. Dominksy,¹
 N. Ferreiro Iachellini,¹ D. Fuchs,^{1,*} A. Garai,¹ D. Hauff,¹ A. Langenkämper,¹
 M. Mancuso,¹ B. Mauri,¹ F. Petricca,¹ F. Pröbst,¹ F. Pucci,¹ and L. Stodolsky¹

¹*Max-Planck-Institut für Physik, 80805 München, Germany*

²*Also at: LIBPhys, Departamento de Física, Universidade de Coimbra, P3004 516 Coimbra, Portugal*

Coherent elastic neutrino-nucleus scattering (CE ν NS) poses an irreducible background in the search for dark matter-nucleus elastic scatterings, which is commonly known as the neutrino floor. As direct dark matter search experiments keep improving their sensitivity into so far unexplored regions, they face the challenge of approaching this neutrino floor. A precise description of the CE ν NS signal is therefore crucial for the description of backgrounds for future DM searches. In this work we discuss the scenario of detecting neutrinos in low-threshold, high-exposure cryogenic solid state experiments optimized for the search of low-mass dark matter. The energy range considered is completely dominated by solar neutrinos. In absence of any dark matter events, we treat solar neutrinos as the main signal of interest. We show that sensitivity to the flux of neutrinos from different production mechanisms can be achieved. In particular we investigate the sensitivity to the flux of pp and ⁷Be neutrinos, as well as CNO neutrinos. Furthermore, we investigate the sensitivity to dark matter signals in the presence of a solar neutrino background for different experimental scenarios, which are defined by three parameters: the target material, the energy threshold and the exposure. We show that experiments with thresholds of $\mathcal{O}(\text{eV})$ and exposures of $\mathcal{O}(\text{tonne-years})$, using CaWO₄ or Al₂O₃ targets, have discovery potential for dark matter interaction cross sections in the neutrino floor.

Keywords: Cryogenic detectors, Solar neutrinos, CE ν NS, Dark matter

I. INTRODUCTION

A common challenge for the field of direct dark matter searches in the race towards unprecedented sensitivities is the approach of the so-called neutrino floor. These are events caused by coherent elastic neutrino-nucleus scattering (CE ν NS) and are indistinguishable from dark matter events in the detector. The relevant neutrino sources typically considered in the calculation of the neutrino floor are solar neutrinos, atmospheric neutrinos and diffuse supernova neutrinos [1].

Massive liquid scintillator and liquid noble gas experiments with large exposures continue to improve their sensitivity for dark matter particle masses in the 10 GeV/c² range. These experiments are already approaching levels at which the first neutrino-nucleus interactions, mostly with the high energetic solar neutrinos (⁸B neutrinos), are expected (multi-tonne liquid xenon detectors [2, 3], XENON1T experiment [4], LZ experiment [5]). Meanwhile, experiments using cryogenic solid state detectors are setting new standards in terms of energy thresholds (SuperCDMS [6, 7], CRESST [8–10]), opening the parameter space below 100 MeV/c² dark matter particle masses [10].

In the energy range considered in experiments that are optimized for low-mass dark matter searches, the expected neutrino flux is completely dominated by solar neutrinos. The flux of solar neutrinos increases by several orders of magnitude towards lower energies. This

implies that the exposure at which the neutrino floor will become relevant is lower for experiments achieving very low energy thresholds.

In this paper we study the sensitivity to the solar neutrino fluxes in future experiments using cryogenic detectors for direct detection of dark matter with masses in the sub-GeV/c² regime. Being sensitive to signals of solar neutrinos is an opportunity to study certain aspects of the solar model, such as the solar metallicity and allow for solar model independent tests of the Mikheyev-Smirnov-Wolfenstein (MSW) effect. Not only do CE ν NS have a much higher cross section compared to electron interactions, but they are also flavor independent and therefore reduce the uncertainties on the measured fluxes introduced by neutrino flavor conversion. A fully flavor independent measurement of the solar neutrino flux via neutral current interactions, so far not accessible at low energies, is also completely independent of uncertainties from the solar model. Therefore we explore the experimental conditions (exposures, thresholds and background levels) needed to have sensitivity to CE ν NS of solar neutrinos, in particular for a measurement of pp, ⁷Be and CNO neutrinos, which have not been observed so far via CE ν NS.

Moreover, once these experiments reach the necessary exposures to become sensitive to CE ν NS with solar neutrinos, having a precise description of the corresponding expected signals will also become absolutely crucial for the description of backgrounds for the dark matter search. Understanding the solar neutrino signal allows for having sensitivity to a potential dark matter signal even below the neutrino floor. Therefore, in this work, we also calculate discovery potentials for dark matter par-

* Corresponding author: dominik.fuchs@mpp.mpg.de

ticles down to masses of $50 \text{ MeV}/c^2$ in the presence of solar neutrinos, achievable in experiments with energy thresholds of $\mathcal{O}(\text{eV})$. Thresholds in this energy range are already reached by solid state experiments of the current generation [10].

We start by giving a short introduction on the calculation of the expected recoil spectra of solar neutrinos and our likelihood framework in Sec. II. We then show the sensitivity to different fluxes of solar neutrinos in Sec. III. Afterwards, we treat solar neutrinos as a background for dark matter searches. We show the calculation of the neutrino floor and the calculation of sensitivity limits to dark matter signals in the presence of a solar neutrino background in Sec. IV. At the end we summarize our results in Sec. V.

II. SOLAR NEUTRINO SPECTRUM AND LIKELIHOOD FRAMEWORK

In this section we briefly outline the calculation of the expected rate of solar neutrinos in a detector and introduce the likelihood function that we use in our analysis.

A. Solar Neutrino recoil rate

The neutrino rate is given by a convolution of the solar neutrino flux, $\Phi_\nu(E_\nu)$, with the differential neutrino-nucleus scattering cross section:

$$\frac{dR_\nu}{dE_R} \propto \int_{E_{\nu,\min}}^{\infty} dE_\nu \Phi_\nu(E_\nu) \frac{d\sigma(E_R, E_\nu)}{dE_R} \quad (1)$$

The lower boundary of the integral over the neutrino energy E_ν is given by the minimal energy a neutrino needs to lead to a recoil with energy E_R in the target: $E_{\nu,\min}(E_R) = \sqrt{m_T E_R/2}$, with m_T being the mass of the target nucleus.

The differential cross section is well understood within the standard model of particle physics. At low momentum transfers $q = \sqrt{2m_T E_R}$, the scattering is a coherent process. The cross section can be written as [11]:

$$\frac{d\sigma}{dE_R} = \frac{G_F^2}{2\pi} Q_W^2 m_T \left(2 - \frac{E_R m_T}{E_\nu^2} \right) |F(q)|^2 \quad (2)$$

with G_F being the Fermi constant and Q_W being the weak nuclear charge, $Q_W \simeq \frac{1}{2} [(4\sin^2\theta_W - 1)Z + N]$, with θ_W being the Weinberg angle and Z and N being the number of protons and neutrons, respectively. We use the Helm form factor parameterization [12] for the nuclear form factor $|F(q)|^2$.

The total flux of solar neutrinos, $\Phi_\nu(E_\nu)$, is the sum of the eight different individual fluxes of neutrino production mechanisms in the Sun. The exact flux of neutrinos produced in a specific fusion reaction depends on

the choice of the solar model. For this work, all studies are based on the model BP04(Garching) [13]. The corresponding values of the neutrino flux on Earth from each individual production mechanism are listed in Tab. I.

While the flux of the neutrinos from different reactions is given by the solar model, the shape of their energy spectra just depends on the fusion reactions in which they are produced. The solar neutrino energy spectra are shown in Fig. 1, scaled with the corresponding fluxes of Tab. I.

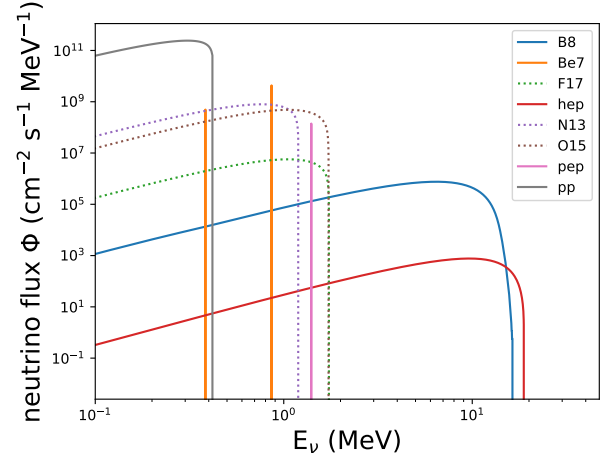


FIG. 1. Solar neutrino energy spectra. Neutrinos produced in the fusion reactions of the pp-chain are shown with solid lines, neutrinos produced in the CNO-cycle with dashed lines.

The expected energy spectra calculated with eq. 1 for a CaWO_4 target is shown in Fig. 2.

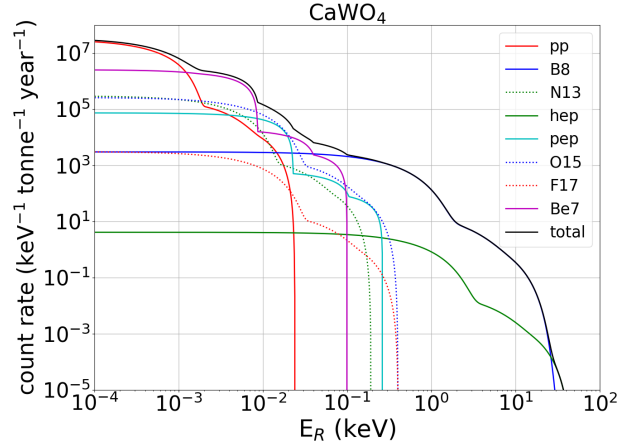


FIG. 2. Differential recoil spectrum of solar neutrinos in a CaWO_4 detector.

The total number of expected events as a function of the energy threshold, E_{thr} , is given by an integral over the recoil rate:

TABLE I. All neutrino production reactions and the corresponding neutrino fluxes on Earth according to the model BP04(Garching) [13]. The uncertainties represent the conservative theoretical uncertainties from all known sources [14]. In the case of asymmetric uncertainties, the higher value is given and used as a symmetrical uncertainty.

Solar neutrinos	Production mechanism	flux ϕ ($\text{cm}^{-2} \text{s}^{-1}$)	uncertainties (%)
pp	$p + p \rightarrow {}^2\text{H} + e^+ + \nu_e$	$5.94 \cdot 10^{10}$	1.0
pep	$p + e^- + p \rightarrow {}^2\text{H} + \nu_e$	$1.41 \cdot 10^8$	1.7
hep	${}^3\text{He} + p \rightarrow {}^4\text{He} + e^+ + \nu_e$	$7.88 \cdot 10^3$	15.5
${}^7\text{Be}$	${}^7\text{Be} + e^- \rightarrow {}^7\text{Li} + \nu_e$	$4.84 \cdot 10^9$	10.5
${}^8\text{B}$	${}^8\text{B} \rightarrow {}^8\text{Be}^* + e^+ + \nu_e$	$5.74 \cdot 10^6$	16.3
${}^{13}\text{N}$	${}^{13}\text{N} \rightarrow {}^{13}\text{C} + e^+ + \nu_e$	$5.70 \cdot 10^8$	31.2
${}^{15}\text{O}$	${}^{15}\text{O} \rightarrow {}^{15}\text{N} + e^+ + \nu_e$	$4.98 \cdot 10^8$	33.2
${}^{17}\text{F}$	${}^{17}\text{F} \rightarrow {}^{17}\text{O} + e^+ + \nu_e$	$5.87 \cdot 10^6$	52.2

$$R_\nu(E_{\text{thr}}) = \int_{E_{\text{thr}}}^{\infty} \frac{dR_\nu}{dE_R} dE_R \quad (3)$$

B. Likelihood framework

All results of this paper are obtained with extended maximum likelihood fits, based on a binned poissonian likelihood function, following the approach in [15], defined as:

$$\mathcal{L} = \prod_{i=0}^m e^{-N_e f_i} \cdot \frac{(N_e f_i)^{k_i}}{k_i!} \cdot \prod_{j=1}^8 \mathcal{L}_{\nu,j}(\Phi_{\nu,j}) \quad (4)$$

with m being the number of bins and k_i being the observed number of events in the i th bin. N_e is the total number of expected events and f_i is the binned probability density function (for the i th bin), defined as:

$$f_i = \frac{1}{N_e} \cdot \int_{E_{R,i}^{\text{low}}}^{E_{R,i}^{\text{up}}} \tilde{f}_b(E_R, r_b) + \sum_{\nu} \tilde{f}_\nu(E_R, \phi_\nu) dE_R \quad (5)$$

with:

$$N_e = \int_{E_{\text{thr}}}^{\infty} \tilde{f}_b(E_R, r_b) + \sum_{\nu} \tilde{f}_\nu(E_R, \phi_\nu) dE_R \quad (6)$$

The function \tilde{f}_b is describing a flat background with rate r_b and the function \tilde{f}_ν corresponds to the solar neutrinos, respectively scaled to the exposure, ϵ , which is the product of the total detector mass and measuring time. The fit parameters are the background rate r_b and the flux normalization of the eight neutrino fluxes, ϕ_ν . The

recoil rate of the neutrinos is calculated with the flux normalizations of the theoretical model parameters, $\phi_{\nu,M}$, of Tab. I, making the free parameters ϕ_ν simply a scaling factor of the theoretical expectation.

$$\begin{aligned} \tilde{f}_b(E_R, r_b) &= \epsilon \cdot r_b \cdot \frac{dR_b}{dE_R}(E_R) \\ \tilde{f}_\nu(E_R, \phi_\nu) &= \epsilon \cdot \phi_\nu \cdot \frac{dR_\nu}{dE_R}(E_R, \phi_\nu = \phi_{\nu,M}) \end{aligned} \quad (7)$$

with $\frac{dR_b}{dE_R}$ being a normalized uniform flat distribution.

The last terms of eq. 4, $\mathcal{L}_{\nu,j}(\Phi_{\nu,j})$, are pull-terms parameterized as gaussian distributions with means at the theoretical expectations, $\phi_{\nu,M}$, and standard deviations corresponding to the theoretical uncertainties, σ_ν in the last column of Tab. I. These pull-terms can be individually included or excluded in the likelihood, giving constraints to the flux parameters of a chosen subset of neutrino fluxes.

III. SENSITIVITY TO SOLAR NEUTRINOS

A fully flavor independent measurement of the solar flux has the potential of providing new strong constraints on neutrino physics and on the solar model. The purely neutral current (NC) measurement of solar neutrinos, so far not accessible at low energies, combined with the electron scatterings (NC + CC) of the solar neutrino spectrum, performed e.g. by Borexino [16], SNO [17] and Superkamiokande [18], would allow tests of the MSW effect [19]. Deviations from the expectations of the MSW effect could be a hint towards physics beyond the standard model, like e.g. the existence of sterile neutrinos [19, 20]. A precise measurement of the CNO neutrinos could shed light on the "solar metallicity problem" [21]. Therefore, in this section we test the possibility of measuring solar neutrinos via CE ν NS and the sensitivity to the different neutrino fluxes.

In the following we will adress two different questions:

1) **How well can the experiment reconstruct the fluxes of the dominant low energy neutrino components (${}^7\text{Be}$ and pp)?** For this question, we constrain all sub dominant components (all CNO neutrinos and *hep* neutrinos) via the pull-terms in the likelihood function (around their model values of Tab. I), while all other neutrino components and the background rate are left as fully free parameters in the fit. We investigate which experimental settings need to be achieved to reach uncertainties below the theoretical ones in Tab. I.

2) **How sensitive is the experiment to the metallicity of the Sun?** For this question, we constrain all neutrinos of the pp -chain via the pull-terms and the values of Tab. I, while the fluxes of neutrinos from the CNO-cycle are left as free parameters.

A. Reconstruction of ${}^7\text{Be}$ and pp neutrinos

The neutrino flux parameters of ${}^{13}\text{N}$, ${}^{15}\text{O}$, ${}^{17}\text{F}$ and *hep* neutrinos are constrained in the fit with pull-terms around their model value and within their model uncertainty, assuming the solar model of Tab. I. The reconstruction of ${}^7\text{Be}$ neutrinos is tested with CaWO_4 detectors for different experimental settings, defined by the energy threshold, exposure and background level. For a given combination of these experimental parameters, we generate 1000 Monte Carlo datasets. We fit each dataset with the previously described likelihood function. Then we extract the mean and standard deviation of all reconstructed values of the ${}^7\text{Be}$ flux parameter.

In a first step, we fix the background level at a low value of 0.1 counts/(keV kg d). We then compare the accuracy of reconstructing the ${}^7\text{Be}$ flux to the theoretical uncertainty as a function of the exposure for three different thresholds (1 eV, 3 eV, 6 eV). The results are shown in Fig. 3

The results show that with a threshold of 1 eV, an exposure of 0.05 tonne years is enough to reach uncertainties below the theoretical values. With thresholds of 3 eV or 6 eV, the uncertainties reach the benchmark at an exposure of 0.5 tonne years and above. In a second step, we fix the exposure at 0.5 tonne years. Analogous to before, we compare the accuracy of the reconstruction of the ${}^7\text{Be}$ flux to the theoretical uncertainty, now as a function of the background rate. The results are shown in Fig. 4.

At a background level above 1 count/(keV kg d) the uncertainties on the reconstruction of the ${}^7\text{Be}$ flux reach or exceed the theoretical benchmark for the thresholds of 3 eV and 6 eV. Since the uncertainty on the reconstructed values of the ${}^7\text{Be}$ flux for the energy threshold of 1 eV stays well below the benchmark, we perform the same study for a setup with a fixed exposure of 0.05 tonne years and a threshold of 1 eV. The results can be seen in Fig. 5.

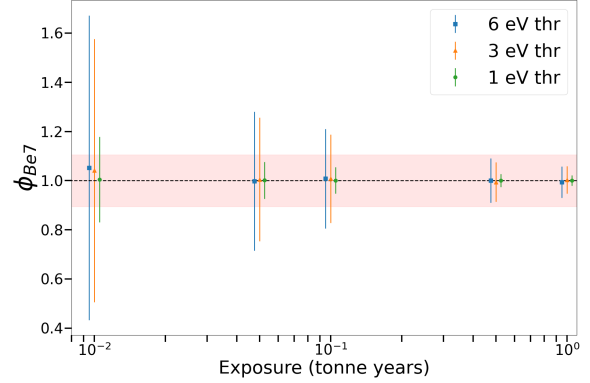


FIG. 3. The data points and error bars represent the mean and standard deviation of the reconstructed ${}^7\text{Be}$ neutrino flux normalization parameter of 1000 Monte Carlo simulations with different experimental settings. The background rate is fixed at 0.1/(keV kg d) for all settings. The exposure is increased from 0.01 tonne years to 1 tonne year for three different thresholds, indicated by the legend. The data points are slightly shifted around the exposure of the simulations for visibility. The dashed line shows the model input value of the ${}^7\text{Be}$ flux and the red shaded band represents the theoretical uncertainty.

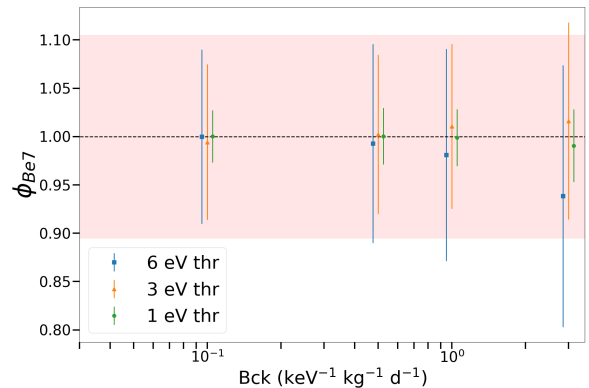


FIG. 4. The data points and error bars represent the mean and standard deviation of the reconstructed ${}^7\text{Be}$ neutrino flux normalization parameter of 1000 Monte Carlo simulations with different experimental settings. The exposure is fixed at 0.5 tonne years for all settings. The background rate is increased from 0.1/(keV kg d) to 3/(keV kg d) for three different thresholds, indicated by the legend. The data points are slightly shifted around the background level of the simulations for visibility. The dashed line shows the model input value of the ${}^7\text{Be}$ flux and the red shaded band represents the theoretical uncertainty.

In this case, the standard deviation of the reconstructed ${}^7\text{Be}$ flux stays below the theoretical uncertainty for background levels below about 3 counts/(keV kg d).

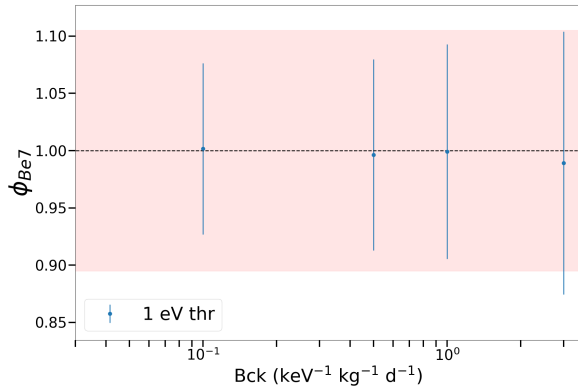


FIG. 5. The data points and error bars represent the mean and standard deviation of the reconstructed ${}^7\text{Be}$ neutrino flux normalization parameter of 1000 Monte Carlo simulations. The exposure is fixed at 0.05 tonne years and the threshold is fixed at 1 eV for all points. The background rate is increased from $0.1/(\text{keV kg d})$ to $3/(\text{keV kg d})$. The dashed line shows the model input value of the ${}^7\text{Be}$ flux and the red shaded band represents the theoretical uncertainty.

We test the reconstruction of the pp neutrino flux with a Al_2O_3 detector, in which the pp flux is dominant with respect to the ${}^7\text{Be}$ flux in the energy range between 1 eV and 10 eV. Due to the low energy depositions of pp neutrinos in the detectors, we consider only a threshold of 1 eV. Again, we fix the background level at a low value of $0.1 \text{ counts}/(\text{keV kg d})$ and compare the accuracy of the reconstructed values of the pp flux to the theoretical uncertainty as a function of the exposure. The results are shown in Fig. 6.

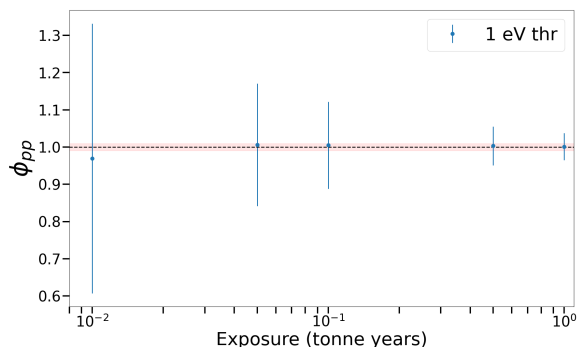


FIG. 6. The data points and error bars represent the mean and standard deviation of the reconstructed pp neutrino flux normalization parameter of 1000 Monte Carlo simulations with different experimental settings. The background rate is fixed at $0.1/(\text{keV kg d})$ and the threshold is fixed at 1 eV for all settings. The exposure is increased from 0.01 tonne years to 1 tonne year. The dashed line shows the model input value of the pp flux and the red shaded band represents the theoretical uncertainty.

The standard deviation of the reconstructed mean value is much larger than the theoretical uncertainty even at high exposures. The theoretical uncertainty is based on the luminosity constraint, which assumes that the nuclear fusion reactions among light elements are responsible for the observed luminosity of the Sun. While this is a very reasonable assumption, this level of precision could not yet be reached by any measurement and is thus not yet experimentally verified. Above an exposure of 0.5 tonne years, the uncertainty becomes lower than 10 %, which is the level of uncertainties reached by current experiments [16]. In the next step, we fix the exposure at 0.5 tonne years and increase the background rate from $0.1/(\text{keV kg d})$ to $1/(\text{keV kg d})$, shown in Fig. 7.

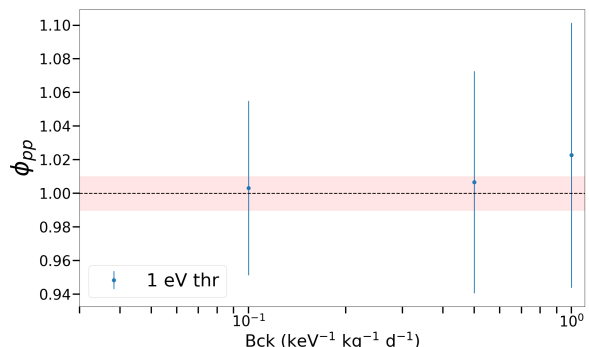


FIG. 7. The data points and error bars represent the mean and standard deviation of the reconstructed pp neutrino flux normalization parameter of 1000 Monte Carlo simulations. The exposure is fixed at 0.5 tonne years and the threshold is fixed at 1 eV for all points. The background rate is increased from $0.1/(\text{keV kg d})$ to $1/(\text{keV kg d})$. The dashed line shows the model input value of the pp flux and the red shaded band represents the theoretical uncertainty.

With an increasing background, the anticorrelation between the ${}^7\text{Be}$ and pp fluxes increases, leading to a systematic overestimation of the reconstruction of the pp flux. An accurate reconstruction of the pp flux parameter is experimentally challenging, requiring very low energy thresholds and background levels as well as large exposures of $\geq \mathcal{O}(1 \text{ tonne year})$.

Current experiments are still several orders of magnitude away from reaching either the necessary exposure or energy threshold to measure a signal from pp or ${}^7\text{Be}$ neutrinos via $\text{CE}\nu\text{NS}$. With a setup of detectors with a threshold of $\mathcal{O}(\text{eV})$ and an exposure of $\mathcal{O}(\text{tonne years})$ measurements of these fluxes will become accessible. The measurement of the full flavor independent flux of pp and ${}^7\text{Be}$ neutrinos are a great test of the current solar models and in combination with results from e.g. Borexino allow for tests of the MSW effect.

B. CNO neutrinos

For a long time, only upper limits on the CNO neutrino flux could be estimated [16]. The first observation of neutrinos produced in the CNO cycle was published in 2020 by the Borexino collaboration [22], which was compatible with both, low-metallicity (LZ) and high-metallicity (HZ) solar models. Two years later, Borexino published an experimentally measured summed flux of the CNO neutrinos of $6.6^{+2.0}_{-0.9} \cdot 10^8 \text{ cm}^{-2} \text{ s}^{-1}$ [23]. Their analysis finds agreement with HZ standard solar models. On the other side, small tensions are found with LZ models, although only with a moderate statistical significance of about 2σ . An analysis of the CNO neutrino flux combined with the ^7Be and ^8B solar neutrino fluxes in [23] allows to disfavor the B16-AGSS09met (LZ solar model) with respect to the alternative model B16-GS98 (HZ solar model) at 3.1σ C.L. Dark matter experiments reaching the neutrino floor also have the potential to contribute to the resolution of this problem by independently measuring the solar neutrino flux via $\text{CE}\nu\text{NS}$ interactions. We show that the key ingredients needed for such an experiment are low energy thresholds $\mathcal{O}(\text{eV})$, which are already reached by current cryogenic solid state experiments, and high exposures $\mathcal{O}(\text{tonne year})$ as well as low background rates $\mathcal{O}(0.1 \text{ keV}^{-1} \text{ kg}^{-1} \text{ d}^{-1})$.

In this section, we restrict the flux parameters of all neutrinos of the pp-chain by pull-terms in the likelihood (around their model values and within the theoretical uncertainty of Tab. I), while the fluxes of the neutrinos of the CNO-cycle are left as fully free parameters. The sensitivity to the individual fluxes of the CNO neutrinos is limited, therefore we combine the sum of the three fluxes into a single fit parameter, ϕ_{CNO} , following the approach of Borexino in [23]. We test the statistical significance of the fitted summed CNO neutrino flux against the hypothesis of a low metallicity solar model (null hypothesis = LZ solar model).

The differences between the HZ model (Tab. I), the LZ model and a model without CNO neutrinos are small. The theoretical differential spectrum of the solar neutrino flux in a CaWO_4 detector is shown in Fig. 8 for all three cases.

The model BS05(OP) shows the largest deviations compared to helioseismological results in [13] and is therefore chosen as a LZ model in this section. Table II contains the factors for each of the flux parameters that transforms the HZ model of Tab. I into the LZ model BS05(OP).

As can be seen, the difference between the models for most neutrino fluxes is less than 1% (including the ^{17}F neutrino flux), while the fluxes of ^{13}N and ^{15}O neutrinos are reduced by roughly a factor of two. The factor of the summed CNO flux parameter is given by:

$$\phi_{\text{CNO,LZ}} = 0.5083 \cdot \phi_{\text{CNO,HZ}} \quad (8)$$

Analogous to the previous section, we fix the back-

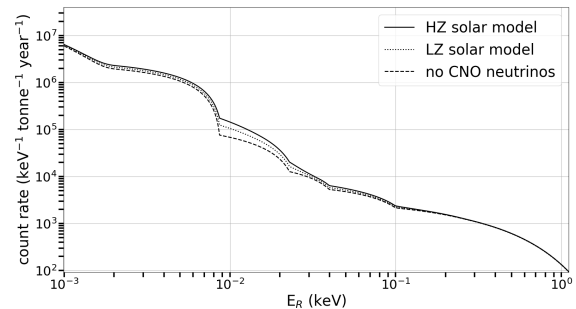


FIG. 8. Differences in the theoretical differential spectrum of the total solar neutrino flux in the three cases of a HZ solar model, a LZ solar model and a model containing no CNO neutrinos in a CaWO_4 detector.

ground level at $0.1 \text{ counts}/(\text{keV kg d})$. We compare the mean value and the standard deviation of the reconstructed CNO flux of 1000 Monte Carlo simulations of the HZ solar model in a CaWO_4 detector to the expected values of the HZ and the LZ solar model as a function of the exposure for three different thresholds (1 eV, 3 eV, 6 eV). The results are shown in Fig. 9.

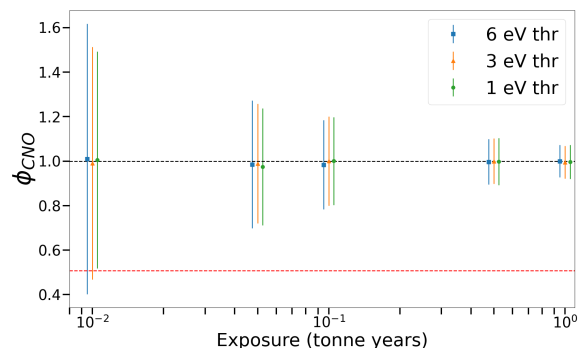


FIG. 9. The data points and error bars represent the mean and standard deviation of the reconstructed CNO neutrino flux normalization parameter of 1000 Monte Carlo simulations. The background rate is fixed at $0.1/(\text{keV d})$ for all settings. The exposure is increased from 0.01 tonneyears to 1 tonneyear for three different thresholds, indicated by the legend. The data points are slightly shifted around the exposure of the simulations for visibility. The black dashed line shows the model input value of the CNO flux of the HZ solar model and the red dashed line shows the expected value of the CNO flux from the LZ solar model.

At the lowest exposure of 0.01 tonneyears, the standard deviation of the reconstructed values overlap with the expected value of a LZ solar model. With increasing exposure, the uncertainties get smaller for all three thresholds and do not overlap. To express this in terms of a statistical significance we perform a hypothesis test. The null hypothesis describes the LZ solar model, with $\phi_{\text{CNO}} = 0.5083$, leading to the following test statistic,

TABLE II. Multiplying the flux parameters of the BP04(Garching) model with the factors given in this table leads to the low-metallicity BS05(OP) model.

flux ϕ_ν	pp	B8	N13	hep	pep	O15	F17	Be7
factor f_ν	1.0084	0.9913	0.5386	1.0063	1.0071	0.4679	0.9949	1.0000

q_{LZ} :

$$q_{\text{LZ}} = \begin{cases} -2 \ln \left(\frac{\mathcal{L}(\phi_{\text{CNO}}=0.5083, \hat{\vec{b}})}{\mathcal{L}(\hat{\phi}_{\text{CNO}}, \hat{\vec{b}})} \right) & , \hat{\phi}_{\text{CNO}} > 0.5083 \\ 0 & , \hat{\phi}_{\text{CNO}} < 0.5083 \end{cases} \quad (9)$$

with the background parameters, \vec{b} , being all neutrino fluxes of the pp-chain, $\vec{\phi}_{\text{pp}-\nu}$, and the rate of the flat background, r_b . We perform 4000 Monte Carlo simulations for each experimental setting to create the test statistic under the null hypothesis, confirming that it can be described well by a half χ^2 distribution with one degree of freedom. In some settings, this description leads to a slightly conservative approximation. Therefore, we can simply express the statistical significance by $Z = \sqrt{q_{\text{LZ}}^{\text{obs}}}$. We generate 4000 Monte Carlo datasets for each experimental setting under the HZ solar model and calculate the corresponding observed value of the test statistic of eq. 9. Figure 10 shows the fraction of simulated datasets that exclude the null hypothesis of a LZ solar model with a significance of at least 3σ ($Z \geq 3$) as a function of the increasing exposure.

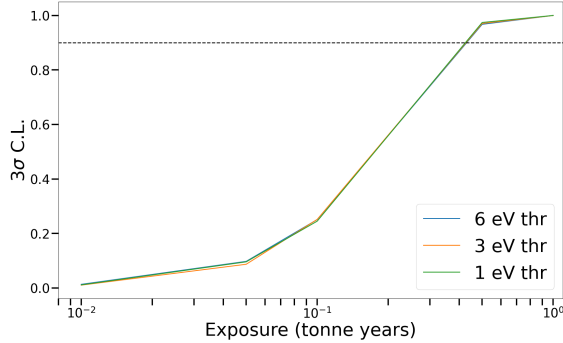


FIG. 10. The lines show the fraction of simulated datasets that exclude the null hypothesis of a LZ solar model with a significance of at least 3σ as a function of the exposure. The background rate is fixed at $0.1/(\text{keV kg d})$ for all settings. The exposure is increased from 0.01 tonne years to 1 tonne year for three different thresholds, indicated by the legend. The dashed line shows the 90 % probability of reaching a C.L. of 3σ .

The LZ solar model can be excluded with a significance of 3σ at a confidence level of at least 90 % for the settings with an exposure of 0.5 tonne years or larger in the case of all three tested thresholds. In the next step, we fix the exposure at 1 tonne year, while the background rate

is increased from $0.1/(\text{keV kg d})$ to $3/(\text{keV kg d})$ for all three thresholds. Analogous to before, we plot the C.L. at which the LZ solar model can be rejected with a significance of 3σ against the increasing background rate in Fig. 11.

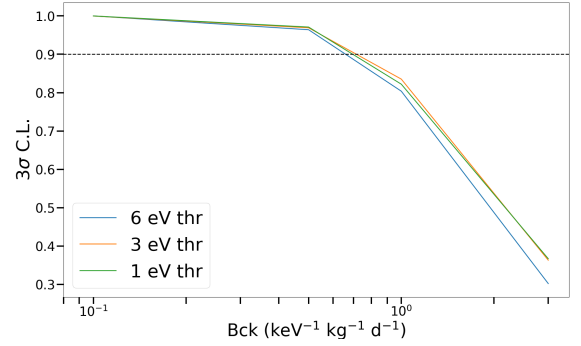


FIG. 11. The lines show the fraction of simulated datasets that exclude the null hypothesis of a LZ solar model with a significance of at least 3σ as a function of the background rate. The exposure is fixed at 1 tonne year for all settings. The background rate is increased from $0.1/(\text{keV kg d})$ to $3/(\text{keV kg d})$ for three different thresholds, indicated by the legend. The dashed line shows the 90 % probability of reaching a C.L. of 3σ .

For background rates between about $0.5/(\text{keV kg d})$ and $1/(\text{keV kg d})$ the probability at which the LZ solar model can be rejected at 3σ significance drops below 90 %. Analogous to Fig. 9, we also plot the reconstructed values of the CNO flux and their standard deviation against the increasing background level in Fig. 12.

In the case of a background rate smaller than $1/(\text{keV kg d})$, the standard deviation of the reconstructed values stays below about 10 % for the reconstructed CNO flux. With an increasing background rate the uncertainties increase and the mean of the reconstructed values starts to show deviations from the model input value. In this regime there is not enough sensitivity to reject the LZ solar model. If the background rate stays at around $0.5/(\text{keV kg d})$ or below, the experiment has a high probability ($\geq 90\%$) to reject the LZ solar model with at least 3σ significance.

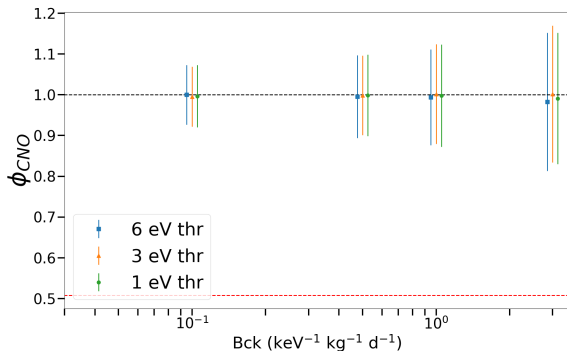


FIG. 12. The data points and error bars represent the mean and standard deviation of the reconstructed CNO neutrino flux normalization parameter of 1000 Monte Carlo simulations. The exposure is fixed at 1 tonne year for all settings. The background rate is increased from $0.1/(\text{keV kg d})$ to $3/(\text{keV kg d})$ for three different thresholds, indicated by the legend. The data points are slightly shifted around the background rate of the simulations for visibility. The black dashed line shows the model input value of the CNO flux of the HZ solar model and the red dashed line shows the expected value of the CNO flux from the LZ solar model.

IV. SENSITIVITY TO DARK MATTER

In the second part of this work we want to investigate the influence of a solar neutrino background on the sensitivity to dark matter signals. We first give a short description of the definition of the neutrino floor, followed by the calculation of sensitivity limits for dark matter signals below the neutrino floor.

A. The neutrino floor

There is no unique definition of the neutrino floor. A common choice is described in [1]: For a large number of different energy thresholds, a background-free exclusion limit (defined as isovalues corresponding to zero observed WIMP events) is calculated at 90 % C.L. The exposure at which each of these exclusion lines is calculated is adjusted so that exactly one neutrino background event is expected. By defining the neutrino floor as the minimum of these exclusion limits at each dark matter particle mass, the best possible estimate for the dark matter sensitivity for each dark matter mass in the presence of a single neutrino event can be calculated.

We show an example of the neutrino floor calculation for a CaWO_4 detector in Fig. 13 for a dark matter mass range from $10 \text{ MeV}/c^2$ to $10 \text{ GeV}/c^2$. The calculation was done for 200 different thresholds ranging from $0.1 \mu\text{eV}$ to 10 keV . The minimum of all lines at each mass, shown as a black line, represents the neutrino floor according to the definition we adopted.

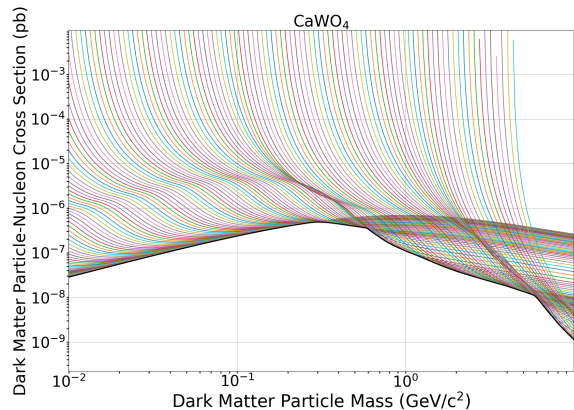


FIG. 13. Set of background-free 90 % C.L. exclusion limits for exposures corresponding to one neutrino event above the energy threshold for 200 different thresholds between $0.1 \mu\text{eV}$ and 10 keV in CaWO_4 . The black line is constructed by taking the minimum of the individual exclusion limits at each mass.

B. Sensitivity limits

We calculate sensitivity limits for a dark matter discovery in the presence of a solar neutrino background for different experimental settings, defined by the target material, energy threshold and exposure. The limits we calculate in this section correspond to a 90 % C.L. limit for a 3σ dark matter discovery. This means that a dark matter particle with mass and scattering cross section above the calculated limit would lead to a discovery with at least 3σ significance in at least 90 % of the experiments with the given settings. Some important points have to be mentioned here: We consider no other backgrounds than neutrinos and no energy resolution in the simulations. Furthermore, we assume an (unrealistic) energy independent efficiency of a 100 % for the experiments. Hence, the limits represent a best case scenario. The experimental settings for which the limits are computed are given in Tab. III.

TABLE III. A 3σ discovery limit is calculated for each of these experimental settings.

Material	Threshold (eV)	Exposure (tonne · year)
CaWO_4	1	0.1
CaWO_4	1	1
CaWO_4	0.1	1
CaWO_4	1	10
Al_2O_3	1	0.1
Al_2O_3	1	1
Al_2O_3	1	10

We assume an energy threshold of 1 eV in all experiments. For the setting with an exposure of 1 tonne year

with CaWO_4 detectors we also calculate a limit for a threshold of only 0.1 eV to show the strong effect of a reduced threshold in the low mass regime.

a. Method: We use the same likelihood function as defined in eq. 4, with some modifications. We replace the background terms f_b in eq. 5 - 7 with a term corresponding to a dark matter signal, f_χ , which we define as:

$$\tilde{f}_\chi(E_R, \sigma_\chi) = \epsilon \cdot \sigma_\chi \cdot \frac{dR_\chi}{dE_R}(E_R, \sigma_\chi = 1 \text{ pb}) \quad (10)$$

with $\frac{dR_\chi}{dE_R}(E_R, \sigma_\chi = 1 \text{ pb})$ being the expected differential recoil rate of dark matter with a dark matter-nucleon cross section of 1 pb, making the fit parameter σ_χ the cross section in units of pb. The expected differential recoil spectrum of dark matter is briefly sketched out in App. A. As now we are interested in a fit of the dark matter signal, while considering solar neutrinos as a background, all flux parameters are constrained by pull-terms around their theoretical model values of Tab. I.

We quantify the statistical significance of the fit of a dark matter signal in the presence of a background (alternative hypothesis, H_1), compared to a background only hypothesis (null hypothesis, H_0), with a profile likelihood ratio test statistic, defined as q_0 :

$$q_0 = \begin{cases} -2 \cdot \ln \left(\frac{\mathcal{L}(\sigma_\chi=0, \hat{\vec{\phi}}_\nu)}{\mathcal{L}(\hat{\sigma}_\chi, \hat{\vec{\phi}}_\nu)} \right) & , \hat{\sigma}_\chi \geq 0 \\ 0 & , \hat{\sigma}_\chi < 0 \end{cases} \quad (11)$$

The parameters are the dark matter-nucleon interaction cross section, σ_χ , and eight normalization parameters, $\vec{\phi}_\nu$, describing the neutrino fluxes of the solar neutrinos.

The distribution of q_0 should follow a half χ^2 distribution with one degree of freedom under the null hypothesis ($\sigma_\chi = 0$). This has been investigated and can be confirmed for all dark matter masses in the mass range investigated in this section. Therefore, the statistical significance in units of sigma can be expressed as the square root of the observed test statistic ($Z = \sqrt{q_0^{\text{obs}}}$).

We calculate the limits for a dark matter particle mass range from 50 MeV/c² to 10 GeV/c². For a given mass point, we define an interval of cross sections. For each cross section in this interval, we generate 1000 Monte Carlo datasets and subsequently fit them with both likelihood functions (\mathcal{L}_{H_0} and \mathcal{L}_{H_1}), from which we compute the observed test statistic q_0^{obs} (eq. 11). We interpolate the fraction of $Z = \sqrt{q_0^{\text{obs}}} \geq 3$ as a function of the cross sections in the defined interval, from which we can determine the value of the cross section σ_χ at which $Z \geq 3$ in 90 % of the experiments.

b. Results: The resulting dark matter discovery potentials for CaWO_4 detectors is shown in Fig. 14. The sensitivity limits fully immerse into the neutrino floor. This shows that the neutrino floor is not a hard limit and a dark matter discovery is still possible even below the classic definition. For this reason the term neutrino floor is often replaced by neutrino fog.

We additionally calculate the limit for an exposure of 1 tonne year and an even lower threshold of only 0.1 eV (green dotted line in Fig. 14). For dark matter masses above about 500 MeV/c², this limit is identical to the one calculated for a threshold of 1 eV with the same exposure. At lower masses, the lower threshold starts to drastically increase the sensitivity towards smaller cross sections. Below a mass of about 140 MeV/c², the limit calculated with a threshold of 0.1 eV reaches cross sections more than one order of magnitude smaller than the limit calculated with a threshold of 1 eV. Moreover, below masses of about 200 MeV/c² the sensitivity limit reaches lower cross sections than the limit calculated with an exposure of 10 tonne years. This shows that, in order to increase sensitivity to light dark matter masses in the presence of a solar neutrino background, decreasing the energy threshold is much more effective than increasing the exposure.

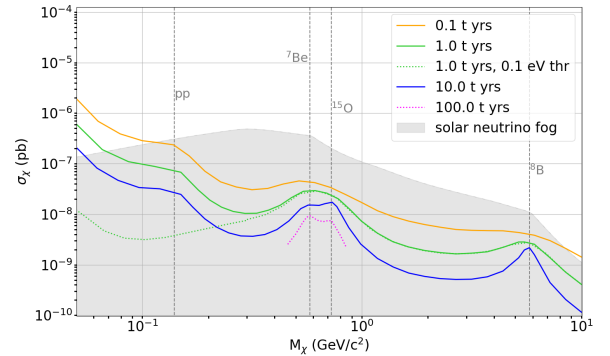


FIG. 14. 3σ discovery potential for dark matter in different experimental settings in CaWO_4 detectors. The dotted green line is calculated with a threshold of 0.1 eV. All other limits are calculated with a threshold of 1 eV. The dotted magenta line is calculated in a limited dark matter mass range with an exposure of 100 tonne years. The vertical gray dashed lines mark the dark matter masses at which the sensitivity is limited due to the strong similarities of the expected dark matter spectrum to one of the solar neutrino components. The gray shaded area depicts the neutrino fog.

Generally, below the neutrino floor the sensitivity increases with the square root of the exposure ($\sim \sqrt{\epsilon}$), corresponding to a poissonian background subtraction regime. This behaviour was already observed e.g. in [15]. The dashed vertical lines in Fig. 14 mark the dark matter masses at which the gain in sensitivity with an increased exposure deviates from this behaviour. The reason for this deviation is the strong similarity of the ex-

pected dark matter spectra with a particular component of the solar neutrino spectrum (indicated at the dashed lines).

A comparison of the discovery limits calculated for CaWO_4 and for Al_2O_3 is shown in Fig. 15. At masses below about $250 \text{ MeV}/c^2$, the dark matter count rate in Al_2O_3 detectors surpasses the one in CaWO_4 detectors (with the same dark matter interaction cross section), while the number of neutrino events above the 1 eV energy threshold is lower in the Al_2O_3 detectors. This leads to a much stronger dark matter discovery potential in sapphire detectors for masses below $250 \text{ MeV}/c^2$. Below a dark matter mass of $150 \text{ MeV}/c^2$ the limit of the Al_2O_3 detectors even exceed the limit of a CaWO_4 detector with 100 times more exposure.

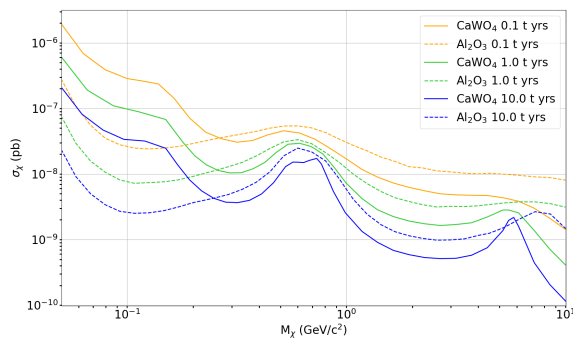


FIG. 15. Comparison of the 3σ discovery limits for three different exposures and an energy threshold of 1 eV for CaWO_4 detectors (solid lines) and Al_2O_3 detectors (dashed lines). Sapphire detectors have a much higher sensitivity at dark matter masses below about $250 \text{ MeV}/c^2$. Below a dark matter mass of about $150 \text{ MeV}/c^2$, the limit of a sapphire detector with an exposure of 0.1 tonne years is comparable with the limit of a CaWO_4 detector with the same threshold, but two orders of magnitude higher exposure. At higher masses, CaWO_4 has a stronger sensitivity to a dark matter discovery.

In conclusion, a lighter target, such as Al_2O_3 , has a highly increased sensitivity at lower dark matter masses. On the other hand, sensitivity towards dark matter particles with higher masses is enhanced with a heavier target, such as CaWO_4 .

c. Additional thoughts: An additional factor that can help to distinguish between $\text{CE}\nu\text{NS}$ and dark matter events that has not been included in this work is the expected seasonal modulation of the signals. Due to the relative motion of the Earth around the Sun, the rate of dark matter recoils is expected to follow an annual modulation [24]. In a similar way, due to the changing distance of the Earth to the Sun between the Perihel and the Aphel, the rate of solar neutrino interactions is expected to be affected, scaling with the inverse of the distance squared. This leads to a difference of about 6.7% with respect to the average rate. This modulation

was confirmed in a measurement of the ^7Be neutrino flux by Borexino [25]. Including this time dependence into the neutrino and dark matter models in the likelihood formalism can provide additional discrimination power.

V. CONCLUSION

In this work we explore the sensitivities of cryogenic solid state detectors to a flavor independent measurement of the fluxes of solar neutrinos. We do this in the framework of low energy threshold $\mathcal{O}(\text{eV})$ and high exposure $\mathcal{O}(\text{tonne year})$ experiments. Furthermore, with many dark matter direct detection experiments approaching or already reaching the neutrino floor, it becomes increasingly important to understand the expected signals and investigate the impact on the search for dark matter.

A. Sensitivity to solar neutrinos

We focus on the necessary requirements for a measurement of the flux of solar neutrinos via $\text{CE}\nu\text{NS}$. ^7Be and pp neutrinos are the dominant fluxes at low energies. We investigate the experimental settings needed to be able to correctly reconstruct these fluxes from the data. We find that the ^7Be flux can be reconstructed with an uncertainty smaller than the theoretical one in an experiment using CaWO_4 detectors with an exposure of 0.5 tonne years, a background rate smaller than $1/(\text{keV kg d})$ and an energy threshold smaller than 6 eV . In the case of an energy threshold of 1 eV , an exposure of 0.05 tonne years and a background rate smaller than $3/(\text{keV kg d})$ are already sufficient. An experiment using Al_2O_3 detectors with an energy threshold of 1 eV can reconstruct the pp neutrino flux with an uncertainty of less than 10% in the case of an exposure of 0.5 tonne years and a background rate of less than $0.5/(\text{keV kg d})$.

In general, a low threshold and background level are more crucial than a high exposure in the case of pp and ^7Be neutrinos. The precise reconstruction of the fluxes of these low energetic neutrinos in combination with the results of experiments measuring the electron scattering of such neutrinos opens up the possibility to test the MSW effect.

We additionally performed studies on the sensitivity to the summed flux of the CNO neutrinos. An accurate reconstruction of this flux can help to contribute to the solution of the solar metallicity problem. We found that an exposure of 1 tonne year with CaWO_4 detectors with energy thresholds below 6 eV and a background rate of below $1/(\text{keV kg d})$ is necessary to be able to reject a chosen LZ solar model with a significance of 3σ at a 90% C.L. The uncertainty on the reconstructed value of the CNO flux is below 10% for these experimental settings and thus lower than uncertainties from current experiments.

B. Impact on dark matter searches

Once the neutrino floor is reached, an accurate description of the expected spectral shape of the CE ν NS of solar neutrinos in cryogenic detectors is necessary to disentangle them from potential dark matter events. In this work we use a likelihood framework to calculate discovery potentials for dark matter signals in the presence of a solar neutrino background for two different detector materials (CaWO₄, Al₂O₃). We show that a dark matter discovery is possible even below the classic definition of the neutrino floor in an experiment with an energy threshold of $\mathcal{O}(\text{eV})$ and an exposure of $\mathcal{O}(\text{tonne year})$. This is very important for experiments working on upgrades of their setups. We also show that lowering the threshold is more effective than increasing the exposure in order to drastically increase the sensitivity to light dark matter masses ($\leq \mathcal{O}(100 \text{ MeV}/c^2)$).

ACKNOWLEDGMENTS

The authors would like to thank Lothar Oberauer for the helpful discussions and his support in the development of this work, and Heerak Banerjee for his invaluable help in outlining this work.

Appendix A: Dark Matter recoil rate

This section gives a short overview of the calculation of the event rates of spin-independent elastic dark matter-nucleus interactions in cryogenic solid state detectors. The differential recoil rate is expressed as:

$$\frac{dR_\chi}{dE_R} \propto \frac{\rho_\chi}{m_\chi} \frac{m_T}{2\mu_n^2} A^2 \sigma_n F^2(q) \int_{v_{\min}(E_R)}^{v_{\text{esc}}} \frac{f(v)}{v} d^3v \quad (\text{A1})$$

with $\rho_\chi = 0.3 \text{ GeV}/c^2/\text{cm}^3$ being the standard local dark matter density, m_χ the mass of the dark matter particle, m_T the mass of the target nucleus and μ_n the dark matter-nucleon reduced mass, $\mu_n = m_\chi \cdot m_n / (m_\chi + m_n)$. The material independent dark matter-nucleon interaction cross section σ_n is related to the spin-independent

zero-momentum transfer cross section on a point-like nucleus, σ_0 , via [26]:

$$\sigma_0 = \sigma_n \cdot A^2 \cdot \frac{\mu_T^2}{\mu_n^2} \quad (\text{A2})$$

introducing the A^2 (atomic number) into the recoil rate of eq. A1. To take the structure of the nucleus into account, the point-like cross section is multiplied with the nuclear form factor $F^2(q)$, depending on the momentum transfer $q = \sqrt{2m_T E_R}$, for which we use the Helm form factor parameterization [12]. The analytical description of the integral in eq. A1 over the velocity distribution, assuming a non-rotating maxwellian model, is given in [27]. The rotational velocity of the solar system is $v_s = 220 \text{ km/s}$ and the the velocity of the rest frame of the Earth moving through the galaxy is $v_0 = 232 \text{ km/s}$ [27]. The lower boundary of the integral, $v_{\min}(E_R) = \sqrt{\frac{m_T E_R}{2\mu_n^2}}$, corresponds to the minimal velocity a dark matter particle needs to create a recoil of energy E_R in the target. The upper boundary is given by the galactic escape velocity $v_{\text{esc}} = 544 \text{ km/s}$ [28]. An example of the expected recoil spectrum of a dark matter particle with a mass of $m_\chi = 1 \text{ GeV}/c^2$ in a CaWO₄ detector for an exposure of 1 kg d is shown in Fig. 16.

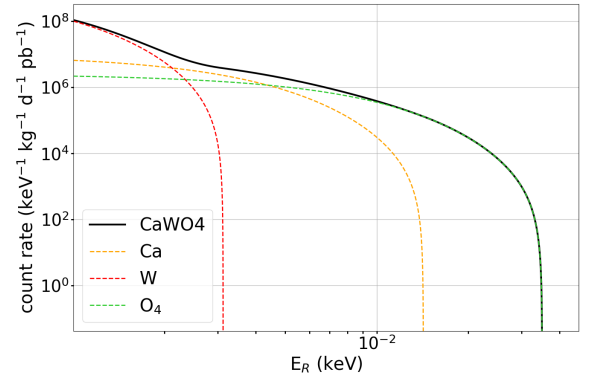


FIG. 16. Expected differential recoil spectrum in a CaWO₄ detector for a 1 GeV/ c^2 dark matter particle, showing the contribution of the individual target nuclei to the recoil spectrum.

-
- [1] J. Billard *et al.*, Implication of neutrino backgrounds on the reach of next generation dark matter direct detection experiments, *Phys. Rev. D* **89**, 023524 (2014).
 - [2] L. Baudis *et al.*, Neutrino physics with multi-ton scale liquid xenon detectors, *Journal of Cosmology and Astroparticle Physics* **2014** (01), 044.
 - [3] M. Schumann *et al.*, Dark matter sensitivity of multi-ton liquid xenon detectors, *Journal of Cosmology and*

Astroparticle Physics **2015** (10), 016.

- [4] E. Aprile *et al.* (XENON Collaboration), Search for Coherent Elastic Scattering of Solar ^8B Neutrinos in the XENON1T Dark Matter Experiment, *Phys. Rev. Lett.* **126**, 091301 (2021).
- [5] D. S. Akerib *et al.* (LUX-ZEPLIN Collaboration), Projected WIMP sensitivity of the LUX-ZEPLIN dark matter experiment, *Phys. Rev. D* **101**, 052002 (2020).

- [6] I. Alkhatib *et al.* (SuperCDMS Collaboration), Light Dark Matter Search with a High-Resolution Athermal Phonon Detector Operated above Ground, *Phys. Rev. Lett.* **127**, 061801 (2021).
- [7] M. F. Albakry *et al.* (SuperCDMS Collaboration), Investigating the sources of low-energy events in a SuperCDMS-HVeV detector, *Phys. Rev. D* **105**, 112006 (2022).
- [8] G. Angloher *et al.* (CRESST Collaboration), Results on sub-GeV dark matter from a 10 eV threshold CRESST-III silicon detector, *Phys. Rev. D* **107**, 122003 (2023).
- [9] G. Angloher *et al.* (CRESST Collaboration), Light dark matter search using a diamond cryogenic detector, *The European Physical Journal C* **84**, 324 (2024).
- [10] G. Angloher *et al.* (CRESST Collaboration), First observation of single photons in a CRESST detector and new dark matter exclusion limits, (2024), Manuscript in preparation.
- [11] D. Papoulias *et al.*, Recent Probes of Standard and Non-standard Neutrino Physics With Nuclei, *Frontiers in Physics* **7**, 191 (2019).
- [12] R. H. Helm, Inelastic and Elastic Scattering of 187-MeV Electrons from Selected Even-Even Nuclei, *Phys. Rev.* **104**, 1466 (1956).
- [13] J. N. Bahcall *et al.*, New Solar Opacities, Abundances, Helioseismology, and Neutrino Fluxes, *The Astrophysical Journal* **621**, L85 (2005).
- [14] J. N. Bahcall and A. M. Serenelli, How Do Uncertainties in the Surface Chemical Composition of the Sun Affect the Predicted Solar Neutrino Fluxes?, *The Astrophysical Journal* **626**, 530 (2005).
- [15] F. Ruppin *et al.*, Complementarity of dark matter detectors in light of the neutrino background, *Phys. Rev. D* **90**, 083510 (2014).
- [16] M. Agostini *et al.* (Borexino Collaboration), Comprehensive measurement of pp-chain solar neutrinos, *Nature* **562**, 505 (2018).
- [17] B. Aharmim *et al.* (SNO Collaboration), Combined analysis of all three phases of solar neutrino data from the Sudbury Neutrino Observatory, *Phys. Rev. C* **88**, 025501 (2013).
- [18] K. Abe *et al.* (Super-Kamiokande Collaboration), Solar neutrino measurements in Super-Kamiokande-IV, *Phys. Rev. D* **94**, 052010 (2016).
- [19] A. Y. Smirnov, The MSW effect and Solar Neutrinos (2003), [arXiv:hep-ph/0305106](https://arxiv.org/abs/hep-ph/0305106) [hep-ph].
- [20] S. Böser *et al.*, Status of light sterile neutrino searches, *Progress in Particle and Nuclear Physics* **111**, 103736 (2020).
- [21] D. G. Cerdeño *et al.*, CNO neutrino Grand Prix: the race to solve the solar metallicity problem, *Journal of Cosmology and Astroparticle Physics* **2018** (04), 037.
- [22] M. Agostini *et al.* (Borexino Collaboration), Experimental evidence of neutrinos produced in the CNO fusion cycle in the Sun, *Nature* **587**, 577 (2020).
- [23] S. Appel *et al.* (Borexino Collaboration), Improved Measurement of Solar Neutrinos from the Carbon-Nitrogen-Oxygen Cycle by Borexino and Its Implications for the Standard Solar Model, *Phys. Rev. Lett.* **129**, 252701 (2022).
- [24] K. Freese *et al.*, Colloquium: Annual modulation of dark matter, *Rev. Mod. Phys.* **85**, 1561 (2013).
- [25] M. Agostini *et al.* (Borexino Collaboration), Seasonal modulation of the ^7Be solar neutrino rate in Borexino, *Astroparticle Physics* **92**, 21 (2017).
- [26] E. Del Nobile, *The Theory of Direct Dark Matter Detection* (Springer, 2022).
- [27] F. Donato *et al.*, Effects of galactic dark halo rotation on WIMP direct detection, *Astroparticle Physics* **9**, 247 (1998).
- [28] M. C. Smith *et al.*, The RAVE survey: constraining the local Galactic escape speed, *Monthly Notices of the Royal Astronomical Society* **379**, 755 (2007), <https://academic.oup.com/mnras/article-pdf/379/2/755/3399611/mnras0379-0755.pdf>.