

# Probing orbits of stellar mass objects deep in galactic nuclei with quasi-periodic eruptions – II: population analysis

Cong Zhou,<sup>1,2,\*</sup> Binyu Zhong,<sup>3</sup> Yuhe Zeng,<sup>4</sup> Lei Huang,<sup>5,6</sup> and Zhen Pan<sup>7,8,†</sup>

<sup>1</sup>CAS Key Laboratory for Research in Galaxies and Cosmology, Department of Astronomy,  
University of Science and Technology of China, Hefei 230026, P. R. China

<sup>2</sup>School of Astronomy and Space Sciences, University of Science and Technology of China, Hefei 230026, P. R. China

<sup>3</sup>School of Physics and Technology, Wuhan University, Wuhan 430072, P.R.China

<sup>4</sup>School of Physics, Nankai University, Tianjin 300071, People's Republic of China

<sup>5</sup>Shanghai Astronomical Observatory, Chinese Academy of Sciences,  
80 Nandan Road, Shanghai 200030, People's Republic of China

<sup>6</sup>Key Laboratory for Research in Galaxies and Cosmology,  
Chinese Academy of Sciences, Shanghai 200030, People's Republic of China

<sup>7</sup>Tsung-Dao Lee Institute, Shanghai Jiao-Tong University, Shanghai,  
520 Shengrong Road, 201210, People's Republic of China

<sup>8</sup>School of Physics & Astronomy, Shanghai Jiao-Tong University,  
Shanghai, 800 Dongchuan Road, 200240, People's Republic of China

(Dated: May 13, 2024)

Quasi-periodic eruptions (QPEs) are intense repeating soft X-ray bursts with recurrence times about a few hours to a few weeks from galactic nuclei. Though the debates on the origin of QPEs have not completely settled down, more and more analyses favor the interpretation that QPEs are the result of collisions between a stellar mass object (a stellar mass black hole or a main sequence star) and an accretion disk around a supermassive black hole (SMBH) in galactic nuclei. If this interpretation is correct, QPEs will be invaluable in probing the orbits of stellar mass objects in the vicinity of SMBHs, and further inferring the formation of extreme mass ratio inspirals (EMRIs), one of the major targets of spaceborne gravitational wave missions. In this work, we extended the EMRI orbital analysis in Paper I [1] to all the known QPE sources with more than 6 flares observed. Among all the analyzed 5 QPE sources, two distinct EMRI populations are identified: 4 EMRIs are of low orbital eccentricity (consistent with 0) which should be born in the wet EMRI formation channel, and 1 mildly eccentric EMRI (with  $e = 0.25^{+0.18}_{-0.20}$  at  $2\text{-}\sigma$  confidence level) is consistent with the predictions of both the dry loss-cone formation channel and the Hills mechanism.

## I. INTRODUCTION

Since the first detection of intense X-ray eruptions more than a decade ago [2], X-ray quasi-periodic eruptions (QPEs) from nine different nearby galactic nuclei have been detected [3–10]. Most of these QPEs are with recurrence times about a few hours to ten hours, while QPEs from Swift J023017.0+283603 (Swift J023017 hereafter) are exceptional with a much longer recurrence time  $\sim 3$  weeks [8, 9]. Most of the QPE hosts are dwarf galaxies which harbor low-mass ( $\approx 10^5$ –a few times  $10^6 M_\odot$ ) central supermassive black holes (SMBHs) [11–13]. The central SMBH of Swift J023017 is found to be possibly heavier with mass  $\log(M_\bullet/M_\odot) = 6.6 \pm 0.4$  [9]. The recent detection of QPEs (eRO-QPE 4) from galaxy 2MASS 04453380-1012047 with a recurrence time  $\sim (11 - 15.5)$  hours pushed the high-mass end to  $M_\bullet \sim 10^7 M_\odot$  [10]. Similar to tidal disruption events (TDEs), QPEs are preferentially found in poststarburst galaxies [12], and three QPE sources (GSN 069, XMMSL1 J024916.6-04124, eRO-QPE3) and a candidate (AT 2019vcb) have been directly associated with previous TDEs [7, 10, 13–16]. The presence of a narrow region and the absence of luminous broad emission lines in all QPE host galaxies imply the hosts are recently switched-

off active galactic nuclei (AGNs) [12]. All the known QPEs are similar in the peak luminosity ( $10^{42} - 10^{43}$  ergs  $\text{s}^{-1}$ ), the thermal-like X-ray spectra with temperature  $kT \approx 100 - 250$  eV, and the temperature  $50 - 80$  eV in the quiescent state. For most QPE sources with more than three flares detected, the QPEs display two alternating peak luminosities  $I_{\text{strong}}$  and  $I_{\text{weak}}$  and two alternating occurrence times  $T_{\text{long}}$  and  $T_{\text{short}}$ . Besides the common properties briefly summarized above and shared by most QPEs, there are a number of peculiar features in several QPE sources yielded by long term observations, including the disappearance and reappearance of QPEs and their association with the quiescent state luminosity, the large change in the QPE recurrence times  $T_{\text{long,short}}$ , the complex rising and decay profiles of QPE light curves (see [17] for GSN 069 and [6, 18, 19] for eRO-QPE1).

For understanding the origin of QPEs, many models have been proposed, including models based on different disk instabilities [20–24], self-lensing binary massive black hole [25], mass transfer at pericenter from stars or white dwarfs orbiting around the SMBH in the form of repeating partial tidal disruption events (TDEs) or repeating roche lobe overflows [26–35], and the EMRI+TDE disk model where QPEs are the result of periodic impacts between a stellar-mass object (SMO), a main sequence star or a stellar mass black hole (sBH), and the accretion disk that is formed following a recent TDE [36–40].

As briefly summarized above, QPEs are actually bi-quasi-periodic phenomena with two different and varying periods  $T_{\text{long}}$  and  $T_{\text{short}}$ . As noted in Ref. [1] (hereafter Paper I),

\* dysania@mail.ustc.edu.cn

† zhpan@sjtu.edu.cn

the two varying periods are tightly correlated with a stable sum  $T_{\text{long}} + T_{\text{short}}$  for GSN 069. These two observational facts are the natural consequences in the EMRI+disk model, while pose a huge challenge for other models. Though the debates on the origin(s) of QPEs have not settled down, the EMRI+disk interpretation is favored by more and more analyses (see e.g., Refs. [1, 9, 10, 18, 19, 39–41] for detailed discussions). As we will see later, the accretion disk in some QPE sources is simply an AGN accretion disk and seems unrelated to a previous TDE. Therefore, we will use the more inclusive name “EMRI+disk model” in this paper.

If the QPEs are indeed sourced by collisions between SMOs and accretion disks around SMBHs, they will be a sensitive probe to orbits of SMOs in the vicinity of SMBHs and consequently to the formation rate and formation processes of EMRIs [1, 42, 43]. As shown in Paper I, the EMRI orbital parameters can be constrained from the flare timing of QPEs, and the EMRI in GSN 069 is found to be of low eccentricity ( $e \lesssim 0.1$ ) and semi-major axis about  $O(10^2)$  gravitational radii of the central SMBH. This nearly circular and tight EMRI orbit provides a strong constraint on its formation channel: it is consistent with the prediction of the (wet) AGN disk channel [44–52], while incompatible with the (dry) loss-cone channel [53–58] or the Hills mechanism [59, 60]. In this work, we apply the same orbital analysis to all the known QPEs with more than 6 flares detected where the EMRI orbit can be reasonably constrained. Among all the 5 analyzed QPE sources, we find that 4 EMRIs are of low eccentricity (consistent with 0, see Figs. 10–16) which are consistent with the prediction of the wet EMRI formation channel, and 1 EMRI with non-zero eccentricity ( $e = 0.25^{+0.18}_{-0.20}$  at 2- $\sigma$  confidence level) is consistent with the predictions of both the Hills mechanism and the dry loss-cone formation channel. If these EMRIs are a representative sample of sBH EMRIs, we expect to see a bimodal distribution of EMRI eccentricities as they enter the sensitivity band of spaceborne gravitational detectors (see Fig. 9).

This paper is organized as follows. In Section II, we briefly review the EMRI+disk model, and the main points of the Bayesian analysis method we will use for constraining the model parameters. In Section III, we show the EMRI orbital parameters inferred from the QPE light curves. In Section IV, we discuss the implications of QPEs on the EMRI formation and future gravitational wave (GW) detection of EMRIs. In Appendix, we summarize the posterior corner plot of the flare timing model parameters of each QPE source analyzed in this work. Throughout this paper, we use the geometrical units with convention  $G = c = 1$ .

## II. EMRI+DISK MODEL

As discussed in Paper I, given an EMRI+disk system, one can in principle predict both the collision times between the SMO and the disk and the resulting QPE light curve. For mitigating the impact of the uncertainties in the disk model, we choose to constrain the EMRI kinematics and the QPE emission separately: we first fit each QPE with a simple light curve model and obtain the starting time of each flare  $t_0 \pm \sigma(t_0)$ ,

which is identified as the observed disk crossing time and used for constraining the EMRI kinematics.

According to the Bayes theorem, the posterior of parameters given data is

$$\mathcal{P}(\Theta|d) \propto \mathcal{L}(d|\Theta)\pi(\Theta), \quad (1)$$

where  $\mathcal{L}(d|\Theta)$  is the likelihood of detecting data  $d$  given a model with parameters  $\Theta$  and  $\pi(\Theta)$  is the parameter prior assumed. In the following two subsections, we will explain the light curve model, the flare timing model, and define their likelihoods.

### A. Light curve model

In Paper I, we considered two light curve models, a physical plasma ball model and a phenomenological model, in analyzing the GSN 069 flares. As a result, we obtained consistent constraints on the flare starting times with the two models and therefore consistent constraints of the EMRI orbital parameters. For simplicity in this work, we only use the simple phenomenological model [6, 61]

$$L_X(t) = \begin{cases} 0 & \text{if } t \leq t_p - t_{\text{as}} \\ L_p e^{\sqrt{\tau_1/\tau_2} e^{\tau_1/(t_p - t_{\text{as}} - t)}} & \text{if } t_p - t_{\text{as}} < t < t_p \\ L_p e^{-(t - t_p)/\tau_2} & \text{if } t \geq t_p \end{cases} \quad (2)$$

in fitting the flare light curves, where  $t_{\text{as}} = \sqrt{\tau_1 \tau_2}$ . Following the definition in Ref. [61], we define the flare starting time as when the flux is  $1/e^3$  of the peak value, i.e.,  $L_X(t_0) = L_p/e^3$ . Therefore only 3 out of the 4 time variables are independent, and we take  $\{t_0, t_p, \tau_2\}$  and  $L_p$  as the independent model parameters.

In addition to the QPEs, quasi-periodic oscillations (QPOs) has been identified in the quiescent state luminosity of GSN 069, we therefore model the background luminosity as

$$L_{\text{bgd}}(t) = B + A \sin(2\pi(t - t_0)/P_{\text{QPO}} + \phi_{\text{QPO}}), \quad (3)$$

where  $B$  is the average background luminosity,  $A, P_{\text{QPO}}, \phi_{\text{QPO}}$  are the QPO amplitude, period and initial phase, respectively. For other QPE sources considered in this work, there is no clear signature of QPOs, therefore the background luminosity is simply modeled as a constant  $L_{\text{bgd}}(t) = B$ .

Similar to in Paper I, we define the likelihood of seeing data  $d$  given the light curve model above as

$$\mathcal{L}_{\text{emission}}(d|\Theta) = \prod_i \frac{1}{\sqrt{2\pi(F\sigma_i)^2}} \exp\left\{-\frac{(L(t_i) - d_i)^2}{2(F\sigma_i)^2}\right\}, \quad (4)$$

where  $d_i, \sigma_i$  are the measured luminosity and errorbar at time  $t_i$ , respectively,  $L(t_i) = L_X(t_i) + L_{\text{bgd}}(t_i)$  is the model predicted luminosity [Eqs. (2,3)], and  $F$  is a scale factor taking possible calibration uncertainty into account. For Swift J023017 in quiescent state, non-detection has been reported in the form of upper limits, e.g.,  $\mu(t_j)$  at 99% confidence level. The likelihood of seeing these upper limits can be formulated as

$$\mathcal{L}_{\text{emission}}^{\text{non-det}}(d|\Theta) = \prod_j \frac{1}{2F\mu_j} \text{erfc}\left(\frac{L(t_j) - F\mu_j}{0.036F\mu_j}\right), \quad (5)$$

where  $\text{erfc}(x)$  is the complementary error function and the factor 0.036 comes from the confidence level constraint  $\int_1^\infty \frac{1}{2} \text{erfc}\left(\frac{x-1}{0.036}\right) dx = 0.01$ . In the similar way, the scale factor  $F$  has been introduced taking possible calibration uncertainty into account.

### B. Flare timing model

In the EMRI+ disk model, we assume a SMO moving on the geodesic and a steady disk lying on the equator, and the observed flare starting time is identified as when the SMO crosses the upper surface of the accretion disk plus light propagation delays to the observer. In this section, we will first introduce the basics of EMRI kinematics around a Kerr black hole (BH), then the propagation delays and finally define the likelihood function.

In the Kerr spacetime, the EMRI geodesic is integrable with four integrals of motion,  $\{E, L, C, \mathcal{H}\}$ . In term of 4-momentum components  $p_\mu$ , the energy and the  $z$ -component of angular momentum are

$$E = -p_t, \quad (6)$$

and

$$L = p_\phi. \quad (7)$$

The Carter constant is [62]

$$C = p_\theta^2 + a^2 \cos^2 \theta (\mu^2 - p_t^2) + \cot^2 \theta p_\phi^2, \quad (8)$$

and the Hamiltonian is

$$\mathcal{H} = \frac{1}{2} g^{\mu\nu} p_\mu p_\nu = \frac{\Delta}{2\Sigma} p_r^2 + \frac{1}{2\Sigma} p_\theta^2 + \frac{(p_\phi + a \sin^2 \theta p_t)^2}{2\Sigma \sin^2 \theta} - \frac{[(r^2 + a^2)p_t + ap_\phi]^2}{2\Sigma\Delta}, \quad (9)$$

where  $\mu$  is the rest mass of the SMO,  $a$  is the dimensionless spin,  $\Delta = r^2 - 2r + a^2$ , and  $\Sigma = r^2 + a^2 \cos^2 \theta$ . Inverting the four equations above, the momentum  $p_\mu$  can be written in terms of the integrals of motion as

$$\begin{aligned} p_r &= \pm \frac{\sqrt{V_r(r)}}{\Delta}, & p_\theta &= \pm \sqrt{V_\theta(\theta)}, \\ p_t &= -E, & p_\phi &= L, \end{aligned} \quad (10)$$

where the two potentials are

$$\begin{aligned} V_r(r) &= [(r^2 + a^2)E - aL]^2 - \Delta[\mu^2 r^2 + (L - aE)^2 + C], \\ V_\theta(\theta) &= C - \left[ (\mu^2 - E^2)a^2 + \frac{L^2}{\sin^2 \theta} \right] \cos^2 \theta. \end{aligned} \quad (11)$$

These two potentials define the boundaries of the geodesic motion in the  $r$  and  $\theta$  directions, respectively: the pericenter/apocenter separations  $r_{-/+}$  are the two largest roots to equation  $V_r(r) = 0$ , and the minimum polar angle  $\theta_{\min}$  is the root to equation  $V_\theta(\theta) = 0$ . In terms of commonly

used orbital parameters, eccentricity  $e$  and semi-latus rectum  $p$ ,  $r_\pm = p/(1 \mp e)$ . The conversion relations between the integrals of motion  $(E, L, C)$  and the orbital parameters  $(p, e, \theta_{\min})$  has been derived in Ref. [63].

In the Hamiltonian language, the equations of motion are in the familiar form

$$\begin{aligned} \dot{x}^\mu &= \frac{\partial \mathcal{H}}{\partial p_\mu}, \\ \dot{p}_\mu &= -\frac{\partial \mathcal{H}}{\partial x^\mu}, \end{aligned} \quad (12)$$

where the dot is the derivative with respect to the proper time. Considering a bound orbit with parameters  $(p, e, \theta_{\min})$ , we first obtain the integrals of motion  $(E, L, C)$  using the conversion relation [63], then set the initial condition

$$\begin{aligned} t_{\text{ini}} &= t_0^{(1)}, \\ r_{\text{ini}} &= \frac{p}{1 + e \cos \chi_{r0}}, \\ \cos \theta_{\text{ini}} &= \cos \theta_{\min} \cos \chi_{\theta 0}, \\ \phi_{\text{ini}} &= \phi_0, \\ p_{r,\text{ini}} &= \frac{\sqrt{V_r(r_{\text{ini}})}}{\Delta} \text{sign}(\sin \chi_{r0}), \\ p_{\theta,\text{ini}} &= \sqrt{V_\theta(\theta_{\text{ini}})} \text{sign}(\sin \chi_{\theta 0}), \end{aligned} \quad (13)$$

where  $t_0^{(1)}$  is the starting time of the 1st flare observed, and  $\chi_{r0}, \chi_{\theta 0}, \phi_0$  are the initial phases in the  $r, \theta, \phi$  directions, respectively.

Without loss of generality, we set the line of sight angles as  $\theta_{\text{obs}} \in (0, \pi/2)$ ,  $\phi_{\text{obs}} = 0$ , i.e., the observer lies in the  $x-z$  plane with unit direction vector  $\vec{n}_{\text{obs}} = (\sin \theta_{\text{obs}}, 0, \cos \theta_{\text{obs}})$ , consequently observable collisions happen when the SMO crosses the upper surface of the disk  $z(t_{\text{crs}}) = H$  (we set the disk height to the mid-plane as  $H = 1.5M_\bullet$  in this work). The propagation times of different flares at different collision locations  $r_{\text{crs}} \vec{n}_{\text{crs}}$  to the observer will also be different. Taking the light propagation delays into account, we can write  $t_{\text{obs}} = t_{\text{crs}} + \delta t_{\text{geom}} + \delta t_{\text{shap}}$ , where

$$\begin{aligned} \delta t_{\text{geom}} &= -r_{\text{crs}} \vec{n}_{\text{obs}} \cdot \vec{n}_{\text{crs}}, \\ \delta t_{\text{shap}} &= -2M_\bullet \ln[r_{\text{crs}}(1 + \vec{n}_{\text{obs}} \cdot \vec{n}_{\text{crs}})], \end{aligned} \quad (14)$$

are corrections caused by different path lengths and different Shapiro delays [64], respectively.

With model predicted flare starting times  $t_{\text{obs}}(\Theta)$  and the data  $d = \{t_0^{(k)} \pm \sigma(t_0^{(k)})\}$  obtained from fitting the QPE light curves, the likelihood of seeing data  $d$  in the EMRI+disk model with parameters  $\Theta$  is therefore

$$\mathcal{L}_{\text{timing}}(d|\Theta) = \prod_k \frac{1}{\sqrt{2\pi(\sigma(t_0^{(k)}))^2}} \exp\left\{-\frac{(t_{\text{obs}}^{(k)} - t_0^{(k)})^2}{2(\sigma(t_0^{(k)}))^2}\right\}. \quad (15)$$

As noticed in Paper I, the simple phenomenological model [Eq. (2)] may not capture all physical processes that contribute to the QPE light curves. To model the possible extra time delays/advances from these unmodeled processes, we inflated

the uncertainties  $\sigma(t_0^{(k)})$  by a free factor  $F_i$  in Paper I. A more motivated approach of delineating unmodeled effects has been proposed in the context of hierarchical test of General Relativity with gravitational waves [65]. In the same approach, we assume the unmodeled delays follows a Gaussian distribution

$$p(\delta t_{\text{sys}}^{(k)}) = \frac{1}{\sqrt{2\pi\sigma_{\text{sys}}^2}} \exp\left(-\frac{(\delta t_{\text{sys}}^{(k)})^2}{2\sigma_{\text{sys}}^2}\right), \quad (16)$$

and the likelihood is modified as

$$\begin{aligned} \mathcal{L}_{\text{timing}}(d|\Theta) &= \prod_k \int \frac{1}{\sqrt{2\pi(\sigma(t_0^{(k)}))^2}} \exp\left\{-\frac{(t_{\text{obs}}^{(k)} + \delta t_{\text{sys}}^{(k)} - t_0^{(k)})^2}{2(\sigma(t_0^{(k)}))^2}\right\} \\ &\quad \times p(\delta t_{\text{sys}}^{(k)}) d\delta t_{\text{sys}}^{(k)}, \\ &= \prod_k \frac{1}{\sqrt{2\pi(\tilde{\sigma}(t_0^{(k)}))^2}} \exp\left\{-\frac{(t_{\text{obs}}^{(k)} - t_0^{(k)})^2}{2(\tilde{\sigma}(t_0^{(k)}))^2}\right\}, \end{aligned} \quad (17)$$

where  $(\tilde{\sigma}(t_0^{(k)}))^2 = (\sigma(t_0^{(k)}))^2 + \sigma_{\text{sys}}^2$  is the uncertainty contributed by both modeled and unmodeled uncertainties.

In addition to the QPE light curves, the central SMBH masses are inferred from the stellar velocity dispersion using the  $M_\bullet - \sigma_\star$  relation [66, 67]. The likelihood is naturally defined as

$$\mathcal{L}_{M_\bullet}(d|\Theta) = \frac{1}{\sqrt{2\pi\sigma_{\log_{10} M_\bullet}^2}} \exp\left\{-\frac{(\log_{10} M_\bullet - \mu_{\log_{10} M_\bullet})^2}{2\sigma_{\log_{10} M_\bullet}^2}\right\}, \quad (18)$$

where  $\mu_{\log_{10} M_\bullet}$  and  $\sigma_{\log_{10} M_\bullet}$  are the central value and the uncertainty of inferred SMBH mass, respectively (see [12] for a brief summary of the mass measurements of SMBHs in the QPE host galaxies).

To summarize, there are 10 parameters in the flare timing model with the total likelihood  $\mathcal{L}_{\text{timing}} \times \mathcal{L}_{M_\bullet}$ : the intrinsic orbital parameters ( $p, e, \theta_{\text{min}}$ ), the initial phases ( $\chi_{r,0}, \chi_{\theta,0}, \phi_0$ ), the polar angle of the observer  $\theta_{\text{obs}}$ , the mass of the SMBH  $M_\bullet$  or equivalently the orbital period  $T_{\text{obt}} := 2\pi(A/M_\bullet)^{3/2} M_\bullet$  (with semi-major axis  $A = p/(1 - e^2)$ ), the dimensionless spin of the SMBH  $a$  and the parameter  $\sigma_{\text{sys}}$ . Same to Paper I, the model parameter inferences in this work are also performed using the *nessai* [68] algorithm in Bilby [69].

### III. EMRI ORBITAL PARAMETERS

Currently, eight QPE sources and one candidate in total [3–10, 16] have been reported. Not all are useful to our EMRI orbital analysis due to the limited number of flares detected from some of these sources. For XMMSL1 J024916.6-04124 [7], only 1.5 flares have been detected, with a flare fully resolved and another partially resolved at the edge of the exposure time. For AT 2019vcv [16], only 1 flare has been reported, therefore this source is classified as a candidate. For both eRO-QPE 3 and 4 [10], only 3 flares have been detected by XMM-Newton (while NICER data are of bad quality in solving the flares).

$\Theta$	$\pi(\Theta)$
$p [M_\bullet]$	$\mathcal{U}[50, 500]$
$e$	$\mathcal{U}[0, 0.9]$
$\cos(\theta_{\text{min}})$	$\mathcal{U}[0, 1]$
$\chi_{r,0}$	$\mathcal{U}[0, 2\pi]$
$\chi_{\theta,0}$	$\mathcal{U}[0, \pi]$
$\phi_0$	$\mathcal{U}[0, 2\pi]$
$T_{\text{obt}} [\text{ks}]$	$\mathcal{U}[60, 70]$
$a$	$\mathcal{U}[0, 1]$
$\theta_{\text{obs}}$	$\mathcal{U}[0, \pi/2]$
$\sigma_{\text{sys}} [\text{ks}]$	$\mathcal{U}[0, 2]$

TABLE I. The priors used in the orbital parameter inference of GSN 069 EMRI.

In this work, we apply the EMRI orbital analysis to the remaining 5 QPE sources, where a reasonable number of flares are available for constraining the model parameters. For GSN 069, we use the same light curve data as in Paper I (see Paper I for more data reprocessing details). For other sources that have been detected with XMM-Newton, we reprocessed the raw data from EPIC-pn camera [70] of the XMM-Newton mission, using the latest XMM-Newton Science Analysis System (SAS) and the Current Calibration Files (CCF). The photon arrival times are all barycentre-corrected in the DE405-ICRS reference system. For eRO-QPE 1, we directly take the data in Ref. [19]. For Swift J023017, we take the data in Ref. [9]. In the remainder of this section, we first briefly introduce the observations available of each QPE source, then summarize the constraints on the orbital parameters obtained from these observations.

#### A. GSN 069

GSN 069 have been extensively monitored (XMM Newton 1-12 and Chandra) since the first detection of QPEs a decade ago [13, 17]. QPEs are found only in XMM 3-6 and 12 and the Chandra observation, when the quiescent state luminosity is low. From the quiescent state light curves, it is likely that two (partial) TDEs has happened with  $\sim 9$  years apart. QPEs in XMM 3-5 shows clear alternating long-short pattern in the recurrence times and alternating strong-weak pattern in the QPE intensities. During XMM 6 (and possibly 12), the QPEs become irregular in the sense that the alternating strong-weak pattern is not well preserved. This is likely the result of the perturbation from the second partial TDE (see Paper I for more details). Therefore we use observations XMM 3-5 only for constraining the EMRI orbital parameters as in Paper I. The central SMBH mass inferred from the stellar velocity dispersion measurement is  $\log_{10}(M_\bullet/M_\odot) = 5.99 \pm 0.5$  [71].

In Table I, we show the priors used in the Bayesian inference of orbital parameters. All of them are uninformative uniform priors in a reasonable range.

In Fig. 1, we show the EMRI orbit of the best-fit flare timing model (with orbital parameters  $p = 185 M_\bullet, e = 0.04, T_{\text{obt}} = 64.6 \text{ ks}$ ) along with the starting time of each flare. The posterior corner plot of all the model parameters is shown in Fig. 10



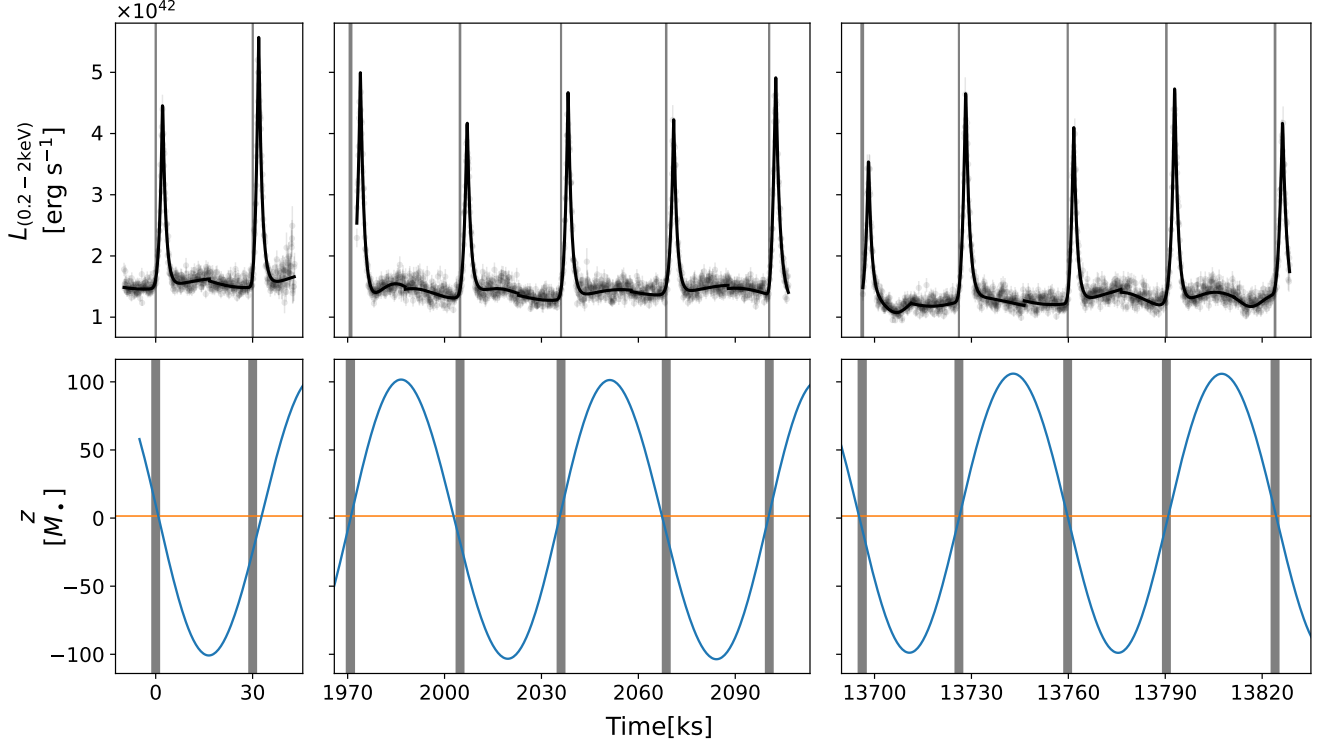


FIG. 1. Top panel: light curve data of GSN 069 along with the best fit of the light curve model, where the vertical bands are the inferred starting times  $t_0^{(k)} \pm \sigma(t_0^{(k)})$  of the QPEs. Bottom panel:  $z(t)$  of the best-fit orbit ( $p = 185 M_{\bullet}$ ,  $e = 0.04$ ,  $T_{\text{obt}} = 64.6$  ks), where the horizontal line denotes the disk surface  $z = H$  and the verticals bands are the inferred starting times  $t_0^{(k)} \pm \tilde{\sigma}(t_0^{(k)})$ , with  $\tilde{\sigma}(t_0^{(k)}) = \sqrt{(\sigma(t_0^{(k)}))^2 + \sigma_{\text{sys}}^2}$ .

in Appendix, where the orbital parameters are constrained as

$$\begin{aligned} p &= 279_{-182}^{+188} M_{\bullet}, \\ e &= 0.05_{-0.05}^{+0.09}, \\ T_{\text{obt}} &= 64.6_{-1.9}^{+1.1} \text{ ks}, \end{aligned} \quad (19)$$

at 2- $\sigma$  confidence level, respectively. In addition, the SMBH spin  $a$  is unconstrained because the Lense-Thirring precession timescale of the SMO is too long to be resolved in the limited observations of GSN 069. Not surprisingly, the constraints above are wider compared to and consistent with those in Paper I, where a Schwarzschild SMBH ( $a = 0$ ) is assumed.

In comparison with the best-fit orbital parameters in Paper I ( $p = 171 M_{\bullet}$ ,  $e = 0.04$ ,  $T_{\text{obt}} = 63.7$  ks), there is a  $\delta T_{\text{obt}} = 0.9$  ks difference in the two orbital periods. As a result, the two orbits starting with the same initial phase (XMM 3) are off by half cycle at  $t = T_{\text{obt}}^2 / (2\delta T_{\text{obt}}) \approx 2 \times 10^3$  ks (XMM 4).

### B. RX J1301.9+2747

RX J1301.9+2747 (hereafter RX J1301) is the second identified but the first detected QPE source. In 1991, a rapid flare, albeit only decaying phase, was detected in the ROSAT light curve of RX J1301.9+2747 [72]. In 2000, the first complete flare detection of RX J1301 was made by XMM-Newton,

where a single flare was seen in EPIC-PN and 1.5 flares were seen in EPIC-MOS [73]. A similar single flare was detected by Chandra nine years later [2, 4]. It is following the discovery of the first QPE source, GSN 069, that RX J1301 was identified as a newly recognized QPE source through a literature scan [4].

Four recent XMM-Newton observations of RX J1301 are available (XMM 1-4). In XMM 1 (2019-05-30) and 2 (2020-07-11), the QPEs are in a regular phase similar to that of GSN 069, showing alternating long-short pattern in the recurrence times and alternating strong-weak pattern in the QPE intensities. In XMM 3 (2022-06-17) and 4 (2022-06-19), the QPEs become irregular with a large variation in the recurrence time within one day. Similar to in the GSN 069 case, we apply the EMRI orbital analysis only using the regular-phase observations XMM 1-2.

The priors used are same to the GSN 069 ones (Table I) except  $\pi(p) = \mathcal{U}[5, 500] M_{\bullet}$ ,  $\pi(T_{\text{obt}}) = \mathcal{U}[10, 70]$  ks,  $\pi(\sigma_{\text{sys}}) = \mathcal{U}[0, 3]$  ks. The central SMBH mass inferred from the stellar velocity dispersion measurement is  $\log_{10}(M_{\bullet}/M_{\odot}) = 6.65 \pm 0.42$  [12].

In Fig. 2, we show the EMRI orbit of the best-fit flare timing model (with orbital parameters  $p = 36 M_{\bullet}$ ,  $e = 0.35$ ,  $T_{\text{obt}} = 31.7$  ks) along with the starting time of each flare. The posterior corner plot of all the model parameters is shown in

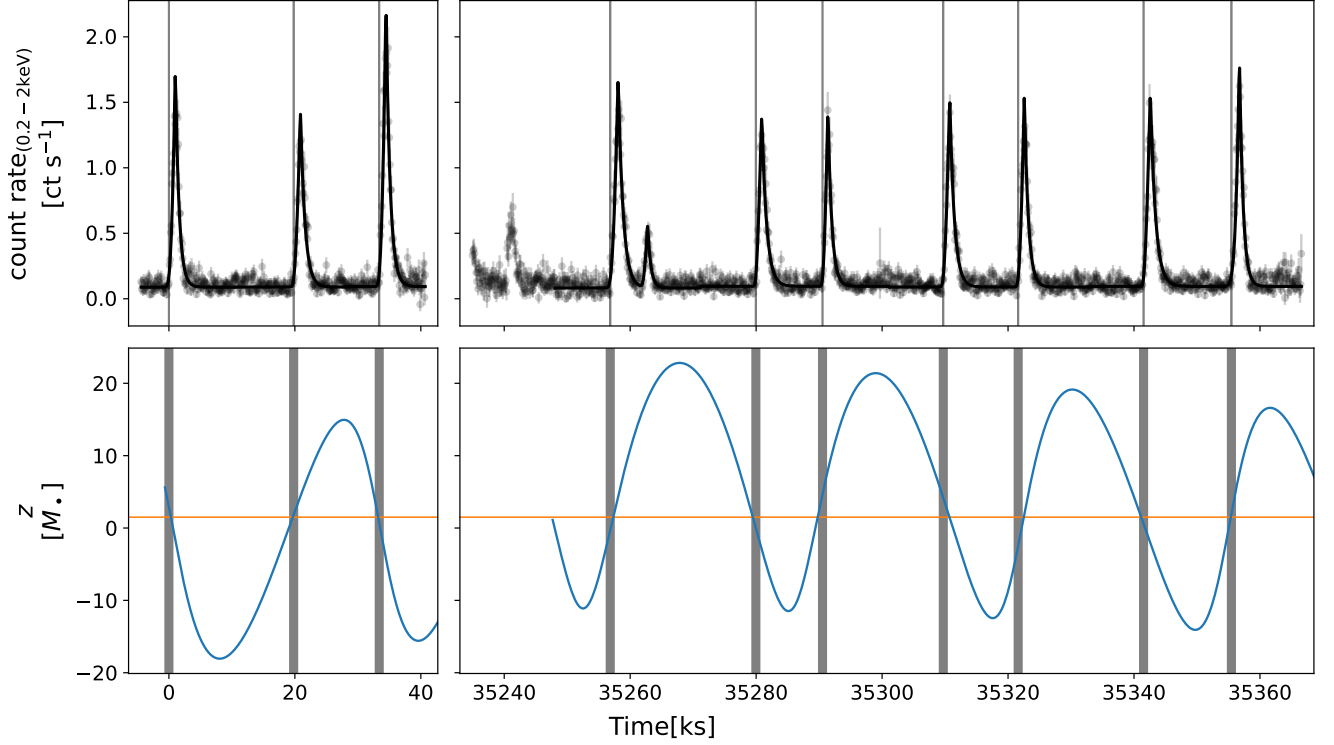


FIG. 2. Same to Fig. 1 except for RX J1301.9+2747 with best-fit orbital parameters ( $p = 36M_{\bullet}$ ,  $e = 0.35$ ,  $T_{\text{obt}} = 31.7$  ks), where the origin of the tiny flare at  $t \approx 35265$  ks is unclear therefore is not included in the EMRI orbital analysis. From the best-fit orbit, we clearly see the orbital apsidal precession.

Fig. 11, where the orbital parameters are constrained as

$$\begin{aligned} p &= 52^{+80}_{-30} M_{\bullet}, \\ e &= 0.25^{+0.18}_{-0.20}, \\ T_{\text{obt}} &= 32.0^{+0.9}_{-1.0} \text{ ks}, \end{aligned} \quad (20)$$

at  $2\text{-}\sigma$  confidence level, respectively. The EMRI in this source is confidently non-circular, and is quite different from EMRIs in other QPE sources. The EMRI formation analysis in the following section shows that the RX J1301 EMRI may be born in a different formation channel from other EMRIs.

The tight orbit itself also constrains the SMO nature mildly. If the SMO is a main sequence star, it should be free from (partial) tidal disruption by the central SMBH before the QPEs turn on, i.e., the star orbit should satisfy the following stability condition

$$\frac{r_p}{2r_t} \approx 1.07(1-e) T_{\text{obt},32}^{2/3} R_{\star,\odot}^{-1} m_{\star,\odot}^{1/3} > 1, \quad (21)$$

where  $m_{\star,\odot} := m_{\star}/m_{\odot}$ ,  $R_{\star,\odot} := R_{\star}/R_{\odot}$ ,  $T_{\text{obt},32} := T_{\text{obt}}/32$  ks,  $r_p$  is the pericenter distance and  $r_t := (m_{\star}/M_{\bullet})^{1/3} R_{\star}$  is the tidal disruption radius. Note that  $R_{\star} \propto m_{\star}^{0.8}$  for main sequence stars. The above stability condition requires a low eccentricity orbit and/or a sub-solar mass star:  $e < 0.07$  for  $m_{\star,\odot} = 1$ ;  $m_{\star,\odot} < 0.46$  for  $e = 0.35$  (the best-fit value);  $m_{\star,\odot} < 0.23$  for  $e = 0.43$  (the  $2\text{-}\sigma$  boundary).

### C. eRO-QPE 1

X-ray eruptions from eRO-QPE 1 were firstly reported in Ref. [5], along with eRO-QPE 2. Recently, Chakraborty et al. [19] summarized the 3.5 years of monitoring eRO-QPE 1, during which  $\sim 100$  flares in total have been detected with NICER. Preliminary analysis yields possible signatures of long-term nodal precession of the accretion disk [19], which is not included in our vanilla EMRI+disk model. To mitigate possible biases introduced by these unmodeled long-term modulations, we choose to fit the EMRI orbital parameters with short-term observations separately. Going through the whole 3.5 year observations, we find two short-term observations in Aug. 2020 and Aug. 2021 containing a reasonable number of high-quality flares, which we use to constrain the EMRI orbital parameters.<sup>1</sup>

The priors used are same to the GSN 069 ones (Table I) except  $\pi(p) = \mathcal{U}[50, 5000] M_{\bullet}$ ,  $\pi(T_{\text{obt}}) = \mathcal{U}[70, 700]$  ks,  $\pi(\sigma_{\text{sys}}) = \mathcal{U}[0, 200]$  ks. The central SMBH mass inferred from the stellar velocity dispersion measurement is  $\log_{10}(M_{\bullet}/M_{\odot}) = 5.78 \pm 0.55$  [12].

<sup>1</sup> Another observation in Feb. 2022 also contains about 10 resolvable flares. But these flares are overlapping with their neighbors making the flare timing analysis less straightforward, so we did not include them in the EMRI orbital inference.

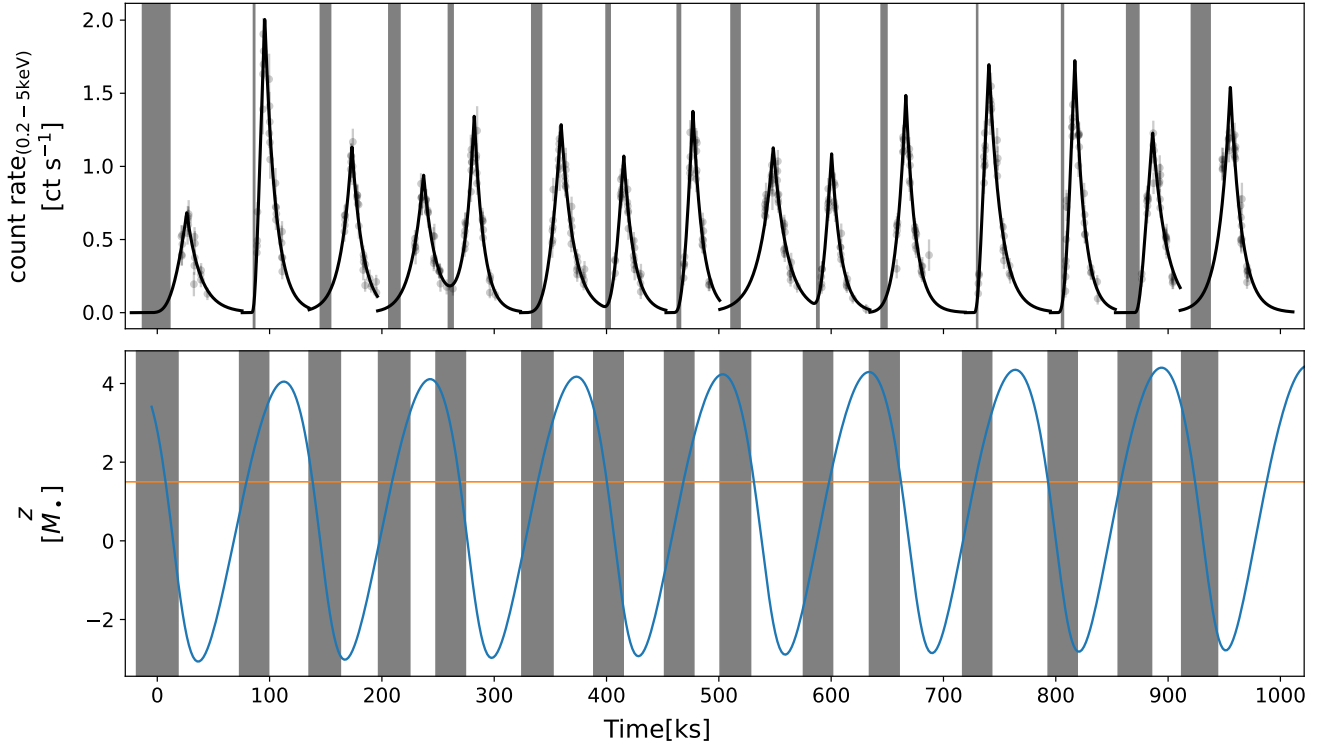


FIG. 3. Same to Fig. 1 except for eRO-QPE 1 (2020-08) with best-fit orbital parameters ( $p = 322M_{\odot}$ ,  $e = 0.30$ ,  $T_{\text{obt}} = 130.6$  ks).

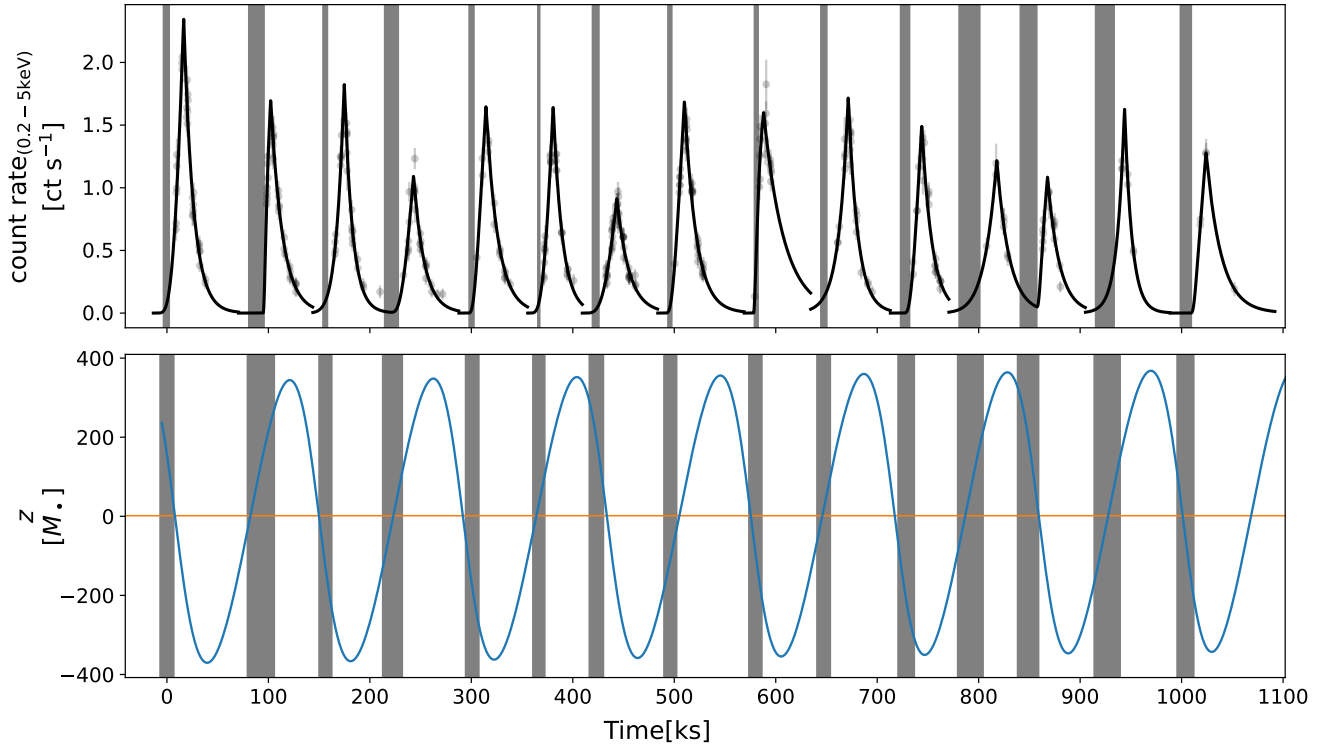


FIG. 4. Same to Fig. 1 except for eRO-QPE 1 (2021-08) with best-fit orbital parameters ( $p = 407M_{\odot}$ ,  $e = 0.24$ ,  $T_{\text{obt}} = 141.5$  ks).

In Figs. 3 and 4, we show the EMRI orbits of the best-fit flare timing models for 2020-08 and 2021-08. The posterior corner plots of all the model parameters is shown in Figs. 12 and 13, where the orbital parameters are constrained as

$$\begin{aligned} p &= 701^{+2276}_{-549} M_{\bullet}, \\ e &= 0.14^{+0.47}_{-0.13}, \quad (2020 - 08) \\ T_{\text{obt}} &= 130.4^{+2.2}_{-2.8} \text{ ks}, \end{aligned} \quad (22)$$

and

$$\begin{aligned} p &= 727^{+2499}_{-562} M_{\bullet}, \\ e &= 0.10^{+0.47}_{-0.10}, \quad (2021 - 08) \\ T_{\text{obt}} &= 141.7^{+2.1}_{-2.8} \text{ ks}, \end{aligned} \quad (23)$$

at  $2\text{-}\sigma$  confidence level, respectively.

There is clear evolution in the orbital period  $T_{\text{obt}}$  from Aug. 2020 to Aug. 2021, which is likely the result of the disk evolution: nodal precession and alignment. In the case of a disk aligning on the equator, the observed orbital period  $T_{\text{obt,obs}}$  inferred from the flare recurrence times is simply the orbital period. In the case of a unaligned disk with precession period  $T_{\text{prec}}$ , an inclination angle  $\iota_{\text{de}}$  relative to the equator, and an inclination angle  $\iota_{\text{ds}}$  relative to the SMO orbit, the observed orbital period is modified by the disk precession with  $T_{\text{obt,obs}} = T_{\text{obt}}(1 \pm T_{\text{obt}}/T_{\text{prec}} \times \sin \iota_{\text{de}} \sin \iota_{\text{ds}})$ , where the  $\pm$  sign depends on whether the SMO orbit is prograde or retrograde. Preliminary analysis in [19] implies a disk precession period  $T_{\text{prec}} \sim 6$  days, which is sufficient for explaining the  $\sim 11$  ks increase in the observed orbital period with a small disk alignment from Aug. 2020 to Aug. 2021,  $\delta T_{\text{obt,obs}} = T_{\text{obt}}^2/T_{\text{prec}} \times \delta(\sin \iota_{\text{de}} \sin \iota_{\text{ds}})$ . To verify this speculation, a full Bayesian analysis comparing a more complete EMRI+disk model taking the disk precession into consideration with the vanilla model is necessary.

#### D. eRO-QPE 2

Three XMM-Newton observations of eRO-QPE 2 are available. As we will see later, there is clearly evolution in the orbital period  $T_{\text{obt}}$  from XMM 1 (2020-08-06) to XMM 2 (2022-02-06) and 3 (2022-06-21), which is likely the result of SMO-disk interaction. Considering the evolution of the orbital parameters, we constrain two sets of EMRI orbital parameters  $\Theta(\text{XMM 1})$  and  $\Theta(\text{XMM 2-3})$  independently. The priors used are same to the GSN 069 ones (Table I) except  $\pi(T_{\text{obt}}) = \mathcal{U}[10, 25]$  ks. The central SMBH mass inferred from the stellar velocity dispersion measurement is  $\log_{10}(M_{\bullet}/M_{\odot}) = 4.96 \pm 0.54$  [12].

In Figs. 5 and 6, we show the EMRI orbits of the best-fit flare timing models for observations XMM 1 and XMM 2-3, respectively. The posterior corner plots of all the model parameters are shown in Figs. 14 and 15, where the orbital

parameters are constrained as

$$\begin{aligned} p &= 290^{+194}_{-189} M_{\bullet}, \\ e &= 0.06^{+0.20}_{-0.05}, \quad (\text{XMM 1}) \\ T_{\text{obt}} &= 17.5^{+0.1}_{-0.1} \text{ ks}, \end{aligned} \quad (24)$$

and

$$\begin{aligned} p &= 342^{+146}_{-205} M_{\bullet}, \\ e &= 0.01^{+0.05}_{-0.01}, \quad (\text{XMM 2-3}) \\ T_{\text{obt}} &= 16.4^{+0.2}_{-0.1} \text{ ks}, \end{aligned} \quad (25)$$

at  $2\text{-}\sigma$  confidence level, respectively. The constraint on the orbital eccentricity in XMM 2-3 turns out to be much tighter than in XMM 1, because the SMO apsidal precession can be much better constrained in XMM 2-3 which spans a much longer time.

From XMM 1 to XMM 2-3, there is a clear decay in the EMRI orbital period  $T_{\text{obt}}$ , and a likely origin is the extra dissipation due to the collisions between the SMO and the accretion disk,

$$\dot{T}_{\text{obt}} = \frac{dT_{\text{obt}}}{dE_{\text{bind}}} \dot{E}_{\text{bind}} = \frac{dT_{\text{obt}}}{dE_{\text{bind}}} \frac{2\delta E}{T_{\text{obt}}} = -3 \frac{\delta E}{E_{\text{bind}}}, \quad (26)$$

where  $\delta E$  is the orbital energy loss per collision and  $E_{\text{bind}}$  is the binding energy of the SMO. Assuming a standard  $\alpha$  disk model with an accretion rate  $\dot{M}_{\bullet}$  [74], the disk surface density  $\Sigma(r)$  and the disk thickness to the mid-plane  $H(r)$  in the radiation dominated regime are analytically available [75]. As shown in Paper I, the sBH orbital change rate due to collisions with the accretion disk is

$$\begin{aligned} \dot{T}_{\star,\text{obt}} &\approx -2 \times 10^{-5} \left( \frac{\ln \Lambda}{10} \right) \\ &\times \alpha_{0.01}^{-1} \dot{M}_{\bullet,0.1}^{-1} \dot{M}_{\bullet,5}^{-7/3} T_{\text{obt},17}^{7/3} \left( \frac{m_{\bullet}}{30M_{\odot}} \right) \left( \frac{\sin \iota_{\text{sd}}}{0.1} \right)^{-3}, \end{aligned} \quad (27)$$

where  $\ln \Lambda = \ln(b_{\text{max}}/b_{\text{min}})$  is the Coulomb logarithm with  $b_{\text{max}}/b_{\text{min}}$  the maximum/minimum cutoff distance associated to the interaction,  $\iota_{\text{sd}}$  is the angle between the sBH orbital plane and the disk plane, and we have defined  $T_{\text{obt},17} := T_{\text{obt}}/17$  ks,  $\alpha_{0.01} = \alpha/0.01$ ,  $\dot{M}_{\bullet,0.1} = \dot{M}_{\bullet}/(0.1\dot{M}_{\bullet,\text{Edd}})$  with  $\dot{M}_{\bullet,\text{Edd}}$  the Eddington accretion rate. The star orbital period change rate is

$$\dot{T}_{\star,\text{obt}} \approx -5 \times 10^{-5} \alpha_{0.01}^{-1} \dot{M}_{\bullet,0.1}^{-1} \dot{M}_{\bullet,5}^{-1} T_{\text{obt},17} m_{\star,\odot}^{-1} R_{\star,\odot}^2 \sin \iota_{\text{sd}}. \quad (28)$$

As a result, both a sBH EMRI and a stellar EMRI are consistent with the observation  $\dot{T}_{\text{obt}} \approx -1.7 \times 10^{-5}$  if the central SMBH is on the lower mass end  $M_{\bullet} \sim 10^5 M_{\odot}$ .

On the other hand, the short orbital period implies the SMO nature: a main sequence star may not survive on such a tight orbit. For a star orbiting around a SMBH with orbital radius  $r$ , the Roche lobe radius  $r_{\text{Roche}}$  can be estimated as [76]

$$\frac{r_{\text{Roche}}}{r} = 0.46224 \left( \frac{q}{1+q} \right)^{1/3} \approx 0.01 \dot{M}_{\bullet,5}^{-1/3} m_{\star,\odot}^{1/3}, \quad (29)$$

where  $q := m_{\star}/M_{\bullet}$  is the mass ratio. In combination with the following two equations of the semi-major axis  $A$  ( $\approx r$  for



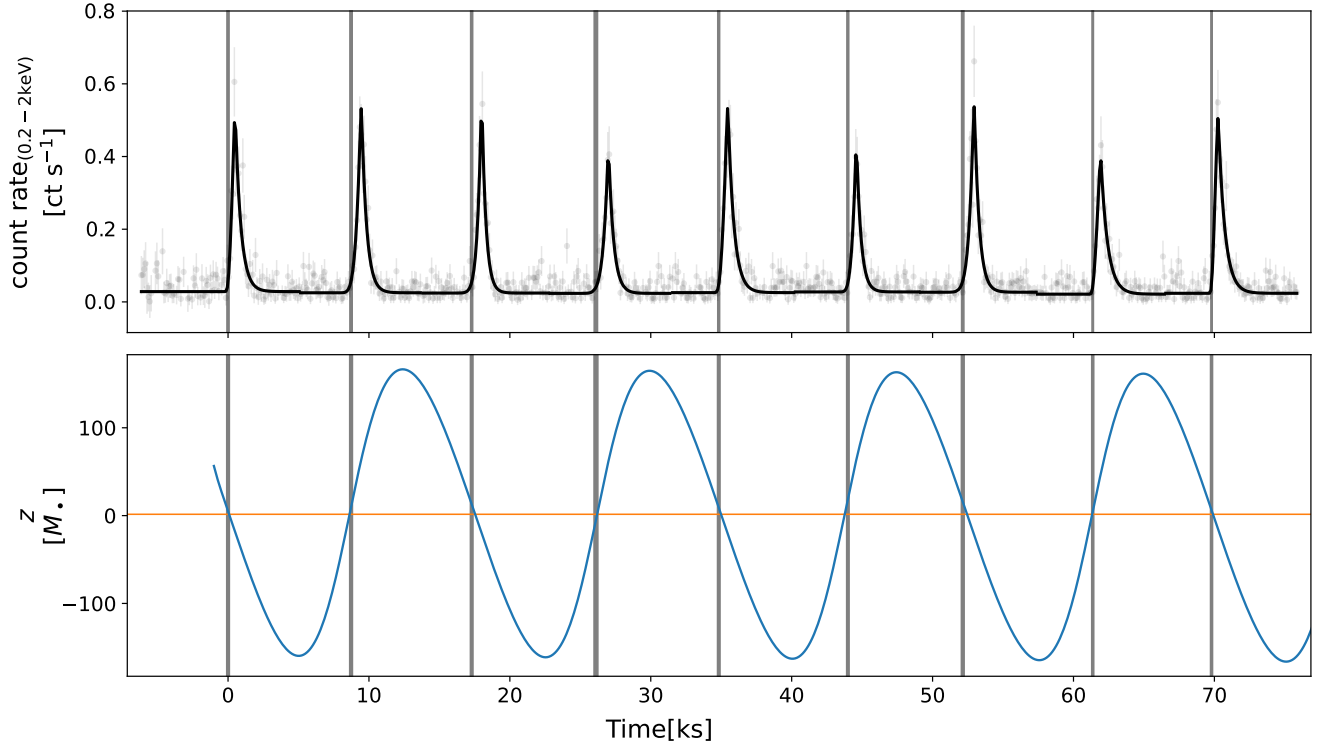


FIG. 5. Same to Fig. 1 except for eRO-QPE 2 (XMM1) with best-fit orbital parameters ( $p = 449M_{\bullet}$ ,  $e = 0.24$ ,  $T_{\text{obt}} = 17.5$  ks).

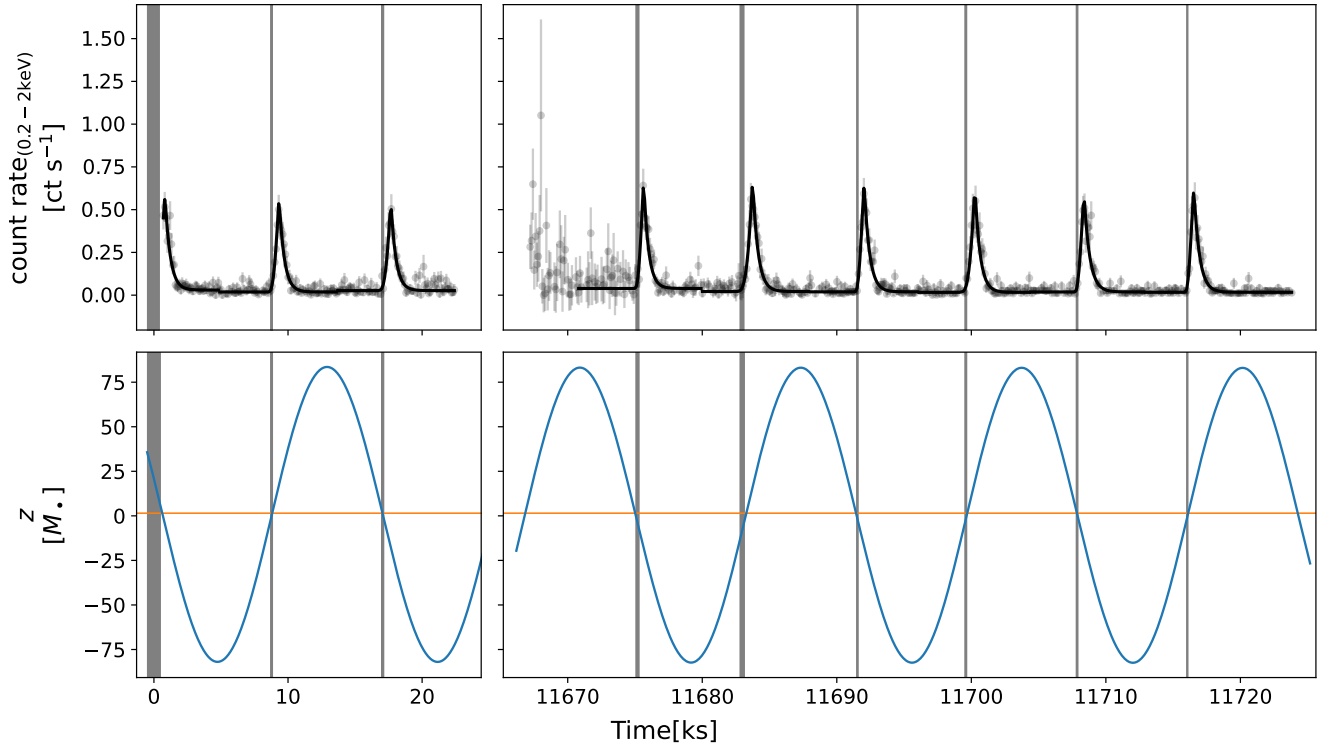


FIG. 6. Same to Fig. 1 except for eRO-QPE 2 (XMM2 and XMM3) with best-fit orbital parameters ( $p = 328M_{\bullet}$ ,  $e = 0.01$ ,  $T_{\text{obt}} = 16.4$  ks).

the low-eccentricity EMRI in eRO-QPE 2) and the star tidal radius  $r_t$

$$\frac{r}{M_\bullet} = 308 T_{\text{obt},17}^{2/3} M_{\bullet,5}^{-2/3}, \quad (30)$$

and

$$\frac{r_t}{M_\bullet} = 217 M_{\bullet,5}^{-2/3} R_{\star,\odot} m_{\star,\odot}^{-1/3}, \quad (31)$$

one can find

$$\frac{r}{2r_t} \approx \frac{r_{\text{Roche}}}{R_\star} \approx 0.7 T_{\text{obt},17}^{2/3} R_{\star,\odot}^{-1} m_{\star,\odot}^{1/3}. \quad (32)$$

To avoid the Roche lobe overflow, the SMO must be either a sBH or a star of very low mass  $m_\star \lesssim 0.4 M_\odot$ , where we have used the stellar mass-radius relation  $R_\star \propto m_\star^{0.8}$ .

### E. Swift J023017

The flare recurrence time in Swift J023017 is about 3 weeks long, which is much longer than in any other QPE sources [8, 9]. Other than the long recurrence time, general properties of Swift J023017 are quite similar to those of other QPE sources, with the exception that the light curves of Swift J023017 flares look slightly asymmetric (slow rise and fast decay, see Table 1 in [9] for a good summary). As we will show later in Fig. 7, the asymmetry is in fact a visual illusion, because a detailed light curve fitting shows that these flares are actually quite symmetric, showing no clear trend of slow rise and fast decay, similar to other QPEs. Therefore Swift J023017 should be classified as a QPE source with a long recurrence time.

Both Swift data and NICER data of Swift J023017 are available as shown in Refs. [8, 9]. We use the Swift data only for our analysis due to the better data quality and completeness. The priors used are same to the GSN 069 ones (Table I) except  $\pi(p) = \mathcal{U}[50, 2000] M_\bullet$ ,  $\pi(T_{\text{obt}}) = \mathcal{U}[5, 50]$  days,  $\pi(\sigma_{\text{sys}}) = \mathcal{U}[0, 100]$  days. The central SMBH mass inferred from the stellar velocity dispersion measurement is  $\log_{10}(M_\bullet/M_\odot) = 6.6 \pm 0.4$  [9].

In Fig. 7, we show the EMRI orbit of the best-fit flare timing model (with orbital parameters  $p = 1017 M_\bullet$ ,  $e = 0.09$ ,  $T_{\text{obt}} = 43.0$  days) along with the starting time of each flare. The posterior corner plot of all the model parameters is shown in Fig. 16, where the orbital parameters are constrained as

$$\begin{aligned} p &= 963_{-651}^{+942} M_\bullet, \\ e &= 0.22_{-0.21}^{+0.50}, \\ T_{\text{obt}} &= 39.6_{-9.7}^{+8.0} \text{ d}, \end{aligned} \quad (33)$$

at 2- $\sigma$  confidence level, respectively.

There are in total 7 flares with both the rising and the decay parts resolved, which we used in the EMRI orbital analysis. From the best-fit orbit, we expect another 4 flares arising from 4 SMO-disk collisions at  $t \approx 20, 130, 150, 170$  d, respectively (see Fig. 7). The first two are consistent with two vaguely visible flares, while there is no visible flare found around the

latter two disk crossing times. The flare disappearance is hard to interpret in the vanilla EMRI+disk model.

Constrained by the exceptionally long recurrence time, the orbital radius of the Swift J023017 EMRI must be exceptionally large (compared with other QPE sources). Consequently the accretion disk of Swift J023017 must be much larger than a normal TDE disk for the SMO-disk collisions to happen. This implies that there are other origins of the accretion disks in QPE sources in addition to TDEs. And optical emission-line diagnostic diagrams of the host galaxy of Swift J023017 indeed indicates a low-luminosity AGN [9]. If this is true, there should be two different types of QPEs: some are ignited by a TDE, and some are not. This speculation could be answered with more QPE discoveries in the coming years.

## IV. SUMMARY AND DISCUSSION

QPEs are invaluable in inferring the formation of EMRIs. In this section, we first infer the possible formation channels of the 5 EMRIs analyzed in this work from their current orbital parameters, then discuss their implication on future GW detection of EMRIs, and finally discuss what extra information regarding the EMRI+disk system can be extracted from long term observations of QPEs.

### A. EMRI formation

In the EMRI+disk framework, we have done the EMRI orbital analysis for 5 QPE sources, where 4 EMRIs are found to be low-eccentricity (consistent with 0) and 1 is mildly eccentric ( $e \approx 0.25$ ). These SMOs may be captured by the SMBH via the dry loss-cone channel [53–58], the Hills mechanism (binary disruption) [59, 60] or the wet AGN disk channel [44–52]. As shown in Paper I, the EMRI formation history can be inferred from its current orbital parameters. We examine the 5 EMRIs following the discussion of Paper I and we outline the argument as follows (see Section IV. B of Paper I for details).

Considering a star in a stellar cluster around a SMBH, its motion is mainly affected by two processes: 2-body scatterings by other SMOs in the cluster and GW emission. Now we examine the typical timescales of these two processes, which provide convenient guidelines for understanding the star motion in the stellar cluster. The relaxation timescale of the star at radius  $r$  due to 2-body scatterings is [77]

$$t_{\text{rlx}}(r) = \frac{0.339}{\ln \Lambda} \frac{\sigma^3(r)}{m_\star^2 n_\star(r)}, \quad (34)$$

where  $\sigma(r)$  is the local velocity dispersion ( $\approx \sqrt{M_\bullet/r}$  within the influence radius  $r_h := M_\bullet/\sigma_\star^2$  of the SMBH),  $n_\star(r)$  is the star number density, and  $\ln \Lambda \approx 10$  is the Coulomb logarithm. On a non-circular orbit, the diffusion timescale in the angular momentum in general is shorter than the relaxation timescale in the energy as  $t_J \approx (1 - e^2)t_{\text{rlx}}$ , i.e., the pericenter distance  $r_p$  is easier to be changed than the semimajor axis  $A$  by 2-body scatterings. And the energy dissipation timescale of the star

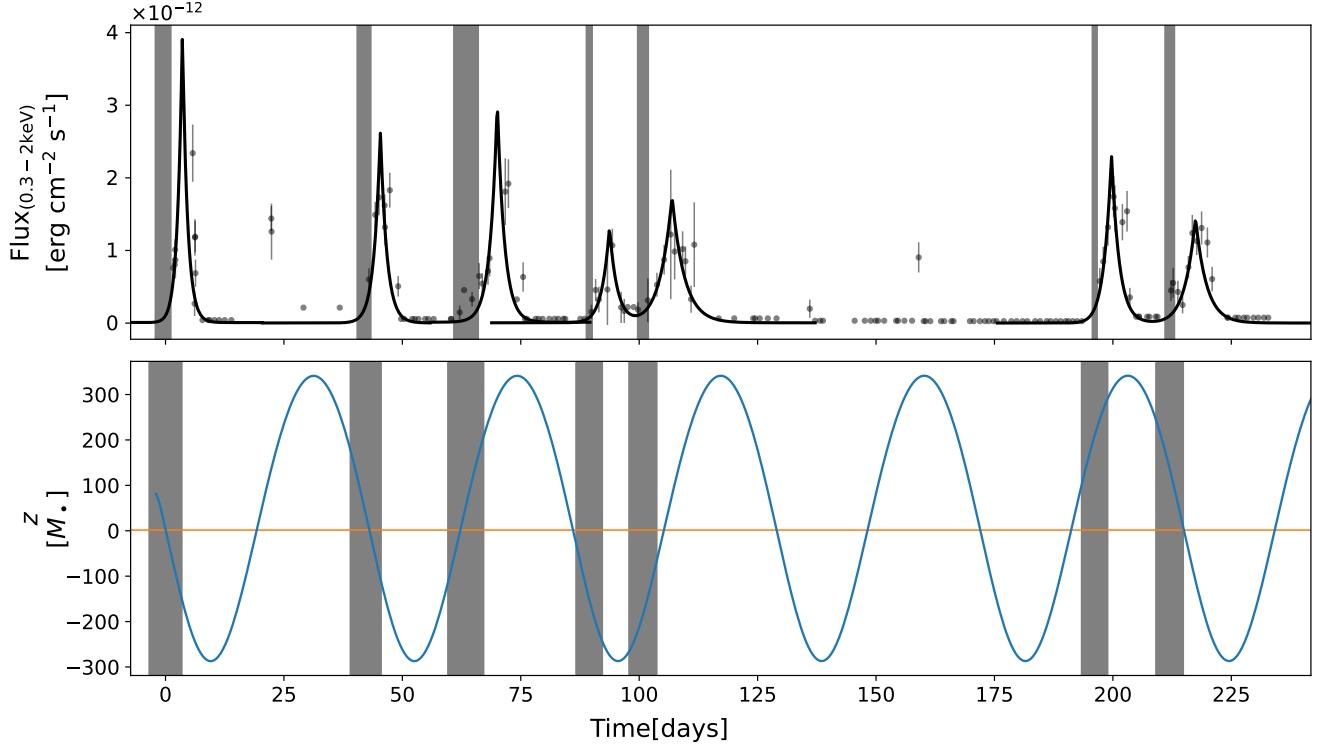


FIG. 7. Same to Fig. 1 except for Swift J023017 with best-fit orbital parameters ( $p = 1017M_\bullet$ ,  $e = 0.09$ ,  $T_{\text{orb}} = 43.0$  d). In the upper panel, we see the best-fit light curves are quite symmetric.

$t_{\text{GW}}$  due to GW emission is given in Ref. [78]. Assuming the Bahcall-Wolf (BW) density profile  $n_\star(r) \propto r^{-7/4}$  [79], one can find the ratio of the two timescales [35]

$$\frac{t_J}{t_{\text{GW}}} \approx \left( \frac{r_p}{M_\bullet} \right)^{-5/2} \left( \frac{A}{r_h} \right)^{-5/4}, \quad (35)$$

where  $r_p$  and  $A$  are the star pericenter distance and the semi-major axis, respectively.

Making use of  $r_p - A$  phase diagram [35], we first consider the possibility of forming GSN 069 and eRO-QPE 1 EMRIs in the dry loss-cone channel or via the Hills mechanism (the upper panel of Fig. 8). In the phase diagram, it is clear that most stars reside in the scattering dominated regime with  $t_J < t_{\text{GW}}$  and get tidally disrupted when occasionally scattered into a low-angular momentum orbit with  $r_p < r_t := (M_\bullet/m_\star)^{1/3} R_\star$ . A small fraction of them are scattered into the GW emission dominated corner with  $t_J > t_{\text{GW}}$  (dubbed as stellar EMRIs), gradually circularizing and losing mass via partial TDEs. The TDE rate and stellar EMRI formation rate can be estimated as

$$R_\star(< r) \approx \frac{N_\star(< r)}{t_{\text{rlx}}(r)} \propto r, \quad (36)$$

where  $N_\star(< r)$  is the total number of stars within radius  $r$ . From the phase diagram, it is clear that only stars in the range of  $r < 10^3 M_\bullet$ ,  $e \approx 0$  can possibly become eRO-QPE 1 like EMRIs, and only stars in the range of  $r < 300 M_\bullet$ ,  $e \approx 0$  can possibly become GSN 069 like EMRIs (Paper I). Therefore

the ratio of the formation rate of GSN 069 or eRO-QPE 1 like EMRIs to the total TDE rate is estimated as

$$\begin{aligned} \frac{R_\star(r < 10^3 M_\bullet)}{R_\star(r < r_h)} \Big|_{\text{eRO-QPE1}} &\approx 4.5 \times 10^{-5}, \\ \frac{R_\star(r < 300 M_\bullet)}{R_\star(r < r_h)} \Big|_{\text{GSN 069}} &\approx 1.5 \times 10^{-5}. \end{aligned} \quad (37)$$

where  $M_\bullet = 10^6 M_\odot$ . The ratios become even lower if considering the mass-segregation effect which is expected to suppress the light component (stars) density at small radii [53–58]. Therefore the stellar EMRIs in GSN 069 and eRO-QPE 1 were unlikely born in the dry loss-cone channel and similar analysis also applies to sBH EMRIs. Following the same argument, one can show that eRO-QPE 2 (lower left panel of Fig. 8) or Swift J023017 (lower right panel of Fig. 8) like EMRIs are not likely from the loss-cone channel either, with

$$\begin{aligned} \frac{R_\star(r < 450 M_\bullet)}{R_\star(r < r_h)} \Big|_{\text{eRO-QPE2}} &\approx 0.7 \times 10^{-5}, \\ \frac{R_\star(r < 500 M_\bullet)}{R_\star(r < r_h)} \Big|_{\text{Swift J023017}} &\approx 8 \times 10^{-5}. \end{aligned} \quad (38)$$

Hills mechanism has been proposed as an alternative efficient EMRI formation channel [59, 60]. After a binary disruption, the bounded star in general resides on a highly eccentric orbit with  $e \approx 1 - (m_\star/M_\bullet)^{1/3} \approx 0.99$  (the back dashed line). The star faces the same two fates: either being scattered

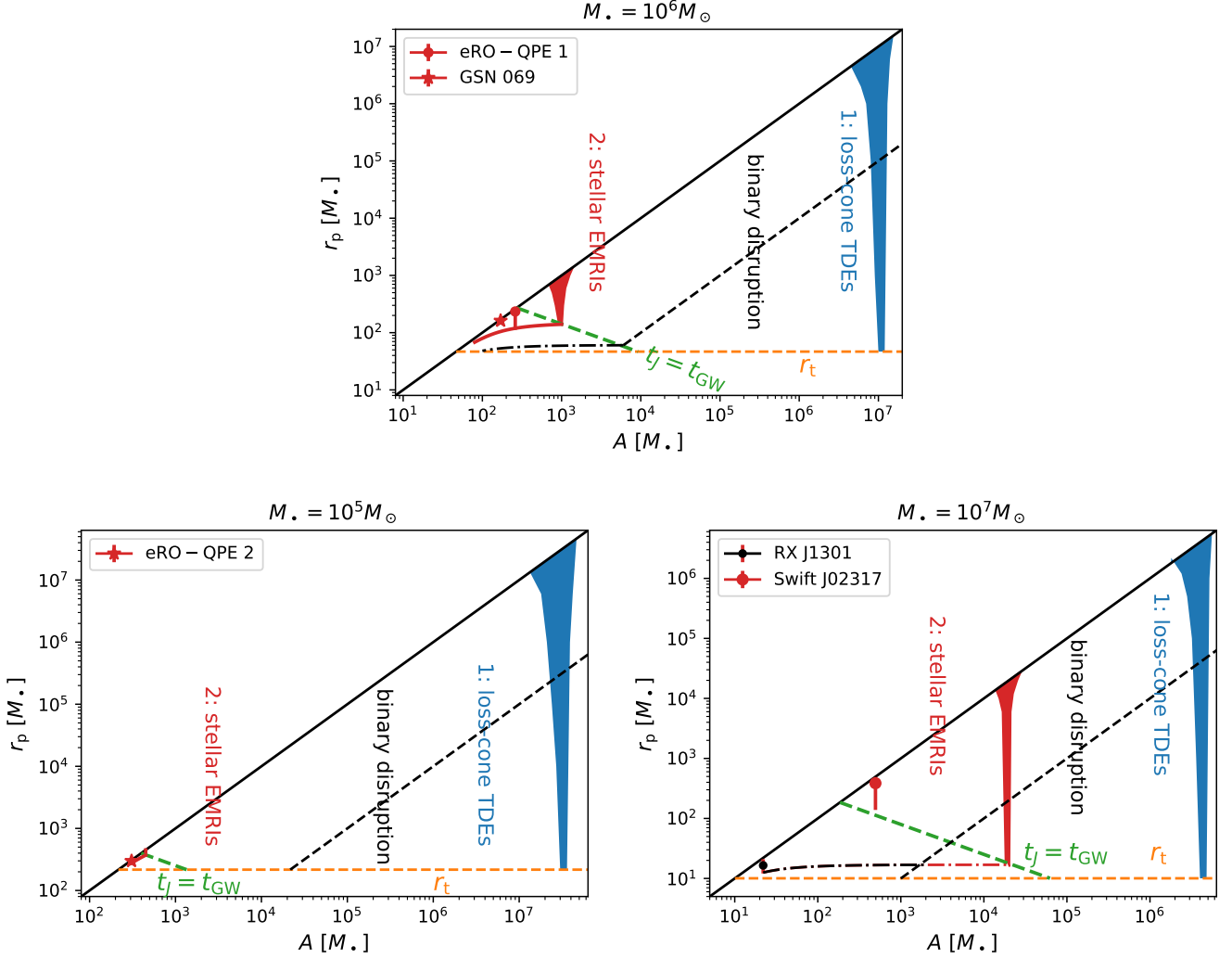


FIG. 8. Same to Paper I, we use the  $r_p - A$  (pericenter distance-semimajor axis) diagram to examine the possibility of forming EMRIs in QPE sources via the loss-cone channel or the Hills mechanism. In the loss-cone channel, stars generally end in two fates: (1) loss-cone TDEs, most of them are dominated by 2-body scatterings ( $t_j < t_{GW}$ ) and get tidally disrupted by the SMBH when occasionally scattered into a low-angular momentum orbit with  $r_p < r_t$ , and (2) stellar EMRIs, a small fraction of them are scattered into the GW emission dominated regime ( $t_j > t_{GW}$ ) gradually circularizing and losing mass via partial TDEs. In the Hills mechanism, the bounded star after a binary disruption is highly eccentric with eccentricity  $e \approx 1 - (m_*/M_*)^{1/3}$  (the black dashed lines) and the star faces the same two fates, a loss-cone TDE or a stellar EMRI. The markers denote EMRIs in the QPE sources with the errorbars denoting the EMRI orbital eccentricities at  $2 - \sigma$  confidence level.

*Upper Panel:* stars residing in a tiny phase space ( $r_p \lesssim 300M_*$  or  $10^3M_*$ ,  $e \approx 0$ ) can possibly become GSN 069 or eRO-QPE 1 like EMRIs. Bounded stars after binary disruptions either become TDEs or eccentric stellar EMRIs, neither of which become GSN 069 or eRO-QPE 1 like EMRIs.

*Lower Left Panel:* stars residing in a tiny phase space ( $r_p \lesssim 450M_*$ ,  $e \approx 0$ ) can possibly become eRO-QPE 2 like EMRIs. Bounded stars after binary disruptions are in the 2-body scatterings dominated regime, and never become eRO-QPE 2 like EMRIs.

*Lower Right Panel:* stars residing in a tiny phase space ( $r_p \lesssim 500M_*$ ,  $e \approx 0$ ) can possibly become Swift J023017 like EMRIs. Bounded stars after binary disruptions never become Swift J023017 like EMRIs. The RX J1301 EMRI is an exception: both the loss-cone channel and the Hills mechanism can produce RX J1301 like EMRIs with a non-negligible rate.

to a low-angular momentum orbit and gets tidally disrupted, or being scattered to the GW emission dominated regime and becomes a (highly eccentric) stellar EMRI (black dot-dashed line). Neither of them become GSN 069 or eRO-QPE 1 like EMRIs (upper panel of Fig. 8). Following the same argument, one can show that eRO-QPE 2 (lower left panel of Fig. 8) or

Swift 02317 (lower right panel of Fig. 8) like EMRIs are not the result of binary disruptions (Hills mechanism) either.

Among all the 5 EMRIs analyzed, the RX J1301 EMRI is an exception with mild orbital eccentricity ( $e = 0.25^{+0.18}_{-0.20}$  at  $2 - \sigma$  confidence level). As shown in lower right panel of Fig. 8, stars with  $r < 2 \times 10^4 M_*$  can be scattered into the GW emis-



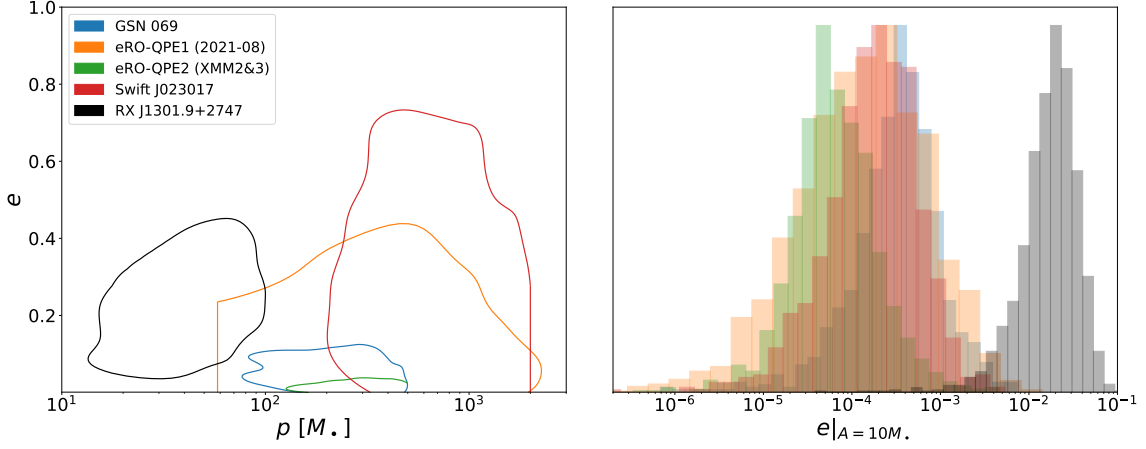


FIG. 9. Left panel: the constraints of EMRI orbital parameters  $e - p$  of the 5 QPE sources analyzed, where the contours enclose parameter space of  $2\text{-}\sigma$  confidence level. Right panel: the (unnormalized) probability distributions of the orbital eccentricities  $e|_{A=10M_\bullet}$  as the EMRIs entering the sensitivity band of spaceborne GW detectors  $f(e|_{A=10M_\bullet})\Delta e$ , where  $\Delta e$  is the size of the bin centered at  $e$ .

sion dominated regime become RX J1301 like EMRIs. Therefore the ratio of the formation rate of RX J1301 like EMRIs to the total TDE rate is estimated as

$$\frac{R_\star(r < 2 \times 10^4 M_\bullet)}{R_\star(r < r_h)} \approx 3 \times 10^{-3}, \quad (39)$$

where  $M_\bullet = 10^7 M_\odot$ . In the Hills mechanism, the bounded star from a binary disruption with  $A \in (2 \times 10^3, 2 \times 10^4) M_\bullet$  can become a RX J1301 like EMRI. Assuming a loguniform distribution of the binary separation, the semimajor axis  $A$  of the bounded star after a binary disruption also follows a loguniform distribution, then we obtain the fraction

$$\frac{R_{\star, \text{Hills}}(2 \times 10^3 M_\bullet < A < 2 \times 10^4 M_\bullet)}{R_{\star, \text{Hills}}(10^3 M_\bullet < A < r_h)} \approx \frac{\log(10)}{\log(r_h/10^3 M_\bullet)} \approx 0.26, \quad (40)$$

i.e.,  $\sim 26\%$  of bounded stars from binary disruptions become RX J1301 like EMRIs. The relative importance of these two channels then depends on the uncertain fraction of stars in binaries. One subtlety we did not consider here is that the stability condition [Eq. (21)] requires subsolar mass stars.

In the wet EMRI formation channel, a SMO orbiting around an accreting SMBH can be captured to the accretion disk driven by interactions (dynamical friction and density waves) with the accretion disk. After captured onto the disk, the SMO migrates inward driven by the density waves and gravitational wave emission. The distribution of SMOs in the radial direction is expected to peak at  $O(10^2) M_\bullet$  where the two driving forces becomes comparable and the migration velocity minimizes (see Fig. 6 in Paper I for details). The orbital eccentricity is expected to be damped by the density waves to  $e \sim h$ , where  $h := H/r$  is the disk aspect ratio in the regime by the migration is dominated by density waves. The 4 low-eccentricity EMRIs in QPE sources GSN 069, eRO-QPE 1, 2 and Swift J023017 are consistent with the prediction of the wet channel.

If the EMRIs sourcing QPEs are a representative sample of sBH EMRIs, we can infer their eccentricities in the sensitively

band of spaceborne GW detectors, say  $e|_{A=10M_\bullet}$ . In the left panel of Fig. 9, we summarize the EMRI orbital parameters  $e-p$  inferred from the 5 QPE sources, and in the right panel we show the projected eccentricity distribution  $f(e|_{A=10M_\bullet})$  if they are sBH EMRIs and finally plunge into the SMBHs. From both panels, two distinct EMRI populations are identified: a low-eccentricity population that is consistent with the prediction of the wet EMRI formation channel and a more eccentric population that is consistent with the predictions of both the dry channel and the Hills mechanism. With an increasing number of QPE sources to be discovered, the population properties can be further refined, e.g., two eccentric EMRI populations with different eccentricity distributions expected from the dry loss-cone channel and the Hills mechanism may be identified.

To summarize, QPEs are invaluable in inferring the formation of EMRIs. In this subsection, we have examined the formation of the 5 EMRIs: 4 of them should be born in the wet channel, and 1 is consistent with the predictions of both the dry channel and the Hills mechanism. More QPE discoveries in the coming years will promisingly provide detailed answers to the open questions regarding EMRI formation, and provide reasonable astrophysical priors on the EMRI orbital parameters for future spaceborne GW detection. All these population properties inferred from QPEs could be tested with future spaceborne GW detection of EMRIs in return.

## B. Future work

In the vanilla EMRI+disk model, we assume a SMO moving along the geodesic and a steady disk lying on the equator. With these two assumptions, the EMRI orbital period is constant and is equal to the intervals of flares  $T_{\text{long}} + T_{\text{short}} = T_{\text{obs}}$ . As noticed in some QPE sources (eRO-QPE 1 and 2), these assumptions may be violated in the long run. Considering the EMRI orbital energy dissipation as interacting with the

disk, the orbital period is no longer a constant. The orbital period decay rate  $\dot{T}_{\text{obt}}$  can be used for constraining the disk surface density and the SMO mass, consequently inferring the nature of the SMO, a star or a sBH. In the case of an unaligned disk around a spinning BH, the disk precession plays a role interpreting the flare timing: the observed orbital period is different from the true one,  $T_{\text{obt,obs}} := T_{\text{long}} + T_{\text{short}} = T_{\text{obt}}(1 \pm T_{\text{obt}}/T_{\text{prec}} \times \sin \iota_{\text{de}} \sin \iota_{\text{ds}})$ . The disk alignment (i.e., the decay of the disk inclination angle  $\iota_{\text{de}}$ ) will also contribute to the evolution of the observed orbital period  $T_{\text{obt,obs}}$ .

Without incorporating these long term evolution in the vanilla EMRI+disk model, we can only fit short term observations, e.g., fitting the XMM 1 and XMM 2-3 observations of eRO-QPE 2 separately. A more complete model taking these long term evolution into account can be used to globally fit all QPE observations with large intervals. We expect the global fitting to not only largely narrow down the orbital parameter constraints, but also extract new information of the EMRI+disk system. This is what we plan to investigate in detail in a follow-up work.

## ACKNOWLEDGMENTS

We thank Joheen Chakraborty and Michal Zajaček for discussions and kindly sharing their data. We also thank JiaLai

Kang for helpful discussions. Lei Huang thanks for the support by National Natural Science Foundation of China (11933007,12325302), Key Research Program of Frontier Sciences, CAS (ZDBS-LY-SLH011), Shanghai Pilot Program for Basic Research-Chinese Academy of Science, Shanghai Branch (JCYJ-SHFY-2021-013). This work has been supported by the National Key R&D Program of China (No.2022YFA1603104), and Key Research Program of Frontier Sciences, CAS (Grant No.QYZDJ-SSW-SLH057).

This paper made use of data from XMM-Newton, an ESA science mission with instruments and contributions directly funded by the ESA Member States and NASA.

## Appendix: Corner plots

In the Appendix, we show the posterior corner plot of flare timing model parameters for each QPE observation analyzed in the main text.

- 
- [1] Cong Zhou, Lei Huang, Kangrou Guo, Ya-Ping Li, and Zhen Pan, “Probing orbits of stellar mass objects deep in galactic nuclei with quasi-periodic eruptions,” [arXiv e-prints](#), [arXiv:2401.11190 \(2024\)](#), [arXiv:2401.11190 \[astro-ph.HE\]](#).
  - [2] Luming Sun, Xinwen Shu, and Tinggui Wang, “RX J1301.9+2747: A Highly Variable Seyfert Galaxy with Extremely Soft X-Ray Emission,” *Astrophys. J.* **768**, 167 (2013), [arXiv:1304.3244 \[astro-ph.GA\]](#).
  - [3] G. Miniutti, R. D. Saxton, M. Giustini, K. D. Alexander, R. P. Fender, I. Heywood, I. Monageng, M. Coriat, A. K. Tzioumis, A. M. Read, C. Knigge, P. Gandhi, M. L. Pretorius, and B. Agís-González, “Nine-hour X-ray quasi-periodic eruptions from a low-mass black hole galactic nucleus,” *Nature (London)* **573**, 381–384 (2019), [arXiv:1909.04693 \[astro-ph.HE\]](#).
  - [4] Margherita Giustini, Giovanni Miniutti, and Richard D. Saxton, “X-ray quasi-periodic eruptions from the galactic nucleus of RX J1301.9+2747,” *Astronomy&Astrophysics* **636**, L2 (2020), [arXiv:2002.08967 \[astro-ph.HE\]](#).
  - [5] R. Arcodia, A. Merloni, K. Nandra, J. Buchner, M. Salvato, D. Pasham, R. Remillard, J. Comparat, G. Lamer, G. Ponti, A. Malyali, J. Wolf, Z. Arzoumanian, D. Bogensberger, D. A. H. Buckley, K. Gendreau, M. Gromadzki, E. Kara, M. Krumpke, C. Markwardt, M. E. Ramos-Ceja, A. Rau, M. Schramm, and A. Schwobe, “X-ray quasi-periodic eruptions from two previously quiescent galaxies,” *Nature (London)* **592**, 704–707 (2021), [arXiv:2104.13388 \[astro-ph.HE\]](#).
  - [6] R. Arcodia, G. Miniutti, G. Ponti, J. Buchner, M. Giustini, A. Merloni, K. Nandra, F. Vincentelli, E. Kara, M. Salvato, and D. Pasham, “The complex time and energy evolution of quasi-periodic eruptions in eRO-QPE1,” *Astronomy&Astrophysics* **662**, A49 (2022), [arXiv:2203.11939 \[astro-ph.HE\]](#).
  - [7] Joheen Chakraborty, Erin Kara, Megan Masterson, Margherita Giustini, Giovanni Miniutti, and Richard Saxton, “Possible X-Ray Quasi-periodic Eruptions in a Tidal Disruption Event Candidate,” *Astrophys.J.Lett.* **921**, L40 (2021), [arXiv:2110.10786 \[astro-ph.HE\]](#).
  - [8] P. A. Evans, C. J. Nixon, S. Campana, P. Charalampopoulos, D. A. Perley, A. A. Breeveld, K. L. Page, S. R. Oates, R. A. J. Eyles-Ferris, D. B. Malesani, L. Izzo, M. R. Goad, P. T. O’Brien, J. P. Osborne, and B. Sbarufatti, “Monthly quasi-periodic eruptions from repeated stellar disruption by a massive black hole,” *Nature Astronomy* **7**, 1368–1375 (2023), [arXiv:2309.02500 \[astro-ph.HE\]](#).
  - [9] Murriel Guolo, Dheeraj R. Pasham, Michal Zajaček, Eric R. Coughlin, Suvi Gezari, Petra Suková, Thomas Wevers, Vojtěch Witzany, Francesco Tombesi, Sjoert van Velzen, Kate D. Alexander, Yuhao Yao, Riccardo Arcodia, Vladimír Karas, James C. A. Miller-Jones, Ronald Remillard, Keith Gendreau, and Elizabeth C. Ferrara, “X-ray eruptions every 22 days from the nucleus of a nearby galaxy,” *Nature Astronomy* (2024), [10.1038/s41550-023-02178-4](#), [arXiv:2309.03011 \[astro-ph.HE\]](#).
  - [10] R. Arcodia, Z. Liu, A. Merloni, A. Malyali, A. Rau, J. Chakraborty, A. Goodwin, D. Buckley, J. Brink, M. Gromadzki, Z. Arzoumanian, J. Buchner, E. Kara, K. Nandra, G. Ponti, M. Salvato, G. Anderson, P. Baldini, I. Grotova, M. Krumpke, C. Maitra, J. C. A. Miller-Jones, and M. E. Ramos-Ceja, “The more the merrier: SRG/eROSITA discovers two further galaxies showing X-ray quasi-periodic eruptions,” [arXiv e-prints](#), [arXiv:2401.17275 \(2024\)](#), [arXiv:2401.17275 \[astro-ph.HE\]](#).

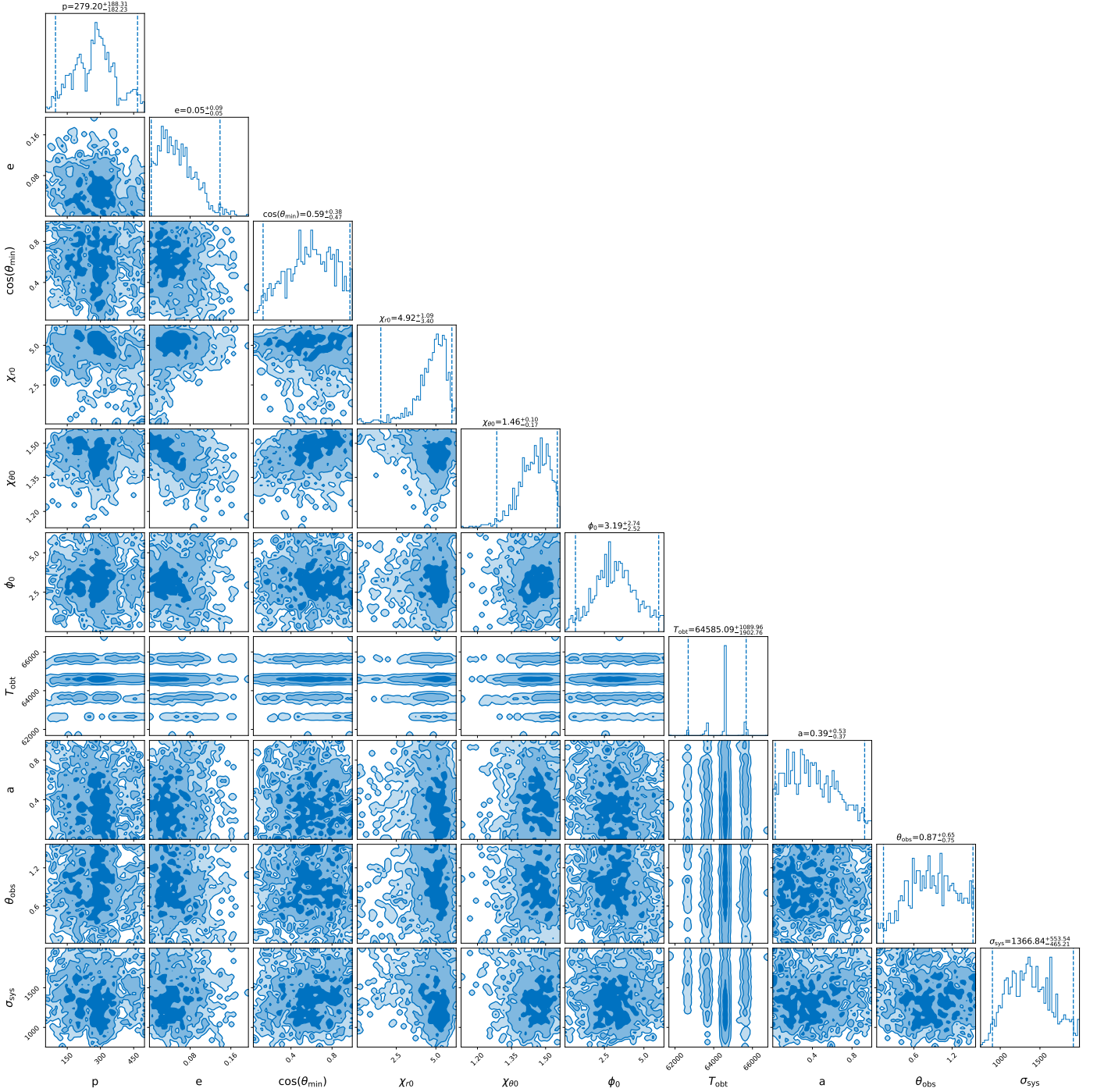


FIG. 10. The posterior corner plot of the GSN 069 flare timing model parameters:  $p[M_{\bullet}]$ ,  $e$ ,  $\cos \theta_{\min}$ ,  $\chi_{r0}$ ,  $\chi_{\theta0}$ ,  $\phi_0$ ,  $T_{\text{obt}}[\text{sec}]$ ,  $a$ ,  $\theta_{\text{obs}}$ ,  $\sigma_{\text{sys}}[\text{sec}]$ , where each pair of vertical lines denotes the  $2\text{-}\sigma$  confidence level.

- [11] Xinwen Shu, Tinggui Wang, Ning Jiang, Junxian Wang, Lum-ing Sun, and Hongyan Zhou, “Central Engine and Host Galaxy of RXJ 1301.9+2747: A Multiwavelength View of a Low-mass Black Hole Active Galactic Nuclei with Ultra-soft X-ray Emission,” *Astrophys. J.* **837**, 3 (2017), [arXiv:1704.02886 \[astro-ph.HE\]](#).
- [12] T. Wevers, D. R. Pasham, P. Jalan, S. Rakshit, and R. Arcodia, “Host galaxy properties of quasi-periodically erupting X-ray sources,” *Astronomy&Astrophysics* **659**, L2 (2022), [arXiv:2201.11751 \[astro-ph.HE\]](#).
- [13] G. Miniutti, M. Giustini, R. Arcodia, R. D. Saxton, J. Chakraborty, A. M. Read, and E. Kara, “Alive and kicking: A new QPE phase in GSN 069 revealing a quiescent luminosity threshold for QPEs,” *Astronomy&Astrophysics* **674**, L1 (2023), [arXiv:2305.09717 \[astro-ph.HE\]](#).

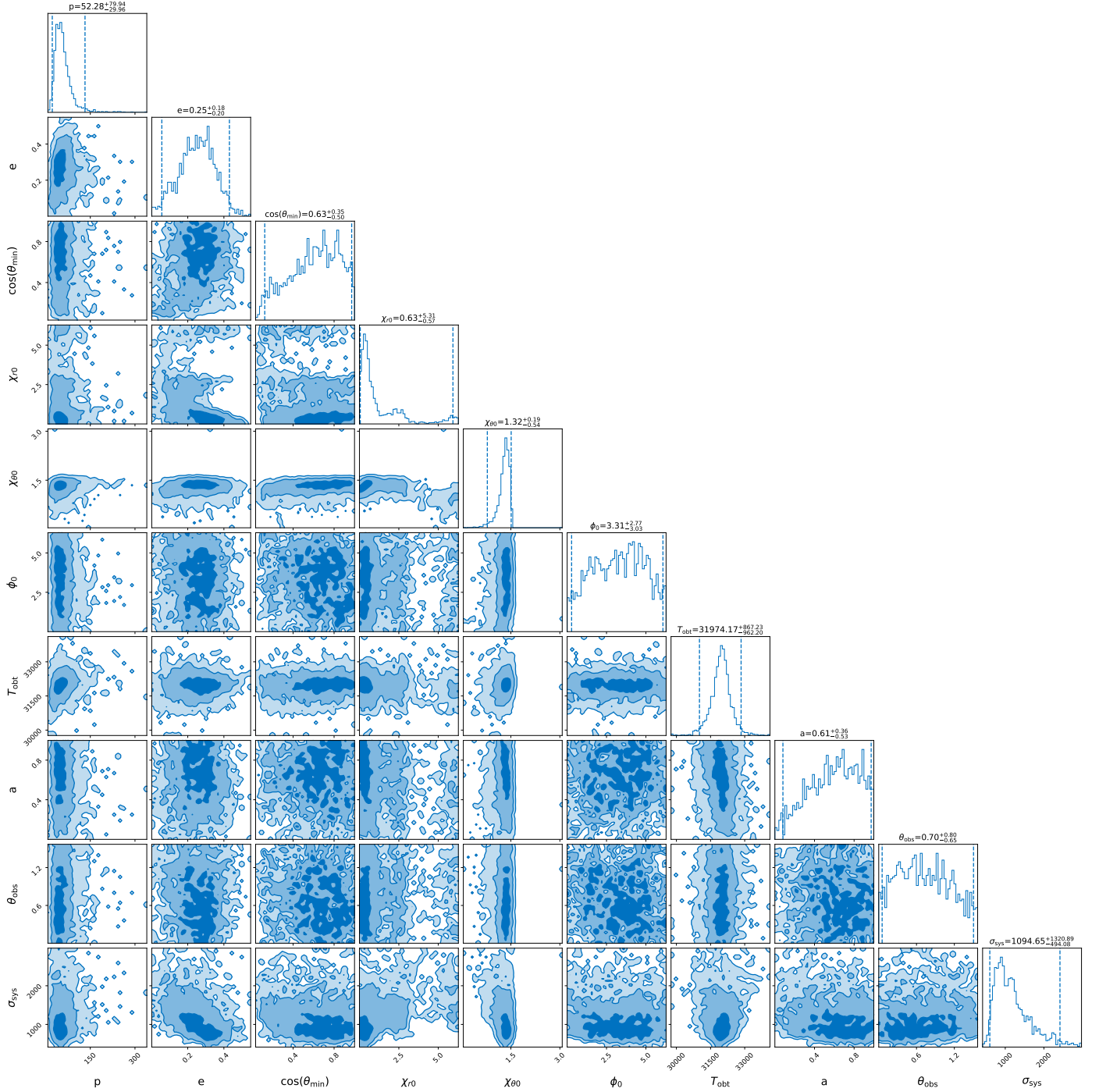


FIG. 11. Same to Fig. 10 except for RX J1301.9+2747.

- [14] X. W. Shu, S. S. Wang, L. M. Dou, N. Jiang, J. X. Wang, and T. G. Wang, “A Long Decay of X-Ray Flux and Spectral Evolution in the Supersoft Active Galactic Nucleus GSN 069,” *Astroph.J.Lett.* **857**, L16 (2018), [arXiv:1809.00319 \[astro-ph.HE\]](#).
- [15] Zhenfeng Sheng, Tinggui Wang, Gary Ferland, Xinwen Shu, Chenwei Yang, Ning Jiang, and Yang Chen, “Evidence of a Tidal-disruption Event in GSN 069 from the Abnormal Carbon and Nitrogen Abundance Ratio,” *Astroph.J.Lett.* **920**, L25 (2021), [arXiv:2109.01683 \[astro-ph.GA\]](#).
- [16] E. Quintin, N. A. Webb, S. Guillot, G. Miniutti, E. S. Kammoun, M. Giustini, R. Arcodia, G. Soucail, N. Clerc, R. Amato, and C. B. Markwardt, “Tormund’s return: Hints of quasi-periodic eruption features from a recent optical tidal disruption event,” *Astronomy&Astrophysics* **675**, A152 (2023), [arXiv:2306.00438 \[astro-ph.HE\]](#).
- [17] G. Miniutti, M. Giustini, R. Arcodia, R. D. Saxton, A. M. Read, S. Bianchi, and K. D. Alexander, “Repeating tidal disruptions in GSN 069: Long-term evolution and constraints on



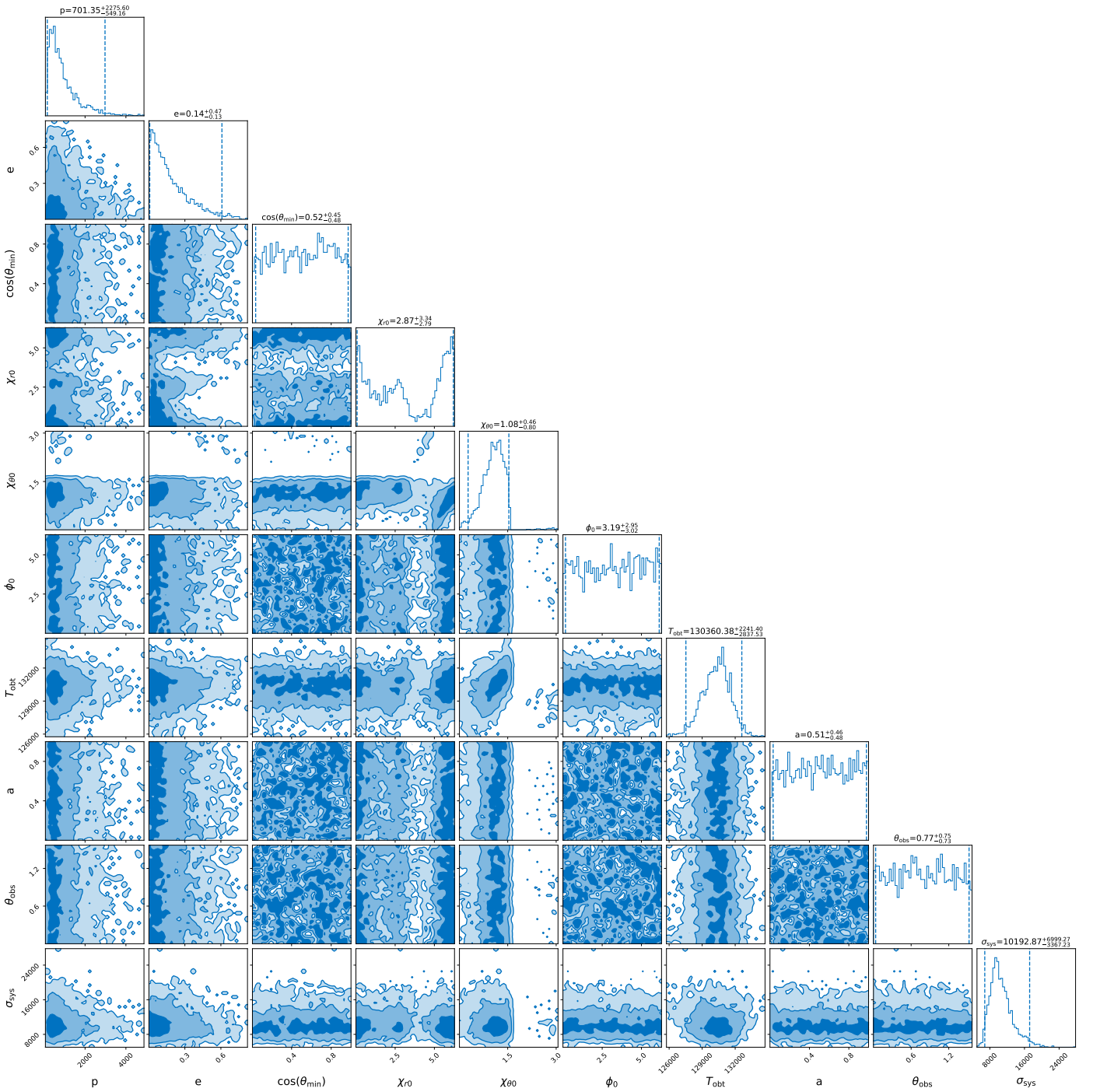


FIG. 12. Same to Fig. 10 except for eRO-QPE 1 in 2020-08.

- quasi-periodic eruptions' models," *Astronomy&Astrophysics* **670**, A93 (2023), [arXiv:2207.07511 \[astro-ph.HE\]](#).
- [18] Dheeraj R. Pasham, Eric R. Coughlin, Michal Zajacek, Itai Linial, Petra Sukova, Christopher J. Nixon, Agnieszka Janiuk, Marzena Sniegowska, Wojtech Witzany, Vladimir Karas, M. Krumpe, Diego Altamirano, Thomas Wevers, and Riccardo Arcodia, "Alive but Barely Kicking: News from 3+ years of Swift and XMM-Newton X-ray Monitoring of Quasi-Periodic Eruptions from eRO-QPE1," *arXiv e-prints*, [arXiv:2402.09690](#)

- (2024), [arXiv:2402.09690 \[astro-ph.HE\]](#).
- [19] Joheen Chakraborty, Riccardo Arcodia, Erin Kara, Giovanni Miniutti, Margherita Giustini, Alexandra J. Tetarenko, Lauren Rhodes, Alessia Franchini, Matteo Bonetti, Kevin B. Burdge, Adelle J. Goodwin, Thomas J. Maccarone, Andrea Merloni, Gabriele Ponti, Ronald A. Remillard, and Richard D. Saxton, "Testing EMRI models for Quasi-Periodic Eruptions with 3.5 years of monitoring eRO-QPE1," *arXiv e-prints*, [arXiv:2402.08722 \(2024\)](#), [arXiv:2402.08722 \[astro-ph.HE\]](#).

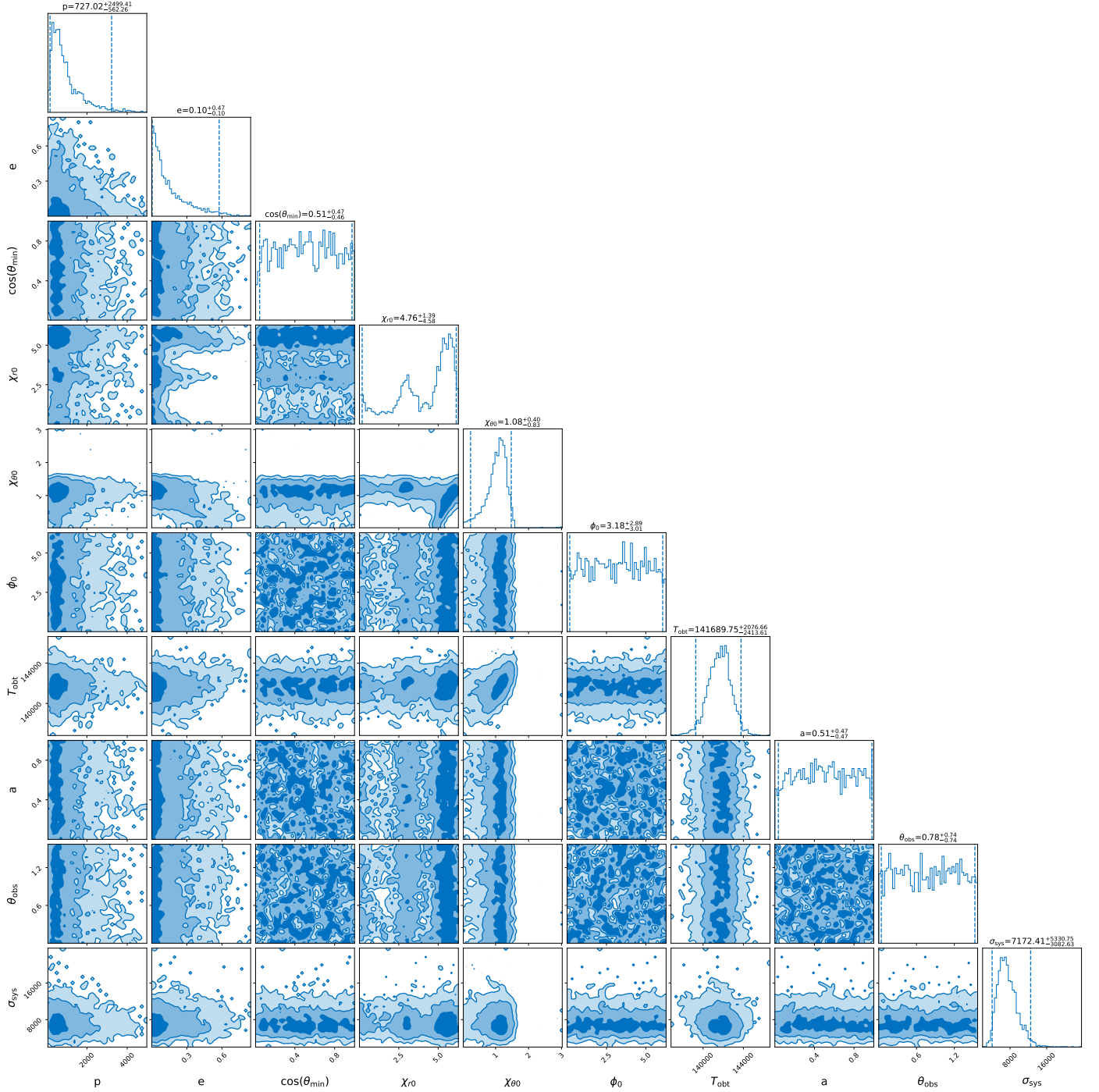


FIG. 13. Same to Fig. 10 except for eRO-QPE 1 in 2021-08.

- [20] A. Raj and C. J. Nixon, “Disk Tearing: Implications for Black Hole Accretion and AGN Variability,” *Astrophys. J.* **909**, 82 (2021), [arXiv:2101.05825 \[astro-ph.HE\]](#).
- [21] Xin Pan, Shuang-Liang Li, Xinwu Cao, Giovanni Miniutti, and Minfeng Gu, “A Disk Instability Model for the Quasi-periodic Eruptions of GSN 069,” *Astroph.J.Lett.* **928**, L18 (2022), [arXiv:2203.12137 \[astro-ph.GA\]](#).
- [22] Xin Pan, Shuang-Liang Li, and Xinwu Cao, “Application of the Disk Instability Model to All Quasiperiodic Eruptions,” *Astrophys. J.* **952**, 32 (2023), [arXiv:2305.02071 \[astro-ph.HE\]](#).
- [23] Karamveer Kaur, Nicholas C. Stone, and Shmuel Gilbaum, “Magnetically dominated discs in tidal disruption events and quasi-periodic eruptions,” *MNRAS* **524**, 1269–1290 (2023), [arXiv:2211.00704 \[astro-ph.HE\]](#).
- [24] Marzena Śniegowska, Mikołaj Grzędzielski, Bożena Czerny, and Agnieszka Janiuk, “Modified models of radiation pressure instability applied to  $10$ ,  $10^5$ , and  $10^7$   $M_{\odot}$  accreting black holes,” *Astronomy&Astrophysics* **672**, A19 (2023),

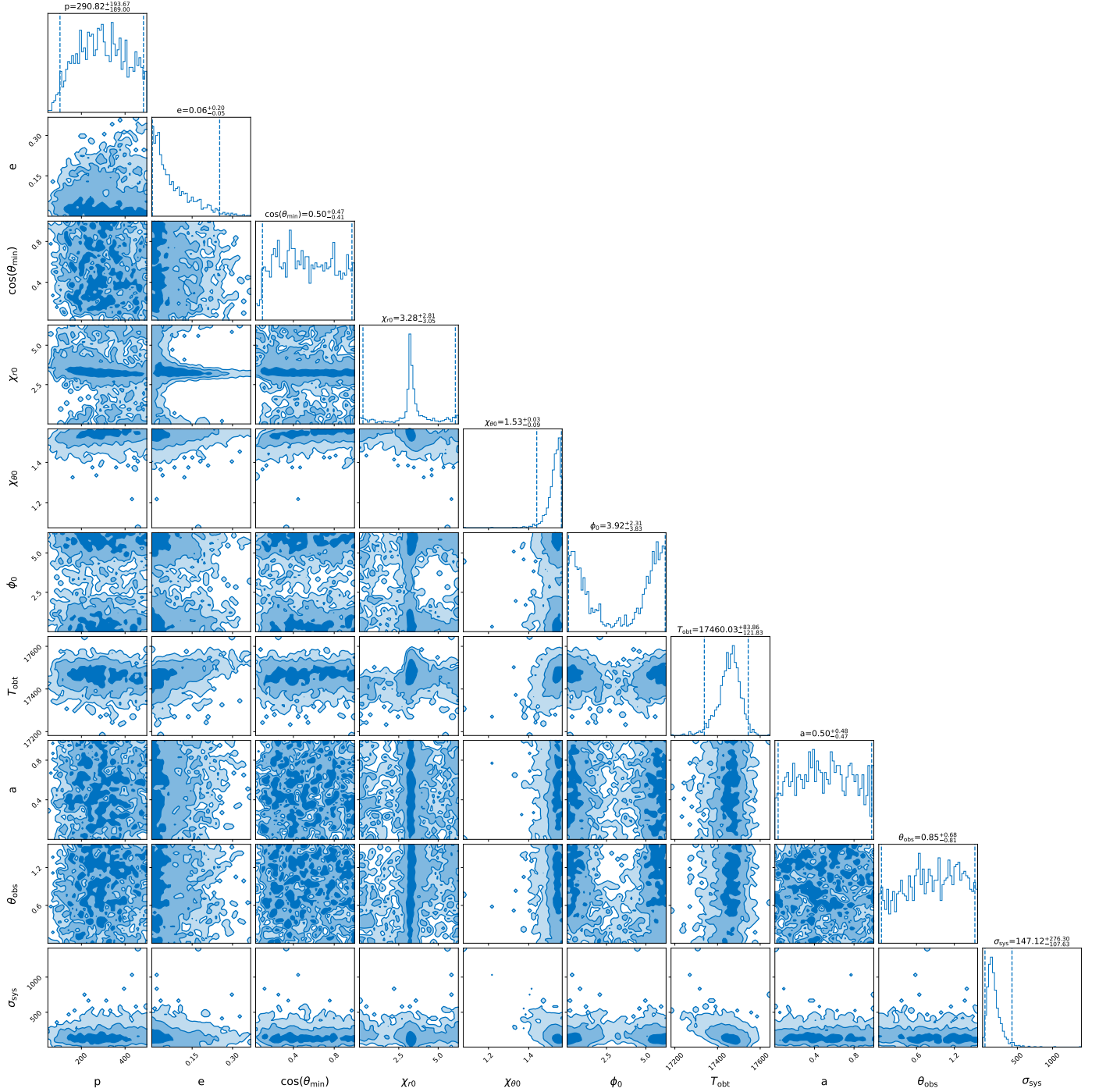


FIG. 14. Same to Fig. 10 except for eRO-QPE 2 (XMM1).

- arXiv:2204.10067 [astro-ph.HE].
- [25] Adam Ingram, Sara E. Motta, Suzanne Aigrain, and Aris Karastergiou, “A self-lensing binary massive black hole interpretation of quasi-periodic eruptions,” *MNRAS* **503**, 1703–1716 (2021), arXiv:2103.00017 [astro-ph.HE].
- [26] Andrew King, “GSN 069 - A tidal disruption near miss,” *MNRAS* **493**, L120–L123 (2020), arXiv:2002.00970 [astro-ph.HE].
- [27] Andrew King, “Quasi-periodic eruptions from galaxy nuclei,” *MNRAS* **515**, 4344–4349 (2022), arXiv:2206.04698 [astro-ph.GA].
- [28] Andrew King, “Angular momentum transfer in QPEs from galaxy nuclei,” *MNRAS* **520**, L63–L67 (2023), arXiv:2301.03582 [astro-ph.HE].
- [29] Xian Chen, Yu Qiu, Shuo Li, and F. K. Liu, “Milli-Hertz Gravitational-wave Background Produced by Quasiperiodic Eruptions,” *Astrophys. J.* **930**, 122 (2022), arXiv:2112.03408

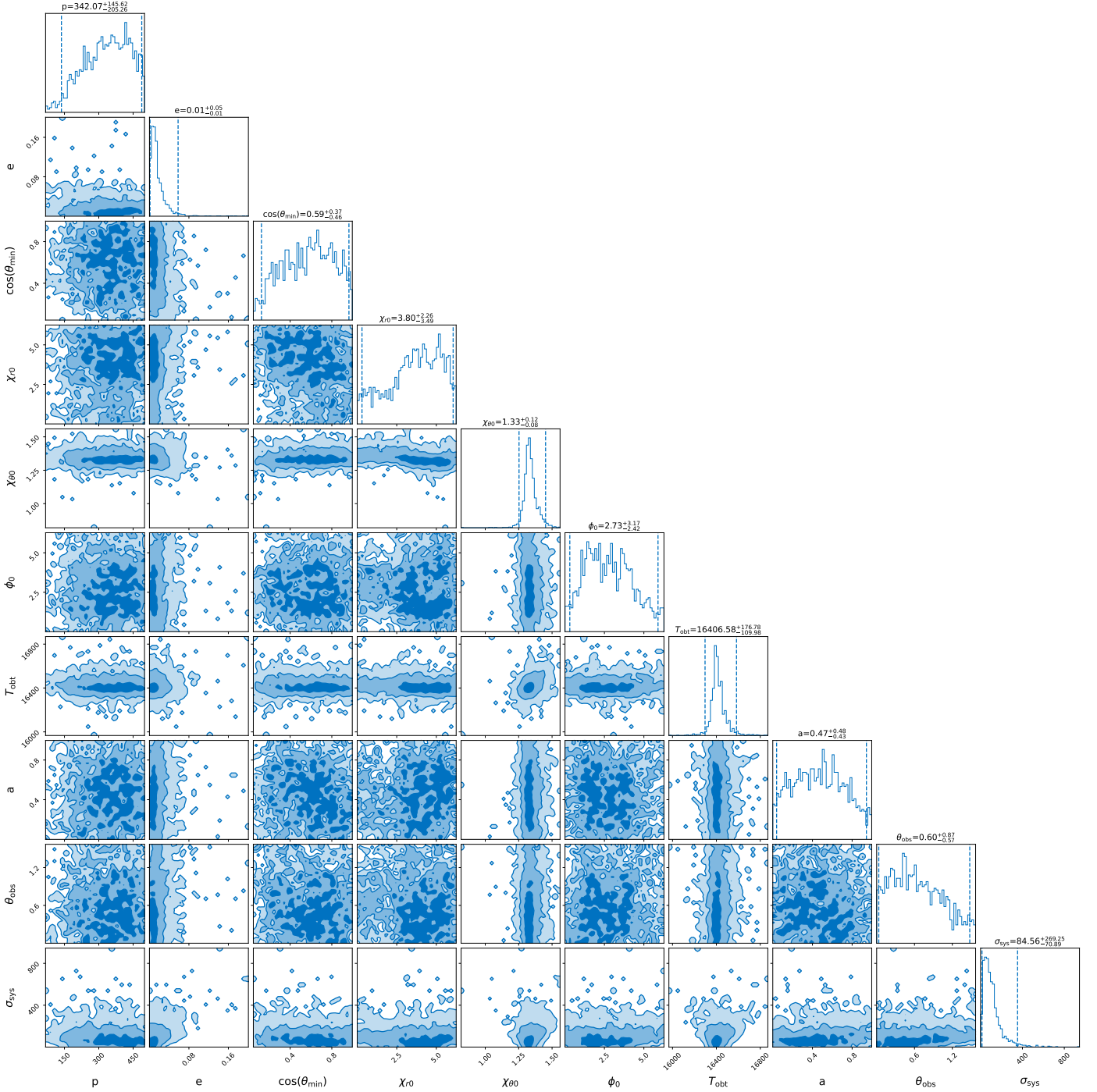


FIG. 15. Same to Fig. 10 except for eRO-QPE 2 (XMM2 and XMM3).

- [astro-ph.HE].
- [30] Mengye Wang, Jinjing Yin, Yiqiu Ma, and Qingwen Wu, “A Model for the Possible Connection Between a Tidal Disruption Event and Quasi-periodic Eruption in GSN 069,” *Astrophys. J.* **933**, 225 (2022), arXiv:2206.03092 [astro-ph.HE].
- [31] Z. Y. Zhao, Y. Y. Wang, Y. C. Zou, F. Y. Wang, and Z. G. Dai, “Quasi-periodic eruptions from the helium envelope of hydrogen-deficient stars stripped by supermassive black holes,” *Astronomy&Astrophysics* **661**, A55 (2022), arXiv:2109.03471 [astro-ph.HE].
- [32] Brian D. Metzger, Nicholas C. Stone, and Shmuel Gilbaum, “Interacting Stellar EMRIs as Sources of Quasi-periodic Eruptions in Galactic Nuclei,” *Astrophys. J.* **926**, 101 (2022), arXiv:2107.13015 [astro-ph.HE].
- [33] Wenbin Lu and Eliot Quataert, “Quasi-periodic eruptions from mildly eccentric unstable mass transfer in galactic nuclei,” arXiv e-prints, arXiv:2210.08023 (2022), arXiv:2210.08023 [astro-ph.HE].



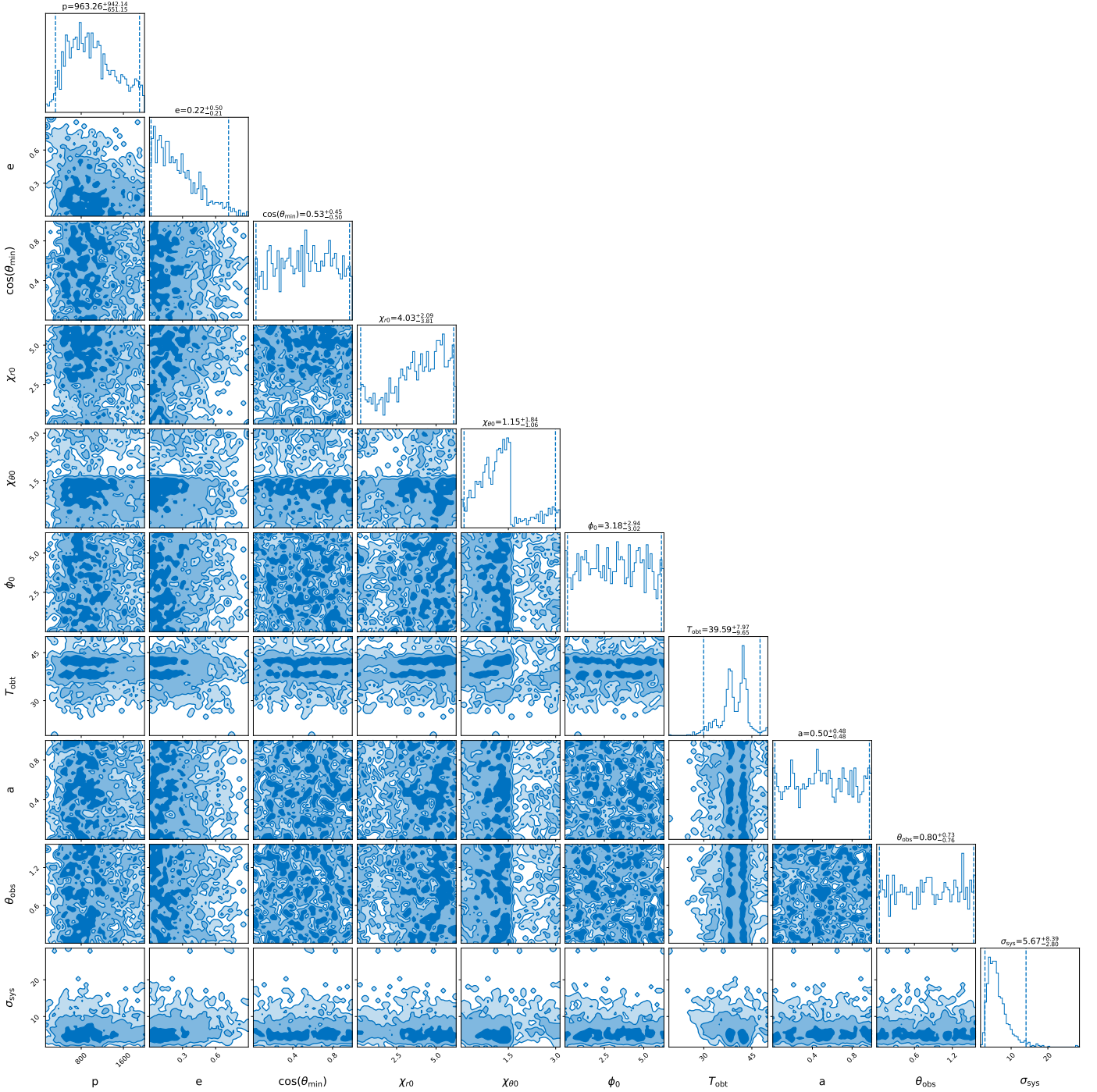


FIG. 16. Same to Fig. 10 except for Swift J023017.

- [34] Julian H. Krolik and Itai Linial, “Quasiperiodic Erupters: A Stellar Mass-transfer Model for the Radiation,” *Astrophys. J.* **941**, 24 (2022), [arXiv:2209.02786 \[astro-ph.HE\]](#).
- [35] Itai Linial and Re’em Sari, “Unstable Mass Transfer from a Main-sequence Star to a Supermassive Black Hole and Quasiperiodic Eruptions,” *Astrophys. J.* **945**, 86 (2023), [arXiv:2211.09851 \[astro-ph.HE\]](#).
- [36] Petra Suková, Michal Zajaček, Vojtěch Witzany, and Vladimír Karas, “Stellar Transits across a Magnetized Accretion Torus as a Mechanism for Plasmoid Ejection,” *Astrophys. J.* **917**, 43 (2021), [arXiv:2102.08135 \[astro-ph.HE\]](#).
- [37] Jingtao Xian, Fupeng Zhang, Liming Dou, Jiasheng He, and Xinwen Shu, “X-Ray Quasi-periodic Eruptions Driven by Star-Disk Collisions: Application to GSN069 and Probing the Spin of Massive Black Holes,” *Astroph. J. Lett.* **921**, L32 (2021), [arXiv:2110.10855 \[astro-ph.HE\]](#).
- [38] Hiromichi Tagawa and Zoltán Haiman, “Flares from stars crossing active galactic nuclei disks on low-inclination orbits,” [arXiv](#)

- e-prints , arXiv:2304.03670 (2023), arXiv:2304.03670 [astro-ph.HE].
- [39] Itai Linial and Brian D. Metzger, “EMRI + TDE = QPE: Periodic X-ray Flares from Star-Disk Collisions in Galactic Nuclei,” arXiv e-prints , arXiv:2303.16231 (2023), arXiv:2303.16231 [astro-ph.HE].
- [40] Alessia Franchini, Matteo Bonetti, Alessandro Lupi, Giovanni Miniutti, Elisa Bortolas, Margherita Giustini, Massimo Dotti, Alberto Sesana, Riccardo Arcodia, and Taeho Ryu, “Quasi-periodic eruptions from impacts between the secondary and a rigidly precessing accretion disc in an extreme mass-ratio inspiral system,” *Astronomy&Astrophysics* **675**, A100 (2023), arXiv:2304.00775 [astro-ph.HE].
- [41] Itai Linial and Brian D. Metzger, “Coupled Disk-Star Evolution in Galactic Nuclei and the Lifetimes of QPE Sources,” (2024), arXiv:2404.12421 [astro-ph.HE].
- [42] R. Arcodia, A. Merloni, J. Buchner, P. Baldini, G. Ponti, A. Rau, Z. Liu, K. Nandra, and M. Salvato, “Cosmic hide and seek: the volumetric rate of X-ray quasi-periodic eruptions,” (2024), arXiv:2403.17059 [astro-ph.HE].
- [43] Shubham Kejriwal, Vojtech Witzany, Michal Zajacek, Dheeraj R. Pasham, and Alvin J. K. Chua, “Repeating Nuclear Transients as Candidate Electromagnetic Counterparts of LISA Extreme Mass Ratio Inspirals,” (2024), arXiv:2404.00941 [astro-ph.HE].
- [44] Günter Sigl, Jeremy Schnittman, and Alessandra Buonanno, “Gravitational-wave background from compact objects embedded in active galactic nuclei accretion disks,” *Phys. Rev. D* **75**, 024034 (2007), arXiv:astro-ph/0610680 [astro-ph].
- [45] Yuri Levin, “Starbursts near supermassive black holes: young stars in the Galactic Centre, and gravitational waves in LISA band,” *MNRAS* **374**, 515–524 (2007), arXiv:astro-ph/0603583 [astro-ph].
- [46] Zhen Pan and Huan Yang, “Formation rate of extreme mass ratio inspirals in active galactic nuclei,” *Phys. Rev. D* **103**, 103018 (2021), arXiv:2101.09146 [astro-ph.HE].
- [47] Zhen Pan, Zhenwei Lyu, and Huan Yang, “Wet extreme mass ratio inspirals may be more common for spaceborne gravitational wave detection,” *Phys. Rev. D* **104**, 063007 (2021), arXiv:2104.01208 [astro-ph.HE].
- [48] Zhen Pan and Huan Yang, “Supercritical Accretion of Stellar-mass Compact Objects in Active Galactic Nuclei,” *Astrophys. J.* **923**, 173 (2021), arXiv:2108.00267 [astro-ph.HE].
- [49] Zhen Pan, Zhenwei Lyu, and Huan Yang, “Mass-gap extreme mass ratio inspirals,” *Phys. Rev. D* **105**, 083005 (2022), arXiv:2112.10237 [astro-ph.HE].
- [50] Andrea Derdzinski and Lucio Mayer, “In situ extreme mass ratio inspirals via subparsec formation and migration of stars in thin, gravitationally unstable AGN discs,” *MNRAS* **521**, 4522–4543 (2023), arXiv:2205.10382 [astro-ph.GA].
- [51] Yihan Wang, Zhaohuan Zhu, and Douglas N. C. Lin, “Stellar/BH Population in AGN Disks: Direct Binary Formation from Capture Objects in Nuclei Clusters,” arXiv e-prints , arXiv:2308.09129 (2023), arXiv:2308.09129 [astro-ph.GA].
- [52] Yihan Wang, Douglas N. C. Lin, Bing Zhang, and Zhaohuan Zhu, “Changing-Look AGN Behaviour Induced by Disk-Captured Tidal Disruption Events,” arXiv e-prints , arXiv:2310.00038 (2023), arXiv:2310.00038 [astro-ph.HE].
- [53] Clovis Hopman and Tal Alexander, “The Orbital Statistics of Stellar Inspiral and Relaxation near a Massive Black Hole: Characterizing Gravitational Wave Sources,” *Astrophys. J.* **629**, 362–372 (2005), arXiv:astro-ph/0503672 [astro-ph].
- [54] Miguel Preto and Pau Amaro-Seoane, “On Strong Mass Segregation Around a Massive Black Hole: Implications for Lower-Frequency Gravitational-Wave Astrophysics,” *Astrophys. J. Lett.* **708**, L42–L46 (2010), arXiv:0910.3206 [astro-ph.GA].
- [55] Ben Bar-Or and Tal Alexander, “Steady-state Relativistic Stellar Dynamics Around a Massive Black hole,” *Astrophys. J.* **820**, 129 (2016), arXiv:1508.01390 [astro-ph.GA].
- [56] Stanislav Babak, Jonathan Gair, Alberto Sesana, Enrico Barausse, Carlos F. Sopuerta, Christopher P. L. Berry, Emanuele Berti, Pau Amaro-Seoane, Antoine Petiteau, and Antoine Klein, “Science with the space-based interferometer LISA. V. Extreme mass-ratio inspirals,” *Phys. Rev. D* **95**, 103012 (2017), arXiv:1703.09722 [gr-qc].
- [57] Pau Amaro-Seoane, “Relativistic dynamics and extreme mass ratio inspirals,” *Living Reviews in Relativity* **21**, 4 (2018), arXiv:1205.5240 [astro-ph.CO].
- [58] Luca Broggi, Elisa Bortolas, Matteo Bonetti, Alberto Sesana, and Massimo Dotti, “Extreme mass ratio inspirals and tidal disruption events in nuclear clusters - I. Time-dependent rates,” *MNRAS* **514**, 3270–3284 (2022), arXiv:2205.06277 [astro-ph.GA].
- [59] M. Coleman Miller, Marc Freitag, Douglas P. Hamilton, and Vanessa M. Lauburg, “Binary Encounters with Supermassive Black Holes: Zero-Eccentricity LISA Events,” *Astrophys. J. Lett.* **631**, L117–L120 (2005), arXiv:astro-ph/0507133 [astro-ph].
- [60] Yael Raveh and Hagai B. Perets, “Extreme mass-ratio gravitational-wave sources: mass segregation and post binary tidal-disruption captures,” *MNRAS* **501**, 5012–5020 (2021), arXiv:2011.13952 [astro-ph.GA].
- [61] J. P. Norris, J. T. Bonnell, D. Kazanas, J. D. Scargle, J. Hakkila, and T. W. GIBLIN, “Long-Lag, Wide-Pulse Gamma-Ray Bursts,” *Astrophys. J.* **627**, 324–345 (2005), arXiv:astro-ph/0503383 [astro-ph].
- [62] Brandon Carter, “Global Structure of the Kerr Family of Gravitational Fields,” *Physical Review* **174**, 1559–1571 (1968).
- [63] W. Schmidt, “Celestial mechanics in Kerr spacetime,” *Classical and Quantum Gravity* **19**, 2743–2764 (2002), arXiv:gr-qc/0202090 [gr-qc].
- [64] Irwin I. Shapiro, “Fourth test of general relativity,” *Phys. Rev. Lett.* **13**, 789–791 (1964).
- [65] Maximiliano Isi, Katerina Chatziioannou, and Will M. Farr, “Hierarchical Test of General Relativity with Gravitational Waves,” *Phys. Rev. Lett.* **123**, 121101 (2019), arXiv:1904.08011 [gr-qc].
- [66] Scott Tremaine, Karl Gebhardt, Ralf Bender, Gary Bower, Alan Dressler, S. M. Faber, Alexei V. Filippenko, Richard Green, Carl Grillmair, Luis C. Ho, John Kormendy, Tod R. Lauer, John Magorrian, Jason Pinkney, and Douglas Richstone, “The Slope of the Black Hole Mass versus Velocity Dispersion Correlation,” *Astrophys. J.* **574**, 740–753 (2002), arXiv:astro-ph/0203468 [astro-ph].
- [67] Kayhan Gültekin, Douglas O. Richstone, Karl Gebhardt, Tod R. Lauer, Scott Tremaine, M. C. Aller, Ralf Bender, Alan Dressler, S. M. Faber, Alexei V. Filippenko, Richard Green, Luis C. Ho, John Kormendy, John Magorrian, Jason Pinkney, and Christos Siopis, “The M- $\sigma$  and M-L Relations in Galactic Bulges, and Determinations of Their Intrinsic Scatter,” *Astrophys. J.* **698**, 198–221 (2009), arXiv:0903.4897 [astro-ph.GA].
- [68] Michael J. Williams, “nessai: Nested sampling with artificial intelligence,” (2021).
- [69] Gregory Ashton, Moritz Hübner, Paul D. Lasky, Colm Talbot, Kendall Ackley, Sylvia Biscoveanu, Qi Chu, Atul Divakarla, Paul J. Easter, Boris Goncharov, Francisco Hernandez Vivanco, Jan Harms, Marcus E. Lower, Grant D. Meadors, Denyz Melchor, Ethan Payne, Matthew D. Pitkin, Jade Powell, Nikhil Sarin, Rory J. E. Smith, and Eric Thrane, “BILBY: A User-

- friendly Bayesian Inference Library for Gravitational-wave Astronomy,” *Astroph.J.S.* **241**, 27 (2019), [arXiv:1811.02042 \[astro-ph.IM\]](#).
- [70] L. Strüder, U. Briel, K. Dennerl, R. Hartmann, E. Kendziorra, N. Meidinger, E. Pfeffermann, C. Reppin, B. Aschenbach, W. Bornemann, H. Bräuninger, W. Burkert, M. Elender, M. Freyberg, F. Haberl, G. Hartner, F. Heuschmann, H. Hippmann, E. Kastelic, S. Kemmer, G. Kettenring, W. Kink, N. Krause, S. Müller, A. Oppitz, W. Pietsch, M. Popp, P. Predehl, A. Read, K. H. Stephan, D. Stötter, J. Trümper, P. Holl, J. Kemmer, H. Soltau, R. Stötter, U. Weber, U. Weichert, C. von Zanthier, D. Carathanassis, G. Lutz, R. H. Richter, P. Solc, H. Böttcher, M. Kuster, R. Staubert, A. Abbey, A. Holland, M. Turner, M. Balasini, G. F. Bignami, N. La Palombara, G. Villa, W. Buttler, F. Gianini, R. Lainé, D. Lumb, and P. Dhez, “The European Photon Imaging Camera on XMM-Newton: The pn-CCD camera,” *Astronomy&Astrophysics* **365**, L18–L26 (2001).
- [71] Richard Saxton, Andrew Read, Pilar Esquej, Giovanni Miniutti, and Emilio Alvarez, “Long-term AGN variability and the case of GSN 069,” *arXiv e-prints*, [arXiv:1106.3507 \(2011\)](#), [arXiv:1106.3507 \[astro-ph.CO\]](#).
- [72] G. C. Dewangan, K. P. Singh, Y. D. Mayya, and G. C. Anupama, “Active nucleus in a post-starburst galaxy: KUG 1259+280,” *Monthly Notices of the Royal Astronomical Society* **318**, 309–320 (2000), <https://academic.oup.com/mnras/article-pdf/318/1/309/3948321/318-1-309.pdf>.
- [73] M. J. L. Turner, A. Abbey, M. Arnaud, M. Balasini, M. Barbera, E. Belsole, P. J. Bennie, J. P. Bernard, G. F. Bignami, M. Boer, U. Briel, I. Butler, C. Cara, C. Chabaud, R. Cole, A. Collura, M. Conte, A. Cros, M. Denby, P. Dhez, G. Di Coco, J. Dowson, P. Ferrando, S. Ghizzardi, F. Gianotti, C. V. Goodall, L. Gretton, R. G. Griffiths, O. Hainaut, J. F. Hochedez, A. D. Holland, E. Jourdain, E. Kendziorra, A. Lagostina, R. Laine, N. La Palombara, M. Lortholary, D. Lumb, P. Marty, S. Molendi, C. Pigot, E. Poindron, K. A. Pounds, J. N. Reeves, C. Reppin, R. Rothenflug, P. Salvétat, J. L. Sauvageot, D. Schmitt, S. Sembay, A. D. T. Short, J. Spragg, J. Stephen, L. Strüder, A. Tiengo, M. Trifoglio, J. Trümper, S. Vercellone, L. Vigroux, G. Villa, M. J. Ward, S. Whitehead, and E. Zonca, “The European Photon Imaging Camera on XMM-Newton: The MOS cameras,” *Astronomy&Astrophysics* **365**, L27–L35 (2001), [arXiv:astro-ph/0011498 \[astro-ph\]](#).
- [74] N. I. Shakura and R. A. Sunyaev, “Black holes in binary systems. Observational appearance.” *Astronomy&Astrophysics* **24**, 337–355 (1973).
- [75] Bence Kocsis, Nicolás Yunes, and Abraham Loeb, “Observable signatures of extreme mass-ratio inspiral black hole binaries embedded in thin accretion disks,” *Phys. Rev. D* **84**, 024032 (2011).
- [76] B. Paczyński, “Evolutionary Processes in Close Binary Systems,” *ARA&A* **9**, 183 (1971).
- [77] Lyman Spitzer, *Dynamical evolution of globular clusters* (1987).
- [78] P. C. Peters, “Gravitational radiation and the motion of two point masses,” *Phys. Rev.* **136**, B1224–B1232 (1964).
- [79] J. N. Bahcall and R. A. Wolf, “Star distribution around a massive black hole in a globular cluster.” *Astrophys. J.* **209**, 214–232 (1976).