

Connection is All You Need: A Multimodal Human-AI Co-Creation Storytelling System to Support Children’s Multi-Level Narrative Skills

LYUMANSHAN YE, Shanghai Jiao Tong University, China
 JIANDONG JIANG, Shanghai Jiao Tong University, China
 YUHAN LIU, Southern University of Science and Technology, China
 YIHAN RAN, Shanghai Jiao Tong University, China
 SHUNING ZHANG, Tsinghua University, China
 YANPU YIN, Shanghai Jiao Tong University, China
 PENGFEI LIU, Shanghai Jiao Tong University, China
 DANNI CHANG, Shanghai Jiao Tong University, China

Children develop narrative skills by understanding and actively building connections between elements, image-text matching, and consequences. However, it is challenging for children to clearly grasp these multi-level links only through explanations of text or facilitator’s speech. To address this, we developed Colin, an interactive storytelling tool that supports children’s multi-level narrative skills through both voice and visual modalities. In the generation stage, Colin supports facilitator to define and review generated text and image content freely. In the understanding stage, a question-feedback model helps children understand multi-level connections while co-creating stories with Colin. In the building phase, Colin actively encourages children to create connections between elements through drawing and speaking. A user study with 20 participants evaluated Colin by measuring children’s engagement, understanding of cause-and-effect relationships, and the quality of their new story creations. Our results demonstrated that Colin significantly enhances the development of children’s narrative skills across multiple levels.

ACM Reference Format:

Lyumanshan Ye, Jiandong Jiang, Yuhan Liu, Yihan Ran, Shuning Zhang, Yanpu Yin, Pengfei Liu, and Danni Chang. 2024. Connection is All You Need: A Multimodal Human-AI Co-Creation Storytelling System to Support Children’s Multi-Level Narrative Skills. 1, 1 (December 2024), 23 pages. <https://doi.org/10.1145/nnnnnnn.nnnnnnn>

1 INTRODUCTION

Children develop narrative skills by understanding and actively building connections between elements, image-text matching, and consequences. However, it is challenging for children to clearly grasp these multi-level links only through explanations of text or facilitator’ speech. Interactive storytelling is a flexible and effective educational method that integrates multi-level narrative skill with children’s participation. In interactive dialogue, facilitator pose questions to children about the story or pictures in the book and provide scaffolded feedback based on children’s responses. Feedback

Authors’ addresses: Lyumanshan Ye, yelyumanshan@sjtu.edu.cn, Shanghai Jiao Tong University, Shanghai, China; Jiandong Jiang, Shanghai Jiao Tong University, Shanghai, China; Yuhan Liu, Southern University of Science and Technology, Shenzhen, China; Yihan Ran, Shanghai Jiao Tong University, Shanghai, China; Shuning Zhang, Tsinghua University, Beijing, China; Yanpu Yin, Shanghai Jiao Tong University, Shanghai, China; Pengfei Liu, Shanghai Jiao Tong University, Shanghai, China; Danni Chang, Shanghai Jiao Tong University, Shanghai, China.

Permission to make digital or hard copies of all or part of this work for personal or classroom use is granted without fee provided that copies are not made or distributed for profit or commercial advantage and that copies bear this notice and the full citation on the first page. Copyrights for components of this work owned by others than ACM must be honored. Abstracting with credit is permitted. To copy otherwise, or republish, to post on servers or to redistribute to lists, requires prior specific permission and/or a fee. Request permissions from permissions@acm.org.

© 2024 Association for Computing Machinery.

Manuscript submitted to ACM

Manuscript submitted to ACM

1

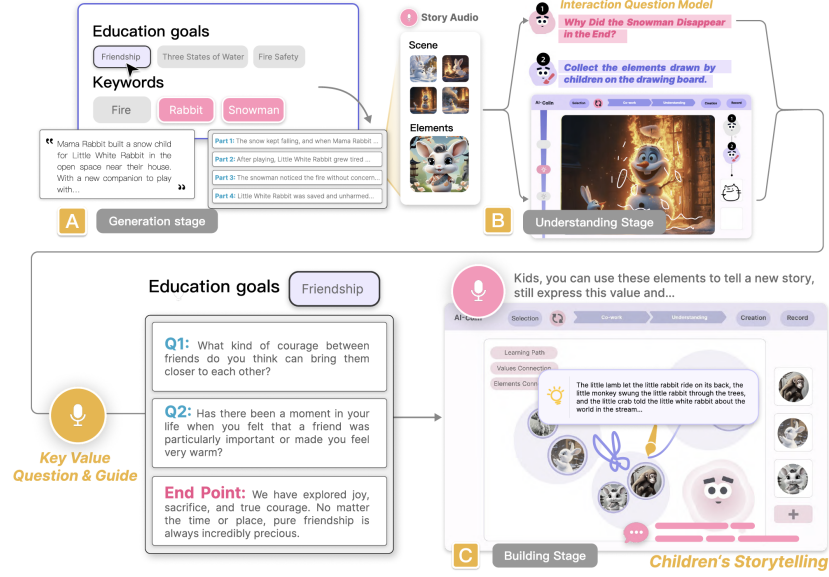


Fig. 1. Interaction Flow of Colin

strategies include implicit correction, repetition, expansion, and modeling of answers in various forms. Within dialogic reading, facilitator encourage children to participate in the creation of story plots by designing questioning methods and articulating their understanding of the key ideas contained within these storylines. Facilitator often encourage children to visualize their ideas through drawing in addition to using language, as this approach may support their creative and cognitive development.

However, providing real-time guidance to facilitator based on children's feedback during interactive storytelling poses numerous challenges. These challenges include expanding new story lines based on children's ideas and integrating them with the story background, visualizing children's ideas through drawing, and further explaining the key ideas of the story based on children's understanding. To address these challenges, this paper makes the following contributions:

- We designed and developed Colin¹, a multi-modal child-story creation system, which includes a question-scaffolding feedback framework, to enhance children's narrative multi-level skill.
- We involved facilitator's preview in story generation stage.
- We conducted a user study, summarizing the learning effectiveness and learning experience of Colin.

2 RELATED WORKS

2.1 Children's Narrative Comprehension Ability

The ability to narrate pictures, as a component of narrative skills, necessitates that children engage in logical contemplation and connection of various pictorial elements. Visual narratives, represented through illustrations, depict a series of events in succession, typically with the purpose of storytelling, such as those found in comic books and

¹Preprint. Our code is publicly available at: <https://github.com/lyumanshanye/AI-STORYGENER>

visual storytelling formats [20, 51, 52, 70]. Despite the common assumption that sequential images convey a universally transparent message that requires minimal learning to logically connect[8], the comprehension of visual narratives actually involves the identification and linkage of various image elements to construct a coherent storylines. This capability, known as visual narrative comprehension[20], demands that observers are able to recognize continuity and activity[31] within images and are capable of logically sequencing and interpreting the image series. The developmental trajectory of sequential image visual narrative comprehension progresses incrementally.

In age 6-12, children seem to be unable to understand the sequencing of sequential images. Piaget[41] and his associates initially suggested that the understanding of sequential continuity in children emerges around 7 to 8 years old. Later studies have indicated that this comprehension is enhanced when children, aged 6 to 7, are presented with images that have a stable background[61]. Recent research has further refined this timeline, noting that children as young as 4 years old start to grasp the continuity across different panels and the cues indicating activity, with full understanding achieved by the ages of 5 to 6[15]. The capacity for sequencing in children appears to take shape between the ages of 4 and 6, with proficiency increasing as they grow older. Comprehension of narrative coherence, as well as the ability to infer missing elements and predict subsequent events within a story, improves through the recognition of multiple visual cues and engagement with narratives.

When analyzing the importance of children's ability to match and re-narrate information based on visual images and the characteristics that change with age, children are able to transform abstract story elements into concrete images through visual cues, which helps them better understand and remember the story content, thus promoting their thinking and creativity development. Young children can often match basic elements in a story, such as characters and simple plots. However, they begin to understand and apply more complex plot structures and cause-and-effect relationships as they age. For example, studies have shown that children as young as 3 years old may lack structure and coherence when narrating, while children around 5 years old can use causal and temporal connectives to connect story events. Children around the age of 8 [13] can construct complex plot structures and solve problems through the conscious efforts of the main characters. The improvement of this ability is closely related to the process of cognitive development in children, including the development of working memory, executive function, and theory of mind[40].

Children's ability to logically relate in narrative refers to their ability to organize and express the events in a story, which includes understanding the sequence of events, causality, and interactions between characters[55]. Stein and Glenn [68] proposed a framework of story grammar with seven elements: situation, trigger event, internal response, internal plan, attempt, outcome, and response. The model they built illustrates how these grammatical elements and their interrelationships represent the story's internal logic. Their research clarifies the structure of a story, emphasizing the need for coordination among these elements to create a coherent narrative. 3-year-old children may have trouble establishing sub-goals and tracing the overall goals of the story. At the same time, by age 5[40], most children can correctly identify and include all story structure components, such as goals, problems, solutions, and outcomes, in their narrative. Liu et al. [65] researched the development of the macro-structure of the narrative of preschool children in China, which shows that children's narrative ability develops with age, especially between 4-5 years old, and children's narrative coherence and cohesion will be significantly improved.

2.2 AI-based Visual Storytelling System

Digital storytelling, enriched by visual narrative activities, is a educational tool that advances critical literacy and fosters creativity. It allows learners to actively engage with visual elements, constructing messages through the process of encoding and decoding[76]. This active involvement not only deepens their understanding of visual communication

but also stimulates original thought and self-expression. Researchers have discovered that this multi-model approach significantly enhances students' skills and encourages them to become creative thinkers[74]. Digital storytelling systems now commonly integrate AI to encompass both the act of telling a story through narration and the depiction of the story's events in visual form. For instance, OSOS leverages AI technology by profiling a child's language environment with pervasive language modeling, extracting priority words for learning, and generating bespoke storybooks that incorporate these words[42]. The digital tool Communicics[59] is utilized to facilitate children in collaborative comic-based digital storytelling. This tool integrates graphical and textual elements, enabling children to construct digital narratives by selecting graphical elements such as backgrounds, characters, and objects, and by inputting or choosing from predefined text. These systems also empower users to actively participate in and influence story development through decision-making[16], thereby providing more opportunities for storytelling.

Elisa et al.[58] developed a digital storytelling (DST) application, Fiabot!, which groups the required story elements according to specific narrative genres, students can create, import and edit different media types (such as images, photos, videos) and incorporate them into stories, using various modes of expression. This application was very effective in stimulating children's discussions about the plot and characters of the story. However, these three designs rely on children's ability to think visually (creating all elements on a single page), which might restrict the completeness of narrative expression and the connectivity between elements in a complex sequential storytelling context. Strube, S. emphasizes that in cultivating children's ability to narrate pictures, relevance and coherence are crucial, as they ensure that the narration is not only directly related to the images but also constructs into a complete story that is logically coherent and easily comprehensible[69]. Another study by Hubbard, L. promotes children's ability to express narratives that are logically coherent and connected through visual interactions with robots[33], using open-ended questions and multi-turn dialogue structures, while also supporting their creative thinking and personal reflection.

Interactive storytelling has been demonstrated as an effective educational method [14, 21, 29, 44]. It has been proven that it can improve children's language and narrative skills [7, 86]. In the human-computer interaction community, there have also been some works in natural language processing focusing on issues related to interactive storytelling [49, 77, 78, 83]. However, these studies focus on how to improve the performance of interactive storytelling system, but do not pay attention to the learning process of children's interaction with the story system. With the emergence of large language models, recently, some studies have incorporated large language models into children's interactive storytelling activities. Nisha uses automated planning in natural language text generation to create stories that are coherent and believable [17, 18, 66, 67]. Yuling sun's qualitative research proves that parents have a need for interactive story systems, but her investigation focuses more on tangible interfaces and has yet to come up with a solution [71]. In addition, studies have explored the use of LLMs(Large Language Models) to promote children's cooperative activities [37, 80], as well as parent-child interaction [24, 43, 47], child socializing [62].

2.3 Children-AI Collaborative Story Generation

Previous studies have designed story idea generation tools for children. Generation methods include virtual reality avatars, voice interface creation stories [10], through drawing creation, tangible interface [19, 46, 85] and graphic interface [50, 63]. Such tools highlight the significance of multi-modal creative support, allowing children to express themselves through various mediums. However, few studies have addressed the core understanding of children's grasp of stories through participatory creation. Benton present a storytelling system for narrative co-creation through a game [12], Zarei came up with a enactment-scaffolded narrative authoring tools [3]. But these studies do not integrate

the educational goals and understanding processes of stories. Some studies have noted that interactive systems improve children’s math [57, 81], coding skill [22, 23, 38, 56] and narrative skills [45].

Traditional narratives are constructed from a variety of plot elements, including characters and their interactions.

In the realm of artificial intelligence-assisted story creation and generation, computers collaborate with children in the storytelling process through content extraction and visualization techniques.

Researchers have developed various types of story generation systems designed to enhance children’s creativity, narrative skills, and language abilities.

AI-assisted drawing and storytelling systems, such as StoryDrawer, promote creative visual storytelling in children by transforming their oral narratives into drawings in real-time and generating abstract sketches with semantic similarity to existing story content[82]. Multitask transformer networks decompose the task into sentence generation and story generation based on sentences, employing pre-trained models like OpenAI GPT to construct the narrative[73]. AnimaChaotic system[4] can automatically identify visualizable information from the story, such as physical objects, properties, actions, dialogues, and emotions, and generate animated 3D story. Additionally, the StoryIcon system[63] integrates conversational agents and role-playing through a digital toolkit, supporting children in creating and visualizing stories through natural interaction. The Narratron system[84] uses a custom-trained image classifier for gesture recognition to create characters, followed by a five-sentence short children’s story generated by a pre-trained model, and the story is then output with related visuals and audio using a diffusion model and a speech synthesizer. These systems offer visual and linguistic cues, enabling children to create stories through drawing and narration. They recognize children’s inputs and generate related content. By incorporating voice agents for dialogue, they strengthen engagement and motivation in a narrative learning environment.

This methodology not only fuels children’s imagination and inventiveness but also aids them in grasping and constructing the narrative framework.

Establishing connections that address various developmental stages can be beneficial during the collaborative process between AI and children, as it may support the development of children’s abilities. The connection training emphasizes the significance of scaffolding interactions to align with the cognitive and narrative comprehension levels of children, thus nurturing their narrative and analytical skills.

Many researchers have made efforts to incorporate LLMs into educational technology [39]. These adaptations demonstrate the application of LLMs in creating educational content [25, 28], improving student engagement and interaction [5, 9, 72], and providing personalized learning experiences [32, 60]. For example, LLMs have been used to generate children’s narratives [6, 27, 30]. In different research trajectories, some scholars have used LLMs to create intelligent learning partners that are able to collaborate with humans [35], provide feedback [36], and encourage students [26, 72]. A common application involves employing LLMs as dialogue partners in written or oral form, such as in the context of task-oriented dialogues that provide opportunities for language practice [26, 79], or as story continuation partners to collaborate with children in creating stories [27, 53].

In contrast to preceding studies, Colin introduces two principal innovative contributions: (1) It employs visual modalities to more intuitively represent characters and settings within stories, thereby facilitating the demonstration of connections; and (2) it incorporates novel design features aimed at enhancing users’ visual comprehension and narrative association skills. While the systems previously discussed are predicated on aiding children in the articulation of narrative richness, Colin, through a model that interlinks pictorial elements, encourages children to contemplate and expand upon discrete elements, thereby cultivating the completeness and connectivity within narrative skills.

3 FORMATIVE STUDY AND DESIGN GOALS

To generate the design principles of the participatory story interactive system for children, we recruited five education experts and three parents to conduct semi-structured interviews. Each participant had more than three years of experience in educating or raising children. These interviews focused on three points: educational purposes, benefits of interactive storytelling for children, and problems that facilitator currently encounter in interactive storytelling.

Participants indicate that telling stories to children generally has teaching purposes. Teaching purposes are usually divided into two types: daily domain knowledge and key ideas.

Interactive storytelling aims at children places high demands on the guide's own knowledge, imagination, and narrative skills. Children, who have not yet undergone extensive learning processes, often provide feedback that can be unexpectedly surprising to adults. The facilitator needs to assist the children in weaving their imaginative responses into the story framework, elaborating new plot lines based on the children's feedback.

In semi-structured interviews, we talked to experts about improving children's narrative skills. The experts encouraged independent thinking and self-expression around themes in storytelling activities. They stressed that "*children should be encouraged to ask questions, think and interact to promote their learning and thinking development.*" To enhance children's narrative skills, experts recommend providing various types of visual information related to stories to develop their ability to think and form logical new concepts. The experts hope to "*engage children in story creation, imagine possibilities based on the story's context, and develop children's problem-solving skills.*" They introduce that children can be expressed from perception to thinking in a way that ranges from easy to difficult. First, provide sufficient information prompts; for example, teachers can use simple drawings to introduce characters and setting information to help children understand story concepts. After children have mastered the basic elements of a story, facilitator can encourage them to invent their story development, interconnecting visual information to enhance creativity and imagination. To narrate smoothly, children need to logically connect information. Teachers can guide them to express causality and connections more naturally. Experts also praised the role of AI in story education, allowing personalized story creation based on the characteristics of individual children, which is not available in traditional classrooms.

Experts have found individual differences when it comes to improving children's narrative connections. Some children struggle with interpreting visual cues and require assistance in recognizing and properly utilizing visual elements, with their usage levels being monitored. Regarding information matching ability, children need to associate acquired information elements and think about how to express them. In this process, children's reaction time and consistency of expression are key indicators, through which their matching association ability can be assessed. In logical thinking, experts observe that children have diverse ways of expressing themselves. Teachers should encourage the use of time markers and causal links, and ensure that children actively employ sentence logic to enhance the coherence of their narratives. Additionally, experts noted that in the context of family storytelling, finding appropriate scaffolding presents a challenge for parents, who generally prefer to review the generated story text and images in advance.

We summarized the experts' viewpoints and derived the following three design principles based on their insights in figure 2.

4 SYSTEM DESIGN AND DEVELOPMENT

4.1 System Development Integrating Multi-modal

Colin uses GPT capabilities to help children expand on the contributions they wish to add to the story, and effectively weaves the key ideas and knowledge points into the development of the storyline. It has five interactive steps in

Challenges	Design Goals
C1: Narrative skills developing needs elderly facilitator guidance	DG1: Involve elderly facilitator’s preview in scaffold generation stage.
C2: Expanding and integrating children’s ideas timely based on existing story framework	DG2: Assist in co-creating children’s stories using a question-scaffold approach.
C3: Clarifying multi-level narrative with visual-voice hint	DG3: Support children’s understanding and development of multilayered narrative skills through a multimodal approach.

Fig. 2. Design Goals and Challenges

interactive storytelling process: 1) Question Guidance: The system generates open-ended questions to elicit narrative contributions from children; 2) Storyline Expansion: Based on children’s feedback, the system further develops the storyline to support continued narrative development; 3) Story Element Completion: After children complete some story elements through drawing, the system assists them in completing the story content; 4) Key idea Questions: The system generates questions related to the key ideas of the story, based on children’s participation in the creation process, to assess their understanding of the central idea; 5) Explanation of key ideas: The system will affirm children’s answers and further explain the key ideas expressed in the story to help them deeply understand the moral and knowledge points of the story. Figure 3 4 5 shows the overview of the Colin process.

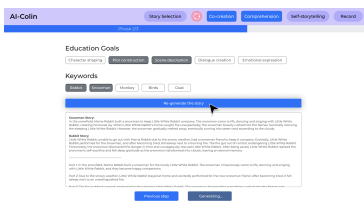


Fig. 3. Parent preview

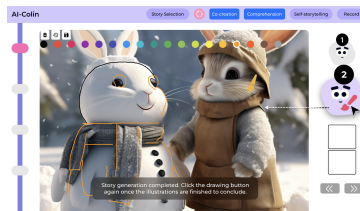


Fig. 4. Children co-create

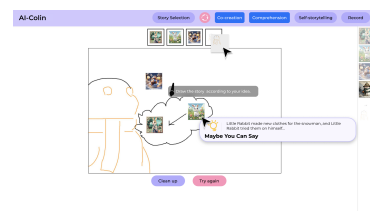


Fig. 5. Connection building

A round of dialogue 6 introduces the story and provides background information. The Colin asks the children questions and allows them to decide the story’s progression at this point.

Considering that children’s attention spans can be relatively short, limiting questions to two may help accommodate their focus capacity. At the story’s conclusion, the AI asks additional questions and explains the reasoning again. The conversation can occur in multiple rounds, and if the child’s response contradicts the story’s key ideas, the AI offers advice and appropriate guidance. The two questions are crafted to address the different key ideas conveyed by the story.

As shown in Figure 6, users press the voice button to interact with Colin. When the button lights up, it indicates the recording is in progress. Pressing it again ends the recording. Colin then continues the story based on the child’s input, while maintaining the story’s key ideas. After contributing to the story, the child can press the drawing button to access a drawing board, where they can illustrate elements of their creation directly within the story scene. This feature is designed to enhance engagement, understanding, and memory retention through visual feedback.

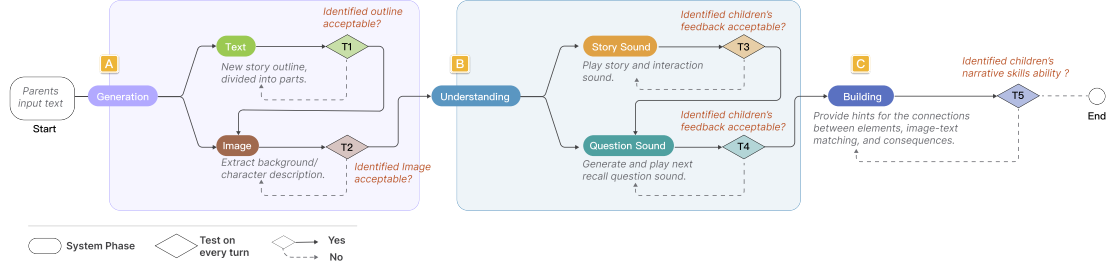


Fig. 6. Prompt-Flow of Storytelling System

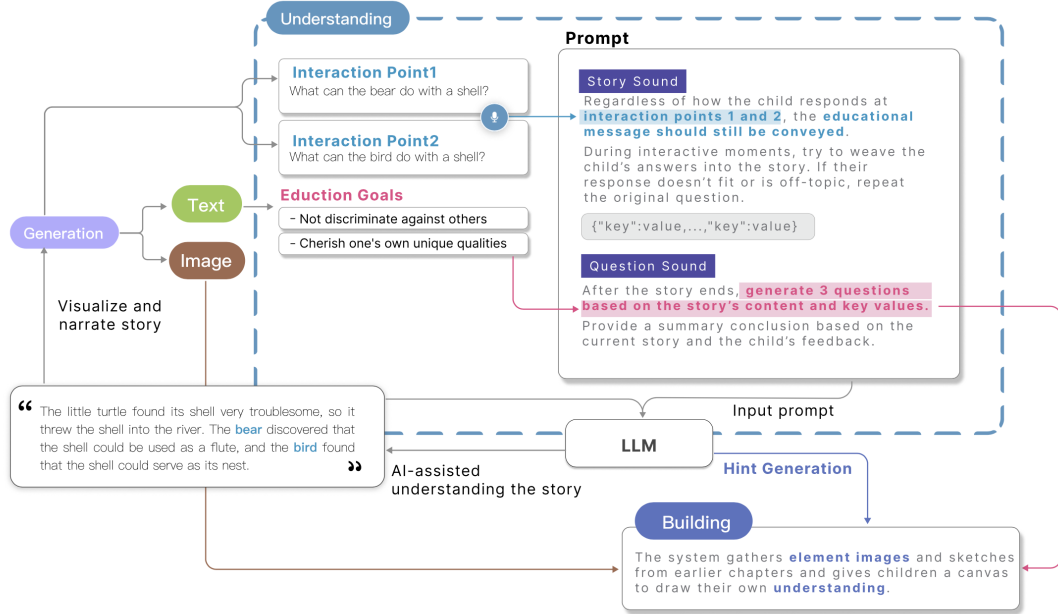


Fig. 7. Interaction Flow and Prompt Design

Upon completing the story, Colin asks the child two questions to assess their understanding of the story's knowledge and values. Children can engage in multiple rounds of voice interactions with Colin. Even if a child provides incorrect, negative, irrelevant, or vague responses, Colin patiently explains the story's key ideas.

In the final assessment phase, children are asked to use the drawing tool to create or modify elements on the canvas, and manipulate story elements by dragging them. Children need to create a new story that continues to convey the original values.

Colin is a web-based app implemented in the React based on JavaScript. For the back-end server, we implemented on Flask with Python. We adopted GPT-4 to generate text and adapted the interface based on the OpenAI interface standard. We also followed OpenAI's prompt rule recommendations to organized and save conversation context history. Besides, we use ChatGLM [11] to generate images. Colin consists of five key interaction processes 7.

Human-feedback Preview In story pre-processing, we select materials from the texts that children usually learn and use them as the story base. Parents first input the texts that children use, Colin uses outline generation prompt(Appendix A.1.1) to combine the story outline with the character and keywords selected by parents to generate a new story outline. After obtaining the story outline, we use the few-shot method to hint the LLM to split the story correctly(Appendix A.1.2), and then LLM divided the story into multi parts. Once the outline and story fragments are generated, parents can choose to manually re-generate them to ensure the quality of the story text. Then Colin will extract story background and character description through extract prompt(Appendix A.1.3, A.1.4). We use the ChatGLM[11] API to generate background pictures and character pictures from extracted description information. Parents can click on the unsatisfactory existing image to create a new image that meets the requirements. Through LLM and human feedback, we get story text fragments and images that can be used for story interaction.

Story Co-Creation In the story co-creation session, the story fragments are expanded again into a complete plot of each chapter through the story generation prompt (Appendix A.1.5), and the LLM is prompted to generate interactive questions in the middle of the chapter to realize the children’s ability to co-create the story plot. We save the conversation context in whole process to ensure LLM achieve consistency in storytelling in later story chapters. Colin use interface provided by iFlytek[34] to implement story text to voice and children voice to text transformation. After the child click the speak button, the device turns on the built-in microphone for recording. When the child clicks the speak button again, the audio file is generated and sent to the back-end voice module for parsing into response text and for continuing the story. The child’s response will be used to build feedback to generate an extended continuation of the story for the next chapter (Appendix A.1.6). Colin also provides the ability to draw sketches by offering the drawing board function based on p5.js[2], providing a variety of color brushes for children to draw.

Story Recall In the story section of the last chapter, recall prompt (Appendix A.1.7) was used to generate multi questions related to the educational goal to test the learning effect of children’s story co-creation. After the children give feedback, the LLM will use recall feedback prompt (Appendix A.1.8) to give feedback. After all questions are answered, the LLM will conclude this round of story interaction with a summary. The system supports log recording to save the words spoken by children in the interaction process and the story plot and feedback generated through LLM. By recording the name and time of children, parents can check the previous records from the log to evaluate the learning effect of children through story interaction.

Story Connection Build When co-creating is over, Colin provides the function of letting children express their own understanding of the story, and children can click the corresponding button in the navigation bar to enter the corresponding interface. The system collects the elements of character pictures and sketch draws in the previous chapters, provides a blank drawing board for children to draw their own understanding. Children can place the element pictures into the drawing board and call the brush to supplement the drawing.

4.2 Feasibility of LLM integration

To evaluate GPT-4’s performance in story expansion and question generation, we designed identical story outlines and educational points for both human participants and GPT-4. Our assessment focused on co-creating story plots, formulating open-ended questions, expanding storylines, and explaining central concepts.

We recruited 20 participants: 15 parents and 5 children aged 6-12. A brief pre-experiment was conducted to observe children’s reactions at story nodes, with some feedback randomly included in the questionnaire. The questionnaire presented designed questions along with three randomly selected children’s feedback. Participants were required to expand plots and explain their reasoning based on these inputs. The questionnaire design for human participants

Table 1. Question generation evaluation metrics

Evaluation dimension	Detailed explanation of metrics
Story Relevancy	The questions generated relate to the story plot
Inspiration	The generated question stimulates children’s thinking and provokes them to articulate their thoughts
Inclusiveness	The questions generated are open-ended, allowing children to answer freely

Table 2. Content generation evaluation metrics

Evaluation dimension	Detailed explanation of metrics
Preference	Whose story/principle do you like better?
Understandability [81]	Who explains the key ideas more clearly and concretely for children?
Logical Rationality	Whose story is more logical, with plot develops more rationally?
Attraction	Whose story sounds more creative, contains more twists and turns and more vivid details?
Story Relevancy	Which explanations are more in line with the story’s core educational goals?

mirrored the prompt tasks given to GPT-4, using the same questions and guidance from the Colin co-creation process. Both human participants and GPT-4 were required to complete identical tasks. We collected 80 stories from participants with early childhood education experience and generated an equal number using GPT-4 for comparison.

Evaluation Metrics As shown in Table 2 and 1, we designed a comprehensive evaluation metric for the requirements of story co-creation. It is divided into two modules: text generation and question generation. The text generation module is divided into plot extension text and truth extension text, and the question generation module is divided into plot question and truth question.

The metrics are based on a widely accepted approach to evaluating AI-generated conversations presented in the work of Li and Ji et al. [48, 64]. In this method, evaluators were shown stories where one is generated by GPT-4 and another one is generated by a human. They were asked to choose from each pair based on the evaluation dimension. We asked three evaluators to choose from each pair of generated text based on the different dimensions given in the index system. All assessments were conducted by three university student research assistants with more than one year of experience in the education of children.

Questions generation In the problem generation evaluation module, the plot problem and the reason problem have two similar evaluation dimensions. For plot problems, the two dimensions are: story relevance and inspiration. The question of reason has the same first dimension, and the second different dimension is inclusiveness. Based on these definitions, participants were asked to choose which of two pairs of plot questions or reason questions performed better.

Content generation In the text generation evaluation module, the dimensions for story generation are preference, understandability, story relevance and attraction. For guidance generation, the evaluation dimensions are understandability, preference, logical rationality and story relevance. Based on these definitions, participants chose which of two pairs of generated story content or guided content performed better. Table 1 provides a detailed explanation of these metrics.

Results As the figure 8 demonstrates, GPT-4 matches human-generated content in intelligibility and surpasses it in logical rationality, attraction and overall preference. GPT-4’s superior performance in attraction and explanatory clarity may be attributed to its ability to create tight logical connections based on specific instructions. Human-generated

Content Generation	Understandability	Human (49%)	GPT-4 (51%)
	Logical Rationality	Human (46%)	GPT-4 (54%)
	Attraction	Human (43%)	GPT-4 (57%)
	Preference	Human (42%)	GPT-4 (58%)
	Story relevance	Human (49%)	GPT-4 (51%)
Questions Generation	Inspiration	Human (45%)	GPT-4 (54%)
	Story Relevancy	Human (49%)	GPT-4 (51%)
	Inclusiveness	Human (48%)	GPT-4 (52%)

Fig. 8. Evaluation Results of GPT-Human

content remains comparable to GPT-4 in understandability and story relevance. However, evaluators noted that AI-generated stories sometimes lack internal logical consistency despite their syntactically sound structure, aligning with existing research on the limitations of large language models [48, 64].

The evaluation result shows human-generated questions scored lower on story relevance, possibly due to participants associating questions with various life situations rather than focusing on the story. GPT-4 generated questions were more inspiring and inclusive, better promoting story development and gathering meaningful feedback from children. Human participants sometimes created questions more related to daily issues or educational goals rather than the story’s core content, often resulting in yes/no questions that limited children’s response opportunities. In contrast, GPT-4’s questions were more closely aligned with the story’s plot and encouraged more comprehensive answers from children. Therefore, GPT-4 can assist in expanding and training children’s thinking skills in the field of children’s storytelling education, making it suitable for deployment in interactive storytelling systems.

5 EVALUATION OF COLIN

5.1 Participants

We recruited 20 child participants (11 female, 9 male, aged 5 to 13 years old, $M=7.97$, $SD=2.81$) from child training institutions and kindergartens through offline recruitment. This experiment was approved by the Institutional Review Board (IRB) of the affiliated university. Each participant received a 20CNY compensation for the 60-minute session.

5.2 Procedure and Task

Pre-test The pre-test phase aimed to assess children’s understanding of the story’s knowledge and keys before interacting with Colin. This was done through a series of questions.

We gathered all participants in a unified setting to minimize the variations that might arise from different environments. Before the experiment, a demographic questionnaire was administered to the children to collect statistical data on their age, gender, and level of knowledge. During the pretest phase, the children were asked to read the story and each child was given 10 minutes to comprehend the material. After reading, the children were asked questions about the fundamental knowledge within the story content. They were then asked to identify key thematic words to summarize the main idea of the story. Subsequently, the children were instructed to creatively narrate a new story

with a different plot but a similar theme based on their summary. The speech fluency and the association between the content elements during narration were recorded.

During Task At the beginning of the experiment, the experimenter introduced each participant on how to use the system and provided 5 minutes for self-practice and inquiries. Participants utilized Colin through the experimenter's browser on their personal computers, with their computer interfaces being recorded. With the participants' consent, the experimental process was audio and video recorded. To balance the difficulty and duration of the experiment, each participant was then asked to study the story titled "The Snowman". Parents first read the text, selecting the main theme they wished to convey through the story. After reading the text and visually assisted story content, children were required to narrate a story with a similar theme but different plot, based on elements randomly generated by the system. They were also expected to create informational and logical associations between the elements provided by the system. During the children's narration, the experimenter recorded the children's recognition and use of the system's prompted elements (characters or scenes) to assess their ability to map and link visual information. Additionally, the time interval from when the children viewed all the elements to the start of their narration, as well as the proportion of pauses and self-correction time during the narration process, were recorded. These metrics were used to evaluate their capacity to process and match the acquired visual information. Finally, the children's expressed content was analyzed for the use of conjunctions and coherence of sentences to assess their handling of logical associations between matched elements.

Post-test After completing the story narration, participants were asked to fill out a questionnaire assessing their level of engagement during the interaction with the system. Subsequently, they were invited to take part in a 20-minute semi-structured interview regarding their user experience and usability of Colin. The interview included questions such as, "Did using Colin help you think about the relationships between story characters?", "Would you use Colin again for story narration practice?", and "Did you encounter any parts of the system that were difficult to understand during operation?" Following the completion of the experiment, each participant was compensated with 20CNY for their participation.

5.3 Evaluation Metrics

5.3.1 Narrative Skill Evaluation. To evaluate how Colin influenced understanding and narrative skill improvement process, we referenced the Language Arts definition in "U.S. Common Core State Standards" [1], and narrative metrics in previous research [54] to evaluate narrative skills through storytelling. As showed in figure 10, we evaluate three level narrative skill in four dimensions, knowledge, internal response, key ideas, and narrator evaluation through a pre-test and post-test questions scored. To prevent children from merely repeating their pre-test answers in the post-test, the wording of the post-test questions was slightly modified. A comprehensive list of sample questions can be found in the appendix 4.

Knowledge dimension mainly includes questions about the factual information mentioned in the story, such as explaining the meaning of common knowledge points similar to "What is the characteristic of a turtle's shell". Each story material included 3-5 knowledge points for evaluation. **Key idea dimension**, children were asked to answer questions related to key idea of the story. **Internal Response dimension**, we ask children to analyze the characters' actions and consider how they would advance the plot if they were characters. The questions of **Narrator Evaluations** are open-ended, allowing children to respond freely.

5.3.2 Engagement and Enjoyment. We measured children's engagement in two ways, behavioral observations and quantitative analysis. Behavioral observation was used because child subjects sometimes have difficulty expressing their

Muti-level	Educational Purpose	Dimension
Level-1	Children identify <i>characters</i> in the story, assigning the <i>basic knowledge of these characters</i> in the story.	Knowledge
Level-2	Children can understanding the <i>internal response</i> of characters and the <i>key ideas</i> of the whole story in their own expression.	Internal Response
		Key Ideas
Level-3	Children express their own story, <i>transferring elements</i> from the original story, and narrate to justify why an action or event took place.	Narrator Evaluations

Fig. 9. Multi-Level Narrative Skill Evaluation

thoughts as clearly as adult subjects. Therefore, behavioral experiments can also give real feedback on children's participation in the Colin.

<i>Engagement assessment</i>	<i>Guidance</i>
Behavioral Observations	Whether the expressions and movements are happy during the entire process of participating in the experiment?
	Whether the tone of voice is positive when interacting with the Colin?
	Whether the experiment requires repeated use of certain functions of the Colin?
	After the experiment, are children willing to discuss the Colin with the experimenter?
Quantitative Analysis	Are you happy when you tell a story with Colin?
	Do you feel comfortable telling a story with Colin?
	Do you want a reading companion like Colin?
	Do you want to tell another story with Colin?

Fig. 10. Engagement and Enjoyment Evaluation

To measure children's enjoyment in interacting with artificial intelligence or humans, we adapted a questionnaire consisting of 4 items based on the prior work of Waytz [75]. The experimenters verbally presented questions to the participants and guided them to indicate their level of agreement using a graphical Likert scale. The 5-point scale was visualized as five circles, each depicting a different facial expression: "Strong Agree", "Agree", "Neither Disagree Nor Agree", "Disagree", and "Strong Disagree". The circles varied in size, with the smallest representing the least happiness (crying face) and the largest representing the greatest happiness (laughing face). Researchers pointed to each circle when describing the corresponding option. The Cronbach's alpha for internal consistency was 0.77, indicating acceptable reliability.

5.4 Result analysis

5.4.1 Learning Outcome. To calculate the scores on this scale, we recruited three college students with experience in children's education to evaluate the children's performance according to the defined indicators as figure 11. The knowledge and key idea dimensions are scored on a binary scale: 0 for wrong and 1 for right. The internal response and narrator evaluation dimensions Scoring is defined as follows: 2 indicates the ability to apply the key idea to a new story, 1 indicates the ability to retell the original story in their own words, and 0 indicates an inability to complete the task.

<i>Evaluation dimension</i>	<i>Standard</i>	<i>Requirement</i>	<i>Example</i>
Knowledge	Whether the child understands the specific knowledge mentioned in the story?	Explaining the meaning of factual information in the story.	<i>What is the characteristic of a turtle's shell?</i>
Key idea	Whether the child understands the key idea expressed by the story?	Analyzing the characters' action and consider how they would advance the plot.	<i>The turtle thinks its shell is heavy, how would you comfort it?</i>
Generalization	Summarize and simplify general vocabulary after understanding the main ideas from specific story plots.	Understand and abstract words mentioned in stories that generalize.	<i>What is the definition of characteristics?</i>
Transfer	Whether children apply the story's value to a new situation and explain it in their own words?	Use random new story elements to create a new story while keeping the core idea.	_____

Fig. 11. Evaluation Metrics Definition

Since the data did not follow a normal distribution, pre-test and post-test comparisons were conducted using the paired-sample Wilcoxon signed-rank test. For the "Key Ideas" dimension, all questions and the total score had p-values < 0.05 , showing major differences. This suggests that the process of co-creating stories with Colin enhances children's understanding of the key ideas conveyed in the stories. The Internal Response" dimension also showed significant differences in all questions and total scores before and after the test, indicating that Colin not only promotes children's understanding of the key ideas but also helps them abstract and generalize these truths into broader concepts. In the "Narrator Evaluation" dimension, eight participants successfully completed the task of creating a new story that conveyed the same core idea as the original story shortly after hearing it. This result indicates that many children were able to quickly Narrator Evaluation the concept to a new scenario, effectively applying their background knowledge. Nine participants were able to retell the original story to convey the newly learned truth, while only three of the youngest participants(aged 5-6) were unable to construct their own stories.

As shown in Figure 12, the median of all indicators increased, with notable improvements in the pre-test and post-test scores for key ideas and Internal Response. The total score, calculated from the four learning effect indicators, also showed an increase in the median, demonstrating that Colin is beneficial for multi-level narrative skill development.

As shown in Table 3, significant differences were observed in three of the four dimensions: "key ideas", "Internal Response", and "Narrator Evaluation" between pre-test and post-test ($p < 0.05$). However, the overall score in the "knowledge" dimension had p-values greater than 0.05, indicating no significant difference. This is likely due to the familiarity of the story elements—common animals, food, and plants—among the participants, which limited the impact of the Colin system on this dimension.

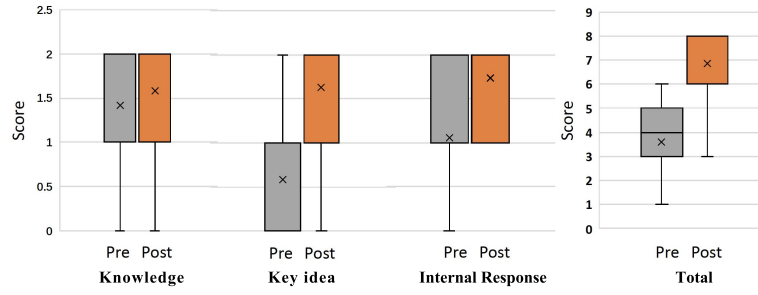


Fig. 12. Pre-Post Test Among four Dimensions

Table 3. Wilcoxon signed rank test for paired samples of different dimensions

Pre-test and post-test Pair Comparison	P value	Cohen’s d value
Total score of Knowledge	0.180	0.392
Total score of Key idea	0.000***	2.048
Total score of Internal Response	0.000***	1.949
Narrator Evaluation	0.001***	1.798

5.4.2 Learning Experience. Behavioral observation of Engagement: The observations include whether participants showed happiness (16/20), interacted with Colin in a positive tone (16/20), repeatedly used certain Colin features (12/20), and whether they were interested in continuing the discussion about Colin after the experiment (8/20).

Evaluation of Enjoyment: The figure13 shows the children’s responses to four questions (Q1 to Q4) about the pleasantness of the system. Each bar represents the percentage of responses ranging from "strongly disagree" to "strongly agree." For Q1, a majority (84%) strongly agreed. Feedback from Q2 was more balanced, with 42% agreeing. Q3 shows that a majority of 21% neither agree nor disagree (gray) and 42% agree. 57% of Q4 respondents agreed, with the rest of the responses spread across other categories. Red, orange, gray, light blue, and dark blue represent different levels of disagreement and agreement, respectively.

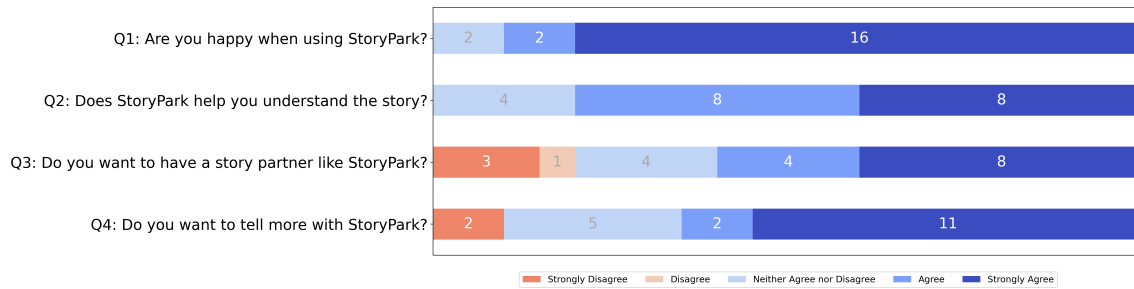


Fig. 13. Results of Children’s Enjoyment in the System

It can be seen that children have an overall positive perception of learning story content through collaborative storytelling. There is a general high level of engagement and satisfaction: children’s willingness and satisfaction in

using the AI story assistant were assessed using a five-dimensions scale ranging from 1 to 5. Among the 20 participants, 16 gave a rating of 5 for all four dimensions on the scale. Children expressed high satisfaction with the combination of voice and visual modalities. Two participants, aged 5-6, accurately articulated the value of the AI story assistant without guidance from experimenters: "It can save my parents' energy because it is a machine and can tell me new stories unlimited times" and "My dad is very busy with work, he only tells me once, but AI can tell me many times".

5.4.3 Subjective interview. We conducted semi-structured interviews with all participants, including parents and children to observe their attitudes towards the Colin.

Colin is an effective educational tool: Participants agreed that participating in story creation was conducive to children's understanding of the key ideas of the story. One parent of the subjects mentioned that *"children guide the development of the story at the same time, it is a process of constantly understanding the story background and thinking about the direction of the story plot"*, and he believed that this deep participation can help children understand the story more deeply. Another parent mentioned.

"I think it's good to do it in the same way that when we play RPGS (Role-Playing games), we have some plot options. When the user chooses this plot, the story goes in this direction. It makes the player feel very involved and immersed."

One parent of the subject expressed understanding and recognition of the design of the two problem points,

"When listening to the story background, he may still listen to the recording as before." When he encounters the first problem, he will think back to what happened before. We think from his first question to his second question, he will listen or watch more carefully than he did before. Because he knew there would be a second question, and he wanted to shape the story. For example, he continues the story entirely on his own imagination, or he wants to control the development of the story according to his own preferences, so he will listen more carefully."

Participating in a story brings ownership: Children become more self-aware and care more about stories that they can participate in deeply, thinking that this is "my story." This process allows the child to understand the truth more deeply. Children like repeated feedback, changing, rather than one-way output, the AI assistant will each time fine-tune its own extension to the child's current feedback. The addition of visual creation can effectively attract children. At present, most picture books and story recordings are one-way or have different focuses, and few combine the two modes of speech and vision into a co-creation story system. In the current way parents tell stories and listen to recorded stories, children first hear the full plot of a story. AI Story assistants help children create story lines that add their own ideas from the start. This process of participating in the creation can help children focus their attention, have the cognition of "this is my story", and then have a deeper impression on the knowledge points in the story.

A parent of a 9-year-old child expressed recognition of the assessment significance of this link,

"I think this link is quite meaningful. Children can organize stories in their own language, exercise their expression skills, use their imagination, and test Her ability to weave stories around key ideas is very important."

Repeatedly explore the myriad possibilities in a story: Parents and education experts believe that Colin has this significant advantage: artificial intelligence can embed children's imagination into story development without limits, and accommodate and expand children's imagination. One parent mentioned that "when I was a child, I probably read a lot of picture books, but the interaction was just talking and asking one or two questions." Another parent said that he believed that his own thinking would limit his children's imagination. In this regard, Big Language Models will perform better than humans:

"Later, when she grew up, my daughter would read stories by herself and rarely read stories with us, because I felt that the child would think that we might hinder some of her understanding or some of her ideas. Because now When she grows up, she has her own thoughts. Just like when she encounters a fork in the story, she can develop from direction A or direction B. Her ideas may conflict with ours, so AI. You can accompany her to explore on her own, and the AI can completely extend the story according to her ideas."

Children create directly without knowing the complete plot of the story, which helps them concentrate on thinking about the development of the plot, and is conducive to cultivating children's divergent thinking and imagination. The advantage of the story system compared to human guides is that infinitely embedding children's imagination into stories and continuously supplementing subsequent plots requires a high level of background knowledge on the part of the facilitator. In the classroom, teachers cannot help every child in the class generate their own stories, so they can only have a fixed story template. AI is a good creative assistant.

Both preschool teachers mentioned that adults's thinking has accepted the teachings of social conventions and has been solidified to a certain extent, making it easy to tell stories to children with strong guidance. Because parents are so good at summarizing the truth in advance, sometimes their interpretations will constrain their children's thinking. Some parents believe that there is only one answer to story questions and storylines interpretation, which will also affect the development of children's divergent thinking and imagination. For parents, the process of telling the same story over and over again and replacing story elements can be tedious. Colin can replace the process of exhausting story possibilities for children. A preschool teacher mentioned:

"When the mother tells a story, she may only guide one route, and the children will only know this one route after listening to the story. AI can help children think about the story from many different angles."

6 DISCUSSION AND LIMITATIONS

There are great differences in the development of narrative ability and logic ability of children in different ages. Future research could considerate design different story interaction modes with different difficulty levels according to children of different ages and abilities. (For example, for children with particularly strong narrative skills, co-creation questions can increase to 3-5). Improving children's ability to understand the key ideas of stories through interactive stories takes time to develop habits. Future story systems should record historical data about each child's interaction, matching varying levels of difficulty to the data the child retains in the system.

The participants in our study engaged in only a single session of AI-assisted collaborative storytelling, which may not fully capture the changes that occur with prolonged use of the storytelling system. Future research should explore the long-term effects of extended interaction with the system, offering children more opportunities to engage with the AI could show changes in their interaction patterns, learning habits, and cognitive processes.

7 CONCLUSIONS

In this paper, we introduce Colin, a child-story creation system that emphasizes key story ideas through the use of a question-scaffolding feedback framework. The storytelling system adopt an interactive model of "Question-Feedback-Story Generation", presenting open-ended questions to elicit narrative contributions from children. Based on children's ideas and the story framework, the system expand details to support further story development. The system evaluation reveals that Colin enhance multi-level narrative skill for children in story understanding.

REFERENCES

- [1] 2024. English Language Arts Standards – Common Core State Standards Initiative. <https://www.thecorestandards.org/ELA-Literacy/>
- [2] 2024. p5.js. <https://p5js.org/>
- [3] Niloofar , Francis Quek, Sharon Lynn Chu, and Sarah Anne Brown. 2021. Towards designing enactment-scaffolded narrative authoring tools for elementary-school children. In *Proceedings of the 20th Annual ACM Interaction Design and Children Conference*. 387–395.
- [4] Reem Abdel-Salam, Reem Gody, Mariam Maher, Hagar Hosny, and Ahmed S Kaseb. 2022. AnimaChaotic: AI-based Automatic Conversion of Children’s Stories to Animated 3D Videos.. In *ICAART (2)*. 226–235.
- [5] Rania Abdelghani, Yen-Hsiang Wang, Xingdi Yuan, Tong Wang, Pauline Lucas, Hélène Sauzéon, and Pierre-Yves Oudeyer. 2023. Gpt-3-driven pedagogical agents to train children’s curious question-asking skills. *International Journal of Artificial Intelligence in Education* (2023), 1–36.
- [6] Amal Alabdulkarim, Siyan Li, and Xiangyu Peng. 2021. Automatic story generation: Challenges and attempts. *arXiv preprint arXiv:2102.12634* (2021).
- [7] Maya Andelina Anggryadi. 2014. The effectiveness of storytelling in improving students’s speaking skill. *Jakarta: UHAMKA* (2014).
- [8] Katherine Arbuckle. 2004. The language of pictures: Visual literacy and print materials for Adult Basic Education and Training (ABET). (2004).
- [9] Minhui Bao. 2019. Can home use of speech-enabled artificial intelligence mitigate foreign language anxiety–investigation of a concept. *Arab World English Journal (AWEJ) Special Issue on CALL 5* (2019).
- [10] Heather Barber and Daniel Kudenko. 2010. Generation of dilemma-based interactive narratives with a changeable story goal. In *2nd International Conference on Intelligent TEchnologies for interactive enterTAINment*.
- [11] Ltd. Beijing Zhipu Huazhang Technology Co. 2024. ChatGLM. <https://chatglm.cn>
- [12] Laura Benton, Asimina Vasalou, Daniel Gooch, and Rilla Khaled. 2014. Understanding and fostering children’s storytelling during game narrative design. In *Proceedings of the 2014 conference on Interaction design and children*. 301–304.
- [13] Ruth A. Berman. 1995. Narrative Competence and Storytelling Performance: How Children Tell Stories in Different Contexts. *Journal of Narrative and Life History* 5, 3 (1995), 285–313.
- [14] Calvin Bonds. 2016. *Best storytelling practices in education*. Pepperdine University.
- [15] Marie-Therese Bornens. 1990. Problems brought about by –reading– a sequence of pictures. *Journal of experimental child psychology* 49, 2 (1990), 189–226.
- [16] Marc Cavazza, Fred Charles, and Steven J Mead. 2002. Planning characters’ behaviour in interactive storytelling. *The Journal of Visualization and Computer Animation* 13, 2 (2002), 121–131.
- [17] Jiaju Chen, Yuxuan Lu, Shao Zhang, Bingsheng Yao, Yuanzhe Dong, Ying Xu, Yunyao Li, Qianwen Wang, Dakuo Wang, and Yuling Sun. 2023. FairytaleCQA: Integrating a Commonsense Knowledge Graph into Children’s Storybook Narratives. *arXiv preprint arXiv:2311.09756* (2023).
- [18] Jiaju Chen, Yuxuan Lu, Shao Zhang, Bingsheng Yao, Yuanzhe Dong, Ying Xu, Yunyao Li, Qianwen Wang, Dakuo Wang, and Yuling Sun. 2023. FairytaleCQA: Integrating a Commonsense Knowledge Graph into Children’s Storybook Narratives. *arXiv:2311.09756 [cs.CL]* <https://arxiv.org/abs/2311.09756>
- [19] Jean-Peic Chou, Alexa Fay Siu, Nedim Lipka, Ryan Rossi, Franck Dernoncourt, and Maneesh Agrawala. 2023. TaleStream: Supporting Story Ideation with Trope Knowledge. In *Proceedings of the 36th Annual ACM Symposium on User Interface Software and Technology (UIST ’23)*. Article 52, 12 pages.
- [20] Neil Cohn. 2020. Visual narrative comprehension: Universal or not? *Psychonomic Bulletin & Review* 27, 2 (2020), 266–285.
- [21] Fiona Collins. 1999. The use of traditional storytelling in education to the learning of literacy skills. *Early Child Development and Care* 152, 1 (1999), 77–108.
- [22] Griffin Dietz, Jimmy K Le, Nadin Tamer, Jenny Han, Hyowon Gweon, Elizabeth L Murnane, and James A. Landay. 2021. StoryCoder: Teaching Computational Thinking Concepts Through Storytelling in a Voice-Guided App for Children. In *Proceedings of the 2021 CHI Conference on Human Factors in Computing Systems (CHI ’21)*. Article 54, 15 pages.
- [23] Griffin Dietz, Nadin Tamer, Carina Ly, Jimmy K Le, and James A. Landay. 2023. Visual StoryCoder: A Multimodal Programming Environment for Children’s Creation of Stories. In *Proceedings of the 2023 CHI Conference on Human Factors in Computing Systems (CHI ’23)*. Article 96, 16 pages.
- [24] Griffin Dietz Smith, Siddhartha Prasad, Matt J. Davidson, Leah Findlater, and R. Benjamin Shapiro. 2024. ContextQ: Generated Questions to Support Meaningful Parent-Child Dialogue While Co-Reading. In *Proceedings of the 23rd Annual ACM Interaction Design and Children Conference (IDC ’24)*. 408–423.
- [25] Ramon Dijkstra, Zülküf Genç, Subhradeep Kayal, Jaap Kamps, et al. 2022. Reading Comprehension Quiz Generation using Generative Pre-trained Transformers.. In *iTextbooks@ AIED*. 4–17.
- [26] Reham El Shazly. 2021. Effects of artificial intelligence on English speaking anxiety and speaking performance: A case study. *Expert Systems* 38, 3 (2021), e12667.
- [27] Min Fan, Xinyue Cui, Jing Hao, Renxuan Ye, Wanqing Ma, Xin Tong, and Meng Li. 2024. StoryPrompt: Exploring the Design Space of an AI-Empowered Creative Storytelling System for Elementary Children. In *Extended Abstracts of the 2024 CHI Conference on Human Factors in Computing Systems (CHI EA ’24)*. Article 303, 8 pages.
- [28] Ebrahim Gabajiwala, Priyav Mehta, Ritik Singh, and Reeta Koshy. 2022. Quiz maker: Automatic quiz generation from text using NLP. In *Futuristic Trends in Networks and Computing Technologies: Select Proceedings of Fourth International Conference on FTNCT 2021*. Springer, 523–533.
- [29] Kathleen Marie Gallagher. 2011. In search of a theoretical basis for storytelling in education research: Story as method. *International Journal of Research & Method in Education* 34, 1 (2011), 49–61.

- [30] Jian Guan, Fei Huang, Zhihao Zhao, Xiaoyan Zhu, and Minlie Huang. 2020. A knowledge-enhanced pretraining model for commonsense story generation. *Transactions of the Association for Computational Linguistics* 8 (2020), 93–108.
- [31] Vincent Haddad. 2015. The visual language of comics: introduction to the structure and cognition of sequential images, by Neil Cohn.
- [32] Michael A. Hedderich, Natalie N. Bazarova, Wenting Zou, Ryun Shim, Xinda Ma, and Qian Yang. 2024. A Piece of Theatre: Investigating How Teachers Design LLM Chatbots to Assist Adolescent Cyberbullying Education. In *Proceedings of the CHI Conference on Human Factors in Computing Systems (CHI '24)*. Article 668, 17 pages.
- [33] Layne Jackson Hubbard, Yifan Chen, Eliana Colunga, Pilyoung Kim, and Tom Yeh. 2021. Child-robot interaction to integrate reflective storytelling into creative play. In *Proceedings of the 13th Conference on Creativity and Cognition*. 1–8.
- [34] IFlyTek. 2024. IFlytek. https://www.xfyun.cn/doc/tts/online_tts/API.html
- [35] Hyangeun Ji, Insook Han, and Yujung Ko. 2023. A systematic review of conversational AI in language education: Focusing on the collaboration with human teachers. *Journal of Research on Technology in Education* 55, 1 (2023), 48–63.
- [36] Qinyin Jia, Jialin Cui, Yunkai Xiao, Chengyuan Liu, Parvez Rashid, and Edward F Gehringer. 2021. All-in-one: Multi-task learning bert models for evaluating peer assessments. *arXiv preprint arXiv:2110.03895* (2021).
- [37] jiawen liu. 2023. GPT-4. <https://arxiv.org/abs/2403.14227>
- [38] jiawen liu. 2023. GPT-4. <https://arxiv.org/abs/2402.04975>
- [39] Enkelelda Kasneci, Kathrin Seßler, Stefan Küchemann, Maria Bannert, Daryna Dementieva, Frank Fischer, Urs Gasser, Georg Groh, Stephan Günemann, Eyke Hüllermeier, et al. 2023. ChatGPT for good? On opportunities and challenges of large language models for education. *Learning and individual differences* 103 (2023), 102274.
- [40] K. S. Khan, M. R. Gugiu, L. M. Justice, R. P. Bowles, L. E. Skibbe, and S. B. Piasta. 2016. Age-Related Progressions in Story Structure in Young Children's Narratives. *Journal of Speech, Language, and Hearing Research* 59, 6 (2016), 1395–1408. https://doi.org/10.1044/2016_JSLHR-L-15-0275
- [41] H Krafft and J Piaget. 1925. La notion de l'ordre des évènements et filetest des images en désordre. *Archives de Psychologie* 19 (1925), 306–349.
- [42] Jungeun Lee, Suwon Yoon, Kyoosik Lee, Eunae Jeong, Jae-Eun Cho, Wonjeong Park, Dongsun Yim, and Inseok Hwang. 2024. Open Sesame? Open Salami! Personalizing Vocabulary Assessment-Intervention for Children via Pervasive Profiling and Bespoke Storybook Generation. In *Proceedings of the CHI Conference on Human Factors in Computing Systems*. 1–32.
- [43] Yoonjoo Lee, Tae Soo Kim, Minsuk Chang, and Juho Kim. 2022. Interactive children's story rewriting through parent-children interaction. In *Proceedings of the First Workshop on Intelligent and Interactive Writing Assistants (In2Writing 2022)*. 62–71.
- [44] Lana S Leonard. 1990. Storytelling as experiential education. *Journal of Experiential Education* 13, 2 (1990), 12–17.
- [45] Hui Liang, Jian Chang, Shujie Deng, Can Chen, Ruofeng Tong, and Jianjun Zhang. 2015. Exploitation of novel multiplayer gesture-based interaction and virtual puppetry for digital storytelling to develop children's narrative skills. In *Proceedings of the 14th ACM SIGGRAPH International Conference on Virtual Reality Continuum and its Applications in Industry*. 63–72.
- [46] Meng Liang, Yanhong Li, Thomas Weber, and Heinrich Hussmann. 2021. Tangible interaction for children's creative learning: A review. In *Proceedings of the 13th Conference on Creativity and Cognition*. 1–14.
- [47] Grace C. Lin, Ilana Schoenfeld, Meredith Thompson, Yiting Xia, Cigdem Uz-Bilgin, and Kathryn Leech. 2022. What color are the fish's scales? Exploring parents' and children's natural interactions with a child-friendly virtual agent during storybook reading. In *Proceedings of the 21st Annual ACM Interaction Design and Children Conference (IDC '22)*. 185–195.
- [48] Silvia B Lovato and Anne Marie Piper. 2019. Young children and voice search: What we know from human-computer interaction research. *Frontiers in psychology* 10 (2019), 330759.
- [49] Marzuki Marzuki, Johannes Ananto Prayogo, and Arwijati Wahyudi. 2016. Improving the EFL learners' speaking ability through interactive storytelling. *Dinamika Ilmu* 16, 1 (2016), 15–34.
- [50] John Murray, Michael Mateas, and Noah Wardrip-Fruin. 2017. Proposal for analyzing player emotions in an interactive narrative using story intention graphs. In *Proceedings of the 12th International Conference on the Foundations of Digital Games*. 1–4.
- [51] Michele Newman, Kaiwen Sun, Ilena B Dalla Gasperina, Grace Y. Shin, Matthew Kyle Pedraja, Ritesh Kanchi, Maia B. Song, Rannie Li, Jin Ha Lee, and Jason Yip. 2024. "I want it to talk like Darth Vader": Helping Children Construct Creative Self-Efficacy with Generative AI. In *Proceedings of the CHI Conference on Human Factors in Computing Systems (CHI '24)*. Article 117, 18 pages.
- [52] Jennifer Nwogu, Amanda Buddemeyer, Rosta Farzan, Angela E.B. Stewart, and Erin Walker. 2023. Comic-boarding with Children: Understanding the use of Language in Human-Human and Human-Agent Dialogue. In *Proceedings of the 22nd Annual ACM Interaction Design and Children Conference (IDC '23)*. 667–671.
- [53] Zhenhui Peng, Xingbo Wang, Qiushi Han, Junkai Zhu, Xiaojuan Ma, and Huamin Qu. 2023. Storyfier: Exploring Vocabulary Learning Support with Text Generation Models. In *Proceedings of the 36th Annual ACM Symposium on User Interface Software and Technology*. 1–16.
- [54] Douglas B Petersen, Sandra Laing Gillam, and Ronald B Gillam. 2008. Emerging procedures in narrative assessment: The index of narrative complexity. *Topics in language disorders* 28, 2 (2008), 115–130.
- [55] Danielle L. Pico, Alison Hessling Prael, Christa H. Biel, Amy K. Peterson, Elizabeth J. Biel, Christine Woods, and Valentina A. Contesse. 2021. Interventions Designed to Improve Narrative Language in School-Age Children: A Systematic Review With Meta-Analyses. *Language, Speech, and Hearing Services in Schools* 52, 4 (October 2021), 1109–1126. https://doi.org/10.1044/2021_LSHSS-20-00160 Epub 2021 Aug 4.
- [56] Filipa Rocha, Filipa Correia, Isabel Neto, Ana Cristina Pires, João Guerreiro, Tiago Guerreiro, and Hugo Nicolau. 2023. Coding Together: On Co-located and Remote Collaboration between Children with Mixed-Visual Abilities. In *Proceedings of the 2023 CHI Conference on Human Factors in*

- Computing Systems*. 1–14.
- [57] Sherry Ruan, Jiayu He, Rui Ying, Jonathan Burkle, Dunia Hakim, Anna Wang, Yufeng Yin, Lily Zhou, Qian Yao Xu, Abdallah AbuHashem, et al. 2020. Supporting children’s math learning with feedback-augmented narrative technology. In *Proceedings of the interaction design and children conference*. 567–580.
 - [58] Elisa Rubegni and Monica Landoni. 2014. Fiabot! design and evaluation of a mobile storytelling application for schools. In *Proceedings of the 2014 Conference on Interaction Design and Children (IDC ’14)*. 165–174.
 - [59] Carolina Beniamina Rutta, Gianluca Schiavo, Massimo Zancanaro, and Elisa Rubegni. 2020. Collaborative comic-based digital storytelling with primary school children. In *Proceedings of the interaction design and children conference*. 426–437.
 - [60] Michael Sailer, Elisabeth Bauer, Riikka Hofmann, Jan Kiesewetter, Julia Glas, Iryna Gurevych, and Frank Fischer. 2023. Adaptive feedback from artificial neural networks facilitates pre-service teachers’ diagnostic reasoning in simulation-based learning. *Learning and Instruction* 83 (2023), 101620.
 - [61] Thomas M Schweitzer and M Schnall. 1970. Sequence effects in the abstraction of the concept of progressive change. *Human Development* 13, 3 (1970), 201–212.
 - [62] Woosuk Seo, Chanmo Yang, and Young-Ho Kim. 2023. ChaCha: Leveraging Large Language Models to Prompt Children to Share Their Emotions about Personal Events. *arXiv preprint arXiv:2309.12244* (2023).
 - [63] Bingchan Shao, Yichi Zhang, Qi Wang, Xinchu Xu, Yang Zhou, Guihuan Feng, and Fei Lv. 2021. StoryIcon: A Prototype for Visualizing Children’s Storytelling. In *Proceedings of the Ninth International Symposium of Chinese CHI*. 152–157.
 - [64] Freda Shi, Xinyun Chen, Kanishka Misra, Nathan Scales, David Dohan, Ed Chi, Nathanael SchÄrli, and Denny Zhou. 2023. Large Language Models Can Be Easily Distracted by Irrelevant Context. *arXiv:2302.00093* [cs.CL]
 - [65] Li Shunhua and Qi Tianlong. 2023. A Tale of Age and Abilities: Analyzing Narrative Macrostructure Development in Chinese Preschoolers Through the Lens of Story Grammar. *Journal of Psycholinguistic Research* 52 (2023), 2453–2472. <https://doi.org/10.1007/s10936-023-10007-y>
 - [66] Nisha Simon. 2024. Does Robin Hood Use a Lightsaber?: Automated Planning for Storytelling. In *Proceedings of the AAAI Conference on Artificial Intelligence*, Vol. 38. 23421–23422.
 - [67] Nisha Simon and Christian Muise. 2022. TattleTale: storytelling with planning and large language models. In *ICAPS Workshop on Scheduling and Planning Applications*.
 - [68] Neil L. Stein and Catherine G. Glenn. 1979. An analysis of story comprehension in elementary school children. In *New directions in discourse processing*, Roy O. Freedle (Ed.). Vol. 2. Ablex, 53–120.
 - [69] Susanna Strube, Ineke Van de Craats, and Roeland Van Hout. 2010. Telling picture stories: Relevance and coherence in texts of the non-literate L2 learner. In *LESLLA Symposium Proceedings*, Vol. 5. 52–63.
 - [70] Sangho Suh, Jian Zhao, and Edith Law. 2022. CodeToon: Story Ideation, Auto Comic Generation, and Structure Mapping for Code-Driven Storytelling. In *Proceedings of the 35th Annual ACM Symposium on User Interface Software and Technology (UIST ’22)*. Article 13, 16 pages.
 - [71] Yuling Sun, Jiali Liu, Bingsheng Yao, Jiaju Chen, Dakuo Wang, Xiaojuan Ma, Yuxuan Lu, Ying Xu, and Liang He. 2024. Exploring Parent’s Needs for Children-Centered AI to Support Preschoolers’ Storytelling and Reading Activities. *arXiv preprint arXiv:2401.13804* (2024).
 - [72] Tzu-Yu Tai and Howard Hao-Jan Chen. 2023. The impact of Google Assistant on adolescent EFL learners’ willingness to communicate. *Interactive Learning Environments* 31, 3 (2023), 1485–1502.
 - [73] Lecheng Wang, Shizheng Qin, Menglong Xu, Rui Zhang, Lizhe Qi, and Wenqiang Zhang. 2019. From Quick-draw To Story: A Story Generation System for Kids’ Robot. In *2019 IEEE International Conference on Robotics and Biomimetics (ROBIO)*. IEEE, 1941–1946.
 - [74] Paige D Ware and Mark Warschauer. 2005. Hybrid literacy texts and practices in technology-intensive environments. *International Journal of Educational Research* 43, 7-8 (2005), 432–445.
 - [75] Adam Waytz, Joy Heafner, and Nicholas Epley. 2014. The mind in the machine: Anthropomorphism increases trust in an autonomous vehicle. *Journal of experimental social psychology* 52 (2014), 113–117.
 - [76] Wendy R Williams. 2019. Attending to the visual aspects of visual storytelling: using art and design concepts to interpret and compose narratives with images. *Journal of Visual Literacy* 38, 1-2 (2019), 66–82.
 - [77] Ying Xu, Dakuo Wang, Mo Yu, Daniel Ritchie, Bingsheng Yao, Tongshuang Wu, Zheng Zhang, Toby Jia-Jun Li, Nora Bradford, Branda Sun, Tran Bao Hoang, Yisi Sang, Yufang Hou, Xiaojuan Ma, Diyi Yang, Nanyun Peng, Zhou Yu, and Mark Warschauer. 2022. Fantastic Questions and Where to Find Them: FairytaleQA – An Authentic Dataset for Narrative Comprehension. *arXiv:2203.13947* [cs.CL]
 - [78] Bingsheng Yao, Dakuo Wang, Tongshuang Wu, Zheng Zhang, Toby Li, Mo Yu, and Ying Xu. 2022. It is AI’s Turn to Ask Humans a Question: Question-Answer Pair Generation for Children’s Story Books. In *Proceedings of the 60th Annual Meeting of the Association for Computational Linguistics (Volume 1: Long Papers)*, Smaranda Muresan, Preslav Nakov, and Aline Villavicencio (Eds.). Association for Computational Linguistics, Dublin, Ireland, 731–744. <https://doi.org/10.18653/v1/2022.acl-long.54>
 - [79] Ann Yuan, Andy Coenen, Emily Reif, and Daphne Ippolito. 2022. Wordcraft: Story Writing With Large Language Models. In *Proceedings of the 27th International Conference on Intelligent User Interfaces (IUI ’22)*. 841–852.
 - [80] Siyu Zha, Yuehan Qiao, Qingyu Hu, Zhongsheng Li, Jiangtao Gong, and Yingqing Xu. 2024. Designing Child-Centric AI Learning Environments: Insights from LLM-Enhanced Creative Project-Based Learning. *arXiv preprint arXiv:2403.16159* (2024).
 - [81] Chao Zhang, Xuechen Liu, Katherine Ziska, Soobin Jeon, Chi-Lin Yu, and Ying Xu. 2024. Mathemyths: Leveraging Large Language Models to Teach Mathematical Language through Child-AI Co-Creative Storytelling. *arXiv preprint arXiv:2402.01927* (2024).

- [82] Chao Zhang, Cheng Yao, Jiayi Wu, Weijia Lin, Lijuan Liu, Ge Yan, and Fangtian Ying. 2022. StoryDrawer: a child-AI collaborative drawing system to support children’s creative visual storytelling. In *Proceedings of the 2022 CHI conference on human factors in computing systems*. 1–15.
- [83] Zheng Zhang, Ying Xu, Yanhao Wang, Bingsheng Yao, Daniel Ritchie, Tongshuang Wu, Mo Yu, Dakuo Wang, and Toby Jia-Jun Li. 2022. StoryBuddy: A Human-AI Collaborative Chatbot for Parent-Child Interactive Storytelling with Flexible Parental Involvement. In *Proceedings of the 2022 CHI Conference on Human Factors in Computing Systems (CHI ’22)*. Association for Computing Machinery, New York, NY, USA, Article 218, 21 pages. <https://doi.org/10.1145/3491102.3517479>
- [84] Yubo Zhao and Xiyang Bao. 2023. Narratron: Collaborative Writing and Shadow-playing of Children Stories with Large Language Models. In *Adjunct Proceedings of the 36th Annual ACM Symposium on User Interface Software and Technology (UIST ’23 Adjunct)*. Article 119, 6 pages.
- [85] Yijun Zhao, Yiming Cheng, Shiyang Ding, Yan Fang, Wei Cao, Ke Liu, and Jiacheng Cao. 2024. Magic Camera: An AI Drawing Game Supporting Instantaneous Story Creation for Children. In *Proceedings of the 23rd Annual ACM Interaction Design and Children Conference (IDC ’24)*. 738–743.
- [86] Mukminatun Zuhriyah. 2017. Storytelling to improve students’s speaking skill. *English Education: Jurnal Tadris Bahasa Inggris* 10, 1 (2017), 119–134.

A APPENDIX

A.1 Prompt Design

A.1.1 Outline Generate Prompt.

You will receive a story. Use the provided keywords to simplify the story

Keywords: `\{keyword\}`
Story: `\{story_text\}`
Target: `\{target\}`

Where story is the story input, target is the educational goal of the story, and keyword is the character element that needs to appear in the story.

You need to generate a 3-4 sentences story outline, called a summary, in which only one character appears in each paragraph and describes its actions.

A.1.2 Story Split Prompt.

You will receive a story. Please divide the story into four parts: the beginning, key plot point 1, key plot point 2, and the ending. For each part, describe the actions of the characters in the scene.

The story is: `\{story_text\}`
The four parts are identified with part1, part2, part3, and part4 as keys.
Each part only needs 1-2 sentences, each part only needs to describe the plot, do not add additional description.
Here is a complete breakdown of the process: The little tortoise found his shell troublesome, so he threw it into the river. The little bear found that the shell could play the flute. The little bird found that the shell could be used as its nest. They all thanked the little turtle, the little turtle felt very happy ", this story educates children "do not discriminate against others", "cherish their own characteristics"

Return Json format:

"part1": "Once upon a time, there was a little turtle who always felt that his shell was heavy and hard, which was very troublesome. One day, he decided to take off his shell and throw it into a nearby river",
"part2": "Soon after, Little Bear found the shell while playing by the river. Little Bear ponders the function of this turtle shell",
"part3": "Little Bear picks up the shell, finds it round and has many holes, and suddenly has a good idea. It took the turtle shell as a special instrument and played a melodious sound, just like playing the flute. My friends in the forest were attracted to the beautiful music.",
"part4": "The bird uses the turtle shell as a natural skateboard, gliding between the branches, attracting the envious eyes of other birds, everyone wants to try this special skateboard. The little turtle felt very warm and proud when he heard that his shell had brought so much happiness to his friends."

Note: Only one character can appear in each part and do some actions. Don't have multiple character descriptions and interactions in one part

A.1.3 Background Extract Prompt.

You will receive a story's part. Identify all characters and specify what they are.
 For example, If a character is Wukong, who is a monkey, refer to him as Wukong the monkey.
 Assign each character characteristics that describe what they look like, considering the story's context.
 For humans, include descriptions of their clothing. Write a single sentence that depicts an image for this page in the following format:

[subject], [doing action], [adjective], [background subject], [scenery]

For example: Little monkey with brown fur, curious eyes, entering the cornfield, tall corn stalks, golden field, looking at the big corn, plentiful corn stalks, sunlit field.

The story is: \{story_text\}

A.1.4 Character Extract Prompt.

You will receive a story. Find all of the characters within this story. Don't just say the name, include what they actually are, without including adjectives. If the character is wukong, who is a monkey, output it as wukong the monkey.
 Output them in the following format: Character 1 Character 2 Character 3 .The story is : {story_text}

A.1.5 Story Expand And Interaction Question Generate Prompt.

I need to tell stories to children aged 3-8. Please expand and tell the story. \{story_split_text\}

In the story, you design interaction point 1 and interaction point 2, so that interaction point 1 appears after part2, and interaction point 2 appears after part3.

Each expansion is less than 250 words and conveys an educational message regardless of the feedback from interaction points 1 and 2.

In the interaction point, try to embed any of the child's answers in the development of the story. If the answer does not fit into the story at all, or has nothing to do with the question, repeat the question generated at the interaction point.

If the child has strong resistance to the story telling activity itself, use a patient tone of persuasion and repeat the questions generated by the interaction points.

Now when we get to interaction point 1 in Parts 1 and 2, you need to stop and wait for my feedback. Your reply should be returned in Json format \{"key":value,... , "key":value\} :

1. The Json tag name corresponding to the story text is story
2. The text of the question raised in interaction point 1 corresponds to the Json label interact
3. Avoid suggestive text in parentheses
4. Animals, people do not appear names, directly use nouns

A.1.6 Interaction Feedback Prompt.

For interaction point, the answer is {message}, please generate feedback, and pay attention to the following points when generating feedback:

1. timely to the child affirmation and praise
2. Help your child fill in the details of this answer

After feedback is generated, talk about next part until interaction point stops, waiting for the child's feedback. Your reply should be returned as a pure json string in the format \{"key":value,... , "key":value\} :

1. The story text and feedback corresponding to the story is named Story
2. The text of the question raised in point is labeled interact
3. Avoid suggestive text in parentheses
4. Animals, people do not appear names, directly use nouns

A.1.7 Story End And Recall Question Generate Prompt.

After generating feedback, proceed directly to the ending of part4

After the ending, please generate three questions according to the material of the story and the truth conveyed. After each question is asked, you need to stop and wait for my feedback, and give feedback according to the answer content, which is controlled within 200 words.

In the follow-up, the first question given by children will be question 1 (Q1), followed by question 2 (Q2), and question 3 (Q3). After the answer of Q3, the guidance will describe the summary and feedback of all links.

If the child's answer does not correctly understand the truth conveyed by the story, you need to patiently guide the child to understand the truth and ask again. Make sure your child understands, then ask the next question. Your reply should be returned in Json format

A.1.8 Recall Feedback Prompt.

For the current problem, the child responds as {message}, generates feedback and waits for the child's response to the next question (Q1, Q2, Q3), and the return should be returned in json format. The format is \{"key":value,... , "key":value\}

1. The feedback generated after answering the questions is labeled guidance
2. The leading text for the next question is labeled interact
3. Avoid suggestive text in parentheses
4. Animals, people do not appear names, directly use nouns

Your return contains only json strings and nothing else

Table 4. List of pre and post test questions

Evaluation dimension	Problem list(Correctly marked as 1 point, incorrectly marked as 0 points)
Knowledge	1. Is the turtle's shell light or heavy? 2. From the following words, please choose the characteristics of the turtle shell: light/soft/heavy.
Key idea	3. Why did the little turtle dislike his shell at first and then become happy again? 4. If the baby turtle is sad because its shell is heavy, how do you comfort it?
Internal Response	5. What does it mean to cherish? 6. What is the definition of characteristics?
Evaluation dimension	Problem list(This dimension is scored 0 points in the pre-test, and 0, 1, and 2 points in the post-test respectively)
Narrator Evaluation	7. Use the elements in the picture (turtle, firefly, cat, fish, bird's nest) to tell a story and express "cherish your own characteristics". 8. Using the elements in the picture (turtle, firefly, cat, fish, bird's nest), tell a story about "finding the good in your friends".