

MTVQA: Benchmarking Multilingual Text-Centric Visual Question Answering

Jingqun Tang^{1*}, Qi Liu^{1*}, Yongjie Ye^{1*}, Jinghui Lu^{1*}, Shu Wei¹, Chunhui Lin¹, Wanqing Li¹,
Mohamad Fitri Faiz Bin Mahmood¹, Hao Feng¹, Zhen Zhao¹, Yanjie Wang¹, Yuliang Liu²,
Hao Liu¹, Xiang Bai², Can Huang¹

¹ByteDance Inc. ²Huazhong University of Science and Technology

{tangjingqun, liuqi.nero, yeyongjie.ilz, lujinghui, haoliu.0128, can.huang}@bytedance.com,
{ylliu, xbai}@hust.edu.cn

Abstract

Text-Centric Visual Question Answering (TEC-VQA) in its proper format not only facilitates human-machine interaction in text-centric visual environments but also serves as a de facto gold proxy to evaluate AI models in the domain of text-centric scene understanding. Nonetheless, most existing TEC-VQA benchmarks focus on high-resource languages like English and Chinese. Despite pioneering works expanding multilingual QA pairs in non-text-centric VQA datasets through translation engines, the translation-based protocol encounters a substantial “visual-textual misalignment” problem when applied to TEC-VQA. Specifically, it prioritizes the text in question-answer pairs while disregarding the visual text present in images. Moreover, it fails to address complexities related to nuanced meaning, contextual distortion, language bias, and question-type diversity. In this work, we tackle multilingual TEC-VQA by introducing MTVQA, the first benchmark featuring high-quality human expert annotations across 9 diverse languages, consisting of 6,778 question-answer pairs across 2,116 images. Further, by comprehensively evaluating numerous state-of-the-art Multimodal Large Language Models (MLLMs), including Qwen2-VL, GPT-4o, GPT-4V, Claude3, and Gemini, on the MTVQA benchmark, it is evident that there is still a large room for performance improvement (Qwen2-VL scoring 30.9 versus 79.7 for human performance), underscoring the value of MTVQA. Additionally, we supply multilingual training data within the MTVQA dataset, demonstrating that straightforward fine-tuning with this data can substantially enhance multilingual TEC-VQA performance. We aspire that MTVQA will offer the research community fresh insights and stimulate further exploration in multilingual visual text comprehension.

1. Introduction

In the era of burgeoning AI, especially in MLLMs [1, 3, 5, 9, 11–13, 18, 22, 24, 26, 27, 34, 39, 43, 44, 47, 49], **Text-Centric Visual Question Answering (TEC-VQA)** [6, 12, 13, 18, 26, 42, 43] has served as a *de facto* gold proxy to evaluate AI models in the domain of text-centric scene understanding. Compared with general VQA [4, 6, 14, 15, 20, 23, 25, 28–32, 36, 40, 42, 52], TEC-VQA places greater emphasis on answering questions that require understanding visual textual information within images. It enables individuals without specialized expertise to access applications in text-centric visual environments. However, most advancements in TEC-VQA have predominantly concentrated on high-resource languages, *e.g.*, English [6, 30, 31, 42], Chinese [15, 37], Japanese [33, 41] and *etc.*, thus restricting the applicability of AI models to the global community, particularly populations speaking low-resource languages.

To tackle the problem of language diversity, several seminal studies [7, 35, 38] in the general VQA field simply leverage translation engines to expand question-answer pairs from high-resource to low-resource languages. However, this translation-based approach is not feasible for TEC-VQA, as it merely processes **text in question-answer pairs**, neglecting the critical visual text needed for answering based on images. Although the visual text can be recognized by an OCR (Optical Character Recognition) engine and then translated into the target language, this indirect process could lead to a “visual-textual misalignment” problem, due to nuanced meaning, contextual distortion, language bias, and question type diversity. Taking the second case in Fig. 1 as an example, if either the visual text or the question in Russian is recognized or translated problematically, then the question would never be answered correctly. The *status quo* begs for a question: “Can we directly leverage visual text in source language *per se* for multilingual TEC-VQA and what we stand in the MLLM era?”

In this work, to answer the question above, we estab-

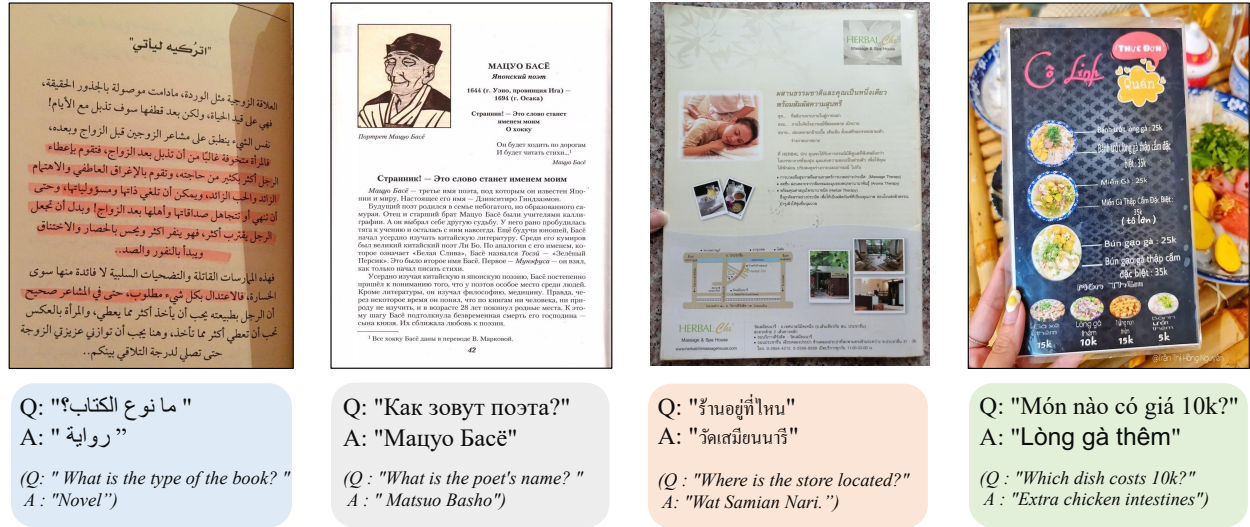


Figure 1. Multilingual text-centric VQA visualization selected from four languages. From left to right: Arabic (AR), Russian (RU), Thai (TH), Vietnamese (VI). The corresponding translations in English are in brackets.

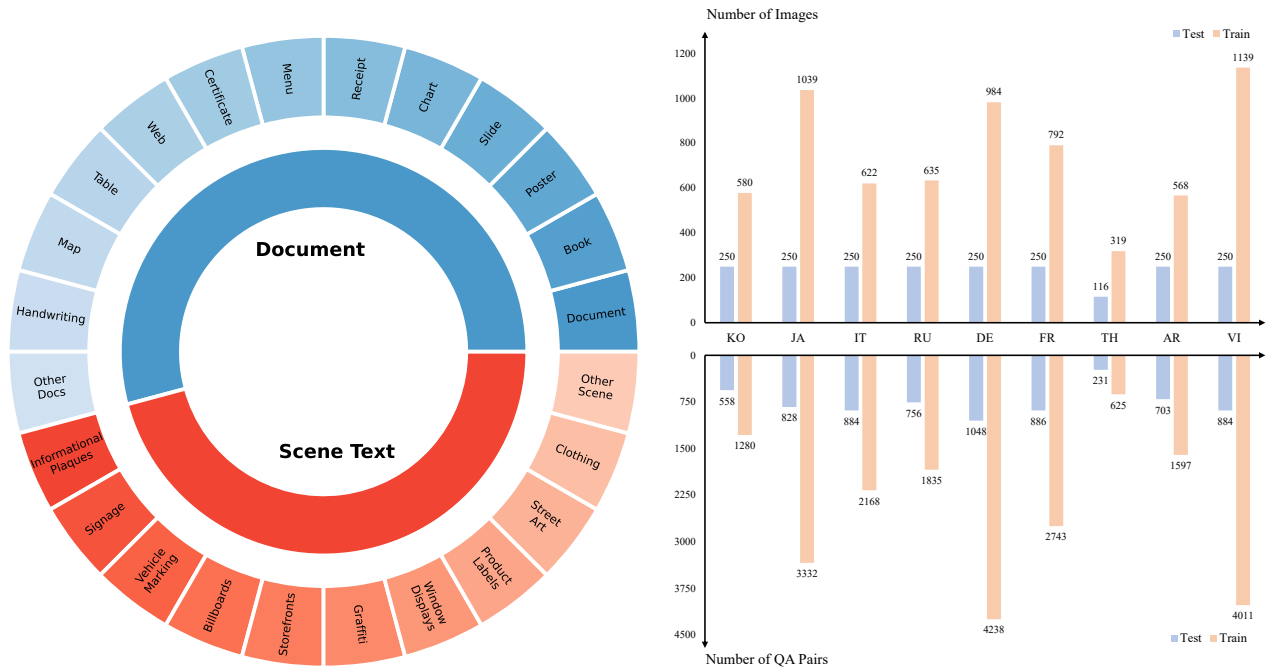


Figure 2. Left: overview of various categories of text-rich images. Right: image and QA pairs distribution over the 9 languages in MTVQA benchmark.

lish MTVQA, a novel and high-quality multilingual TEC-VQA benchmark, where all images are collected from real-world and meticulously annotated by human experts in nine languages: Arabic (AR), Korean (KO), Japanese (JA), Thai (TH), Vietnamese (VI), Russian (RU), French (FR), German (DE), and Italian (IT). More concretely, to ensure the visual-textual alignment at most, the annotation process

follows the raise-then-correct paradigm, where a group of human annotators raises several distinct questions, ranging from simple content extraction to text-related reasoning, and subsequently provides answers. Another group then double-checks these QA pairs to ensure accuracy and consistency. Consequently, as illustrated in Fig. 2, 6,678 training images and 21,829 question-answer pairs, as well as

2,116 test images and 6,778 question-answer pairs are obtained, covering more than 20 fine-grained scenarios from both documents and natural scenes, such as menus, logos, maps, bills, PPTs, research papers, and *etc.* To our knowledge, MTVQA is the first TEC-VQA dataset to provide native human annotations for multilingual text-rich scenarios, especially for low-source languages.

We further investigate recent representative MLLMs in Fig. 3, including GPT-4o, GPT-4V, Gemini, Qwen2-VL, *etc.*, and their performance on MTVQA. As vividly revealed in Fig. 3 (a), the general MLLM Qwen2-VL is the top performer, followed by closed-source GPT-4o and Claude3 Opus. Other general MLLMs like QwenVL Max and QwenVL Plus show mid-tier performance, while text-centric MLLMs lag behind. Fig. 3(b) shows closed-source MLLMs consistently outperforming others, especially in French (FR) and German (DE), while languages like Arabic (AR) and Thai (TH) witness lower scores across all categories. The results unequivocally demonstrate that opportunities for improvement persist within existing MLLMs when applied in multilingual text-rich scenarios. In summary, the main contributions of this paper can be categorized into four points:

- We coin the MTVQA dataset, which, to the best of our knowledge, is the first multilingual TEC-VQA benchmark providing human expert annotations to solve the “visual-textual misalignment” problem in multilingual text-centric scenarios.
- We benchmark various MLLMs and human performance on MTVQA and show that there are still great opportunities for improvement on even the most advanced MLLMs in multilingual text-rich scenarios.
- We establish a set of new multilingual TEC-VQA baselines for closed-source and general-purpose, text-centric MLLMs.
- MTVQA has been serving as a standard benchmark for evaluating multilingual visual text comprehension capabilities by some recently released state-of-the-art MLLMs such as Qwen2-VL [46] and InternVL 2 [11].

2. Related Work

Table 1. Comprehensive comparison on the benchmarks related to MTVQA. GPT4V denotes GPT-4V performance.

Benchmark	Scene	Manual QA	QA Language	Visual Text Language	GPT4V
OCRBench	Multiple Text-rich	✓	English	English	64.5%
TextVQA	Scene Text	✓	English	English	78.0%
DocVQA	Document	✓	English	English	88.4%
EST-VQA	Scene Text	✓	English, Chinese	English, Chinese	72.3%
xGQA	General		7 Languages	-	67.7%
MaXM	General		7 Languages	-	62.8%
MTVQA	Multiple Text-rich	✓	9 Languages	10 languages	22.0%

2.1. MLLMs for Text-centric VQA

Recent advancements in MLLMs [1, 3, 5, 9, 11–13, 18, 22, 24, 26, 27, 39, 43, 44, 47, 49, 51] have revolutionized VQA tasks, as demonstrated by the remarkable zero-shot performance of these models. Notably, the high generalizability of MLLMs, when explicitly trained on visual text understanding datasets and fine-tuned with instructions, has significantly enhanced their application in text-centric VQA scenarios [12, 13, 18, 26, 43]. For example, LLaVAR [50], UniDoc [13], which extend LLaVA [25] into the realm of document understanding, pioneering the text-centric VQA of MLLMs by training them to predict texts and coordinates from document images. Furthermore, DocPedia [12] operates visual input in the frequency domain rather than in space, which enables higher input resolution without increasing the input sequence. Lately, mPLUG-DocOwl [48], Qwen-VL [5], and TextMonkey [26] leverage publicly available document-related VQA datasets to further enhance the text-centric VQA capabilities. Despite the promising results achieved by existing MLLMs in text-centric VQA tasks, their focus on high-resource languages such as English and Chinese has posed challenges in achieving reasonable performance for low-resource languages. This is primarily due to the lack of data or benchmarks for these low-resource languages.

2.2. Multilingual Text-centric VQA Benchmarks

VQA has garnered significant attention in recent years, with numerous studies, datasets, and benchmarks being proposed to advance the field [4, 6, 14, 15, 20, 23, 25, 28–32, 36, 40, 42, 52]. Many datasets have been created that encompass scene text of various domains, including natural images [6, 42], scanned documents [30, 31], book and movie covers [32]. One notable limitation of these datasets is their predominant focus on English [6, 30, 31, 42] or other high-resource languages such as Chinese [15, 37] and Japanese [33, 41], which restricts the applicability of VQA systems for low-resource languages such as Thai and Vietnamese.

There are some recent efforts toward extending VQA tasks to a broader range of languages [7, 17, 21, 35, 38, 45] by providing a multilingual VQA datasets. For example, Gao et al. [15] created a free-form bilingual VQA dataset (FM-IQA) containing over 150,000 images and 310,000 freestyle Chinese question-answer pairs and English translations. Raj Khan et al. [38] developed a large-scale multilingual and code-mixed VQA dataset (MuCo-VQA) supporting five languages. Of more relevance are the works xGQA (7 languages) [35] and MaXM (7 languages) [7], which apply translation-based protocols to expand VQA data beyond English. However, the translation-based multilingual VQA datasets inherently face issues, such as the “visual-textual misalignment” problem, where only the tex-

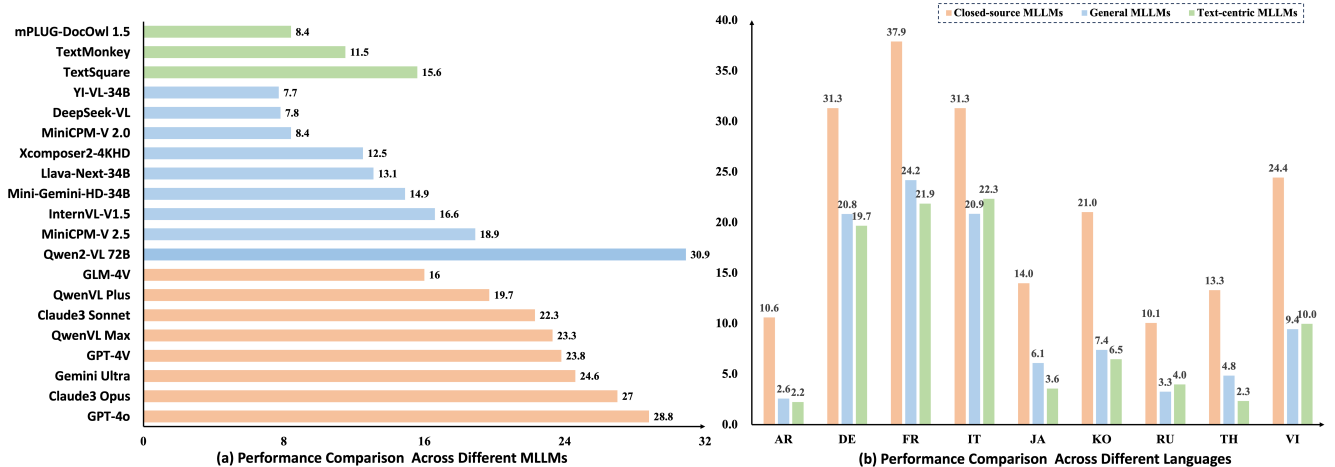


Figure 3. Left: comparison of the overall performance of various MLLMs in the MTVQA benchmark. Right: comparison of the performance exhibited by MLLMs in the 9 languages of the MTVQA.

tual information in question-answer pairs is considered, while the visual text in images is overlooked. Additionally, the nuanced meaning and context are often distorted; language bias is introduced by machine translation models, and the coverage of certain question types is limited, as highlighted by [7]. Moreover, none of the previous multilingual datasets focus on text-centric scenarios where multilingual text frequently occurs.

Our benchmark, MTVQA, distinguishes itself by focusing on multilingual text-centric VQA scenarios using human expert annotations. It covers 9 languages, facilitating the training and evaluation of multilingual models in diverse linguistic contexts. Additionally, our dataset can gauge the VQA system’s ability for not only high-resource languages but also those that are typically underrepresented in current datasets [6, 15, 30, 31, 42].

3. MTVQA Benchmark

The MTVQA benchmark is meticulously established to evaluate the multilingual text comprehension performance of Multimodal Large Language Models (MLLMs). MTVQA covers nine languages: Arabic (AR), Korean (KO), Japanese (JA), Thai (TH), Vietnamese (VI), Russian (RU), French (FR), German (DE), and Italian (IT). The data construction involves a comprehensive collection of text-rich images and a two-round human expert annotation process. In terms of data volume, an initial dataset of 8,980 images is compiled. Following a data cleaning phase, 8,895 images are retained for annotation. The first round of annotation yielded 8,895 images, corresponding to 28,906 question-answer (QA) pairs. After the second round of annotation and final quality control measures, the final dataset comprises 8,794 images and 28,607 QA pairs. The benchmark construction cost is divided into two parts: image ac-

quisition and annotation. Image acquisition costs about two months and 30,000 dollars. VQA annotation costs about three months and 60,000 dollars. Hourly wages vary from country to country, with senior language specialists costing between 20 and 40 per hour and local annotators costing between 8 and 20 per hour. The average time spent by each labeler was roughly 60 days.

3.1. Data Collection

The raw data collection aims to gather text-rich images from various scene text and document scenarios, ensuring diversity and quality. This includes images from publicly available datasets (e.g., ICDAR MLT19 [16]) and those sourced from the internet (i.e., Laion-OCR, which is filtered from Common Crawl [10]), such as menus, logos, maps, bills, PowerPoint slides (PPTs), research papers, etc, as shown in Fig. 2. The image collection process consists of two steps: extracting multilingual text using a multilingual OCR engine (Bytedance multilingual OCR API¹) and selecting by language types and the amount of text contained in the image. Approximately 30% of the overall image data is obtained from public datasets, with 20% sourced from the web and 50% from manual collection, respectively. Manual collection means that the images are taken in different scenarios in the countries and areas where the corresponding language is spoken, which means that the images are native and high quality. A total of 1,220 images from document scenarios and 876 images from natural scenarios are collected for the test set of the MTVQA benchmark. To ensure data content meets regulatory requirements, we subject them to a standardized data cleaning process. The image-cleaning processing pipeline involves a preliminary round of algorithm-driven review to identify and filter out unus-

¹https://cv-api.bytedance.com/api/ocr-process/v1/multi_language_v2

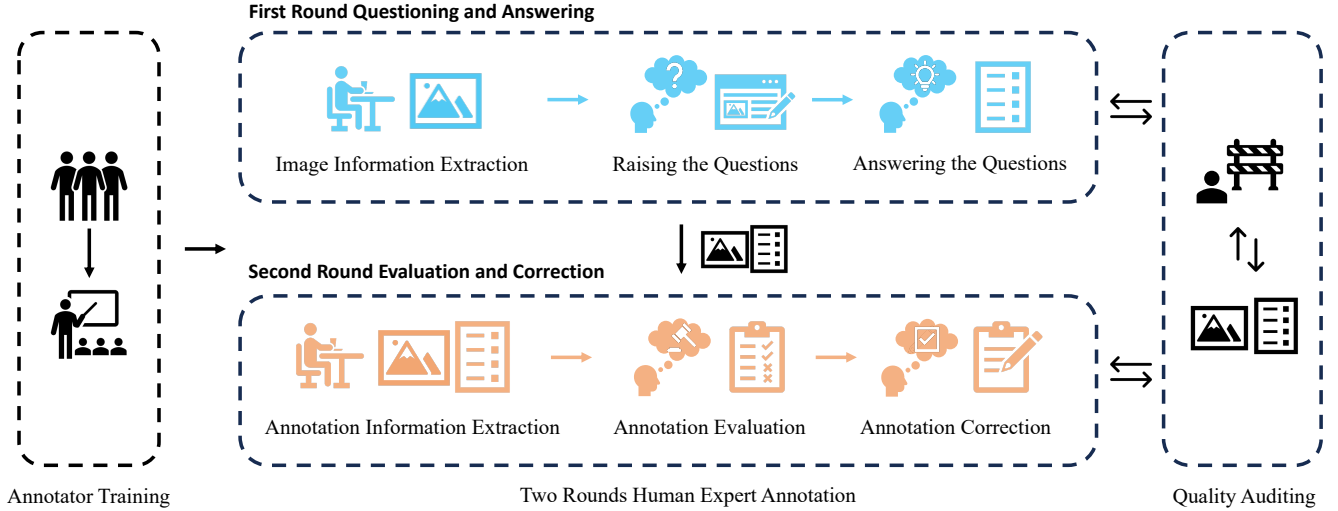


Figure 4. A brief pipeline of the annotation process.

able images. It includes detecting and removing images with politically sensitive, pornographic, violent, or other undesirable features. Subsequently, the multilingual OCR tool (Bytedance multilingual OCR API) is employed to extract the textual content from the remaining images. Images devoid of textual information are discarded, and the surviving images are categorized based on their language. Afterward, we organize all the text-rich images we have obtained into language-specific groups, preparing them for the subsequent stage of data annotation.

3.2. Human Expert Annotation

To obtain informative and accurate text-related QA pairs for images grouped by specific languages, a specialized group of annotators with expertise in the local regions of each language is recruited. The annotators must be native speakers of the corresponding language and have actively utilized it for a minimum duration of 10 years. Additionally, they must possess at least a university-level degree or higher academic qualification, guaranteeing a profound understanding and skillfulness in the linguistic subtleties and cultural contexts required for precise annotations. Given the subjective nature of understanding text within images, the annotation team is divided into two independent groups. One group is tasked with generating questions and providing answers based on the images, while the other group is responsible for evaluating and correcting the QA pairs. This division, known as the raise-then-correct paradigm, ensures a thorough and trustworthy evaluation of the text-rich image comprehension process. Moreover, the annotation results for each language underwent a 10% sampling inspection by a quality inspector to ensure adherence to standards. QA pairs that do not meet the criteria are returned for re-annotation. Prior to the formal annotation process, all annotators will

be provided with a detailed explanation of the annotation guidelines, including a dedicated question-and-answer session to clarify any ambiguities and uncertainties. A pilot annotation task will be conducted on a limited dataset to ensure a shared understanding of the annotation rules. The two-round annotation process is briefly illustrated in Fig. 4, further details of which are elaborated in the subsequent sections.

First Round Questioning and Answering. In the first round, we allocate three annotators per language to generate initial QA results. The annotators are tasked with thoroughly examining the textual and visual elements within a text-rich image in our collection. They are to examine the textual and visual elements within the image to formulate five meaningful and distinct questions and provide corresponding answers. All annotators should adhere to the following criteria: (1) the first three questions should satisfy that answering these questions requires direct reading of the textual information in the image, (2) the fourth and fifth questions require reasoning about the text in the image to answer, (3) the questions and answers must be reasonably correct and consistent with the content of the image, and (4) the answer should be as concise as possible and free of nonsense (*e.g.*, when the question is “When is the volunteer recruitment period”, the answer should be “9:00-16:00” rather than “The volunteer recruitment period is 9:00-16:00”). This requirement for brevity aims to make the evaluation process user-friendly and reliable, avoiding the influence of extraneous content on the evaluation metrics.

Second Round Evaluation and Correction. To reduce the effect of human subjective cognitive bias on our MTVQA benchmark and get high-quality question-answer pairs, we assign two annotators for each language to carry

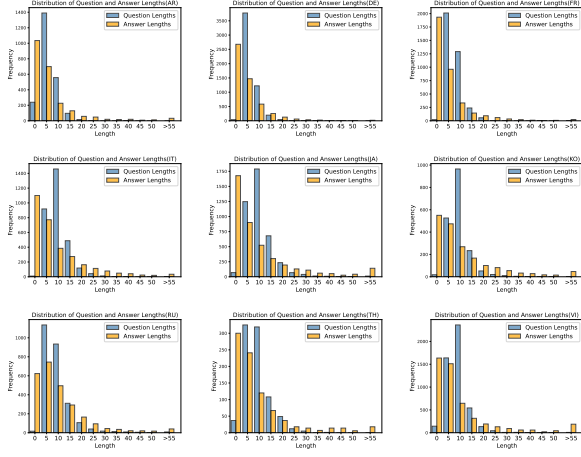


Figure 5. Statistics of question and answer lengths of different languages aggregating training and test set, using GPT-4o tokenizer.

out the annotation evaluation and correction process independently. These annotators follow a specific evaluation and correction protocol to ensure consistency and accuracy based on the first round results: (1) Assess the question’s relevance to the text in the image. Irrelevant QA pairs are discarded; (2) Verify the correctness of the answer and make necessary modifications; (3) Check for redundancy in the answer. If the answer repeats the question’s information, the repeated content is removed for conciseness. (4) Ethical Assessment. Review the image content or the question-answer pair for any unethical content, including but not limited to politics, personal privacy issues, etc. Such content is removed to uphold ethical standards in the dataset.

3.3. Data Statistics

The MTVQA benchmark consists of 8,794 images and 28,607 question-answer pairs across the nine languages, divided into a training set with 6,678 images and 21,829 question-answer pairs and a test set with 2,116 images and 6,778 question-answer pairs. Detailed data distribution is illustrated in Fig. 2. Additionally, the benchmark showcases the vocabulary richness for each language through word clouds, as depicted in Fig. 8, and the lengths of questions and answers are statistically analyzed using the GPT-4o tokenizer, as shown in Fig. 5.

4. Experiments

4.1. Baseline Models

To comprehensively assess MLLMs’ multilingual perception and comprehension capabilities, We select state-of-the-art MLLMs from three categories: open-source general MLLMs, open-source text-centric MLLMs, and closed-source MLLMs. Each category contains the following mod-



Figure 6. Word clouds showcasing top questions in various languages, tokenized via NLTK with the removal of stop words, punctuation, and digits.

els: (1) General MLLMs: Qwen2-VL [46], InternVL-V1.5 [8], InternLM-Xcomposer2-4KHD [11], Mini-Gemini-HD-34B [22], Llava-Next-34B [24], DeepSeek-VL [27], YI-VL-34B [49]; (2) Text-centric MLLMs: TextSquare [43], TextMonkey [26], mPLUG-DocOwl 1.5 [18], MiniCPM-V 2.0 [19]; (3) Closed-source MLLMs: GPT-4o [34], GPT-4V [1], Gemini Ultra [44], QwenVL Max [5], QwenVL Plus [5], Claude3 Opus [3], Claude3 Sonnet [3], and GLM-4V [2]. For the closed-source MLLMs, we use the chat version through official APIs, while for the open-source MLLMs, we utilize the instruct versions available on the HuggingFace Model Hub. The open-source MLLMs’ model size varies from 7b to 76b.

models	GPT-4V	GPT-4o	Gemini Ultra	Claude3 Opus	Qw
ANLS	29.6	36.9	31.7	35.4	38.

4.2. Implementation Details

We conduct the evaluation experiments over the baseline MLLMs with their default settings, ignoring the effect of generation configuration on the results. To make the output of MLLMs more evaluation-friendly, we design the following prompt format to limit the output length: “Answer the question using a word or phrase in the language of the question. + <Question>”, where “<Question>” represents the actual question from the MTVQA test set. This approach aims to make the answers as concise as possible. Besides, InternLM-Xcomposer2-4KHD [11] is chosen as the base model for an instruction tuning experiment on the MTVQA

Table 2. Performance of the leading closed- and open-source MLLMs on the MTVQA benchmark. The best results of each language are **bolded**. The second best results are underlined. “Xcomposer-SFT” denotes instruction tuning to Xcomposer2-4KHD with MTVQA’s training set.

	AR	DE	FR	IT	JA	KO	RU	TH	VI	Avg.
<i>Human Performance</i>										
Human	76.9	80.2	84.1	78.0	79.1	81.7	76.3	78.4	82.8	79.7
<i>Closed-Source MLLMs</i>										
GPT-4V [1]	11.5	31.5	40.4	32.3	11.5	16.7	10.3	15.0	28.9	22.0
GPT-4o [34]	<u>20.2</u>	<u>34.2</u>	<u>41.2</u>	32.7	20.0	33.9	11.5	22.5	34.2	27.8
GPT-4o mini [34]	16.9	33.0	41.2	32.1	18.5	27.4	11.5	19.9	29.1	25.5
Gemini Ultra [44]	14.7	32.3	40.0	31.8	12.3	17.2	11.8	20.3	28.6	23.2
QwenVL Max [5]	7.7	31.4	37.6	30.2	18.6	25.4	10.4	4.8	23.5	21.1
QwenVL Plus [5]	4.8	28.8	33.7	27.1	12.8	19.9	9.4	5.6	18.1	17.8
Claude3 Opus [3]	15.1	33.4	40.6	34.4	19.4	27.2	<u>13.0</u>	19.5	29.1	25.7
Claude3 Sonnet [3]	10.5	28.9	35.6	31.8	13.9	22.2	11.0	15.2	20.8	21.1
GLM-4V [2]	0.3	30.0	34.1	30.1	3.4	5.7	3.0	3.5	12.3	13.6
<i>Open-Source MLLMs</i>										
Qwen2-VL 72B [46]	20.7	36.5	44.1	42.8	21.6	37.4	15.6	17.7	41.6	30.9
InternVL2 76B [1]	9.5	31.3	35.7	35.2	11.1	14.3	11.9	10.0	26.9	22.0
InternVL-V1.5 [8]	3.4	27.1	31.4	<u>27.1</u>	9.9	9.0	4.9	8.7	12.4	14.9
Mini-Gemini-HD-34B [22]	2.2	25.0	29.2	25.5	6.1	8.6	4.1	4.3	11.8	13.0
Llava-Next-34B [24]	3.3	24.0	28.0	22.3	3.6	6.1	2.6	0.4	9.8	11.1
DeepSeek-VL [27]	0.6	14.2	15.3	15.2	2.9	3.8	1.6	0.9	5.2	6.6
YI-VL-34B [49]	1.7	13.5	15.7	12.1	4.8	5.2	0.8	3.5	4.1	6.8
MiniCPM-V 2.0 [19]	1.3	12.7	14.9	17.0	3.7	5.6	2.2	2.2	6.8	7.4
MiniCPM-V 2.5 [19]	6.1	29.6	35.7	26.0	12.1	13.1	5.3	12.6	15.3	17.3
TextSquare [43]	3.7	27.0	30.8	26.7	3.2	7.2	<u>6.7</u>	5.2	12.4	13.6
TextMonkey [26]	2.0	18.1	19.9	22.1	4.6	7.2	3.2	0.9	11.1	9.9
mPLUG-DocOwl 1.5 [18]	1.0	13.9	14.9	18.2	2.9	5.0	2.0	0.9	6.4	7.2
Xcomposer2-4KHD [11]	2.0	20.6	23.2	21.6	5.6	7.7	4.1	6.1	10.1	11.2
Xcomposer-SFT	11.8	31.7	37.4	29.3	14.5	12.9	5.8	13.9	20.2	19.7

training set. The instruction tuning process adheres to the default training settings specified by the source, with “HD-16” and completes one epoch of training on 8 NVIDIA-A100 GPUs within 2 hours.

4.3. Evaluation Results

Evaluation metric. To accurately assess whether the visual text that occurs in the answer is correct, we adopt Accuracy as the metric. The Accuracy metric measures the percentage of questions for which the predicted answer matches with any of the target answers for the question. We also compare the models and human performance using the ANLS and Accuracy metrics. The models perform a little higher (5% - 10%) when using ANLS, but the rankings are mostly unchanged. Since the ANLS metrics do not accurately reflect whether the correct textual content in the image is being presented, we chose the Accuracy metric.

Human performance. To establish a benchmark for human performance on MTVQA, 10 well-educated native speakers are randomly selected for each language. As

shown in Table 2, the average human performance on MTVQA is around 80%.

Zero-shot evaluation. We perform a zero-shot evaluation of various types of MLLMs on the MTVQA benchmark with a consistent prompt. The evaluation results are shown in Table 2, where Qwen2-VL 72B [46] achieves the highest average accuracy of 30.9% and GPT-4o [34] achieves the second highest average accuracy of 27.8% across the 9 languages. This result suggests that while MLLMs have some capability in comprehending multilingual text, the performance is still not robust and far behind human performance, indicating that multilingual text-centric visual question answering (VQA) tasks remain a significant challenge, even for state-of-the-art closed-source MLLMs. Through a comprehensive case study, we find that the bad cases center on the misrecognition of text and misunderstanding of visual text and other elements. The evaluation also reveals that both open-source and closed-source models performed better on Indo-European languages that use the Latin alphabet, such as German (DE), French (FR),

Table 3. Few-shot performance of GPT-4V on the MTVQA benchmark. In-context examples are randomly selected from the training set of MTVQA in the respective languages. “n-shot” represents the number of the selected in-context examples.

	AR	DE	FR	IT	JA	KO	RU	TH	VI	Avg.
zero-shot	11.5	31.5	40.4	32.3	11.5	16.7	10.3	15.0	28.9	22.0
two-shot	11.6	35.3	42.2	33.1	13.2	17.0	11.4	19.0	31.0	23.7
five-shot	13.5	34.8	43.0	35.7	13.4	18.8	11.6	19.2	33.0	24.8
eight-shot	15.5	34.8	42.1	35.6	13.4	17.5	12.1	18.2	32.8	24.7

Table 4. Comparison on applying OCR to GPT-4 and GPT-4V

	AR	DE	FR	IT	JA	KO	RU	TH	VI	Avg.
OCR+GPT-4	18.9	21.2	29.8	27.3	15.8	24	10.6	19	28.2	21.6
OCR+GPT-4V	22.3	35.1	42.6	36.7	19.2	32.1	12.1	20.9	34.1	28.3
GPT-4V	11.5	31.5	40.4	32.3	11.5	16.7	10.3	15	28.9	22.0

and Italian (IT). This is likely due to the more extensive training data available for English and their visual and linguistic similarities. In addition, most closed-source models outperform the open-source models except for Qwen2-VL across the nine languages, potentially benefiting from pre-training on diverse, multilingual data. Interestingly, the text-centric MLLMs, like TextSquare [43], TextMonkey [26] and mPLUG-DocOwl 1.5 [18], do not show a significant performance advantage over other open-source models for the languages tested, suggesting a focus on high-resource languages (mainly English and Chinese) and a lack of attention to other languages.

Instruction tuning. As shown in Table 2, the instruction tuning experiment on MTVQA benchmark brings a 8.5% improvement. Concerning specific languages, French sees the largest improvement of 14.2% in accuracy, while Russian has the smallest improvement of 1.7%. The results demonstrate that MLLMs vary in their ability to understand and learn from text-centric data in different languages, leaving great potential for future research of multilingual text-centric MLLMs pre-training.

Few-shot evaluation of GPT-4V. Here, we compare the performance of GPT-4V on MTVQA under the few-shot settings. Specifically, we perform zero-shot, two-shot, five-shot, and eight-shot evaluations. We randomly select in-context examples from the train set in the respective languages and evaluate GPT-4V on the remaining instances. As shown in Tab. 3, compared to the zero-shot setting, GPT-4V’s performance has improved considerably under few-shot, highlighting its exceptional in-context learning ability in multilingual text comprehension contexts. Moreover, comparisons based on varying numbers of in-context samples reveal that augmenting the in-context samples can aid in further enhancement; however, after reaching a certain volume, the improvement becomes saturated.

Experiments on Text-Based LLMs and MLLMs with OCR results. To compare text-based LLMs and MLLMs

performance on the MTVQA bench with OCR results, we adopt the Bytedance multilingual OCR API tool to extract multilingual text from images. For text-based LLMs, we choose GPT-4, and for MLLMs, we choose GPT-4V. As shown in Table 4, GPT-4V and OCR+GPT-4 have similar performance, but both are much lower than OCR+GPT-4V. We analyze the cases in detail and find differences in the challenges encountered by OCR+GPT-4 and GPT-4V. Since the performance of Latin languages is weaker than that of GPT4V(strong Latin text perception and comprehension abilities), OCR+GPT4 issues lie more in the lack of perception of visual elements and position. Many questions are dependent on visual elements and positional relationships in the image, resulting in that cannot be answered. GPT-4V issues lie more in the weakness of perception and comprehension of visual text, especially non-Latin text (AR/JA/KO/TH in Table 4), but GPT-4V can capture visual elements and positional relationships in images. More importantly, all three settings perform poorly and the comprehension of multilingual visual text remains a challenging case.

5. Limitation

The current version of the MTVQA dataset, while dialectically diverse, exhibits limitations in its language coverage. Despite encompassing a range of languages, it falls short of inclusivity, omitting numerous lesser-spoken languages. This prompts our future continual endeavor to ensure comprehensive representation across the linguistic spectrum.

6. Conclusion

To attack the visual-textual misalignment issue in multilingual TEC-VQA, we introduce MTVQA, a new benchmark featuring high-quality human expert annotations in 9 diverse languages. We believe that MTVQA is the first benchmark to provide fully manual annotations tailored

to text-centric scenarios. The results obtained from closed-source, general-purpose, and text-centric MLLMs on our MTVQA dataset indicate that there is still room for improving their performance in multilingual text-centric scenarios. Although the MTVQA dataset has limitations, such as the underrepresentation of several lesser-spoken languages and single canonical answers, future updates will address these issues by expanding the multilingual scope and including a range of plausible answers. We are confident that this dataset can inspire researchers within the TEC-VQA community with new perspectives and ideas.

References

- [1] OpenAI: Josh Achiam, Steven Adler, Sandhini Agarwal, Lama Ahmad, Ilge Akkaya, Florencia Leoni Aleman, Diogo Almeida, Janko Altenschmidt, Sam Altman, Shyamal Anadkat, Red Avila, Igor Babuschkin, Suchir Balaji, Valerie Balcom, Paul Baltescu, Haiming Bao, Mo Bavarian, Jeff Belgum, Irwan Bello, Jake Berdine, Gabriel Bernadett-Shapiro, Christopher Berner, Lenny Bogdonoff, Oleg Boiko, Madeleine Boyd, Anna-Luisa Brakman, Greg Brockman, Tim Brooks, Miles Brundage, Kevin Button, Trevor Cai, Rosie Campbell, Andrew Cann, Brittany Carey, Chelsea Carlson, Rory Carmichael, Brooke Chan, Che Chang, Fotis Chantzis, Derek Chen, Sully Chen, Ruby Chen, Jason Chen, Mark Chen, Ben Chess, Chester Cho, Casey Chu, HyungWoon Chung, Dave Cummings, and Jeremiah Currier. Gpt-4 technical report. *arXiv preprint arXiv:2303.08774*, 2023. 1, 3, 6, 7
- [2] ZhiPu AI. Glm-4v main page. <https://open.bigmodel.cn/dev/howuse/glm4v>, 2024. 6, 7
- [3] AI Anthropic. The claude 3 model family: Opus, sonnet, haiku. *Claude-3 Model Card*, 2024. 1, 3, 6, 7
- [4] Stanislaw Antol, Aishwarya Agrawal, Jiasen Lu, Margaret Mitchell, Dhruv Batra, C Lawrence Zitnick, and Devi Parikh. Vqa: Visual question answering. In *Proceedings of the IEEE international conference on computer vision*, pages 2425–2433, 2015. 1, 3
- [5] Jinze Bai, Shuai Bai, Yunfei Chu, Zeyu Cui, Kai Dang, Xiaodong Deng, Yang Fan, Wenbin Ge, Yu Han, Fei Huang, et al. Qwen technical report. *arXiv preprint arXiv:2309.16609*, 2023. 1, 3, 6, 7
- [6] Ali Furkan Biten, Ruben Tito, Andres Mafla, Lluís Gomez, Marçal Rusinol, Ernest Valveny, CV Jawahar, and Dimosthenis Karatzas. Scene text visual question answering. In *Proceedings of the IEEE/CVF international conference on computer vision*, pages 4291–4301, 2019. 1, 3, 4
- [7] Soravit Changpinyo, Linting Xue, Michal Yarom, Ashish Thapliyal, Idan Szepes, Julien Amelot, Xi Chen, and Radu Soricut. MaXM: Towards multilingual visual question answering. In *Findings of the Association for Computational Linguistics: EMNLP 2023*, pages 2667–2682, Singapore, 2023. Association for Computational Linguistics. 1, 3, 4
- [8] Zhe Chen, Jiannan Wu, Wenhai Wang, Weijie Su, Guo Chen, Sen Xing, Zhong Muyan, Qinglong Zhang, Xizhou Zhu, Lewei Lu, et al. Internvl: Scaling up vision foundation models and aligning for generic visual-linguistic tasks. *arXiv preprint arXiv:2312.14238*, 2023. 6, 7
- [9] Zhe Chen, Weiyun Wang, Hao Tian, Shenglong Ye, Zhangwei Gao, Erfei Cui, Wenwen Tong, Kongzhi Hu, Jiapeng Luo, Zheng Ma, et al. How far are we to gpt-4v? closing the gap to commercial multimodal models with open-source suites. *arXiv preprint arXiv:2404.16821*, 2024. 1, 3
- [10] Common Crawl. Common crawl main page. <https://commoncrawl.org/>, 2024. 4
- [11] Xiaoyi Dong, Pan Zhang, Yuhang Zang, Yuhang Cao, Bin Wang, Linke Ouyang, Songyang Zhang, Haodong Duan, Wenwei Zhang, Yining Li, et al. Internlm-xcomposer2-4khd: A pioneering large vision-language model handling resolutions from 336 pixels to 4k hd. *arXiv preprint arXiv:2404.06512*, 2024. 1, 3, 6, 7
- [12] Hao Feng, Qi Liu, Hao Liu, Wengang Zhou, Houqiang Li, and Can Huang. Docpedia: Unleashing the power of large multimodal model in the frequency domain for versatile document understanding. *arXiv preprint arXiv:2311.11810*, 2023. 1, 3
- [13] Hao Feng, Zijian Wang, Jingqun Tang, Jinghui Lu, Wengang Zhou, Houqiang Li, and Can Huang. Unidoc: A universal large multimodal model for simultaneous text detection, recognition, spotting and understanding. *arXiv preprint arXiv:2308.11592*, 2023. 1, 3
- [14] Zhe Gan, Yen-Chun Chen, Linjie Li, Chen Zhu, Yu Cheng, and Jingjing Liu. Large-scale adversarial training for vision-and-language representation learning. *Advances in Neural Information Processing Systems*, 33:6616–6628, 2020. 1, 3
- [15] Haoyuan Gao, Junhua Mao, Jie Zhou, Zhiheng Huang, Lei Wang, and Wei Xu. Are you talking to a machine? dataset and methods for multilingual image question. *Advances in neural information processing systems*, 28, 2015. 1, 3, 4
- [16] Liangcai Gao, Yilun Huang, Herve Dejean, Jean-Luc Meunier, Qinqin Yan, Yu Fang, Florian Kleber, and Eva Lang. Icdar 2019 competition on table detection and recognition (ctdar). In *International Conference on Document Analysis and Recognition*, 2019. 4
- [17] Deepak Gupta, Pabitra Lenka, Asif Ekbal, and Pushpak Bhattacharyya. A unified framework for multilingual and code-mixed visual question answering. In *Proceedings of the 1st Conference of the Asia-Pacific Chapter of the Association for Computational Linguistics and the 10th International Joint Conference on Natural Language Processing*, pages 900–913, 2020. 3
- [18] Anwen Hu, Haiyang Xu, Jiabo Ye, Ming Yan, Liang Zhang, Bo Zhang, Chen Li, Ji Zhang, Qin Jin, Fei Huang, et al. mPLUG-DocOwl 1.5: Unified structure learning for ocr-free document understanding. *arXiv preprint arXiv:2403.12895*, 2024. 1, 3, 6, 7, 8
- [19] Jinyi Hu, Yuan Yao, Chongyi Wang, Shan Wang, Yinxu Pan, Qianyu Chen, Tianyu Yu, Hanghao Wu, Yue Zhao, Haoye Zhang, Xu Han, Yankai Lin, Jiao Xue, Dahai Li, Zhiyuan Liu, and Maosong Sun. Large multilingual models pivot zero-shot multimodal learning across languages. *arXiv preprint arXiv:2308.12038*, 2023. 6, 7

- [20] Ranjay Krishna, Yuke Zhu, Oliver Groth, Justin Johnson, Kenji Hata, Joshua Kravitz, Stephanie Chen, Yannis Kalantidis, Li-Jia Li, David A Shamma, et al. Visual genome: Connecting language and vision using crowdsourced dense image annotations. *International journal of computer vision*, 123:32–73, 2017. 1, 3
- [21] Lin Li, Haohan Zhang, and Zeqin Fang. An empirical study of multilingual scene-text visual question answering. In *Proceedings of the 2nd Workshop on User-centric Narrative Summarization of Long Videos*, pages 3–8, 2023. 3
- [22] Yanwei Li, Yuechen Zhang, Chengyao Wang, Zhisheng Zhong, Yixin Chen, Ruihang Chu, Shaoteng Liu, and Jiaya Jia. Mini-gemini: Mining the potential of multi-modality vision language models. *arXiv preprint arXiv:2403.18814*, 2024. 1, 3, 6, 7
- [23] Fangyu Liu, Emanuele Bugliarello, Edoardo Maria Ponti, Siva Reddy, Nigel Collier, and Desmond Elliott. Visually grounded reasoning across languages and cultures. In *Proceedings of the 2021 Conference on Empirical Methods in Natural Language Processing*, pages 10467–10485, Online and Punta Cana, Dominican Republic, 2021. Association for Computational Linguistics. 1, 3
- [24] Haotian Liu, Chunyuan Li, Yuheng Li, Bo Li, Yuanhan Zhang, Sheng Shen, and Yong Jae Lee. Llava-next: Improved reasoning, ocr, and world knowledge, 2024. 1, 3, 6, 7
- [25] Haotian Liu, Chunyuan Li, Qingyang Wu, and Yong Jae Lee. Visual instruction tuning. *Advances in neural information processing systems*, 36, 2024. 1, 3
- [26] Yuliang Liu, Biao Yang, Qiang Liu, Zhang Li, Zhiyin Ma, Shuo Zhang, and Xiang Bai. Textmonkey: An ocr-free large multimodal model for understanding document. *arXiv preprint arXiv:2403.04473*, 2024. 1, 3, 6, 7, 8
- [27] Haoyu Lu, Wen Liu, Bo Zhang, Bingxuan Wang, Kai Dong, Bo Liu, Jingxiang Sun, Tongzheng Ren, Zhuoshu Li, Yaofeng Sun, et al. Deepseek-vl: towards real-world vision-language understanding. *arXiv preprint arXiv:2403.05525*, 2024. 1, 3, 6, 7
- [28] Kenneth Marino, Mohammad Rastegari, Ali Farhadi, and Roozbeh Mottaghi. Ok-vqa: A visual question answering benchmark requiring external knowledge. In *Proceedings of the IEEE/cvf conference on computer vision and pattern recognition*, pages 3195–3204, 2019. 1, 3
- [29] Ahmed Masry, Xuan Long Do, Jia Qing Tan, Shafiq Joty, and Enamul Hoque. ChartQA: A benchmark for question answering about charts with visual and logical reasoning. In *Findings of the Association for Computational Linguistics: ACL 2022*, pages 2263–2279, Dublin, Ireland, 2022. Association for Computational Linguistics.
- [30] Minesh Mathew, Dimosthenis Karatzas, and CV Jawahar. Docvqa: A dataset for vqa on document images. In *Proceedings of the IEEE/CVF winter conference on applications of computer vision*, pages 2200–2209, 2021. 1, 3, 4
- [31] Minesh Mathew, Viraj Bagal, Rubèn Tito, Dimosthenis Karatzas, Ernest Valveny, and CV Jawahar. Infographicvqa. In *Proceedings of the IEEE/CVF Winter Conference on Applications of Computer Vision*, pages 1697–1706, 2022. 1, 3, 4
- [32] Anand Mishra, Shashank Shekhar, Ajeet Kumar Singh, and Anirban Chakraborty. Ocr-vqa: Visual question answering by reading text in images. In *2019 international conference on document analysis and recognition (ICDAR)*, pages 947–952. IEEE, 2019. 1, 3
- [33] Ngan Luu-Thuy Nguyen, Nghia Hieu Nguyen, Duong TD Vo, Khanh Quoc Tran, and Kiet Van Nguyen. Vls2022-evjvqa challenge: Multilingual visual question answering. *arXiv preprint arXiv:2302.11752*, 2023. 1, 3
- [34] OpenAI. Gpt-4o main page. <https://openai.com/index/hello-gpt-4o>, 2024. 1, 6, 7
- [35] Jonas Pfeiffer, Gregor Geigle, Aishwarya Kamath, Jan-Martin Steitz, Stefan Roth, Ivan Vulić, and Iryna Gurevych. xGQA: Cross-lingual visual question answering. In *Findings of the Association for Computational Linguistics: ACL 2022*, pages 2497–2511, Dublin, Ireland, 2022. Association for Computational Linguistics. 1, 3
- [36] Huy Quang Pham, Thang Kien-Bao Nguyen, Quan Van Nguyen, Dan Quang Tran, Nghia Hieu Nguyen, Kiet Van Nguyen, and Ngan Luu-Thuy Nguyen. Viocervqa: Novel benchmark dataset and vision reader for visual question answering by understanding vietnamese text in images. *arXiv preprint arXiv:2404.18397*, 2024. 1, 3
- [37] Le Qi, Shangwen Lv, Hongyu Li, Jing Liu, Yu Zhang, Qiaoqiao She, Hua Wu, Haifeng Wang, and Ting Liu. DuReader_{vis}: A Chinese dataset for open-domain document visual question answering. In *Findings of the Association for Computational Linguistics: ACL 2022*, pages 1338–1351, Dublin, Ireland, 2022. Association for Computational Linguistics. 1, 3
- [38] Humair Raj Khan, Deepak Gupta, and Asif Ekbal. Towards developing a multilingual and code-mixed visual question answering system by knowledge distillation. In *Findings of the Association for Computational Linguistics: EMNLP 2021*, pages 1753–1767, Punta Cana, Dominican Republic, 2021. Association for Computational Linguistics. 1, 3
- [39] Machel Reid, Nikolay Savinov, Denis Teplyashin, Dmitry Lepikhin, Timothy Lillicrap, Jean-baptiste Alayrac, Radu Soricut, Angeliki Lazaridou, Orhan Firat, Julian Schrittwieser, et al. Gemini 1.5: Unlocking multimodal understanding across millions of tokens of context. *arXiv preprint arXiv:2403.05530*, 2024. 1, 3
- [40] Sasha Sheng, Amanpreet Singh, Vedanuj Goswami, Jose Magana, Tristan Thrush, Wojciech Galuba, Devi Parikh, and Douwe Kiela. Human-adversarial visual question answering. *Advances in Neural Information Processing Systems*, 34:20346–20359, 2021. 1, 3
- [41] Nobuyuki Shimizu, Na Rong, and Takashi Miyazaki. Visual question answering dataset for bilingual image understanding: A study of cross-lingual transfer using attention maps. In *Proceedings of the 27th International Conference on Computational Linguistics*, pages 1918–1928, 2018. 1, 3
- [42] Amanpreet Singh, Vivek Natarajan, Meet Shah, Yu Jiang, Xinlei Chen, Dhruv Batra, Devi Parikh, and Marcus Rohrbach. Towards vqa models that can read. In *Proceedings of the IEEE/CVF conference on computer vision and pattern recognition*, pages 8317–8326, 2019. 1, 3, 4

- [43] Jingqun Tang, Chunhui Lin, Zhen Zhao, Shu Wei, Binghong Wu, Qi Liu, Hao Feng, Yang Li, Siqi Wang, Lei Liao, et al. Textsquare: Scaling up text-centric visual instruction tuning. *arXiv preprint arXiv:2404.12803*, 2024. [1](#), [3](#), [6](#), [7](#), [8](#)
- [44] Gemini Team, Rohan Anil, Sebastian Borgeaud, Yonghui Wu, Jean-Baptiste Alayrac, Jiahui Yu, Radu Soricut, Johan Schalkwyk, Andrew M Dai, Anja Hauth, et al. Gemini: a family of highly capable multimodal models. *arXiv preprint arXiv:2312.11805*, 2023. [1](#), [3](#), [6](#), [7](#)
- [45] Emanuele Vivoli, Ali Furkan Biten, Andres Mafra, Dimosthenis Karatzas, and Lluís Gomez. Must-vqa: multilingual scene-text vqa. In *European Conference on Computer Vision*, pages 345–358. Springer, 2022. [3](#)
- [46] Peng Wang, Shuai Bai, Sinan Tan, Shijie Wang, Zhihao Fan, Jinze Bai, Keqin Chen, Xuejing Liu, Jialin Wang, Wenbin Ge, Yang Fan, Kai Dang, Mengfei Du, Xuancheng Ren, Rui Men, Dayiheng Liu, Chang Zhou, Jingren Zhou, and Junyang Lin. Qwen2-vl: Enhancing vision-language model’s perception of the world at any resolution, 2024. [3](#), [6](#), [7](#)
- [47] Zhengyuan Yang, Linjie Li, Kevin Lin, Jianfeng Wang, Chung-Ching Lin, Zicheng Liu, and Lijuan Wang. The dawn of lmms: Preliminary explorations with gpt-4v(ision). *arXiv preprint arXiv:2309.17421*, 2023. [1](#), [3](#)
- [48] Jiabo Ye, Anwen Hu, Haiyang Xu, Qinghao Ye, Ming Yan, Yuhao Dan, Chenlin Zhao, Guohai Xu, Chenliang Li, Junfeng Tian, et al. mPLUG-DocOwl: Modularized multimodal large language model for document understanding. *arXiv:2307.02499*, 2023. [3](#)
- [49] Alex Young, Bei Chen, Chao Li, Chengen Huang, Ge Zhang, Guanwei Zhang, Heng Li, Jiangcheng Zhu, Jianqun Chen, Jing Chang, et al. Yi: Open foundation models by 01. ai. *arXiv preprint arXiv:2403.04652*, 2024. [1](#), [3](#), [6](#), [7](#)
- [50] Yanzhe Zhang, Ruiyi Zhang, Jiuxiang Gu, Yufan Zhou, Nedim Lipka, Diyi Yang, and Tong Sun. Llavav: Enhanced visual instruction tuning for text-rich image understanding. *arXiv preprint arXiv:2306.17107*, 2023. [3](#)
- [51] Zhen Zhao, Jingqun Tang, Binghong Wu, Chunhui Lin, Shu Wei, Hao Liu, Xin Tan, Zhizhong Zhang, Can Huang, and Yuan Xie. Harmonizing visual text comprehension and generation, 2024. [3](#)
- [52] Yuke Zhu, Oliver Groth, Michael Bernstein, and Li Fei-Fei. Visual7w: Grounded question answering in images. In *Proceedings of the IEEE conference on computer vision and pattern recognition*, pages 4995–5004, 2016. [1](#), [3](#)

7. More Experiments

7.1. MLLM Performance using the ANLS metric.

Table 5 shows the performance changes when the ANLS metric is used. It can be noticed that there is a significant improvement compared to when using accuracy, but the rankings are almost unchanged. Considering that ANLS cannot accurately reflect the accuracy of recognizing multilingual text, we choose to use accuracy as the main evaluation metric.

Table 5. Performance of the leading closed- and open-source MLLMs on the MTVQA benchmark using the ANLS metric.

Models	GPT-4V	GPT-4o	Gemini Ultra	Claude3 Opus	Qwen2-VL 92B	InternVL2 76B
ANLS	29.6	36.9	31.7	35.4	38.7	29.1

7.2. MLLM Performance Changes When the Question is Asked in English.

We translate the questions into English using GPT-4 and then perform a test on GPT4V. The result is shown in Table 6. The GPT4V performance is robust when the question is asked in English and the original languages.

Table 6. GPT4V performance changes when the question is asked in English

	AR	DE	FR	IT	JA	KO	RU	TH	VI	Average
English Questions	11.9	31.8	39.0	32.1	12.0	15.8	10.1	18.1	28.5	22.1
Original Questions	11.5	31.5	40.4	32.3	11.5	16.7	10.3	15.0	28.9	22.0

8. More Visualizations

Table 7. Mean lengths of question-answer pairs in different languages of the training set and test set, using GPT-4o tokenizer.

	AR	DE	FR	IT	JA	KO	RU	TH	VI
<i>Training Set</i>									
Question	8.29	8.72	9.73	12.05	12.43	11.74	11.56	11.35	11.21
Answer	9.66	6.96	7.34	11.24	12.70	13.56	12.00	11.26	13.31
<i>Test Set</i>									
Question	8.08	8.29	9.76	11.93	12.48	12.2	11.65	10.98	10.99
Answer	7.95	6.67	6.61	11.04	12.55	13.61	14.42	12.08	13.00


Nicole Geipel
Personal- und Direktionsassistentin
bei Starwood Hotels & Resorts in München



ist glücklicher Single und gerade in der heißen Phase ihres Bachelor Studiums im Bereich Human Resources



Unité 8
Mes amis. Ma famille. Moi.



Q: "Wer ist Nicole Geipel?"
A: "Eine glückliche Single und studiert Human Resources."

(Q: "Who is Nicole Geipel?"
A: "A happy single who is studying Human Resources.")

(a) German (DE) example

Q: "Qual è il prezzo della lavatrice pubblicizzata?"
A: "299 euro"

(Q: "What is the price of the advertised washing machine?"
A: "299 euros")

(b) Italian (IT) example

Q: "Qui est responsable ?"
A: "Être homme, c'est être responsable."

(Q: "Who is responsible?"
A: "To be human is to be responsible.")

(c) French (FR) example



Q: "この写真の商品は何ですか?"
A: "黒はんぺん"

(Q: "What is the product in this picture?"
A: "Black hanpen")

(d) Japanese (JA) example



Q: "238-1에 쓰여있는 내용은?"
A: "교수연구실 손영아"

(Q: "What is written on 238-1?"
A: "Professor's office, Son Young-ah.")

(e) Korean (KO) example

Figure 7. Multilingual VQA examples selected from five languages. The corresponding English translations are in brackets.

