

Building a Verifiable Logical Clock for P2P Networks

Guangda Sun

National University of Singapore
sung@comp.nus.edu.sg

Tianyang Tao

National University of Singapore
tianyangtao@u.nus.edu

Yanpei Guo

National University of Singapore
guo_yanpei@u.nus.edu

Michael Yiqing Hu

National University of Singapore
hmichael@nus.edu.sg

Jialin Li

National University of Singapore
lijl@comp.nus.edu.sg

Abstract

Logical clocks are a fundamental tool to establish causal ordering of events in a distributed system. They have been applied in weakly consistent storage systems, causally ordered broadcast, distributed snapshots, deadlock detection, and distributed system debugging. However, prior logical clock constructs fail to work in an open network with Byzantine participants. In this work, we present CHRONO, a novel logical clock system that targets such challenging environment. We first redefine causality properties among distributed processes under the Byzantine failure model. To enforce these properties, CHRONO defines a new *validator* abstraction for building fault-tolerant logical clocks. Furthermore, our validator abstraction is customizable: CHRONO includes multiple backend implementations for the abstraction, each with different security-performance trade-offs. We have applied CHRONO to build two decentralized applications, a mutual exclusive service and a weakly consistent key-value store. CHRONO adds only marginal overhead compared to systems that tolerate no Byzantine faults. It also out-performs state-of-the-art BFT total order protocols by significant margins.

1 Introduction

The ordering of events is a fundamental concept in distributed systems. In state machine replication systems [23, 40, 41, 46], the set of replicas needs to agree on the order of operations in the log; shards in a distributed database [1, 13, 54] are tasked to execute distributed transactions in a consistent partial order; for mutual exclusion of shared resources, participants in a distributed system have to agree on the order of acquiring locks [5, 19, 62]; in a distributed storage system [10, 15, 17, 26, 59], servers apply a consistent order of mutations to storage objects.

It is well-known that perfectly synchronized clocks do not exist in realistic distributed systems, due to clock drift and relativity. Ordering events using physical clock timestamps is therefore not reliable and can lead to anomalies. Logical clocks [22, 29], on the other hand, offer a solution to order events in a distributed system without relying on physical

time. Logical clocks order events based on *causal relationship* instead of real-time information. Concretely, if event e_1 potentially causes event e_2 to happen, a logical clock ensures the clock value of e_1 is smaller than the clock value of e_2 . Logical clocks have been applied to a wide range of distributed applications, including mutual exclusion [22], consistent distributed snapshot [9], eventual consistency [15], and causally consistent data stores [27, 53, 61].

Many forms of logical clocks have been proposed in the literature [22, 28, 29, 44, 55]. Existing logical clock constructs, however, fall short in an open, decentralized network [6, 38]. In these networks, any participant can join or leave the system at any time. Such dynamic environment presents deep scalability challenges for vector-based logical clocks [28, 29, 55]. More critically, prior systems assume all participants in the system faithfully follow the protocol to update and propagate their clocks. In a decentralized network, Byzantine [24] behaviors, where a participant can deviate arbitrarily from the specified protocol, can make the clocks violate the causality properties, potentially corrupting application state or leading to undefined behavior. Unfortunately, existing logical clock constructs are not Byzantine-fault tolerant. Without reliable logical clocks, systems and applications are forced to use expensive BFT SMR protocols [7, 30, 38, 60] which enforces total order of requests, even though their application semantics may only require partial ordering guarantees.

In this work, we propose CHRONO, a novel logical clock system that offers secure reasoning of causality for distributed applications in a P2P network. At the core of CHRONO is a *verifiable logical clock* (VLC) construct. VLC provides similar “happened-before” partial order relation for events in a P2P network. It uses a map structure to record clock values for each process, ensuring the size of each VLC is only proportional to the causal history and not to the system size. A novel property of VLC is its *verifiability*. Each VLC is accompanied by a *proof* that is verifiable by any third party. By validating the proof, any process in the system can be convinced that the attached VLC is correctly generated by a *sequence* of clock operations. Moreover, the proof verifies that each clock input to the sequence of operations is also correct. This *recursive verifiability* is very powerful: It gives

VLC the same causality correctness properties as previous logical clocks, even in the presence of Byzantine processes. To improve usability of VLC, we further strengthen verifiability of each VLC to tolerate adversaries who intentionally create concurrent clocks, or generate erroneous clocks which deviates from application semantics.

We design CHRONO as a concrete instance of VLC. CHRONO is a user-space library loaded into each distributed application. To handle the complexity and diverse requirement of VLC verifiability, we define a *validator* abstraction. The abstraction is divided into a *frontend* and a *backend*. The frontend defines the *semantics* of each validator. For CHRONO, we develop three such validator frontends: An *update validator* which verifies that the clock update operation obeys the VLC rules; a *monotonicity validator* to detect processes violating local ordering rules; an *application validator* that checks if the clock update follows application-specific semantics. The backend, on the other hand, defines *execution* of validators, *i.e.*, how proofs are generated and validated. We designed and implemented three such validator backends. The *quorum backend* relays the clock operation to a group of validator nodes. Each validator checks the operation and signs a validation certificate. The threshold signature from a group of validators serve as the proof. The *TEE backend* uses a validator with trusted execution environment (TEE) to verify the operation. The backend uses attestation from the TEE as the proof. Lastly, the *IVC backend* uses a cryptographic construct called incrementally verifiable computation (IVC) to generate succinct recursive proofs without relaying on external validator nodes.

We leverage CHRONO to build two distributed applications which tolerate Byzantine behaviors. The first use case develops a mutual exclusion protocol. The protocol enforces the same set of guarantees as the original protocol [22] in a fail-stop model, including ordered resource acquisition. The second use case is a casually consistent key-value store, following the storage semantics of COPS [27]. The data store ensures client reads to obey causal consistency while allowing writes to be done without expensive global coordination.

We evaluate CHRONO and the use cases. The end to end evaluations on the use cases show CHRONO secures verifiable causality with reasonable and sometimes even marginal overhead. In the mutex evaluation, CHRONO adds less than 1%/38% latency to the unsafe baseline to handle one request, while a total order based approach would incur 4.3x latency to the baseline. When all processes concurrently requesting, CHRONO is able to finalize all requests in 4.3s/18.8s with 60 processes. In the data store evaluation, CHRONO is able to maintain over 200Kops/second throughput with 100ms latency, while a total order replicated store can only reach 70Kops/second while latency already goes up to 1s. In the micro-benchmarks, we study the various backends with fixed

or varying computational resources. Each of the backends is able to maintain steady proving time with up to 1000 clock size. While circuit backend takes more than 1s to prove, the other backends are able to prove with millisecond scale latency. The backends also scales well regarding clock size, the number of CPUs, the number of merged clocks and the number of faulty quorum members.

2 Background and Related Work

2.1 Causal Event Ordering

Determining the order of events is a fundamental and important problem in distribute systems. It is well-known that physical clocks are an unreliable source of event ordering due to relativity and clock skews. The seminal work by Lamport [22] addresses the issue by introducing a *happened-before* relationship that defines the possible causality between events in a distributed system. Specifically, let $<$ be a binary relation between pairs of events in an execution of a distributed system. $e_1 < e_2$ if event e_1 may influence event e_2 , or equivalently, e_2 is causally dependent on e_1 . $<$ is a strict partial order, *i.e.*, it is irreflexive, asymmetric, and transitive. Being a partial order, not all pairs of events are causally dependent. If neither $e_1 < e_2$ nor $e_2 < e_1$, e_1 and e_2 are defined to be logically concurrent (represented as $e_1 \parallel e_2$). Without perfectly synchronized physical clocks, it is impossible to determine which of e_1 or e_2 happens first if $e_1 \parallel e_2$.

Events in an execution are categorized into three general types. Local events, e^{local} , are any event happened on a process that does not involve messages; e^{send} is a message send event from a source process, and for each e^{send} , there is a corresponding message receive event, e^{recv} , on the destination process if the message is successfully delivered. Note that the model assumes all local events on a process happen *sequentially*.

The happened-before relation $<$ on the set of events in an execution obeys the following rules:

- $e_1^{local} < e_2^{local}$ if both events happen on the same process and e_1^{local} happens before e_2^{local} in the local sequential event order.
- $e^{send} < e^{recv}$ if e^{send} and e^{recv} are the corresponding message send and receive pair.

2.2 Logical Clocks

Logical clocks are a common approach to determine the happened-before relation defined in §2.1. One instance of logical clocks is the Lamport clock [22]. Using Lamport clock, each process n_i in the system maintains a local clock c_i , represented as a natural number. Upon a local event e_i^{local} , n_i increments its local clock by one. When n_i sends a message, n_i increments its local clock, and attaches the local clock

value in the message. When n_i receives a message with a clock value c_m , it sets its local clock to $\max(c_i, c_m) + 1$.

The logical time of an event e , represented as c_e , is the local clock value after the clock update. Lamport clock guarantees the following property: If $e_1 < e_2$, then $c_{e_1} < c_{e_2}$. However, the inverse is not true, i.e., $c_{e_1} < c_{e_2}$ does not imply that $e_1 < e_2$. To be more precise, if $c_{e_1} < c_{e_2}$, either $e_1 < e_2$ or $e_1 \parallel e_2$, but not $e_2 < e_1$.

Vector clock [29, 48] addresses this shortcoming of Lamport clock. As the name suggested, a vector clock, v , consists of a vector of natural numbers. Cardinality of a vector clock equals the size of the system. Each process is assigned a unique index in the vector clock. We use $v[i]$ to denote the i th number in a vector clock v . Upon a local event, n_i increments $v_i[i]$ by one. When n_i sends a message, n_i increments $v_i[i]$, and attaches v_i in the message. When n_i receives a message with a clock v_m , it sets v_i to v'_i , where $\forall p \in [0..S], v'_i[p] = \max(v_i[p], v_m[p])$, S is the size of the system. n_i then increments $v_i[i]$.

$v_i < v_j$ if and only if $\forall p \in [0..S], v_i[p] \leq v_j[p]$ and $\exists p \in [0..S], v_i[p] < v_j[p]$. By definition, there exists v_i and v_j such that neither $v_i < v_j$ nor $v_j < v_i$, i.e., $<$ is a partial order on the set of vector clocks. Vector clock guarantees the following stronger property: $e_1 < e_2$ if and only if $v_{e_1} < v_{e_2}$.

Logical clocks and causal event ordering have wide applicability to distributed systems and algorithms designs. Lamport showed in his original paper how Lamport clocks can be used to implement distributed mutual exclusion [22]. Vector clocks are applied to realize consistent distributed snapshots [9]. Amazon leverages version vectors, a type of vector clocks, to build eventually consistent data store Dynamo [15]. Logical clocks are also used to implement various causally consistent key value stores [27, 53, 61].

2.3 Byzantine Fault Tolerance

Failures are common events in a distributed system. There are in general two types of failure models, crash failure model and Byzantine failure model. In the crash failure model, once a process fails, it stops communication with all other processes until it recovers. In the Byzantine failure model [24], a failed process can behave arbitrarily, including launching adversarial attacks to break the system. Numerous distributed protocols have been developed to tolerate Byzantine faults. The most common setting these protocols target is the state machine replication [46] problem. The core of the problem is reaching consensus on a *totally ordered* request log, even in the presence of Byzantine behaviors. The seminal work in this space is PBFT [7], which is the first practical BFT protocol that tolerates up to f Byzantine nodes using $3f + 1$ replicas. PBFT is leader-based protocol. After the leader orders and disseminates client requests, the backup replicas use

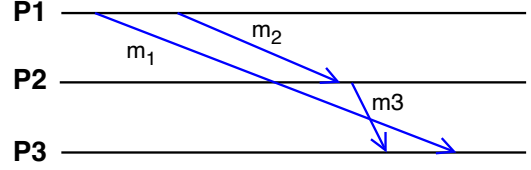


Figure 1: A motivating example.

two rounds of all-to-all communication to commit a batch of requests. The protocol therefore incurs a latency of five message delays and an authenticator complexity of $O(N^2)$. A long line of work subsequently improves various aspects of PBFT. Zyzzyva [21] uses speculative execution to reduce communication overhead. It enables a fast path protocol that commits client requests in only three message delays. HotStuff [60] adds one round of communication in normal operation to reduce the expensive view change protocol in PBFT from $O(N^3)$ to $O(N)$ authenticator complexity. Several protocols [12, 25, 58] leverage trusted hardware, such as Trusted Platform Module (TPM) [56] and Trusted Execution Environment (TEE) [52], to reduce the replication factor to $2f + 1$. A different line of BFT work [14, 18, 30] uses randomness to ensure protocol liveness even in a fully asynchronous network, bypassing the FLP impossibility result [16].

The work above all establish a total order of requests in the BFT setting. Another recent line of work focuses on detecting causality and establishing causal ordering in the presence of Byzantine participants [31–37].

3 A Verifiable Logical Clock

We start the section with a motivating example to illustrate the impact of Byzantine behaviors on causal event ordering. We then define a new type of logical clock, the verifiable logical clock (VLC), to address the issues.

3.1 Motivating Example

We use the causal message delivery [2, 45] problem as a motivating example. In a system that guarantees causal message delivery, if two messages m and m' are received by the same process, and m is ordered before m' by the happened-before relationship $<$ (§2.1), then the process delivers m before m' . Figure 1 shows an example involving three processes, $P1$, $P2$, and $P3$. The event of sending message m_1 happened before the message send event of m_3 ($e_{m_1}^{send} < e_{m_2}^{send}, e_{m_2}^{send} < e_{m_3}^{recv}, e_{m_2}^{recv} < e_{m_3}^{send} \implies e_{m_1}^{send} < e_{m_3}^{send}$). However, $P3$ receives m_3 before m_1 . This can happen even if processes use ordered, reliable point-to-point channels (e.g., TCP). If the system enforces causal message delivery, $P3$ can only deliver m_3 after delivering m_1 .

Vector clocks can be used to implement causal message delivery [45]. By following the protocol described in §2.2,

the vector clocks attached in messages m_1 , m_2 , and m_3 are $\langle 1, 0, 0 \rangle$, $\langle 2, 0, 0 \rangle$, and $\langle 2, 2, 0 \rangle$ respectively. To ensure that all the received messages are delivered in causal order (but allows dropping of messages), P_3 compares its local clock against the clock of every received message. If the received clock is smaller (the partial order comparison as defined in §2.2) than the local clock, the message is discarded. When P_3 first receives m_3 with clock $\langle 2, 2, 0 \rangle$, its local clock is smaller than the received clock, so P_3 delivers m_3 and updates its local clock to $\langle 2, 2, 1 \rangle$. When P_3 later receives m_1 , since the message clock $\langle 1, 0, 0 \rangle$ is smaller than P_3 's local clock, m_1 is not delivered.

The original causal message delivery definition [2, 45], however, does not allow rejection of message m_1 . To deliver m_1 while not violating causal ordering, m_3 needs to include extra information so that P_3 is aware that it should wait for m_1 which happened before m_3 . Following the protocol proposed in [45], each process maintains a vector clock mapped to every other process (called `ORD_BUFF_S` in [45]). Each vector clock maintains the maximum¹ message clock *destined* to the mapped process known by the local process. The map is attached to each sent message. In the example above, P_2 updates the clock mapped to P_1 to $\langle 1, 0, 0 \rangle$ after receiving m_2 , and attaches this information in m_3 . When P_3 receives m_3 , it detects that its local clock $\langle 0, 0, 0 \rangle$ is smaller than the mapped clock value $\langle 1, 0, 0 \rangle$ in the message. P_3 then knows it has not received all messages with earlier causal dependencies, and therefore buffers m_3 . When P_3 later receives m_1 , the attached clock map is empty, so P_3 delivers m_1 and updates local clock to $\langle 1, 0, 1 \rangle$. Now the local clock is greater than m_3 's mapped value, so P_3 can deliver m_3 .

3.2 Impact of Byzantine Processes

The above protocol assumes that all processes are honest and strictly follow the protocol. Now, we show how Byzantine processes can violate the causal message delivery properties. To simplify the discussion, we allow processes to reject messages that happened before previously delivered messages, so processes do not need to maintain and attach vector clock mapping `ORD_BUFF_S`. Note that since a Byzantine process can deliver messages in any arbitrary order, we can only enforce causal message delivery on non-faulty processes.

Erroneous clock updates A Byzantine process may violate the logical clock update rules as defined in §2.2. Suppose P_2 is a Byzantine process in the scenario depicted in Figure 1. When P_2 receives m_2 with vector clock $\langle 2, 0, 0 \rangle$, it could generate an erroneous vector clock $\langle 0, 2, 3 \rangle$ for message m_3 . As such, vector clocks for m_1 ($\langle 1, 0, 0 \rangle$) and m_3 ($\langle 0, 2, 3 \rangle$) are concurrent. Subsequently, P_3 is unable to detect the true

causal dependency between m_1 and m_3 , and will deliver m_3 before m_1 .

Even a weaker form of clock forging can break causal message deliver. Suppose a signature scheme is applied [51] so that a Byzantine process can only manipulate its own index in a vector clock. Assume P_3 has sent messages m_a with clock $\langle 0, 0, 1 \rangle$ to P_2 and m_b with clock $\langle 0, 0, 2 \rangle$ to P_1 , before the message trace in Figure 1. m_1 and m_2 will now have vector clocks $\langle 2, 0, 2 \rangle$ and $\langle 3, 0, 2 \rangle$ respectively. After P_2 receives m_2 , it now has two vector clocks locally, $\langle 0, 0, 1 \rangle$ (for m_a) and $\langle 3, 0, 2 \rangle$ (for m_2). Even if P_2 cannot forge clock values for other indices, it could still generate a vector clock $\langle 3, 2, 1 \rangle$ for m_3 by cherry-picking values from each received clock. The clocks for m_1 ($\langle 2, 0, 2 \rangle$) and m_3 ($\langle 3, 2, 1 \rangle$) are concurrent; P_3 again will deliver m_1 after m_3 .

Local ordering violation Lamport and vector clocks assume a sequential processor model, *i.e.*, a process handles all events (including local events, message receive events, and message send events) sequentially. An implication is that the logical clock of each process increases *monotonically*: for any two events e_1 and e_2 happened on a process p , suppose e_1 occurred before e_2 in the local sequential order, then $e_1 < e_2$ and $c_{e_1} < c_{e_2}$. To enforce this monotonicity property, a process maintains a single local clock which it sequentially updates on each event.

A Byzantine process may violate this local causal ordering property, even if it follows all clock update rules. Suppose the Byzantine process P_2 generates a clock $\langle 0, 3, 0 \rangle$ and attaches it to a message that it sends to P_1 . The same message pattern then occurs following Figure 1. m_1 and m_2 will have vector clocks $\langle 2, 3, 0 \rangle$ and $\langle 3, 3, 0 \rangle$ respectively. When P_2 receives m_2 , instead of updating based on its current clock $\langle 0, 3, 0 \rangle$, P_2 uses one of its older clocks, $\langle 0, 1, 0 \rangle$ for clock update. Note that this is a legitimate clock generated by P_2 , so this is not an erroneous clock update. P_2 attaches the resulting clock, $\langle 3, 2, 0 \rangle$, to m_3 . Since $\langle 3, 2, 0 \rangle$ and $\langle 2, 3, 0 \rangle$ are concurrent, P_3 delivers m_1 after m_3 which violates causal ordering.

3.3 Verifiable Logical Clocks

We now define a new form of logical clock, a *verifiable logical clock* (VLC), that tolerates the Byzantine behaviors described in §3.2. §4 elaborates on the concrete design of VLC. We first define the system model, the clock operations, and the clock properties. The system consists of a group of entities, each identified by a unique *id*. We do not constraint the entities to be physical participants of the system; they can also be virtual nodes, objects, or database keys. We define two VLC operations:

- `INIT()` \rightarrow `c`: Creates a genesis clock.

¹Note the maximum operation here is a per-element maximum, *i.e.*, $v_{max} = \max(v_a, v_b) \iff \forall p \in [0..S], v_{max}[p] = \max(v_a[p], v_b[p])$

- $\text{UPDATE}(id, c, [c_1, c_2, \dots]) \rightarrow c'$: Generates a new clock c' by merging clock c with a set of clocks c_1, c_2, \dots and then incrementing the merged clock. id denotes the identifier of the entity that performs the increment. The set $\langle c_1, c_2, \dots \rangle$ could be empty.

Performing $\text{UPDATE}()$ with an empty set is equivalent to a local event clock update in prior logical clocks, while $\text{UPDATE}()$ with a single clock in the set is equivalent to a message receive event. The set of VLCs forms a *partially ordered set*. The partial order relation $<$ on the VLC set is defined by the following rule: If $\text{UPDATE}(id, c, [c_1, c_2, \dots]) \rightarrow c'$, then $c < c'$, $c_1 < c'$, $c_2 < c'$, \dots

The partial order $<$ has the following properties:

- *Irreflexivity*: $\forall c \in C, c \not< c$
- *Asymmetry*: $\forall c_1, c_2 \in C, c_1 < c_2 \implies c_2 \not< c_1$
- *Transitivity*: $\forall c_1, c_2, c_3 \in C, c_1 < c_2 \wedge c_2 < c_3 \implies c_1 < c_3$

The above rules and properties also *completely* define $<$, i.e., $c_1 < c_2$ if and only if there exists a sequence of $\text{UPDATE}()$ operations that takes c_1 as an initial input and generates c_2 . An implication is that there exists VLCs that are not ordered by $<$. For instance, given a genesis clock c and two identifiers id_1 and id_2 such that $id_1 \neq id_2$, $c_1 \leftarrow \text{UPDATE}(c, id_1, [])$ and $c_2 \leftarrow \text{UPDATE}(c, id_2, [])$, then $c_1 \not< c_2$ and $c_2 \not< c_1$. Two VLCs that are not ordered by $<$ are called *concurrent*, and we use $c_1 \parallel c_2$ to denote concurrency.

Given the above definitions, we also define a compare function to determine the partial order of two VLCs:

- $\text{COMPARE}(c_1, c_2) \rightarrow \{BF, EQ, AF, CC\}$: Returns BF if $c_1 < c_2$, AF if $c_2 < c_1$, EQ if $c_1 = c_2$, and CC if $c_1 \parallel c_2$.

Clock Verifiability. As discussed in §3.2, Byzantine processes can tamper with logical clock updates to violate causal order relationship among events. To tolerate such Byzantine behaviors, VLC additionally provides *verifiability*. Each VLC c is a tuple of $\langle v, \pi \rangle$, where v is the clock value and π is a *proof*. The proof proves the following properties of VLC c in the tuple:

- (1) The clock is *correctly* generated by a sequence of $\text{INIT}()$ and $\text{UPDATE}()$ operations.
- (2) Each $\text{UPDATE}(id, c, [c_1, c_2, \dots])$ in the sequence is invoked by a process with permission on the entity id .
- (3) For each $\text{UPDATE}(id, c, [c_1, c_2, \dots])$ in the sequence, each input clock (c, c_1, c_2, \dots) *recursively* satisfies the above properties.

The proof can *optionally* enforce the following global property: For each id in the system, the set of VLCs correctly generated by $\text{UPDATE}(id, \dots)$ is *totally ordered* by $<$. Equivalently, no two clocks in the set are concurrent.

We only define the above property as optional since it is not required by all use cases. We elaborate the impact of this optional property in §4 and example applications that do not require it in §5.

The system defines a $\text{VERIFY}()$ function to validate the correctness of a VLC:

- $\text{VERIFY}(c) \rightarrow \{true, false\}$: Returns *true* if the proof π in c is valid, and *false* otherwise.

Note that invoking $\text{UPDATE}()$ and $\text{COMPARE}()$ with invalid clocks will simply return an error. Properly invoked $\text{INIT}()$ and $\text{UPDATE}()$ operations return clocks that are verifiable. More formally:

- If $\text{INIT}() \rightarrow c$, then $\text{VERIFY}(c) \rightarrow true$
- If $\text{VERIFY}(c) \rightarrow true$, $\text{VERIFY}(c_1) \rightarrow true$, $\text{VERIFY}(c_2) \rightarrow true, \dots$, and $\text{UPDATE}(id, c, [c_1, c_2, \dots]) \rightarrow c'$, then $\text{VERIFY}(c') \rightarrow true$

If the optional property of VLC proof is enforced, we need to augment the second clock verifiability rule by adding the clause: c' is not \parallel to any clock c_{id} where $c_{id} \leftarrow \text{UPDATE}(id, \dots)$ and $\text{VERIFY}(c_{id}) \rightarrow true$.

Similar to $<$, the above rules also *completely* define VLC verifiability, i.e., $\text{VERIFY}(c)$ returns *true* if and only if c is generated by a sequence of properly executed $\text{INIT}()$ and $\text{UPDATE}()$ operations.

Byzantine Fault Tolerance Clock verifiability eliminates the causal message delivery violations in §3.2. Suppose the ID for P_1 , P_2 , and P_3 are id_1 , id_2 , and id_3 respectively. Each process starts with an initial clock c_0 generated from $\text{INIT}()$. In the first scenario, P_1 generates VLC for m_1 and m_2 by $c_1 \leftarrow \text{UPDATE}(id_1, c_0, [])$ and $c_2 \leftarrow \text{UPDATE}(id_1, c_1, [])$. By definition, $c_1 < c_2$. When P_2 receives m_2 , the only *valid* clock it can generate for m_3 is $c_3 \leftarrow \text{UPDATE}(id_2, c_0, [c_2])$ ². P_2 does not have permission to other IDs when invoking $\text{UPDATE}()$, and c_2 is the only clock it receives from other processes. P_3 simply ignores any invalid clocks that do not pass $\text{VERIFY}()$. As such, $c_2 < c_3$ and therefore $c_1 < c_3$ by our clock properties. P_3 will thus reject m_1 after delivering m_3 .

In the second weak forging scenario, clocks for m_a and m_b are generated by P_3 as $c_a \leftarrow \text{UPDATE}(id_3, c_0, [])$ and $c_b \leftarrow \text{UPDATE}(id_3, c_a, [])$ respectively. P_1 will then generate $c_1 \leftarrow \text{UPDATE}(id_1, c_0, [c_b])$ for m_1 , and $c_2 \leftarrow \text{UPDATE}(id_1, c_1, [])$. As such, $c_a < c_b < c_1 < c_2$. After P_2 receives m_2 , it possesses two valid clocks from other processes, c_a and c_2 . When generating a valid clock c_3 for m_3 , P_2 can either include or exclude c_a in the $\text{UPDATE}()$ invocation. In either case, the resulting valid clock c_3 will have $c_2 < c_3$.

In the last local ordering scenario, suppose P_2 generates a sequence of clocks, c_a , c_b , and c_c , by repeatedly invoking

² P_2 can also use valid clocks other than c_0 as input to generate c_3 . Regardless, the causal relationship between c_3 and c_1 will not change.

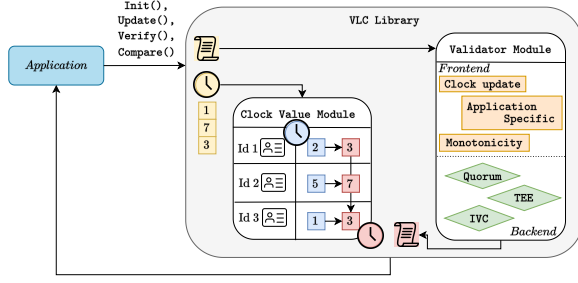


Figure 2: CHRONO overview.

UPDATE(). Therefore, $c_0 < c_a < c_b < c_c$. It attaches c_c to the first message it sends to P_1 . When P_1 receives the message and generates c_1 for m_1 and c_2 for m_2 , we will have $c_c < c_1 < c_2$. After P_2 receives m_2 , it can no longer use c_0 , c_a , or c_b as input to $\text{UPDATE}(id_2, c_{input}, [\dots])$ and produce a valid clock, since any resulting clock c_{output} will have $c_{output} \parallel c_c$. This is a violation of the augmented clock verifiability rule.

4 CHRONO System Design

In §3, we define the high-level properties of our new logical clock VLC. In this section, we elaborate on the design of VLC which leverages a general *validator* abstraction. We then describe multiple concrete implementation of the validator abstraction that use quorum certificates, trusted hardware, and verifiable computation, each with its own trade-offs.

4.1 Design Overview

As shown in Figure 2, CHRONO is a user-space library linked into distributed applications. The library exposes an API that includes the `INIT()`, `UPDATE()`, `VERIFY()`, and `COMPARE()` functions as introduced in §3. The main data structure exposed to the application is an opaque VLC. Internally, each VLC contains both numerical clock values and a proof (corresponding to the $\langle v, \pi \rangle$ tuple in §3.3). Besides using as input for the API functions, VLC also provides `SERIALIZE()` and `DESERIALIZE()` interfaces for the application to send/receive VLCs over the network.

The CHRONO library internally consists of two main components: a clock module and a validator module. The clock module defines the clock value structure in VLC (i.e., v in $\langle v, \pi \rangle$), and implements the basic clock update and comparison functionalities. For each VLC, the module maintains a *map* between an ID and an integer which presents the current clock value. IDs not inserted in a VLC are implicitly mapped to clock value 0; a clock generated from `INIT()` contains an empty map. We use a map instead of a vector to support open systems with potentially unbounded participant set. Size of each VLC is only linear to its causally dependent IDs.

When an application invokes $\text{UPDATE}(id, c, [c_1, c_2, \dots])$, the module creates a new clock c' , and installs the *maximum* clock value mapped to each present ID among c, c_1, c_2, \dots into c' . It then increments the clock value mapped to the input id in c' by one. To compare two clocks c_1, c_2 using $\text{COMPARE}(c_1, c_2)$, the module returns *BF* if the mapped clock value for each ID is not bigger in c_1 than that in c_2 , and at least one of the values is smaller. For the symmetrical opposite case, the module returns *AF*. It returns *EQ* when all mapped values are equal. For all other cases, the module returns *CC*. Both the update and the comparison operation are similar to those in vector clocks.

The validator module is responsible for proving and verifying the *validity* of VLCs, as defined in §3.3. The module defines a general *validator abstraction* (§4.2). The abstraction exposes a `PROVE()` and `VALIDATE()` interface to the library. The `PROVE()` function includes instance-specific logic to test clock update invocations and generates a small *proof*; `CHECK()` verifies the validity of an input proof generated by `PROVE()`. CHRONO includes three concrete instances of the abstraction. The *update validator* checks the validity of a clock `UPDATE()` invocation, as defined by the base clock verifiability properties in §3.3. The *monotonicity validator* ensures that the clock for each ID is increasing in a monotonic fashion, which corresponds to the optional clock verifiability property in §3.3. The *application validator* includes additional application-specific logic to further constrain `UPDATE()` invocations; such constraints were not covered in §3.3, and we elaborate their use cases in §4.2. Proofs generated by each validator instance are *typed*. We use π_{up} , π_{mono} , and π_{app} and represent each proof type. The proof in each VLC (π in $\langle v, \pi \rangle$) is effectively a union of π_{up} , π_{mono} , and π_{app} .

We are now ready to give an overview of how the CHRONO library uses the two modules to process user API calls. When `VERIFY(c)` is invoked, where c is $\langle v, \langle \pi_{up}, \pi_{mono}, \pi_{app} \rangle \rangle$, the library inputs each of the π_{update} , π_{mono} , and π_{app} to the `CHECK()` functions of the corresponding validator instance. The library returns *true* if and only if all three `CHECK()` calls return *true*.

When $\text{UPDATE}(id, c, [c_1, c_2, \dots])$ is invoked, the CHRONO library first calls `VERIFY()` on each of the input clocks c, c_1, c_2, \dots . If all input clocks are properly verified, the library invokes the `PROVE()` function in the update, the monotonicity, and the application validator instances to get $\pi' \leftarrow \langle \pi_{up}, \pi_{mono}, \pi_{app} \rangle$. It then applies the update function in the clock module with id and the input clock values to get v' . The library then returns $c' \leftarrow \langle v', \pi' \rangle$ to the application.

4.2 The Validator Abstraction

The critical property differentiating VLC from prior logical clocks is its *verifiability*. Traditional approaches such as public key signature schemes or verifiable computation [4, 42, 49] establish verifiability for a single computational result. VLC, however, requires *recursive verifiability*: Validity of a VLC c depends on not only the correct execution of the `UPDATE()` function that generates c , but also *recursively* on the validity of each of the input clocks.

Moreover, the exact semantics of *logical clock correctness* depends on the application. As we discussed in §3.3, the causal order relationship $<$ only requires the base clock verifiability properties. For applications that additionally require *local ordering* guarantees, VLC needs to enforce the augmented verifiability rule. An application may also have specific restrictions on the set of logical clocks that can be generated. As a concrete example, consider a storage application where clients include logical clocks as dependency set [15, 27] in their `PUT` requests. The application may require access control on the set of keys each client can write. When generating logical clocks for new key versions, the clock update function needs to reject the request if the client lacks permission. Such application-specific constraints are not enforced by the verifiability rules in §3.3. We will elaborate this exact use case in §5.2.

In *CHRONO*, we address these challenges by applying a *modular* architecture with a common *validator abstraction* for clock verifiability. We forgo a monolithic design due to its inherent design complexity, and more importantly, its lack of flexibility. Our validator abstraction defines a simple `PROVE()` and `CHECK()` interface:

- `PROVE(req, aux) → { π , \perp }`: Verify the validity of the `UPDATE()` invocation in *req*. *aux* is an optional auxiliary input for proof generation. Returns a proof π if the request is valid, or \perp otherwise.
- `CHECK(π) → {true, false}`: Returns *true* if the input proof π is correct, *false* otherwise.

We design three concrete instances of the validator abstraction. Each instance applies specific clock verifiability rules: the *clock update validator* enforces the base properties defined in §3.3; the *monotonicity validator* checks the optional local ordering properties; the *application validator* applies any application-specific clock generation constraints. *CHRONO* offers flexibility: an application can choose the appropriate validator instances based on its requirements.

CHRONO also provides *configurability*. Different implementations exist for each validator instance: A validator can be implemented using a group of servers and their signatures, or a single server with trusted execution environment. To enable this configurability, we further split the abstraction into a *validator frontend* and a *validator backend*. The frontend

defines the *semantics* of a validator instance. Semantics of a validator defines the verification logic, *i.e.*, what *req* and *aux* combinations are valid, as discussed above. They, however, do not define the execution of the verification procedure, which is the responsibility of the validator backend. Each backend type implements a *security protocol* that generates and verifies *proofs* for the validator frontend logic. The protocol can use a quorum-certificate-based protocol (§4.4.1) or leverage trusted execution environment (§4.4.2), each with different trade-offs in security, performance, and hardware requirements. The frontends and backends are completely decoupled. An application can use any backend for its validator instances depending on its specific requirements.

4.3 Validator Frontend

We now elaborate on the frontend logic for the three validator instances.

4.3.1 Clock Update Validity The *clock update validator* ensures that a VLC is properly generated using the base clock update rules defined in §3.3. For each `PROVE(req, aux)` call, *req* includes the inputs to a `UPDATE(id, c, [c1, c2, ...])` invocation, signed by the invoking process, while *aux* is empty. The validator first checks the validity of each input clock by calling `VERIFY()` on the clock proof $\pi \leftarrow \{\pi_{up}, \pi_{mono}, \pi_{app}\}$, which internally performs `CHECK()` on each validator proof. Any invalid input clock results in the validator outputting \perp . Next, the validator checks *req* is signed by a process with permission on the identifier *id*. The permission table is either determined statically, or maintained by a global configuration service. Details of such a service is out of the scope of the paper. If the permission check passes, the *req* is fully validated, and the validator outputs a π_{up} . The exact mechanism of generating π_{up} , as well as verifying π_{up} , is implemented by the validator backend.

One interesting property of the clock update validator is its *statelessness*. Besides the permission table (which is either static or global information), the validator does not maintain any state to perform request validation. Such stateless property has critical implication on the design of certain validator backends, which we will elaborate in §4.4.

4.3.2 Local Ordering The *monotonicity validator* prohibits a process from generating concurrent clocks, or equivalently, enforcing the local ordering property. The inputs to `PROVE()` are similar to those of the update validator. The validator stores a local table that maintains the highest clock value mapped to each identifier *id*. It validates the request only if the process has the permission to update *id*, the input clock *c* is valid and contains a clock value mapped to *id* which is *no less* than the mapped value in its local table. If the request is validated, the validator updates its *id* mapped clock value to

an increment of the mapped clock value in c , and generates a proof π_{mono} . Unlike the update validator, the monotonicity validator is *stateful* since it maintains a clock value table across `PROVE()` calls. We will discuss its implications to the validator backend in §4.4.

4.3.3 Application-Specific Semantics The *application validator* enforces any additional restrictions the application put on clock updates. Specifically, *req* includes inputs to a `UPDATE()` invocation but without any signature. *aux* contains any application-specific information required to validate the `UPDATE()` request. The validator runs pre-installed application validation function on *req* and *aux*. If the function returns true, the validator outputs a proof π_{app} . The exact format of *aux* and the validation logic are installed on the validators prior to running the application. We currently restrict the application validator to be *stateless*. The application-specific validation function therefore is required to be *pure*. As shown in §5, stateless validation is sufficient for a wide range of distributed applications.

4.4 Validator Backend

As shown in Figure 3, CHRONO supports multiple forms of backends to generate and verify proofs for each validator instance. We now elaborate the design of each backend model.

4.4.1 Quorum Certificate The quorum certificate (QC) validator backend consists of a group of servers. Servers in the group are called *QC validator nodes*. We assume the group contains N QC validator nodes. At most f of the nodes exhibits Byzantine failures. A Byzantine node can behave arbitrarily, but does not have enough computational power to subvert standard cryptographic algorithms. There exists an external service that manages the group configuration, including nodes joining and leaving the group. Standard techniques such as proof of stake can be used to tolerate Sybil attacks. Details of the configuration service is out of the scope of our work.

The group uses a (t, N) threshold signature scheme to generate and verify proofs. The choice of t depends on the type of validator frontend logic. Each validator node applies a distributed key generation scheme to generate its own secrete, distribute shares of the secrete, compute and distribute its part of the combined public key using secrete shares, and generate the final public key by aggregating key parts.

To get a validator proof, a process sends the type of validator frontend and the input to `PROVE()`, i.e., *req* and *aux*, to t validator nodes. Each node independently executes the frontend logic. If the frontend check passes, the node performs the clock update function, creates a partial signature of the output clock using its secret share, and sends the signed clock

to the requesting process. If the process fails to get replies or receives conflicting clocks from the first t nodes, the process contacts other validator nodes from the group. It waits until it collects t matching clocks with partial signatures from distinct validator nodes. The process then perform signature aggregation to combine the t partial signatures into a complete signature. The combined signature on the matching output clock forms the validator proof. To validate a proof for the `CHECK()` function, any party in the system verifies the combined signature using the aggregated public key from the group.

For stateless validators, the minimum t in (t, N) is $f + 1$. Since the validator does not need to maintain state across `PROVE()` invocations, generating a valid proof only requires that *at least one* of the partial signatures with matching output clocks comes from an honest validator. With f Byzantine validators, setting t to $f + 1$ meets the requirement. Such t size, however, is not sufficient for stateful validators. As each `PROVE()` invocation needs to remember the state of all previous successful `PROVE()` calls, every two `PROVE()` invocations need to *intersect* at one or more honest validators. This requirement can be satisfied by setting t to at least $\lceil \frac{N+f+1}{2} \rceil$.

4.4.2 Trusted Hardware A trusted execution environment (TEE) validator backend runs on a *single* validator node with access to TEE hardware. The backend works on any existing implementation of TEE, including ARM TrustZone [57], Intel SGX [50], and AWS Nitro Enclaves [39]. In this section, we provide a general description of our TEE validator backend design that applies to different TEE variants. A concrete implementation using Nitro Enclaves is illustrated in §6.

The code implementing the validator frontend logic is released to the public. Any third party can independently verify the cryptographic hash of the code. A validator node with access to TEE hardware creates and launches an enclave image that runs the frontend code. To process a `PROVE(req, aux)` call, the validator node passes the call inputs to the running enclave. The exact information passing mechanism depends on the TEE implementation. The enclave then performs the frontend logic on the inputs. If the operation is properly validated, the enclave computes the output clock, and requests an attestation document from the TEE hardware. The attestation request includes the output clock as user data. The resulting attestation document serves as the validator proof of the output clock.

To verify a proof in the `CHECK()` function, any participant in the system first validates the authenticity of the attestation document. Trust of the attestation certificate authority is established through external mechanisms (e.g., AWS root certificate). Once the document is authenticated, the verifier checks that the enclave image in the document matches the hash of the publicly available frontend code. It then validates

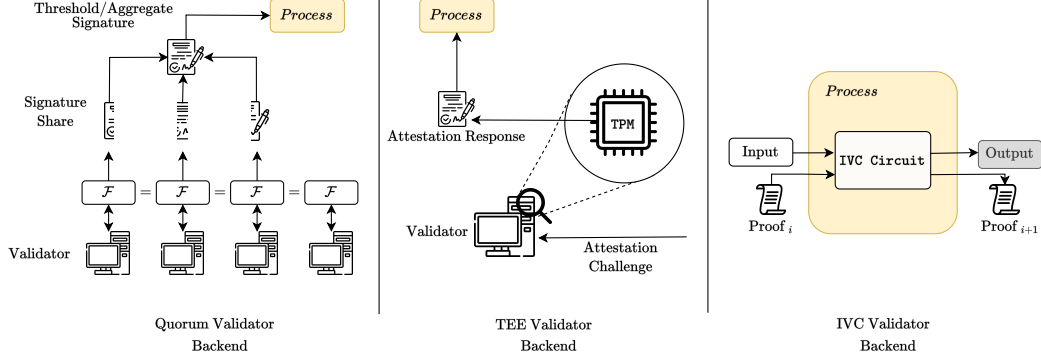


Figure 3: Validator backends.

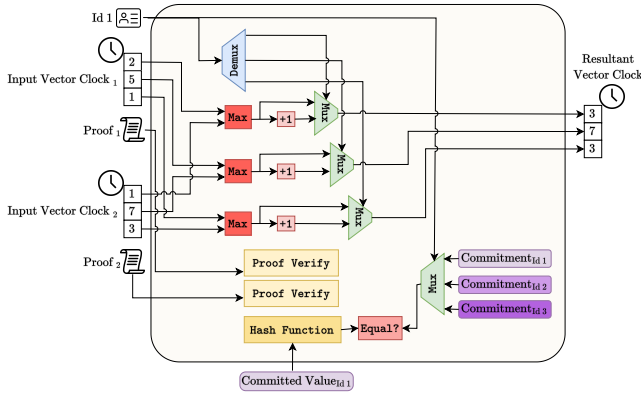


Figure 4: Design of verifiable computation based validator backend.

that the clock matches the user data field in the document. The verifier outputs *true* only if these tests all pass.

Unlike the QC backend, *any single* TEE validator can generate proofs for stateless validator frontends. A valid attestation document guarantees that the clock is verified by a correct program that implements the requested frontend logic. The trusted computing base (TCB), in this case, is reduced to the TEE hardware and its root of trust (e.g., Intel, ARM, or AWS). Implementing stateful frontends, however, still requires a quorum out of N TEE validators, as the latest state might be lost when using a single validator. But since no TEE validator can produce erroneous outputs, only a simple majority of matching validator outputs, i.e., $\lceil \frac{N+1}{2} \rceil$, is required to generate a proof for stateful frontends.

4.4.3 Verifiable Computation The VC backend runs the entire frontend logic using verifiable computation (VC). Our *recursive verifiability* requirement puts restrictions on the type of VC that we can use. Specifically, the update validator needs to verify multiple input clock proofs; this requires a proof carrying data (PCD) [11] supported VC technique,

such as recursive SNARK [3] and HyperNova [20]. For stateless validators, any general VC solution also apply. However, due to the limitation of VC, stateful validators cannot be implemented using a VC backend.

The frontend logic is first translated into arithmetic circuit. Figure 4 shows the simplified circuit architecture of a clock update frontend. In the circuit, a clock c is updated by merging with one other clock c_1 , and both clocks hold counter values for 3 *ids*. The circuit takes four witnesses. The first three are c , c_1 paired with their proofs, and the updated *id*. These witnesses match the arguments of UPDATE, and will be used during verification as well. The circuit additionally takes a committed value for the updated *id* as witness, to authenticate the processor’s identity. The witnesses are not required during verification, but a proving process can only be done if the processor can provide valid witnesses.

In the circuit, the two clock proofs are verified while the clock values are maximized element wise. Next, the counter value mapped to *id* will be incremented using a group of muxs and a demuxs. The committed value is then verified against the corresponding commitment programmed into circuit statically. Lastly, a proof is generated along with the output clock value.

The circuit has only one public input, which is the output clock value. Any participant can validate the clock by verifying the proof using the clock value as public input. Similar to the trusted hardware backend, a single execution of the VC is sufficient to generate proofs.

5 Use Cases

In this section, we describe two use cases of VLC: a mutual exclusion service and a weakly consistent data store. Both systems are evaluated in §7.

5.1 Mutual Exclusion

Our first use case is inspired by the mutual exclusion algorithm in Lamport’s paper [22]. The system consists of N processes and a shared resource. Each process may request to access the shared resource. A mutual exclusion distributed algorithm needs to satisfy the following properties:

- *Mutual exclusion*: Access to r is granted to *at most one* process at any time.
- *Ordered access*: For any two resource access requests r_1, r_2 and their respective logical clocks c_1 and c_2 , if $c_1 < c_2$, then r_1 is granted before r_2 . If $c_1 \parallel c_2$, the two requests can be granted in any order.
- *Starvation free*: If every process eventually releases the resource after it is granted access, all access requests are eventually granted.

Given that Byzantine processes can ignore the mutual exclusion protocol and access the shared resource at any time, we require the process accessing the resource to present a *proof* to demonstrate its eligibility. Owner of the resource verifies the proof before granting it to the process, although details of this interaction is out of the scope our protocol.

There are five message types in our protocol: **REQUEST** for requesting the shared resource, **REPLY** for responding to **REQUEST**, **RELEASE** for releasing the shared resource, **QUERY** for checking other processes, and **ACK** for responding to **QUERY**. Each message is tagged with the identifier of the sending process and a clock; a **REPLY** message additionally contains a list of clocks, with the list size equals the number of processes. Each process locally maintains a local clock and a queue of **REQUESTS** it has received (including from itself). It also stores the most recent clock it has received from each other process.

We define a total order \leq on the set of clocks. \leq strictly contains the partially ordered set $<$, i.e., if $c_1 < c_2$ then $c_1 \leq c_2$. For concurrent clocks, \leq defines some arbitrary ordering rules. Details of the rules do not impact the core properties of the protocol.

When a process sends any message, it attaches its local clock c into the message. Upon receiving any message with a clock c_m , the process first verifies c_m . It then updates its local clock c to the result of $\text{UPDATE}(id, c, [c_m])$.

To request access to the shared resource, a process broadcasts a **REQUEST** message and adds the message to its local queue. When a process p receives a **REQUEST** R with a valid clock c_r , it adds R to the queue. If the requesting process already had a **REQUEST** in the queue, p ignores R . For each other process q , p then waits until either it has a **REQUEST** from q in the queue, or its most recent known clock from q happened after c_r (by sending a **QUERY** message to q and waits for the **ACK**). p then responds with a **REPLY** message.

The **REPLY** message contains the clock of each **REQUEST** ordered before (by \leq) c_r in the queue.

A process acquires the shared resource when the following conditions are met. 1) Its own **REQUEST** has the smallest clock, ordered by \leq , among all **REQUESTS** in the queue. 2) It has received a message with a clock ordered after (by $<$) its **REQUEST** clock from every process.

To release the resource, a process removes its own **REQUESTS** in the queue, and broadcasts a **RELEASE** message. Once a process receives a **RELEASE**, it verifies that the **RELEASE** is ordered after its pending **REQUEST** (if any) and any **REQUESTS** from the releasing process in its local queue. If the conditions are met, the process removes all **REQUESTS** from the releasing process in the queue. Note that **REQUESTS** and **RELEASES** from a single process is always totally ordered. After a process p receives a **RELEASE** message from q , p can ignore further **REQUESTS** from q that is *not* ordered after the **RELEASE**.

To access the shared resource, a process presents an *acquisition proof* containing its own **REQUEST**, and either a **REPLY** or a **RELEASE** from every other process. The resource owner validates the proof by checking that all **RELEASE** messages have clocks ordered after (by \leq) the **REQUEST**. Moreover, for each clock c in each **REPLY**’s clock list, the corresponding process has a **RELEASE** message in the proof.

5.2 Causally Consistent Data Store

Logical clocks have been used to build data stores that provide causal consistency [27]. Here, we leverage VLC to construct a similar data store that tolerates Byzantine processes.

The system consists of N servers, collectively implementing a distributed key-value service. Each server maintains the entire key-value mappings, i.e., the key-value store is fully replicated on N servers. The service exposes $\text{GET}(k)$ and $\text{PUT}(k, v)$ API calls to clients. It provides causal consistency. Each **PUT** implicitly contains all previously retrieved object versions from $\text{GET}()$ calls within the client session. These object versions are *causal dependencies* of the new object version created by **PUT**. All $\text{GET}()$ respect causal ordering: if a client observes an object, it is guaranteed to later observe all its causally dependent object versions (or more update-to-date versions).

Both of the APIs implicitly refers to and maintains a *session context* on client side, which is used to determine a range of dependent operations of every operation. In a session, operations always causally depend and only depend on all operations that are finished prior to their invocations. For simplicity, all **PUT** of a session happen sequentially.

The key space is divided into N subspace, each assigned to a server. Clients send **PUT** requests to the server responsible for the key. This key partitioning design is to eliminate

conflict resolution. Partitioning metadata is managed by a BFT consensus protocol. However, GET requests can be sent to any of the N servers.

Each client maintains a *dependency clock* for a session. The clock records the aggregated causal dependency of the session, and is initialized with `INIT()` at the beginning of the session. Unlike other clocks where the clock value is considered opaque, individual counter of a dependency clock may be individually checked during verification. Every key corresponds to an id , and we use $c[id]$ to refer the counter value of id in clock c . In a dependency clock c , $c[id] = ver$ means the operation depends on the version ver of the key id . A client can check whether the result of a $GET(k)$ fulfills the causality requirement by checking whether the returned value has a version that is not older than $c[id]$ of its dependency clock, where id corresponds to k .

Each server maintains a *versioned dependency clock* associated with the current value of each key. The versioned dependency clock has the same definition as the dependency clock, except that for the id that corresponds to the mapping key, the counter $c[id]$ stores the version number of the key.

It's easy to see that

- Given a dependency clock c , if for every id , the versioned dependency clock of the corresponded key shows that the version number is not less than $c[id]$, then the server is *up-to-date* regarding c , that is, everything from now on happens on this server is logically ordered after all the dependent operations involved in c . This is the prerequisite of serving requests with dependency clock c .
- If COMPARE shows that a versioned dependency clock c is greater than a dependency clock c' , then the value clocked c is considered to be logically ordered after all the dependent operations involved in c' . This is the prerequisite of replying a PUT request with versioned dependency clock c .

For a PUT operation, the client attaches its current dependency clock in the PUT request. Server should reply both GET and PUT requests with a versioned dependency clock. For GET, it is the clock of the returned value v ; for PUT, it is the newly created clock for the requested v . Client first verifies the returned clock, then checks for causal dependencies according to its local dependency clock c . For $GET(k)$ request, the returned value must have a version number that is not less than $c[id]$ where id corresponds to k . For PUT request, the returned versioned dependency clock must be greater than the local dependency clock (AF in `COMPARE()`). The server reply is only accepted when both the clock is valid and the causal dependencies are respected. Client then merges the returned clock into its local dependency clock for the following operations.

When server receives a client request, it first checks whether its local state is up-to-date according to the definition above. The request is rejected if the check fails. Since causal dependencies are always satisfied, server can immediately reply to the requests. For GET requests, server simply returns its stored value and its versioned dependency clock. For PUT requests, server creates a new clock by applying `UPDATE()`, stores the created clock with the requested value, and returns the clock to client.

Once a server installs a new versioned dependency clock and a value for a key, it asynchronously propagates this key-value entry to all other servers. Upon receiving the entry, a server need to ensure causal consistency. It does so by first examines whether its local state is up-to-date based on the versioned dependency clock. If not, it puts the propagated entry into pending state. Otherwise, it can install the key, and recursively reexamine and commits the pending propagated entries.

6 Implementation

We have implemented the three validator backends as described in §4.4. The QC backend uses the schnorrkel Rust library [47] which implements Schnorr signature on Ristretto compressed Ed25519 points. The library provides half-aggregated (*i.e.* prepared) batch signature verification functionality [8]. It enables cryptographic overhead sublinear to the number of signatures in a QC.

The trusted hardware backend is implemented on AWS Nitro Enclaves [39]. Nitro Enclaves use the same Nitro Hypervisor technology to isolate the vCPUs and memory for an enclave from its parent instance. Enclaves establish secure local socket connectivity (using Linux VSOCK) with their parent instances. Nitro Enclaves also supports attestation: Using the Nitro Enclaves SDK, an enclave can request a signed attestation document from the Nitro Hypervisor that includes its unique measurements. The validator requests its own measurements, *i.e.* platform configuration registers (PCRs), on startup. A clock update is only considered to be valid if all the included clock are attested with the same PCRs. To generate a proof, the validator requests an attestation document from the hypervisor for the new clock value. The validator program is built into an enclave image file, and is deployed with Docker using Nitro Enclaves CLI.

The verifiable computation backend is implemented using Plonky2 [43]. Leveraging the universal verification circuit present in Plonky2, we build a clock circuit that verifies two input proofs which are proved by itself. We have implemented the update validator logic in all backends; monotonic and application validators are left as future work.

We implement the mutual exclusion use case atop a causal network protocol. The causal network acts as a middlebox:

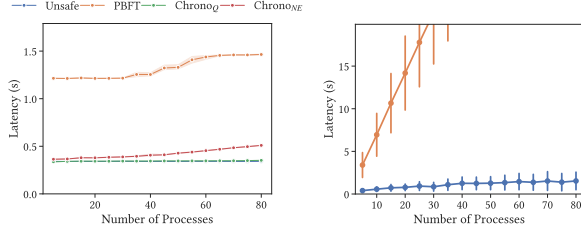


Figure 5: Resource acquisition latencies in the mutex use case.

For egress messages, it assigns the process current logical clock to the messages; for ingress messages, it updates the local clock using the clock update function. The application then only considers message send and receive events with causal ordering. The acquisition proof consists of configured number of Ed25519 signatures which uses the same schnorrkel library as QC validator.

We implement COPS following the original protocol [27]. Our implementation replicates asynchronously to remote clusters, while each local cluster works as a replicated state machine using PBFT [7]. The COPS-GT and COPS-CD variants are omitted from our implementation.

The entire codebase is implemented with 6.5k lines of Rust code. The mutex and COPS use cases take 595 and 585 lines of code respectively. The QC and Nitro Enclave backends take 716 lines of code in total. The plonky2 backend takes 408 lines of code. The comparison PBFT implementation takes 1274 lines of code.

7 Evaluation

Implementation details of CHRONO can be found in §6. We performed end-to-end evaluations on the two use cases (§5) and micro-benchmarks on validator backends (§4.2). We set up realistic global P2P network for performing our end-to-end evaluations. Identical instances are spawned across 5 AWS regions (ap-east-1, us-west-1, eu-central-1, sa-east-1 and af-south-1). The instances are interconnected through public Internet even in the same region. We compare CHRONO with our own PBFT [7] implementation in end-to-end evaluations. PBFT is used as a Byzantine fault-tolerant ordering service that provides *total ordering*.

In end-to-end evaluations, we evaluate CHRONO using both QC and TEE validator backends. For QC, we spawn two c5a.16xlarge instances in each region to simulate a validator that has sufficient computation and network resources. We set the quorum size to two to tolerate one faulty quorum member.

7.1 Mutex Latency

We first study the latency of the mutex protocol (§5.1) with varying number of processes. We spawn a c5a.xlarge instance with four vCPUs for each process, and evaluate the QC and Nitro Enclaves backends. Two of the four vCPUs are allocated to Nitro Enclaves. We additionally spawn two c5a.8xlarge instances with 32 vCPUs per region for quorum nodes.

Figure 5 compares CHRONO with two other systems: the baseline original protocol [22] which tolerates no Byzantine failures, and a protocol where processes communicate through PBFT-based broadcast so that messages are received in the same total order on all processes. We evaluated two scenarios: only one of the processes keeps requesting the resource, and all processes request simultaneously. In both cases, the process immediately release the resource after it is successfully granted the lock.

In the single process request experiment, all four systems maintain near constant latency. CHRONO with QC backend achieves a latency that is virtually identical to the baseline, and the Nitro Enclaves backend only induces marginal additional latency. In contrast, PBFT has significantly higher latency due to its sequential nature. Although it can merge REQUESTOK messages into one batch to avoid growing latencies, every point-to-point message requiring two all-to-all PBFT message rounds still leads to amplified latency.

When all processes are contending for resources, request latency can be divided into two phases: before and after the first process is granted with the resource. The former phase is complete concurrent. A system with better concurrency can reduce the average latency of this phase. The second phase is complete sequential. A system with shorter step latency can benefit from this phase, resulting in a smaller latency standard deviation. As shown in the Figure 5, PBFT performs subpar in both phases. The two variants of CHRONO, while achieves similar standard deviation as the baseline, experiences significant longer average latency. This is due to the quadratic per-process workload required for generating acquisition proofs. We argue that this cost is justifiable for tolerating Byzantine behaviors.

7.2 Causal Consistency Data Store

Next, we evaluate the throughput of our logical-clock-based causally consistent data store (§5.2). We deploy five causally consistent replicas, one in each region, on c5a.xlarge instances with 32 vCPUs and 10 Gbps network. We also evaluate the QC and Nitro Enclaves backends in this evaluation. On each replica, 20 vCPUs are preserved for enclaves throughout the evaluation. We set up two quorum instances per region with the same spec as the mutex evaluation.

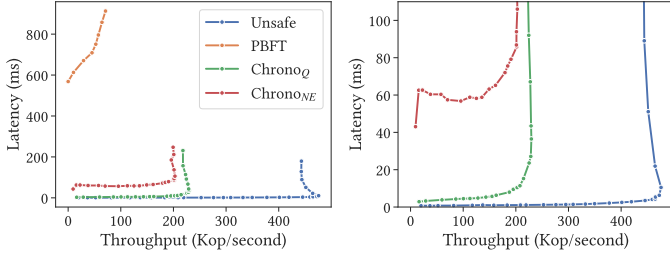


Figure 6: The throughput-latency relation of causal consistency data store under different workload. The same results are plotted with different latency range.

The system described in the original paper [27] is used as the unsafe baseline. We also directly compare to a geo-replicated PBFT deployment. The PBFT protocol replicates every GET and PUT to all regions, and the total order of all requests fulfill the causal consistency requirement. Notice that the security model of PBFT is difference from CHRONO. PBFT can only tolerate one faulty replica among the total five replicas, while CHRONO can still ensure causality even if all five replicas are faulty. On the other hand, PBFT can ensure stronger availability, while CHRONO can only tolerate causality related faulty behaviors.

We use a mix of YCSB workload A (50:50 read/write) and C (read-only) to control the overall read/write ratio of the workload. Workload A is modified to uniformly distribute access across local keys following the original work [27]. We use the workload with 1% of write requests by default.

Figure 6 shows the 99.9th latency of all evaluated systems. PBFT is not comparable to the other systems in both throughput and latency. For latency, each request must reach every region before the reply can be generated, while in all other systems only reply from the local replica is needed. For throughput, although our PBFT implementation already amortizes the replication overhead using batch size of 100, the protocol complexity still exposes significantly higher overhead than weaker consistency models. This is particularly true for the GET requests, which only require simple hashmap lookups in other systems.

We then zoom into the results of the unsafe baseline and the two CHRONO variants. Although the Nitro Enclaves backend incurs higher minimal latency due to hardware factors, the system eventually saturates at around 200Kop/s. This performance is close to that of the QC backend, since the two variants share the same COPS implementation, so the critical protocol path is identical. With sufficient computational resources on the backends, we should expect other backend variants to achieve similar throughput.

Figure 7 shows the maximum throughput when deploying all systems with increasing number of regions. The results

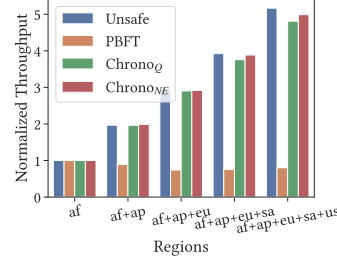


Figure 7: Normalized maximum throughput when put under workloads of different number of regions.

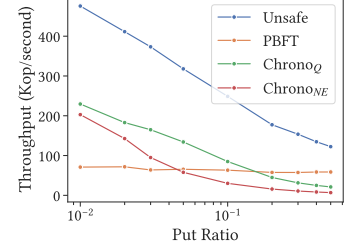


Figure 8: Maximum throughput when put under workloads of different read/write ratios.

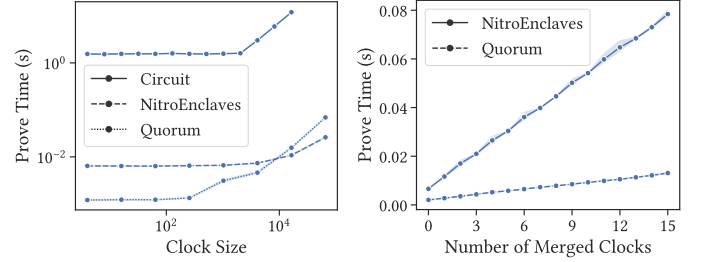


Figure 9: Proving time with varying clock size and number of clock merged into the updated clock. The circuit variant is measured with 64 CPUs.

are normalized to the maximum throughput of the same system when deployed in only af-south-1 region. As expected, both the unsafe baseline and the variants of CHRONO perfectly scale against the number of regions, because all cross region communication are asynchronous and not on the critical path. On the contrary, PBFT does not scale. Its performance even drops slightly when going beyond a single region, which is attributed to the overhead introduced by imperfect network conditions (e.g., reordering).

The Figure 8 shows the throughput of the systems under workloads with different read/write ratios. Both CHRONO and unsafe baseline encounter performance degradation when there are more write requests, due to the more complex code path for handling PUT. The QC variant can maintain higher throughput than PBFT with less than 20% PUT requests in the workload, while Nitro Enclaves variant drops below PBFT with 5% PUT, as the computation inside enclaves becomes the system bottleneck. The bottleneck, however, can be eliminated by provisioning more resources to the Nitro Enclaves backend.

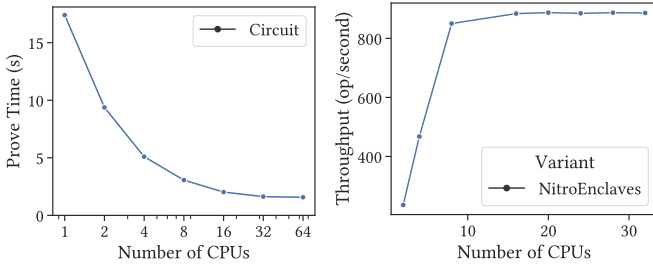


Figure 10: Proving performance with varying computational resource.

7.3 Micro-benchmarks

In our first set of micro-benchmarks, we explore the factors that affect backend performance with fixed computational resource. The first factor is the clock size, which means how many *ids* the clock is keeping track of the causal dependencies. For circuit backend, the maximum clock size must be hardcoded ahead of time in order to synthesis arithmetic circuit accordingly, and the backend will always keep track of all *ids* no matter they are occupied or not. So in this evaluation, we build circuits for different configured maximum clock sizes and perform update operation on them. As for quorum and Nitro Enclaves backends, the map-based clock data structure allows dynamically adding more *ids*, so we preload the clocks with the expected number of *ids* before measurement.

All three variants maintain constant proving time before clock size grows over certain threshold. Before start to grow, circuit variant has second level latency, while both quorum and Nitro Enclaves variants have millisecond level latency. Quorum variant’s latency increases faster than Nitro Enclaves variant due to lower throughput transmitting to remote quorum node compare to Nitro Enclaves’ local Vsock connection even in the absence of concurrency.

The second studied factor is the number of merged clocks inputted into UPDATE operation. Circuit cannot take varying number of merged clocks as input due the limitation of verifiable computation must be finished in fixed number of steps, so we focus on the other two variants in this micro-benchmark. The results from both variants show linearly growing latency regarding the number of merged clocks.

In the next set of micro-benchmarks we study the backend performance under varying computational resource. As shown in Figure 10, both circuit and Nitro Enclaves backends scales with the number of CPUs. However, they cannot scale perfectly as CPU number increases. For circuit backend, the sequential computation will eventually dominate, and for Nitro Enclaves, the backend eventually bottlenecks on the

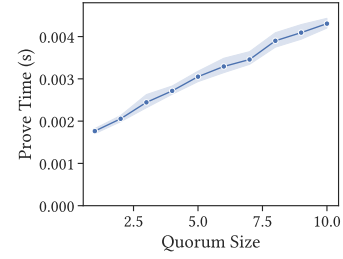


Figure 11: Proving time with different quorum size.

secure socket between host and VM. Both backend can scale well up to 20-30 CPUs.

Lastly we also perform a dedicated micro-benchmark on the most performant quorum variant, studying how the performance will be affected when tolerating more and more faulty quorum members. The result shows a linear growth, mostly due to the longer verification time of the quorum certificates that includes more signatures, on both quorum and user side.

8 Conclusion

In this work, we introduce a new logical clock system, CHRONO. CHRONO addresses key limitations of prior approaches that fail to work in networks with Byzantine participants. It includes a novel logical clock structure, VLC, that builds atop a *validator* abstraction. The abstraction defines the semantics of correct logical clock updates. Various backend implementations, each with different security-performance trade-offs, then enforce these validator semantics. To demonstrate the power of CHRONO, we developed two concrete applications: a mutual exclusion protocol and a causally consistent data store. Evaluation results showed that CHRONO is an attractive solution for building decentralized applications and systems in an open P2P network.

References

- [1] J. Baker, C. Bond, J. C. Corbett, J. J. Furman, A. Khorlin, J. Larson, J.-M. Leon, Y. Li, A. Lloyd, and V. Yushprakh. Megastore: Providing Scalable, Highly Available Storage for Interactive Services. In *Proceedings of the Conference on Innovative Data system Research, CIDR ’11*, pages 223–234, Asilomar, California, 2011.
- [2] K. P. Birman and T. A. Joseph. Reliable Communication in the Presence of Failures. *ACM Trans. Comput. Syst.*, 5(1):47–76, Jan. 1987.
- [3] N. Bitansky, R. Canetti, A. Chiesa, and E. Tromer. From extractable collision resistance to succinct non-interactive arguments of knowledge, and back again. In *Proceedings of the 3rd Innovations in Theoretical Computer Science Conference, ITCS ’12*, page 326–349, New York, NY, USA, 2012. Association for Computing Machinery.
- [4] B. Braun, A. J. Feldman, Z. Ren, S. Setty, A. J. Blumberg, and M. Walfish. Verifying Computations with State. In *Proceedings of the Twenty-Fourth ACM Symposium on Operating Systems Principles, SOSP ’13*, pages 341–357, Farmington, Pennsylvania, 2013. Association for Computing

- Machinery. Pantry.
- [5] M. Burrows. The Chubby Lock Service for Loosely-Coupled Distributed Systems. In *Proceedings of the 7th Symposium on Operating Systems Design and Implementation*, OSDI '06, pages 335–350, Seattle, Washington, 2006. USENIX Association.
 - [6] V. Buterin. A Next-Generation Smart Contract and Decentralized Application Platform. 2014.
 - [7] M. Castro and B. Liskov. Practical Byzantine fault tolerance. In *Proceedings of Symposium on Operating Systems Design and Implementation*, volume 99, pages 173–186, 1999.
 - [8] K. Chalkias, F. Garillot, Y. Kondi, and V. Nikolaenko. Non-interactive half-aggregation of eddsa and variants of schnorr signatures. In *Cryptographers' Track at the RSA Conference*, pages 577–608. Springer, 2021.
 - [9] K. M. Chandy and L. Lamport. Distributed Snapshots: Determining Global States of Distributed Systems. *ACM Trans. Comput. Syst.*, 3(1):63–75, Feb. 1985.
 - [10] F. Chang, J. Dean, S. Ghemawat, W. C. Hsieh, D. A. Wallach, M. Burrows, T. Chandra, A. Fikes, and R. E. Gruber. Bigtable: A Distributed Storage System for Structured Data. In *Proceedings of the 7th Symposium on Operating Systems Design and Implementation*, OSDI '06, pages 205–218, Seattle, Washington, 2006. USENIX Association.
 - [11] A. Chiesa and E. Tromer. Proof-carrying data and hearsay arguments from signature cards. In A. C. Yao, editor, *Innovations in Computer Science - ICS 2010, Tsinghua University, Beijing, China, January 5-7, 2010. Proceedings*, pages 310–331. Tsinghua University Press, 2010.
 - [12] B.-G. Chun, P. Maniatis, S. Shenker, and J. Kubiatowicz. Attested append-only memory: making adversaries stick to their word. In *Proceedings of Twenty-First ACM SIGOPS Symposium on Operating Systems Principles*, SOSP '07, page 189–204, New York, NY, USA, 2007. Association for Computing Machinery.
 - [13] J. C. Corbett, J. Dean, M. Epstein, A. Fikes, C. Frost, J. J. Furman, S. Ghemawat, A. Gubarev, C. Heiser, P. Hochschild, W. Hsieh, S. Kanthak, E. Kogan, H. Li, A. Lloyd, S. Melnik, D. Mwaura, D. Nagle, S. Quinlan, R. Rao, L. Rolig, Y. Saito, M. Szymaniak, C. Taylor, R. Wang, and D. Woodford. Spanner: Google's Globally-Distributed Database. In *Proceedings of the 10th USENIX Conference on Operating Systems Design and Implementation*, OSDI '12, pages 251–264, Hollywood, CA, USA, 2012. USENIX Association.
 - [14] G. Danezis, L. Kokoris-Kogias, A. Sonnino, and A. Spiegelman. Narwhal and tusk: a dag-based mempool and efficient bft consensus. In *Proceedings of the Seventeenth European Conference on Computer Systems*, EuroSys '22, page 34–50, New York, NY, USA, 2022. Association for Computing Machinery.
 - [15] G. DeCandia, D. Hastorun, M. Jampani, G. Kakulapati, A. Lakshman, A. Pilchin, S. Sivasubramanian, P. Vosshall, and W. Vogels. Dynamo: Amazon's Highly Available Key-Value Store. In *Proceedings of Twenty-First ACM SIGOPS Symposium on Operating Systems Principles*, SOSP '07, pages 205–220, Stevenson, Washington, USA, 2007. Association for Computing Machinery.
 - [16] M. J. Fischer, N. A. Lynch, and M. S. Paterson. Impossibility of Distributed Consensus with One Faulty Process. *Journal of the ACM*, 32(2):374–382, Apr. 1985. FLP.
 - [17] S. Ghemawat, H. Gobioff, and S.-T. Leung. The Google File System. In *Proceedings of the Nineteenth ACM Symposium on Operating Systems Principles*, SOSP '03, pages 29–43, Bolton Landing, NY, USA, 2003. Association for Computing Machinery.
 - [18] B. Guo, Z. Lu, Q. Tang, J. Xu, and Z. Zhang. Dumbo: Faster asynchronous bft protocols. In *Proceedings of the 2020 ACM SIGSAC Conference on Computer and Communications Security*, CCS '20, page 803–818, New York, NY, USA, 2020. Association for Computing Machinery.
 - [19] A. Hastings. Distributed lock management in a transaction processing environment. In *Proceedings Ninth Symposium on Reliable Distributed Systems*, pages 22–31, 1990.
 - [20] A. Kothapalli and S. Setty. Hypernova: Recursive arguments for customizable constraint systems. *Cryptology ePrint Archive*, 2023.
 - [21] R. Kotla, L. Alvisi, M. Dahlin, A. Clement, and E. Wong. Zyzzyva: Speculative Byzantine Fault Tolerance. In *Proceedings of Twenty-First ACM SIGOPS Symposium on Operating Systems Principles*, SOSP '07, pages 45–58, Stevenson, Washington, USA, 2007. Association for Computing Machinery.
 - [22] L. Lamport. Time, Clocks, and the Ordering of Events in a Distributed System. *Commun. ACM*, 21(7), July 1978.
 - [23] L. Lamport. Paxos Made Simple. *ACM SIGACT News*, 32(4):51–58, Dec. 2001.
 - [24] L. Lamport, R. Shostak, and M. Pease. The Byzantine Generals Problem. *ACM Trans. Program. Lang. Syst.*, 4(3):382–401, July 1982.
 - [25] D. Levin, J. R. Douceur, J. R. Lorch, and T. Moscibroda. TrInc: Small trusted hardware for large distributed systems. In *6th USENIX Symposium on Networked Systems Design and Implementation (NSDI 09)*, Boston, MA, Apr. 2009. USENIX Association.
 - [26] J. Li, J. Nelson, E. Michael, X. Jin, and D. R. K. Ports. Pegasus: Tolerating Skewed Workloads in Distributed Storage with In-Network Coherence Directories. In *14th USENIX Symposium on Operating Systems Design and Implementation*, OSDI '20, pages 387–406. USENIX Association, Nov. 2020.
 - [27] W. Lloyd, M. J. Freedman, M. Kaminsky, and D. G. Andersen. Don't settle for Eventual: Scalable Causal Consistency for Wide-Area Storage with COPS. In *Proceedings of the 23rd ACM Symposium on Operating Systems Principles*, SOSP '11, Cascais, Portugal, Oct. 2011. COPS.
 - [28] U. Mathur, A. Pavlogiannis, H. C. Tunç, and M. Viswanathan. A tree clock data structure for causal orderings in concurrent executions. In *Proceedings of the 27th ACM International Conference on Architectural Support for Programming Languages and Operating Systems*, ASPLOS '22, page 710–725, New York, NY, USA, 2022. Association for Computing Machinery.
 - [29] F. Mattern. Virtual time and global states of distributed systems. In *Parallel and Distributed Algorithms*, pages 215–226. North-Holland, 1989.
 - [30] A. Miller, Y. Xia, K. Croman, E. Shi, and D. Song. The Honey Badger of BFT Protocols. In *Proceedings of the 2016 ACM SIGSAC Conference on Computer and Communications Security*, CCS '16, pages 31–42, Vienna, Austria, 2016. Association for Computing Machinery. Honey-BadgerBFT.
 - [31] A. Misra and A. D. Kshemkalyani. Byzantine fault-tolerant causal broadcast on incomplete graphs. In *2022 IEEE 21st International Symposium on Network Computing and Applications (NCA)*, volume 21, pages 63–71, 2022.
 - [32] A. Misra and A. D. Kshemkalyani. Causal ordering properties of byzantine reliable broadcast primitives. In *2022 IEEE 21st International Symposium on Network Computing and Applications (NCA)*, volume 21, pages 115–122, 2022.
 - [33] A. Misra and A. D. Kshemkalyani. Detecting Causality in the Presence of Byzantine Processes: There is No Holy Grail. In *2022 IEEE 21st International Symposium on Network Computing and Applications (NCA)*, volume 21 of NCA '22, pages 73–80, 2022.
 - [34] A. Misra and A. D. Kshemkalyani. Byzantine fault-tolerant causal ordering. In *Proceedings of the 24th International Conference on Distributed Computing and Networking*, ICDN '23, page 100–109, New York, NY, USA, 2023. Association for Computing Machinery.
 - [35] A. Misra and A. D. Kshemkalyani. Causal ordering in the presence of byzantine processes. In *2022 IEEE 28th International Conference on Parallel and Distributed Systems (ICPADS)*, pages 130–138, 2023.
 - [36] A. Misra and A. D. Kshemkalyani. Byzantine-tolerant causal ordering for unicasts, multicasts, and broadcasts. *IEEE Transactions on Parallel*

- and Distributed Systems, 35(5):814–828, 2024.
- [37] A. Misra and A. D. Kshemkalyani. Solvability of byzantine fault-tolerant causal ordering: Synchronous systems case. In *Proceedings of the 39th ACM/SIGAPP Symposium on Applied Computing, SAC '24*, page 251–256, New York, NY, USA, 2024. Association for Computing Machinery.
 - [38] S. Nakamoto. Bitcoin: A peer-to-peer electronic cash system. 2009.
 - [39] AWS Nitro Enclaves. <https://aws.amazon.com/ec2/nitro/nitro-enclaves/>.
 - [40] B. M. Oki and B. H. Liskov. Viewstamped Replication: A New Primary Copy Method to Support Highly-Available Distributed Systems. In *Proceedings of the Seventh Annual ACM Symposium on Principles of Distributed Computing, PODC '88*, pages 8–17, Toronto, Ontario, Canada, 1988. Association for Computing Machinery.
 - [41] D. Ongaro and J. Ousterhout. In Search of an Understandable Consensus Algorithm. In *Proceedings of the 2014 USENIX Conference on USENIX Annual Technical Conference, USENIX ATC '14*, pages 305–320, Philadelphia, PA, 2014. USENIX Association.
 - [42] B. Parno, J. Howell, C. Gentry, and M. Raykova. Pinocchio: nearly practical verifiable computation. *Commun. ACM*, 59(2):103–112, jan 2016.
 - [43] Plonky2: Fast recursive arguments with PLONK and FRI. <https://github.com/0xPolygonZero/plonky2/blob/main/plonky2/plonky2.pdf>.
 - [44] L. Ramabaja. The bloom clock. arXiv 1905.13064, 2019.
 - [45] A. Schiper, J. Egli, and A. Sandoz. A new algorithm to implement causal ordering. In *Proceedings of the 3rd International Workshop on Distributed Algorithms*, page 219–232, Berlin, Heidelberg, 1989. Springer-Verlag.
 - [46] F. B. Schneider. Implementing Fault-Tolerant Services Using the State Machine Approach: A Tutorial. *ACM Comput. Surv.*, 22(4):299–319, Dec. 1990.
 - [47] schnorrkel rust library. <https://docs.rs/schnorrkel/latest/schnorrkel/>.
 - [48] R. Schwarz and F. Mattern. Detecting causal relationships in distributed computations: In search of the holy grail. *Distributed Computing*, 7(3):149–174, Mar. 1994.
 - [49] S. Setty, B. Braun, V. Vu, A. J. Blumberg, B. Parno, and M. Walfish. Resolving the conflict between generality and plausibility in verified computation. In *Proceedings of the 8th ACM European Conference on Computer Systems, EuroSys '13*, page 71–84, New York, NY, USA, 2013. Association for Computing Machinery.
 - [50] Intel software guard extensions. <https://www.intel.com/content/www/us/en/products/docs/accelerator-engines/software-guard-extensions.html>.
 - [51] S. W. Smith and J. Tygar. Signed vector timestamps: A secure protocol for partial order time. *CMU Technical Report*, Oct. 1991.
 - [52] Trusted execution environment. https://en.wikipedia.org/wiki/Trusted_execution_environment.
 - [53] D. B. Terry, M. M. Theimer, K. Petersen, A. J. Demers, M. J. Spreitzer, and C. H. Hauser. Managing update conflicts in bayou, a weakly connected replicated storage system. In *Proceedings of the Fifteenth ACM Symposium on Operating Systems Principles, SOSP '95*, page 172–182, New York, NY, USA, 1995. Association for Computing Machinery.
 - [54] A. Thomson, T. Diamond, S.-C. Weng, K. Ren, P. Shao, and D. J. Abadi. Calvin: Fast Distributed Transactions for Partitioned Database Systems. In *Proceedings of the 2012 ACM SIGMOD International Conference on Management of Data, SIGMOD '12*, pages 1–12, Scottsdale, Arizona, USA, 2012. Association for Computing Machinery.
 - [55] F. J. Torres-Rojas and M. Ahamad. Plausible Clocks: Constant Size Logical Clocks for Distributed Systems. *Distrib. Comput.*, 12(4):179–195, Sept. 1999. Place: Berlin, Heidelberg Publisher: Springer-Verlag.
 - [56] Trusted platform module. https://en.wikipedia.org/wiki/Trusted_Platform_Module.
 - [57] ARM TrustZone. <https://www.arm.com/technologies/trustzone-for-cortex-a>.
 - [58] G. S. Veronese, M. Correia, A. N. Bessani, L. C. Lung, and P. Verissimo. Efficient Byzantine Fault-Tolerance. *IEEE Transactions on Computers*, 62(1):16–30, 2013. MinBFT.
 - [59] S. A. Weil, S. A. Brandt, E. L. Miller, D. D. E. Long, and C. Maltzahn. Ceph: A Scalable, High-Performance Distributed File System. In *Proceedings of the 7th Symposium on Operating Systems Design and Implementation, OSDI '06*, pages 307–320, Seattle, Washington, 2006. USENIX Association.
 - [60] M. Yin, D. Malkhi, M. K. Reiter, G. G. Gueta, and I. Abraham. HotStuff: BFT Consensus with Linearity and Responsiveness. In *Proceedings of the 2019 ACM Symposium on Principles of Distributed Computing, PODC '19*, pages 347–356, Toronto ON, Canada, 2019. Association for Computing Machinery.
 - [61] H. Yu. Design and evaluation of a continuous consistency model for replicated services. In *Fourth Symposium on Operating Systems Design and Implementation (OSDI 2000)*, San Diego, CA, Oct. 2000. USENIX Association.
 - [62] Z. Yu, Y. Zhang, V. Braverman, M. Chowdhury, and X. Jin. Netlock: Fast, centralized lock management using programmable switches. In *Proceedings of the Annual Conference of the ACM Special Interest Group on Data Communication on the Applications, Technologies, Architectures, and Protocols for Computer Communication, SIGCOMM '20*, page 126–138, New York, NY, USA, 2020. Association for Computing Machinery.