

Transformers Learn Temporal Difference Methods for In-Context Reinforcement Learning

Jiuqi Wang*

University of Virginia
jiuqi@email.virginia.edu

Ethan Blaser*

University of Virginia
blaser@email.virginia.edu

Hadi Daneshmand

MIT LIDS/Boston University
hdanesh@mit.edu

Shangdong Zhang

University of Virginia
shangdong@virginia.edu

Abstract

In-context learning refers to the learning ability of a model during inference time without adapting its parameters. The input (i.e., prompt) to the model (e.g., transformers) consists of both a context (i.e., instance-label pairs) and a query instance. The model is then able to output a label for the query instance according to the context during inference. A possible explanation for in-context learning is that the forward pass of (linear) transformers implements iterations of gradient descent on the instance-label pairs in the context. In this paper, we prove by construction that transformers can also implement temporal difference (TD) learning in the forward pass, a phenomenon we refer to as in-context TD. We demonstrate the emergence of in-context TD after training the transformer with a multi-task TD algorithm, accompanied by theoretical analysis. Furthermore, we prove that transformers are expressive enough to implement many other policy evaluation algorithms in the forward pass, including residual gradient, TD with eligibility trace, and average-reward TD.

1 Introduction

In-context learning has emerged as one of the most remarkable abilities of large language models (Brown et al., 2020; Lieber et al., 2021; Rae et al., 2021; Black et al., 2022). In in-context learning, the input (i.e., prompt) to the model consists of both a context (i.e., instance-label pairs) and a query instance. The model then outputs a label for the query instance during inference (i.e., the forward pass). An example of the model input and output could be

$$\underbrace{5 \rightarrow \text{number}; a \rightarrow \text{letter}}_{\text{input}}; 6 \rightarrow \underbrace{\text{number}}_{\text{output}}, \quad (1)$$

where “ $5 \rightarrow \text{number}; a \rightarrow \text{letter}$ ” is the context consisting of two instance-label pairs and “6” is the query instance. Based on the context, the model (e.g., Team et al. (2023); Touvron et al. (2023); Achiam et al. (2023)) infers the label “number” for the query “6”. Remarkably, this entire process occurs during the model’s inference time without any adjustment to the model’s parameters. Understanding the mechanism behind in-context learning has recently garnered significant attention (Garg et al., 2022; Akyurek et al., 2023; von Oswald et al., 2023; Ahn et al., 2024).

The example in (1) illustrates a supervised learning problem. In the canonical machine learning framework (Bishop, 2006), this supervised learning problem is typically solved by first training a

*Equal contribution. The order is determined by tossing a fair coin.

classifier based on the instance-label pairs in the context using methods such as gradient descent, and then asking the classifier to predict the label for the query instance. Remarkably, [Akyürek et al. \(2023\)](#); [von Oswald et al. \(2023\)](#); [Ahn et al. \(2024\)](#) show that transformers are able to implement this gradient descent training process in their forward pass without adapting any of their parameters, providing a possible explanation for in-context learning.

Beyond supervised learning, intelligence involves sequential decision-making, where Reinforcement Learning (RL, [Sutton and Barto \(2018\)](#)) has emerged as a successful paradigm. Can transformers preform in-context RL during inference, and how? To address these questions, we start with a simple evaluation problem in a Markov Reward Process (MRP, [Puterman \(2014\)](#)). In an MRP, an agent transitions from state to state at every time step. We denote the sequence of states that the agent visits by (S_0, S_1, S_2, \dots) . At each state, the agent receives a reward. We denote the sequence of rewards that the agent receives along the way as $(r(S_0), r(S_1), r(S_2), \dots)$. The evaluation problem is to estimate the value function v , which computes for each state the expected total (discounted) rewards the agent will receive in the future. An example of the desired input-output could be

$$\underbrace{S_0 \rightarrow r(S_0); S_1 \rightarrow r(S_1); S_2 \rightarrow r(S_2); s \rightarrow v(s)}_{\text{input}} \quad \underbrace{}_{\text{output}}. \quad (2)$$

Remarkably, the above task is fundamentally different from supervised learning as the goal is to predict the value $v(s)$ and not the immediate reward $r(s)$. Moreover, the query state s is arbitrary and does not have to be S_3 . Temporal Difference learning (TD, [Sutton \(1988\)](#)) is the most widely used RL algorithm for solving such evaluation problems in (2). And it is well known that TD is *not* gradient descent ([Sutton and Barto, 2018](#)).

In this work, we make three main contributions. **First**, we prove by construction that transformers are expressive enough to implement TD in the forward pass, a phenomenon we refer to as *in-content TD*. In other words, transformers can solve problem (2) during inference time via in-context TD. Beyond the most straightforward TD, transformers can also implement many other policy evaluation algorithms, including residual gradient ([Baird, 1995](#)), TD with eligibility trace ([Sutton, 1988](#)), and average-reward TD ([Tsitsiklis and Roy, 1999](#)). In particular, to implement average-reward TD, transformers require the use of multi-head attention and over-parameterized prompts, e.g.,

$$\underbrace{S_0 \rightarrow r(S_0) \square; S_1 \rightarrow r(S_1) \square; S_2 \rightarrow r(S_2) \square; s \rightarrow v(s)}_{\text{input}} \quad \underbrace{}_{\text{output}}.$$

Here, “ \square ” acts as a dummy placeholder that the transformers will use as “memory” during inference. **Second**, we empirically demonstrate that by training transformers with TD on multiple randomly generated evaluation problems, in-context TD emerges. In other words, the learned transformer parameters closely match our construction in proofs. We call this training scheme *multi-task TD*. **Third**, we bridge the gap between our theories and empirical results by showing that for a single layer transformer, the transformer parameters required in the proof to implement in-context TD is in a subset of the invariant set of the training algorithm multi-task TD.

2 Background

Transformers and Linear Self-Attention. All vectors in this paper are column vectors. We denote the identity matrix in \mathbb{R}^n by I_n and an $m \times n$ all-zero matrix by $0_{m \times n}$. We use Z^\top to denote transpose of Z and use both $\langle x, y \rangle$ and $x^\top y$ to denote the inner product. Given a prompt $Z \in \mathbb{R}^{d \times n}$, standard single-head self-attention ([Vaswani et al., 2017](#)) processes the prompt by $\text{Attn}_{W_k, W_q, W_v}(Z) \doteq W_v Z \text{softmax}(Z^\top W_k^\top W_q Z)$, where $W_v \in \mathbb{R}^{d \times d}$, $W_k \in \mathbb{R}^{m \times d}$, and $W_q \in \mathbb{R}^{m \times d}$ represent the value, key and query weight matrices, respectively. The softmax function is applied to each row. Linear attention has recently drawn more attention ([Schlag et al., 2021](#); [von Oswald et al., 2023](#); [Ahn et al., 2024](#)), where the softmax function is replaced by an identity function. Given a prompt $Z \in \mathbb{R}^{(2d+1) \times (n+1)}$, we follow [Ahn et al. \(2024\)](#) and define linear self-attention as

$$\text{LinAttn}(Z; P, Q) \doteq P Z M (Z^\top Q Z), \quad (3)$$

where $P \in \mathbb{R}^{(2d+1) \times (2d+1)}$ and $Q \in \mathbb{R}^{(2d+1) \times (2d+1)}$ are parameters and $M \in \mathbb{R}^{(n+1) \times (n+1)}$ is a *fixed* mask of the input matrix Z , defined as

$$M \doteq \begin{bmatrix} I_n & 0_{n \times 1} \\ 0_{1 \times n} & 0 \end{bmatrix}. \quad (4)$$

Note that we can view P and Q as reparameterizations of the original weight matrices for simplifying presentation. The mask M is introduced for in-context learning, following [Ahn et al. \(2024\)](#), to designate the last column of Z as the query and the first n columns as the context. We use this fixed mask in most of this work. However, the linear self-attention mechanism can be altered using a different mask M' , when necessary, by defining $\text{LinAttn}(Z; P, Q, M') = PZM'(Z^\top QZ)$. In an L -layer transformer with parameters $\{(P_l, Q_l)\}_{l=0, \dots, L-1}$, the input Z_0 evolves layer by layer as

$$Z_{l+1} \doteq Z_l + \frac{1}{n} \text{LinAttn}_{P_l, Q_l}(Z_l) = Z_l + \frac{1}{n} P_l Z_l M (Z_l^\top Q_l Z_l). \quad (5)$$

Here $\frac{1}{n}$ is a normalization factor simplifying presentation. We follow the convention in [von Oswald et al. \(2023\)](#); [Ahn et al. \(2024\)](#) and use

$$\text{TF}_L(Z_0; \{P_l, Q_l\}_{l=0, 1, \dots, L-1}) \doteq -Z_L[2d+1, n+1] \quad (6)$$

to denote the output of the L -layer transformer, given an input Z_0 . Note that $Z_l[2d+1, n+1]$ is the bottom-right element of Z_l .

In-Context Supervised Learning as Gradient Descent. A linear regression task can be represented by an instance distribution $d_{\mathcal{X}}$ and a ground truth weight w_* . A training set $\{(x^{(i)} \in \mathbb{R}^{2d}, y^{(i)} \in \mathbb{R})\}_{i=1, \dots, n}$ is usually constructed by sampling n instances $\{x^{(i)}\}$ from $d_{\mathcal{X}}$ in an i.i.d. manner and constructing the targets as $y^{(i)} \doteq w_*^\top x^{(i)}$. For a new instance $x^{(n+1)}$ sampled from $d_{\mathcal{X}}$, the goal is to predict the correct target $y^{(n+1)}$. To demonstrate in-context learning, one constructs a prompt matrix as $Z_0 \doteq \begin{bmatrix} x^{(1)} & \dots & x^{(n)} & x^{(n+1)} \\ y^{(1)} & \dots & y^{(n)} & 0 \end{bmatrix}$, where the bottom right zero reflects that the target for $x^{(n+1)}$ is unknown. The L -layer transformer is trained via gradient descent to minimize the following in-context loss

$$\mathbb{E}_{(d_{\mathcal{X}}, w_*) \sim d_{\text{task}}, Z_0 \sim d_{\mathcal{X}}} [(\text{TF}_L(Z_0; \{P_l, Q_l\}_{l=0, 1, \dots, L-1}) - w_*^\top x^{(n+1)})^2], \quad (7)$$

where we have assumed that there is a distribution d_{task} over such regression tasks. When a new regression task $(d_{\mathcal{X}}^{\text{test}}, w_*^{\text{test}})$ is sampled from d_{task} and a new input Z_0^{test} is constructed, the trained transformer, using Z_0^{test} as input, approximates the target $\langle x^{(n+1), \text{test}}, w_*^{\text{test}} \rangle$. This is a form of meta-learning ([Vilalta and Drissi, 2002](#)). Surprisingly, the transformer’s ability to achieve this stems from its implementation of gradient descent *within* its forward pass. As proved by [Ahn et al. \(2024\)](#), by minimizing the in-context loss in (7), we may end up with a transformer parameterized by, say $\{(P_l^*, Q_l^*)\}_{l=0, \dots, L-1}$, that has the following remarkable effect. Feeding the prompt Z_0 into this L -layer transformer, we get Z_1, \dots, Z_L following (5). We denote the right bottom element of Z_l as $y_l^{(n+1)}$. [Ahn et al. \(2024\)](#) then prove that for $l = 0, 1, \dots, L$, we have $y_l^{(n+1)} = -w_l^\top x^{(n+1)}$, where $w_{l+1} \doteq w_l + \frac{1}{n} \sum_{i=1}^n (y^{(i)} - w_l^\top x^{(i)}) x^{(i)}$ with $w_0 = 0$. This sequence $\{w_l\}$ mirrors that produced by running gradient descent on the demonstrations $\{(x^{(i)}, y^{(i)})\}$ to minimize the squared loss $\frac{1}{n} \sum_{i=1}^n (y^{(i)} - w^\top x^{(i)})^2$. In other words, unrolling this transformer layer by layer is equivalent to performing gradient descent iteration by iteration.

Reinforcement Learning. We consider an infinite horizon Markov Decision Process (MDP, [Puterman \(2014\)](#)) with a finite state space \mathcal{S} , a finite action space \mathcal{A} , a reward function $r_{\text{MDP}} : \mathcal{S} \times \mathcal{A} \rightarrow \mathbb{R}$, a transition function $p_{\text{MDP}} : \mathcal{S} \times \mathcal{S} \times \mathcal{A} \rightarrow [0, 1]$, a discount factor $\gamma \in [0, 1]$, and an initial distribution $p_0 : \mathcal{S} \rightarrow [0, 1]$. An initial state S_0 is sampled from p_0 . At a time t , an agent at a state S_t takes an action $A_t \sim \pi(\cdot | S_t)$, where $\pi : \mathcal{A} \times \mathcal{S} \rightarrow [0, 1]$ is the policy being followed by the agent, receives a reward $R_{t+1} \doteq r_{\text{MDP}}(S_t, A_t)$, and transitions to a successor state $S_{t+1} \sim p_{\text{MDP}}(\cdot | S_t, A_t)$. If the policy π is fixed, the MDP can be simplified to a Markov Reward Process (MRP) where transitions and rewards are determined solely by the current state: $S_{t+1} \sim p(\cdot | S_t)$ with $R_{t+1} \doteq r(S_t)$. Here $p(s' | s) \doteq \sum_a \pi(a | s) p_{\text{MDP}}(s' | s, a)$ and $r(s) \doteq \sum_a \pi(a | s) r_{\text{MDP}}(s, a)$. In this work, we consider the policy evaluation problem where the policy π is fixed. So it suffices to consider only an MRP represented by the tuple (p_0, p, r) , and trajectories $(S_0, R_1, S_1, R_2, \dots)$ sampled from it. The value function of this MRP is defined as $v(s) \doteq \mathbb{E}[\sum_{i=t+1}^{\infty} \gamma^{i-t-1} R_i | S_t = s]$. Estimating the value function v is one of the fundamental tasks in RL. To this end, one can consider a linear architecture. Let $\phi : \mathcal{S} \rightarrow \mathbb{R}^d$ be the feature function. The goal is then to find a weight vector $w \in \mathbb{R}^d$ such that for each s , the estimated value $\hat{v}(s; w) \doteq w^\top \phi(s)$ approximates $v(s)$. TD is a prevalent method for learning this weight vector, which updates w iteratively as

$$w_{t+1} = w_t + \alpha_t (R_{t+1} + \gamma \hat{v}(S_{t+1}; w_t) - \hat{v}(S_t; w_t)) \nabla \hat{v}(S_t; w_t)$$

$$= w_t + \alpha_t (R_{t+1} + \gamma w_t^\top \phi(S_{t+1}) - w_t^\top \phi(S_t)) \phi(S_t), \quad (8)$$

where $\{\alpha_t\}$ is a sequence of learning rates. Notably, TD is not a gradient descent algorithm. It is instead considered as a *semi-gradient* algorithm because the gradient is only taken with respect to $\hat{v}(S_t; w_t)$ and does not include the dependence on $\hat{v}(S_{t+1}; w_t)$ (Sutton and Barto, 2018). Including this dependency modifies the update to

$$w_{t+1} = w_t + \alpha_t (R_{t+1} + \gamma w_t^\top \phi(S_{t+1}) - w_t^\top \phi(S_t)) (\phi(S_t) - \gamma \phi(S_{t+1})), \quad (9)$$

known as the (naive version of) residual gradient method (Baird, 1995).² The update in (8) is also called TD(0) – a special case of the TD(λ) algorithm (Sutton, 1988). TD(λ) employs an eligibility trace that accumulates the gradients as $e_{-1} \doteq 0$, $e_t \doteq \gamma \lambda e_{t-1} + \phi(S_t)$ and updates w iteratively as

$$w_{t+1} = w_t + \alpha_t (R_{t+1} + \gamma w_t^\top \phi(S_{t+1}) - w_t^\top \phi(S_t)) e_t.$$

The hyperparameter λ controls the decay rate of the trace. If $\lambda = 0$, we recover (8). On the other end with $\lambda = 1$, it is known that TD(λ) recovers Monte Carlo (Sutton, 1988). Another important setting in RL is the average-reward setting (Puterman, 2014; Sutton and Barto, 2018), focusing on the rate of receiving rewards, without using a discount factor γ . The average reward \bar{r} is defined as $\bar{r} \doteq \lim_{T \rightarrow \infty} \frac{1}{T} \sum_{t=1}^T \mathbb{E}[R_t]$. Similar to the value function in the discounted setting, a differential value function $\bar{v}(s)$ is defined for the average-reward setting as $\bar{v}(s) \doteq \mathbb{E}[\sum_{i=t+1}^{\infty} (R_i - \bar{r}) | S_t = s]$. One can similarly estimate $\bar{v}(s)$ using a linear architecture with a vector w as $w^\top \phi(s)$. Average-reward TD (Tsitsiklis and Roy, 1999) updates w iteratively as

$$w_{t+1} = w_t + \alpha_t (R_{t+1} - \bar{r}_{t+1} + w_t^\top \phi(S_{t+1}) - w_t^\top \phi(S_t)) \phi(S_t),$$

where $\bar{r}_t \doteq \frac{1}{t} \sum_{i=1}^t R_i$ is the empirical average of the received reward.

3 Transformers Can Implement In-Context TD(0)

In this section, we prove that transformers are expressive enough to implement TD(0) in its forward pass. Given a trajectory $(S_0, R_1, S_1, R_2, S_2, R_3, S_3, R_4, \dots, S_n)$ sampled from an MRP, using as shorthand $\phi_i \doteq \phi(S_i)$, we define for $l = 0, 1, \dots, L-1$

$$Z_0 = \begin{bmatrix} \phi_0 & \dots & \phi_{n-1} & \phi_n \\ \gamma \phi_1 & \dots & \gamma \phi_n & 0 \\ R_1 & \dots & R_n & 0 \end{bmatrix}, P_l^{\text{TD}} \doteq \begin{bmatrix} 0_{2d \times 2d} & 0_{2d \times 1} \\ 0_{1 \times 2d} & 1 \end{bmatrix}, Q_l^{\text{TD}} \doteq \begin{bmatrix} -C_l^\top & C_l^\top & 0_{d \times 1} \\ 0_{d \times d} & 0_{d \times d} & 0_{d \times 1} \\ 0_{1 \times d} & 0_{1 \times d} & 0 \end{bmatrix}. \quad (10)$$

Here $Z_0 \in \mathbb{R}^{(2d+1) \times (n+1)}$ is the prompt matrix, $C_l \in \mathbb{R}^{d \times d}$ is an arbitrary matrix, and $\{(P_l^{\text{TD}}, Q_l^{\text{TD}})\}_{l=0,1,\dots,L-1}$ are the parameters of the L -layer transformer. We then have

Theorem 1 (Forward pass as TD(0)). *Consider the L -layer linear transformer following (5), using the mask (4), parameterized by $\{P_l^{\text{TD}}, Q_l^{\text{TD}}\}_{l=0,\dots,L-1}$ in (10). Let $y_l^{(n+1)}$ be the bottom right element of the l -th layer’s output, i.e., $y_l^{(n+1)} \doteq Z_l[2d+1, n+1]$. Then, it holds that $y_l^{(n+1)} = -\langle \phi_n, w_l \rangle$, where $\{w_l\}$ is defined as $w_0 = 0$ and*

$$w_{l+1} = w_l + \frac{1}{n} C_l \sum_{j=0}^{n-1} (R_{j+1} + \gamma w_l^\top \phi_{j+1} - w_l^\top \phi_j) \phi_j. \quad (11)$$

The proof is in Appendix A.1 and with numerical verification in Appendix E as a sanity check. Notably, Theorem 1 holds for any C_l . In particular, if $C_l = \alpha_l I$, then the update (11) becomes a batch version of TD(0) in (8). For a general C_l , the update (11) can be regarded as preconditioned batch TD(0) (Yao and Liu, 2008). Theorem 1 precisely demonstrates that transformers are expressive enough to implement iterations of TD in its forward pass. We call this *in-context TD*. It should be noted that although the construction of Z_0 in (10) uses ϕ_n as the query state for conceptual clarity, any arbitrary state $s \in \mathcal{S}$ can serve as the query state and Theorem 1 still holds. In other words, by replacing ϕ_n with $\phi(s)$, the transformer will then estimate $v(s)$. Notably, if the transformer has only one layer, i.e., $L = 1$, there are other parameter configurations that can also implement in-context TD(0).

²This is a naive version because the update does not account for the double sampling issue. We refer the reader to Chapter 11 of Sutton and Barto (2018) for detailed discussion.

Corollary 1. Consider the 1-layer linear transformer following (5), using the mask (4). Consider the following parameters

$$P_0^{TD} \doteq \begin{bmatrix} 0_{2d \times 2d} & 0_{2d \times 1} \\ 0_{1 \times 2d} & 1 \end{bmatrix}, Q_0^{TD} \doteq \begin{bmatrix} -C_l^\top & 0_{d \times d} & 0_{d \times 1} \\ 0_{d \times d} & 0_{d \times d} & 0_{d \times 1} \\ 0_{1 \times d} & 0_{1 \times d} & 0 \end{bmatrix} \quad (12)$$

Then, it holds that $y_1^{(n+1)} = -\langle \phi_n, w_1 \rangle$, where w_1 is defined as

$$w_1 = w_0 + \frac{1}{n} C_l \sum_{j=0}^{n-1} (R_{j+1} + \gamma w_0^\top \phi_{j+1} - w_0^\top \phi_j) \phi_j \quad \text{with } w_0 = 0.$$

The proof is in Appendix A.2. An observant reader may notice that this corollary holds primarily because $w_0 = 0$, making it a unique result for $L = 1$. Nevertheless, this special case helps understand a few empirical and theoretical results below.

4 Transformers Do Implement In-Context TD(0)

It has been observed that in-context gradient descent emerges during the minimization of the in-context regression loss (7) via gradient descent. In this section, we demonstrate the emergence of in-context TD both theoretically and empirically.

Multi-Task Temporal Difference Learning. The in-context regression loss essentially trains the transformer with multiple regression tasks. Inspired by this, we propose to train the transformer with multiple evaluation tasks from multiple MRPs. Recall, an MRP is defined by the tuple (p_0, p, r) . For the evaluation problem, the feature function ϕ also matters. We therefore define an evaluation task to be the tuple (p_0, p, r, ϕ) . Assuming a distribution d_{task} over these tuples, we sample evaluation tasks from this distribution. For each sampled task, we apply TD to train the transformer to solve the corresponding evaluation problem, as described in the following multi-task TD algorithm (Algorithm 1).

Algorithm 1: Multi-Task Temporal Difference Learning

- 1: **Input:** context length n , MRP sample length τ , number of training MRPs k , learning rate α , discount factor γ , transformer parameters $\theta \doteq \{P_l, Q_l\}_{l=0,1,\dots,L-1}$
 - 2: **for** $i \leftarrow 1$ **to** k **do**
 - 3: Sample (p_0, p, r, ϕ) from d_{task} // see, e.g., Algorithm 2 in Appendix B
 - 4: Sample $(S_0, R_1, S_1, R_2, \dots, S_\tau, R_{\tau+1}, S_{\tau+1})$ from the MRP (p_0, p, r)
 - 5: **for** $t = 0, \dots, \tau - n - 1$ **do**
 - 6: $Z_0 \leftarrow \begin{bmatrix} \phi_t & \cdots & \phi_{t+n-1} & \phi_{t+n+1} \\ \gamma \phi_{t+1} & \cdots & \gamma \phi_{t+n} & 0 \\ R_{t+1} & \cdots & R_{t+n} & 0 \end{bmatrix}, Z'_0 \leftarrow \begin{bmatrix} \phi_{t+1} & \cdots & \phi_{t+n} & \phi_{t+n+2} \\ \gamma \phi_{t+2} & \cdots & \gamma \phi_{t+n+1} & 0 \\ R_{t+2} & \cdots & R_{t+n+1} & 0 \end{bmatrix}$
 - 7: $\theta \leftarrow \theta + \alpha (R_{t+n+2} + \gamma \text{TF}_L(Z'_0; \theta) - \text{TF}_L(Z_0; \theta)) \nabla_\theta \text{TF}_L(Z_0; \theta)$ // TD
 - 8: **end for**
 - 9: **end for**
-

Recall that $\text{TF}_L(Z_0; \theta)$ and $\text{TF}_L(Z'_0; \theta)$ are intended to estimate $v(S_{t+n+1})$ and $v(S_{t+n+2})$ respectively. So Algorithm 1 essentially applies TD using $(S_{t+n+1}, R_{t+n+2}, S_{t+n+2})$ to train the transformer. Ideally, when a new prompt Z_{test} is constructed using a trajectory from a new evaluation task $(p_0, p, r, \phi)_{\text{test}} \sim d_{\text{task}}(\cdot)$, we would like the predicted value $\text{TF}_L(Z_{\text{test}}; \theta)$ with θ from Algorithm 1 to be close to the value of the query state in Z_{test} . This problem is a multi-task meta-learning problem, a well-explored area with many existing methodologies (Beck et al., 2023). However, the unique and significant aspect of our work is the demonstration that in-context TD emerges in the learned transformer, providing a novel *explanation* for how the model solves the problem.

Theoretical Analysis. The problem that Algorithm 1 aims to solve is highly non-convex and non-linear (the linear transformer is still a nonlinear function). We analyze a simplified version of Algorithm 1 and leave the treatment to the full version for future work. In particular, we study the single layer case with $L = 1$ and let $\theta \doteq (P_0, Q_0)$ be the parameters of the single-layer transformer. We consider expected updates, i.e.,

$$\theta_{k+1} = \theta_k + \alpha_k \Delta(\theta_k) \quad \text{with } \Delta(\theta) \doteq \mathbb{E} [(R + \gamma \text{TF}_1(Z'_0, \theta) - \text{TF}_1(Z_0, \theta)) \nabla \text{TF}_1(Z_0, \theta)]. \quad (13)$$

Here the expectation integrates both the randomness in sampling (p_0, p, r, ϕ) from d_{task} and the randomness in constructing (R, Z_0, Z'_0) thereafter. We sample $(S_0, R_1, S_1, \dots, S_{n+1}, R_{n+2}, S_{n+2})$ following (p_0, p, r) and construct using shorthand $\phi_i \doteq \phi(S_i)$

$$Z_0 \doteq \begin{bmatrix} \phi_0 & \dots & \phi_{n-1} & \phi_{n+1} \\ \gamma\phi_1 & \dots & \gamma\phi_n & 0 \\ R_1 & \dots & R_n & 0 \end{bmatrix}, Z'_0 \doteq \begin{bmatrix} \phi_1 & \dots & \phi_n & \phi_{n+2} \\ \gamma\phi_2 & \dots & \gamma\phi_{n+1} & 0 \\ R_2 & \dots & R_{n+1} & 0 \end{bmatrix}, R \doteq R_{n+2}. \quad (14)$$

The structure of Z_0 and Z'_0 is similar to those in Algorithm 1. The main difference is that we do not use the sliding window. We recall that (p_0, p, r, ϕ) are random variables with joint distribution d_{task} . Here, ϕ is essentially a random matrix taking value in $\mathbb{R}^{d \times |S|}$, represented as, $\phi = [\phi(s)]_{s \in S}$. We use \triangleq to denote “equal in distribution” and make the following assumptions.

Assumption 4.1. *The random matrix ϕ is independent of (p_0, p, r) .*

Assumption 4.2. $\Pi\phi \triangleq \phi, \Lambda\phi \triangleq \phi$, where Π is any d -dimensional permutation matrix and Λ is any diagonal matrix in \mathbb{R}^d where each diagonal element of Λ can only be -1 or 1 .

Those assumptions are easy to satisfy. For example, as long as the elements of the random matrix ϕ are i.i.d. from a symmetric distribution centered at zero, e.g., a uniform distribution on $[-1, 1]$, then both assumptions hold. We say a set Θ is an invariant set of (13) if for any $k, \theta_k \in \Theta \implies \theta_{k+1} \in \Theta$. Define

$$\theta_*(\eta, c, c') \doteq \left(P_0 = \begin{bmatrix} 0_{2d \times 2d} & 0_{2d \times 1} \\ 0_{1 \times 2d} & \eta \end{bmatrix}, Q_0 = \begin{bmatrix} cI_d & 0_{d \times d} & 0_{d \times 1} \\ c'I_d & 0_{d \times d} & 0_{d \times 1} \\ 0_{1 \times d} & 0_{1 \times d} & 0 \end{bmatrix} \right).$$

Theorem 2. *Let Assumptions 4.1 and 4.2 hold. For the (14) construction of (R, Z_0, Z'_0) , then $\Theta_* \doteq \{\theta_*(\eta, c, c') | \eta, c, c' \in \mathbb{R}\}$ is an invariant set of (13).*

The proof is in Appendix A.3. Theorem 2 demonstrates that once θ_k enters Θ_* at some k , it can never leave, i.e., Θ_* is a candidate set that the update (13) can possibly converge to. Consider a subset $\Theta'_* \subset \Theta_*$ with a stricter constraint $c' = 0$, i.e., $\Theta'_* \doteq \{\theta_*(\eta, c, 0) | \eta, c \in \mathbb{R}\}$. Corollary 1 then confirms that all parameters in Θ'_* implement in-context TD. That being said, whether (13) is guaranteed to converge to Θ_* , or further to Θ'_* , is left for future work.

Empirical Analysis. We now empirically study Algorithm 1. To this end, we construct d_{task} based on Boyan’s chain (Boyan, 1999), a canonical environment for diagnosing RL algorithms. We keep the structure of Boyan’s chain but randomly generate initial distributions p_0 , transition probabilities p , reward functions r , and the feature function ϕ . Details of this random generation process are provided in Algorithm 2 with Figure 2 visualizing Boyan’s chain, both in Appendix B.

For the linear transformer specified in (5), we first consider the autoregressive case following (Akyürek et al., 2023; von Oswald et al., 2023), where all the transformer layers share the same parameters, i.e., $P_l \equiv P_0$ and $Q_l \equiv Q_0$ for $l = 0, 1, \dots, L-1$. We consider a three layer transformer ($L = 3$). Importantly, all elements of P_0 and Q_0 are equally trainable – we did not force any element of P_0 and Q_0 to be 0. We then run Algorithm 1 with Boyan’s chain based evaluation tasks (i.e., d_{task}) to train this autoregressive transformer. The dimension of the feature is $d = 4$ (i.e., $\phi(s) \in \mathbb{R}^4$). Other hyperparameters of Algorithm 1 are specified in Appendix C.1.

Figure 1a visualizes the final learned P_0 and Q_0 by Algorithm 1 after 4000 MRPs (i.e., $k = 4000$), which closely match our specifications P^{TD} and Q^{TD} in (10) with $C_l = I_d$. In Figure 1b, we visualize the element-wise learning progress of P_0 and Q_0 . We observe that the bottom right element of P_0 increases (the $P_0[-1, -1]$ curve) while the average absolute value of all other elements remain close to zero (the “Avg Abs Others” curve), closely aligning with P^{TD} up to some scaling factor. Furthermore, the trace of the upper left $d \times d$ block of Q_0 approaches $-d$ (the $\text{tr}(Q_0[:d, :d])$ curve), and the trace of the upper right block (excluding the last column) approaches d (the $\text{tr}(Q_0[:d, d:2d])$ curve). Meanwhile, the average absolute value of all the other elements in Q_0 remain near zero, aligning with Q^{TD} using $C_l = I_d$ up to some scaling factor.

More empirical analysis is provided in the Appendix. In particular, besides showing the parameter-wise convergence in Figure 1, we also use other metrics including value difference, implicit weight similarity, and sensitivity similarity, inspired by von Oswald et al. (2023); Akyürek et al. (2023), to examine the learned transformer. We also study **normal transformers without parameter sharing**

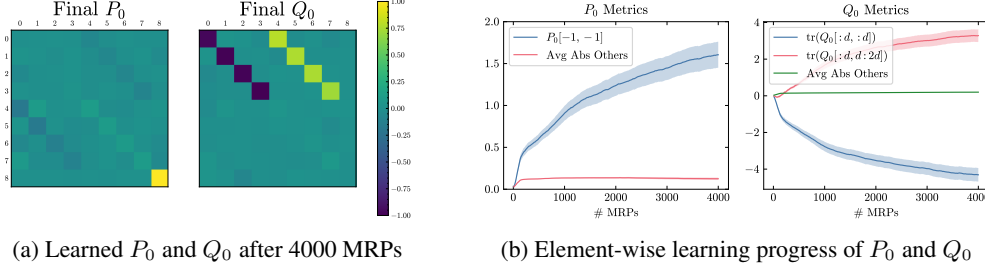


Figure 1: Visualization of the learned transformers and the learning progress. Both (a) and (b) are averaged across 30 seeds and the shaded region in (b) denotes the standard errors. Since P_0 and Q_0 are in the same product in (3), the algorithm can rescale both or flip the sign of both, but still end up with exactly the same transformer. Therefore, to make sure the visualization are informative, we rescale P_0 and Q_0 properly first before visualization. See Appendix C.1.1 for details.

(Appendix C.3), as well as **different choices of hyperparameters** in Algorithm 1. Furthermore, we empirically investigate the original **softmax-based transformers** (Appendix D). The overall conclusion is the same – in-context TD emerges in the transformers learned by Algorithm 1. Notably, Theorem 1 and Corollary 1 suggests that for $L = 1$, there are two distinct ways to implement in-context TD (i.e., (10) v.s. (12)). Our empirical results in Appendix C.2 show that Algorithm 1 ends up with (12) in Corollary 1 for $L = 1$, aligning well with Theorem 2. For $L = 2, 3, 4$, Algorithm 1 always ends up with (10) in Theorem 1, as shown in Figure 3 in Appendix C.2. We also empirically observed that for in-context TD to emerge, the task distribution d_{task} has to be “difficult” enough. For example, if (p_0, p) or ϕ are always fixed, we did not observe the emergence of in-context TD.

5 Transformers Can Implement More RL Algorithms

In this section, we prove that transformers are expressive enough to implement three additional well-known RL algorithms in the forward pass. We warm up with the (naive version of) residual gradient (RG). We then move to the more difficult TD(λ). This section culminates with average-reward TD, which requires multi-head linear attention and memory within the prompt. We do note that whether those three RL algorithms will emerge after training is left for future work.

Residual Gradient. The construction of RG is an easy extension of Theorem 1. We define

$$P_l^{\text{RG}} = P_l^{\text{TD}}, Q_l^{\text{RG}} \doteq \begin{bmatrix} -C_l^\top & C_l^\top & 0_{d \times 1} \\ C_l^\top & -C_l^\top & 0_{d \times 1} \\ 0_{1 \times d} & 0_{1 \times d} & 0 \end{bmatrix} \in \mathbb{R}^{(2d+1) \times (2d+1)}. \quad (15)$$

Corollary 2 (Forward pass as Residual Gradient). *Consider the L -layer linear transformer following (5), using the mask (4), parameterized by $\{P_l^{\text{RG}}, Q_l^{\text{RG}}\}_{l=0, \dots, L-1}$ in (15). Define $y_l^{(n+1)} \doteq Z_l[2d + 1, n + 1]$. Then, it holds that $y_l^{(n+1)} = -\langle \phi_n, w_l \rangle$, where $\{w_l\}$ is defined as $w_0 = 0$ and*

$$w_{l+1} = w_l + \frac{1}{n} C_l \sum_{j=0}^{n-1} (R_{j+1} + \gamma w_l^\top \phi_{j+1} - w_l^\top \phi_j) (\phi_j - \gamma \phi_{j+1}). \quad (16)$$

The proof is in A.4 with numerical verification in Appendix E as a sanity check. Again, if $C_l \doteq \alpha_l I_d$, then (16) can be regarded as a batch version of (9). For a general C_l , it is then preconditioned batch RG. Notably, Figure 1 empirically demonstrates that Algorithm 1 eventually ends up with in-context TD instead of in-context RG. This matches the conventional wisdom in the RL community that TD is usually superior to the naive RG (see, e.g., Zhang et al. (2020) and references therein).

TD(λ). Incorporating eligibility traces is an important extension of TD(0). We now demonstrate that by using a different mask, transformers are able to implement in-context TD(λ). We define

$$M^{\text{TD}(\lambda)} \doteq \begin{bmatrix} 1 & 0 & 0 & 0 & \cdots & 0 & 0 \\ \lambda & 1 & 0 & 0 & \cdots & 0 & 0 \\ \vdots & \vdots & \vdots & \vdots & \ddots & \vdots & \vdots \\ \lambda^{n-1} & \lambda^{n-2} & \lambda^{n-3} & \lambda^{n-4} & \cdots & 1 & 0 \\ 0 & 0 & 0 & 0 & \cdots & 0 & 0 \end{bmatrix} \in \mathbb{R}^{(n+1) \times (n+1)}. \quad (17)$$

Notably, if $\lambda = 0$, the above mask for $\text{TD}(\lambda)$ recovers the mask for $\text{TD}(0)$ in (4).

Corollary 3 (Forward pass as $\text{TD}(\lambda)$). *Consider the L -layer linear transformer parameterized by $\{P_l^{\text{TD}}, Q_l^{\text{TD}}\}_{l=0, \dots, L-1}$ as specified in (10) with the input mask used in (5) being $M^{\text{TD}(\lambda)}$ in (17).*

Define $y_l^{(n+1)} \doteq Z_l[2d+1, n+1]$. Then, it holds that $y_l^{(n+1)} = -\langle \phi_n, w_l \rangle$ where $\{w_l\}$ is defined with $w_0 = 0, e_0 = 0, e_j = \lambda e_{j-1} + \phi_j$, and

$$w_{k+1} = w_k + \frac{1}{n} C_k \sum_{i=0}^{n-1} (r_{i+1} + \gamma w_k^\top \phi_{i+1} - w_k^\top \phi_i) e_i.$$

The proof is in A.5 with numerical verification in Appendix E as a sanity check.

Average-Reward TD. We now demonstrate that transformers are expressive enough to implement in-context average-reward TD. Different from $\text{TD}(0)$, average-reward TD exhibits additional challenges in that it updates two estimates (i.e., w_t and \bar{r}_t) in parallel. To account for this challenge, we use two additional mechanisms beyond the naive single-head linear transformer. Namely, we allow additional “memory” in the prompt and consider two-head linear transformers. Given a trajectory $(S_0, R_1, S_1, R_2, S_3, R_4, \dots, S_n)$ sampled from an MRP, we construct the prompt matrix Z_0 as

$$Z_0 = \begin{bmatrix} \phi_0 & \dots & \phi_{n-1} & \phi_n \\ \phi_1 & \dots & \phi_n & 0 \\ R_1 & \dots & R_n & 0 \\ 0 & \dots & 0 & 0 \end{bmatrix} \in \mathbb{R}^{(2d+2) \times (n+1)}.$$

Notably, the last row of zeros is the “memory”, which is used by the transformer to store some intermediate quantities during the inference time. We then define the transformer parameters and masks as

$$P_l^{\overline{\text{TD}},(1)} \doteq \begin{bmatrix} 0_{2d \times 2d} & 0_{2d \times 1} & 0_{2d \times 1} \\ 0_{1 \times 2d} & 1 & 0 \\ 0_{1 \times 2d} & 0 & 0 \end{bmatrix}, P_l^{\overline{\text{TD}},(2)} \doteq \begin{bmatrix} 0_{2d \times 2d} & 0_{2d \times 1} & 0_{2d \times 1} \\ 0_{1 \times 2d} & 0 & 0 \\ 0_{1 \times 2d} & 0 & 1 \end{bmatrix}, \quad (18)$$

$$Q_l^{\overline{\text{TD}}} \doteq \begin{bmatrix} -C_l^\top & C_l^\top & 0_{d \times 2} \\ 0_{d \times d} & 0_{d \times d} & 0_{d \times 2} \\ 0_{2 \times d} & 0_{2 \times d} & 0_{2 \times 2} \end{bmatrix}, W_l \doteq \begin{bmatrix} 0_{2d \times 2d} & 0_{2d \times 1} & 0_{2d \times (2d+2)} & 0_{2d \times 1} \\ 0_{1 \times 2d} & 1 & 0_{1 \times (2d+2)} & 1 \end{bmatrix}, \quad (19)$$

$$M^{\overline{\text{TD}},(2)} \doteq \begin{bmatrix} I_n & 0_{n \times 1} \\ 0_{1 \times n} & 0 \end{bmatrix}, M^{\overline{\text{TD}},(1)} \doteq (I_{n+1} - U_{n+1} \text{diag}([1 \quad \frac{1}{2} \quad \dots \quad \frac{1}{n+1}])) M^{\overline{\text{TD}},(2)}, \quad (20)$$

where $C_l \in \mathbb{R}^{d \times d}$ is again an arbitrary matrix, U_{n+1} is the $(n+1) \times (n+1)$ upper triangle matrix where all the nonzero elements are 1, and $\text{diag}(x)$ constructs a diagonal matrix with the diagonal entry being x . Here, $\{P_l^{\overline{\text{TD}},(1)}, Q_l^{\overline{\text{TD}}}\}$ are the parameters of the first attention heads, with the input mask being $M^{\overline{\text{TD}},(1)}$. $\{P_l^{\overline{\text{TD}},(2)}, Q_l^{\overline{\text{TD}}}\}$ are the parameters of the second attention heads, with the input mask being $M^{\overline{\text{TD}},(2)}$. The two heads coincide on some parameters. W_l is the affine transformation that combines the embeddings from the two attention heads. Define the two-head linear-attention as

$$\text{TwoHead}(Z; P, Q, M, P', Q', M', W) \doteq W \begin{bmatrix} \text{LinAttn}(Z; P, Q, M) \\ \text{LinAttn}(Z; P', Q', M') \end{bmatrix}.$$

The L -layer transformer we are interested in is then given by

$$Z_{l+1} \doteq Z_l + \frac{1}{n} \text{TwoHead}(Z_l; P_l^{\overline{\text{TD}},(1)}, Q_l^{\overline{\text{TD}}}, M^{\overline{\text{TD}},(1)}, P_l^{\overline{\text{TD}},(2)}, Q_l^{\overline{\text{TD}}}, M^{\overline{\text{TD}},(2)}, W_l). \quad (21)$$

Theorem 3 (Forward pass as average-reward TD). *Consider the L -layer transformer in (21). Let $h_l^{(n+1)}$ be the bottom-right element of the l -th layer output, i.e., $h_l^{(n+1)} \doteq Z_l[2d+2, n+1]$. Then, it holds that $h_l^{(n+1)} = -\langle \phi_n, w_l \rangle$ where $\{w_l\}$ is defined as $w_0 = 0$,*

$$w_{l+1} = w_l + \frac{1}{n} C_l \sum_{j=1}^n (R_j - \bar{r}_j + w_l^\top \phi_j - w_l^\top \phi_{j-1}) \phi_{j-1}$$

for $l = 0, \dots, L-1$, where $\bar{r}_j \doteq \frac{1}{j} \sum_{k=1}^j R_k$.

The proof is in A.6 with numerical verification in Appendix E as a sanity check.

6 Related Works

In-Context Learning. Understanding in-context learning empirically and theoretically has recently emerged as an active research area (Garg et al., 2022; Akyürek et al., 2023; von Oswald et al., 2023; Zhao et al., 2023; Allen-Zhu and Li, 2023; Zhang et al., 2023; Mahankali et al., 2023; Ahn et al., 2024), building on prior research demonstrating that neural networks are able to implement algorithms. (Siegelmann and Sontag, 1992; Graves et al., 2014; Jastrzębski et al., 2017). This work advances this line of research by demonstrating **how transformers implement in-context TD**, accompanied by a **theoretical understanding of its emergence**.

In-Context Reinforcement Learning. Existing research on in-context RL predominantly adopts a *policy-based* approach, often relying on *supervised pre-training* (Laskin et al., 2022; Raparthy et al., 2023; Krishnamurthy et al., 2024). Transformers are trained to output the action, instead of the value, for the query state. Correspondingly, the prompts used in this setup consist of previous trajectories from an MDP

$$\underbrace{S_0 A_0 R_1 S_1 A_2 R_2 \dots S_{t-1} A_{t-1}}_{\text{prompt}} \underbrace{S_t}_{\text{query}} \rightarrow \underbrace{A_t}_{\text{output}}.$$

The dataset usually consists of multiple such prompt-query-output pairs, where *maximum likelihood estimation* is essentially used to train the transformers. Notably, the prompt can be generated by following multiple policies. The prompt can also be offline data containing all trajectories generated during prior RL algorithm training across multiple episodes. This line of research is closely related to offline policy distillation, the goal of which is to learn a policy from offline data using transformers (Chen et al., 2021; Janner et al., 2021; Lee et al., 2022; Reed et al., 2022). Despite that empirical successes observed in the work above, theoretical analysis is often missing. Lin et al. (2023) provide theoretical analysis for this policy-based supervised pre-training approach and show that the transformers can **approximate** a few RL algorithms, including LinUCB (Chu et al., 2011) and Thompson sampling (Russo et al., 2018) for linear bandits (Lattimore and Szepesvári, 2020) and UCB-VI (Azar et al., 2017) for MDPs. Specifically, Lin et al. (2023) prove the inference process of the learned transformers **behaves** similarly to those aforementioned RL algorithms in terms of action selection probabilities, regret, and other metrics. This behavioral similarity is also investigated in Lee et al. (2024). However, the underlying mechanisms within the learned transformers that induce this similarity remains unclear. In contrast, **we go beyond behavioral similarity and prove that transformers can exactly implement a few RL algorithms in its forward pass**. Moreover, we do not use the supervised pre-training paradigm, which is centered on maximum likelihood estimation. As shown in Algorithm 1, we instead use RL pre-training predicated on TD, a *value-based* method. Brooks et al. (2024) implement policy iteration, a value-based strategy, with transformers, but perform the required $\arg \max$ operation outside the transformers. Despite the observed empirical success, Brooks et al. (2024) also lack a theoretical analysis of their approach.

Meta-Learning of RL algorithms. Our Algorithm 1 can be regarded as a meta RL algorithm (Beck et al., 2023), where d_{task} is the task distribution in the meta RL framework. The learned transformers can be regarded as a learned algorithm, which is used to solve new evaluation tasks from the task distribution. Such meta learning of RL algorithms has been explored in Duan et al. (2016); Wang et al. (2016); Finn et al. (2017); Kirsch et al. (2019); Oh et al. (2020); Lu et al. (2022). However, those discovered algorithms lack interpretability – it is not clear *how* the neural network implements the discovered algorithms. By contrast, the discovered transformer from Algorithm 1 is well explained.

7 Conclusion

This work demonstrates that transformers **can** and **do** learn to implement temporal difference methods for in-context policy evaluation in the forward pass. We further provide a theoretical explanation of how in-context TD emerges by characterizing an invariant set of the multi-task TD algorithm used in pre-training, bridging the gap between “can” and “do”. However, there are a few limitations. First, this work is focused on policy evaluation, with control algorithms deferred to future research. Second, the analysis is largely theoretical – we leave the large-scale verification of the multi-task TD pre-training paradigm for future work. Third, the theoretical analysis of the pre-training paradigm is confined to single-layer linear transformers, leaving the exploration of multi-layer softmax transformers for future studies. In conclusion, this research aims to illuminate the mechanisms of in-context learning, and motivate further investigation into in-context value-based RL.

Acknowledgements

This work is supported in part by the US National Science Foundation (NSF) under grants III-2128019 and SLES-2331904. EB acknowledges support from the NSF Graduate Research Fellowship (NSF-GRFP) under award 1842490. HD acknowledges support from the NSF TRIPODS program under award DMS-2022448.

References

- Achiam, J., Adler, S., Agarwal, S., Ahmad, L., Akkaya, I., Aleman, F. L., Almeida, D., Altenschmidt, J., Altman, S., Anadkat, S., et al. (2023). Gpt-4 technical report. *arXiv preprint arXiv:2303.08774*.
- Ahn, K., Cheng, X., Daneshmand, H., and Sra, S. (2024). Transformers learn to implement pre-conditioned gradient descent for in-context learning. *Advances in Neural Information Processing Systems*, 36.
- Akyürek, E., Schuurmans, D., Andreas, J., Ma, T., and Zhou, D. (2023). What learning algorithm is in-context learning? investigations with linear models. *The Eleventh International Conference on Learning Representations*.
- Allen-Zhu, Z. and Li, Y. (2023). Physics of language models: Part 1, context-free grammar. *arXiv preprint arXiv:2305.13673*.
- Ansel, J., Yang, E., He, H., Gimelshein, N., Jain, A., Voznesensky, M., Bao, B., Bell, P., Berard, D., Burovski, E., Chauhan, G., Chourdia, A., Constable, W., Desmaison, A., DeVito, Z., Ellison, E., Feng, W., Gong, J., Gschwind, M., Hirsh, B., Huang, S., Kalambarkar, K., Kirsch, L., Lazos, M., Lezcano, M., Liang, Y., Liang, J., Lu, Y., Luk, C., Maher, B., Pan, Y., Puhersch, C., Reso, M., Saroufim, M., Siraichi, M. Y., Suk, H., Suo, M., Tillet, P., Wang, E., Wang, X., Wen, W., Zhang, S., Zhao, X., Zhou, K., Zou, R., Mathews, A., Chanan, G., Wu, P., and Chintala, S. (2024). PyTorch 2: Faster Machine Learning Through Dynamic Python Bytecode Transformation and Graph Compilation. In *29th ACM International Conference on Architectural Support for Programming Languages and Operating Systems, Volume 2 (ASPLOS '24)*. ACM.
- Azar, M. G., Osband, I., and Munos, R. (2017). Minimax regret bounds for reinforcement learning. In *International conference on machine learning*, pages 263–272. PMLR.
- Baird, L. C. (1995). Residual algorithms: Reinforcement learning with function approximation. In *Proceedings of the International Conference on Machine Learning*.
- Beck, J., Vuorio, R., Liu, E. Z., Xiong, Z., Zintgraf, L., Finn, C., and Whiteson, S. (2023). A survey of meta-reinforcement learning. *arXiv preprint arXiv:2301.08028*.
- Bishop, C. M. (2006). Pattern recognition and machine learning. *Springer google schola*, 2:1122–1128.
- Black, S., Biderman, S., Hallahan, E., Anthony, Q., Gao, L., Golding, L., He, H., Leahy, C., McDonell, K., Phang, J., et al. (2022). Gpt-neox-20b: An open-source autoregressive language model. *arXiv preprint arXiv:2204.06745*.
- Boyan, J. A. (1999). Least-squares temporal difference learning. In *Proceedings of the International Conference on Machine Learning*.
- Brooks, E., Walls, L., Lewis, R. L., and Singh, S. (2024). Large language models can implement policy iteration. *Advances in Neural Information Processing Systems*, 36.
- Brown, T., Mann, B., Ryder, N., Subbiah, M., Kaplan, J. D., Dhariwal, P., Neelakantan, A., Shyam, P., Sastry, G., Askell, A., Agarwal, S., Herbert-Voss, A., Krueger, G., Henighan, T., Child, R., Ramesh, A., Ziegler, D., Wu, J., Winter, C., Hesse, C., Chen, M., Sigler, E., Litwin, M., Gray, S., Chess, B., Clark, J., Berner, C., McCandlish, S., Radford, A., Sutskever, I., and Amodei, D. (2020). Language models are few-shot learners. In Larochelle, H., Ranzato, M., Hadsell, R., Balcan, M., and Lin, H., editors, *Advances in Neural Information Processing Systems*, volume 33, pages 1877–1901. Curran Associates, Inc.

- Chen, L., Lu, K., Rajeswaran, A., Lee, K., Grover, A., Laskin, M., Abbeel, P., Srinivas, A., and Mordatch, I. (2021). Decision transformer: Reinforcement learning via sequence modeling. *Advances in neural information processing systems*, 34:15084–15097.
- Chu, W., Li, L., Reyzin, L., and Schapire, R. (2011). Contextual bandits with linear payoff functions. In *Proceedings of the Fourteenth International Conference on Artificial Intelligence and Statistics*, pages 208–214. JMLR Workshop and Conference Proceedings.
- Duan, Y., Schulman, J., Chen, X., Bartlett, P. L., Sutskever, I., and Abbeel, P. (2016). RL2: nforcement learning via slow reinforcement learning. *arXiv preprint arXiv:1611.02779*.
- Finn, C., Abbeel, P., and Levine, S. (2017). Model-agnostic meta-learning for fast adaptation of deep networks. In *International conference on machine learning*, pages 1126–1135. PMLR.
- Garg, S., Tsipras, D., Liang, P. S., and Valiant, G. (2022). What can transformers learn in-context? a case study of simple function classes. *Advances in Neural Information Processing Systems*, 35:30583–30598.
- Garrett, J. D. (2021). garrettj403/SciencePlots.
- Graves, A., Wayne, G., and Danihelka, I. (2014). Neural turing machines. *arXiv preprint arXiv:1410.5401*.
- Harris, C. R., Millman, K. J., van der Walt, S. J., Gommers, R., Virtanen, P., Cournapeau, D., Wieser, E., Taylor, J., Berg, S., Smith, N. J., Kern, R., Picus, M., Hoyer, S., van Kerkwijk, M. H., Brett, M., Haldane, A., del Río, J. F., Wiebe, M., Peterson, P., Gérard-Marchant, P., Sheppard, K., Reddy, T., Weckesser, W., Abbasi, H., Gohlke, C., and Oliphant, T. E. (2020). Array programming with NumPy. *Nature*, 585(7825):357–362.
- Hunter, J. D. (2007). Matplotlib: A 2d graphics environment. *Computing in Science & Engineering*, 9(3):90–95.
- Janner, M., Li, Q., and Levine, S. (2021). Offline reinforcement learning as one big sequence modeling problem. *Advances in neural information processing systems*, 34:1273–1286.
- Jastrzebski, S., Arpit, D., Ballas, N., Verma, V., Che, T., and Bengio, Y. (2017). Residual connections encourage iterative inference. *arXiv preprint arXiv:1710.04773*.
- Kingma, D. P. and Ba, J. (2015). Adam: A method for stochastic optimization. In *Proceedings of the International Conference on Learning Representations*.
- Kirsch, L., van Steenkiste, S., and Schmidhuber, J. (2019). Improving generalization in meta reinforcement learning using learned objectives. *arXiv preprint arXiv:1910.04098*.
- Krishnamurthy, A., Harris, K., Foster, D. J., Zhang, C., and Slivkins, A. (2024). Can large language models explore in-context? *arXiv preprint arXiv:2403.15371*.
- Laskin, M., Wang, L., Oh, J., Parisotto, E., Spencer, S., Steigerwald, R., Strouse, D., Hansen, S., Filos, A., Brooks, E., et al. (2022). In-context reinforcement learning with algorithm distillation. *arXiv preprint arXiv:2210.14215*.
- Lattimore, T. and Szepesvári, C. (2020). *Bandit algorithms*. Cambridge University Press.
- Lee, J., Xie, A., Pacchiano, A., Chandak, Y., Finn, C., Nachum, O., and Brunskill, E. (2024). Supervised pretraining can learn in-context reinforcement learning. *Advances in Neural Information Processing Systems*, 36.
- Lee, K.-H., Nachum, O., Yang, M. S., Lee, L., Freeman, D., Guadarrama, S., Fischer, I., Xu, W., Jang, E., Michalewski, H., et al. (2022). Multi-game decision transformers. *Advances in Neural Information Processing Systems*, 35:27921–27936.
- Lieber, O., Sharir, O., Lenz, B., and Shoham, Y. (2021). Jurassic-1: Technical details and evaluation. *White Paper: AI21 Labs*, 1:9.

- Lin, L., Bai, Y., and Mei, S. (2023). Transformers as decision makers: Provable in-context reinforcement learning via supervised pretraining. *arXiv preprint arXiv:2310.08566*.
- Lu, C., Kuba, J., Letcher, A., Metz, L., Schroeder de Witt, C., and Foerster, J. (2022). Discovered policy optimisation. *Advances in Neural Information Processing Systems*, 35:16455–16468.
- Mahankali, A., Hashimoto, T. B., and Ma, T. (2023). One step of gradient descent is provably the optimal in-context learner with one layer of linear self-attention. *arXiv preprint arXiv:2307.03576*.
- Oh, J., Hessel, M., Czarnecki, W. M., Xu, Z., van Hasselt, H. P., Singh, S., and Silver, D. (2020). Discovering reinforcement learning algorithms. *Advances in Neural Information Processing Systems*, 33:1060–1070.
- Puterman, M. L. (2014). *Markov decision processes: discrete stochastic dynamic programming*. John Wiley & Sons.
- Rae, J. W., Borgeaud, S., Cai, T., Millican, K., Hoffmann, J., Song, F., Aslanides, J., Henderson, S., Ring, R., Young, S., et al. (2021). Scaling language models: Methods, analysis & insights from training gopher. *arXiv preprint arXiv:2112.11446*.
- Raparthi, S. C., Hambro, E., Kirk, R., Henaff, M., and Raileanu, R. (2023). Generalization to new sequential decision making tasks with in-context learning. *arXiv preprint arXiv:2312.03801*.
- Reed, S., Zolna, K., Parisotto, E., Colmenarejo, S. G., Novikov, A., Barth-Maron, G., Gimenez, M., Sulsky, Y., Kay, J., Springenberg, J. T., et al. (2022). A generalist agent. *arXiv preprint arXiv:2205.06175*.
- Russo, D. J., Van Roy, B., Kazerouni, A., Osband, I., Wen, Z., et al. (2018). A tutorial on thompson sampling. *Foundations and Trends® in Machine Learning*, 11(1):1–96.
- Schlag, I., Irie, K., and Schmidhuber, J. (2021). Linear transformers are secretly fast weight programmers. In *International Conference on Machine Learning*, pages 9355–9366. PMLR.
- Siegelmann, H. T. and Sontag, E. D. (1992). On the computational power of neural nets. In *Proceedings of the fifth annual workshop on Computational learning theory*, pages 440–449.
- Sutton, R. S. (1988). Learning to predict by the methods of temporal differences. *Machine Learning*.
- Sutton, R. S. and Barto, A. G. (2018). *Reinforcement Learning: An Introduction (2nd Edition)*. MIT press.
- Team, G., Anil, R., Borgeaud, S., Wu, Y., Alayrac, J.-B., Yu, J., Soricut, R., Schalkwyk, J., Dai, A. M., Hauth, A., et al. (2023). Gemini: a family of highly capable multimodal models. *arXiv preprint arXiv:2312.11805*.
- Touvron, H., Martin, L., Stone, K., Albert, P., Almahairi, A., Babaei, Y., Bashlykov, N., Batra, S., Bhargava, P., Bhosale, S., et al. (2023). Llama 2: Open foundation and fine-tuned chat models. *arXiv preprint arXiv:2307.09288*.
- Tsitsiklis, J. N. and Roy, B. V. (1999). Average cost temporal-difference learning. *Automatica*.
- Vaswani, A., Shazeer, N., Parmar, N., Uszkoreit, J., Jones, L., Gomez, A. N., Kaiser, L. u., and Polosukhin, I. (2017). Attention is all you need. In Guyon, I., Luxburg, U. V., Bengio, S., Wallach, H., Fergus, R., Vishwanathan, S., and Garnett, R., editors, *Advances in Neural Information Processing Systems*, volume 30. Curran Associates, Inc.
- Vilalta, R. and Drissi, Y. (2002). A perspective view and survey of meta-learning. *Artificial intelligence review*, 18:77–95.
- von Oswald, J., Niklasson, E., Randazzo, E., Sacramento, J., Mordvintsev, A., Zhmoginov, A., and Vladymyrov, M. (2023). Transformers learn in-context by gradient descent.
- Wang, J. X., Kurth-Nelson, Z., Tirumala, D., Soyer, H., Leibo, J. Z., Munos, R., Blundell, C., Kumaran, D., and Botvinick, M. (2016). Learning to reinforcement learn. *arXiv preprint arXiv:1611.05763*.

- Yao, H. and Liu, Z.-Q. (2008). Preconditioned temporal difference learning. In *Proceedings of the 25th international conference on Machine learning*, pages 1208–1215.
- Zhang, R., Frei, S., and Bartlett, P. L. (2023). Trained transformers learn linear models in-context. *arXiv preprint arXiv:2306.09927*.
- Zhang, S., Boehmer, W., and Whiteson, S. (2020). Deep residual reinforcement learning. In *Proceedings of the International Conference on Autonomous Agents and Multiagent Systems*.
- Zhao, H., Panigrahi, A., Ge, R., and Arora, S. (2023). Do transformers parse while predicting the masked word? *arXiv preprint arXiv:2303.08117*.

Table of Contents

1	Introduction	1
2	Background	2
3	Transformers Can Implement In-Context TD(0)	4
4	Transformers Do Implement In-Context TD(0)	5
5	Transformers Can Implement More RL Algorithms	7
6	Related Works	9
7	Conclusion	9
A	Proofs	15
A.1	Proof of Theorem 1	15
A.2	Proof of Corollary 1	19
A.3	Proof of Theorem 2	21
A.4	Proof of Corollary 2	26
A.5	Proof of Corollary 3	28
A.6	Proof of Theorem 3	32
B	Evaluation Task Generation	37
C	Additional Experiments with Linear Transformers	39
C.1	Experiment Setup	39
C.1.1	Trained Transformer Element-wise Convergence Metrics	39
C.1.2	Trained Transformer and Batch TD Comparison Metrics	40
C.2	Autoregressive Linear Transformers with L = 1, 2, 3, 4 Layers	41
C.3	Sequential Transformers with L = 2, 3, 4 Layers	41
D	Nonlinear Attention	43
E	Numerical Verification of Proofs	44

A Proofs

A.1 Proof of Theorem 1

Proof. We recall from (5) that the embedding evolves according to

$$Z_{l+1} = Z_l + \frac{1}{n} P_l Z_l M (Z_l^\top Q_l Z_l).$$

We first express Z_l using elements of Z_0 . To this end, it is convenient to give elements of Z_l different names, in particular, we refer to the elements in Z_l as $\{(x_l^{(i)}, y_l^{(i)})\}_{i=1, \dots, n+1}$ in the following way

$$Z_l = \begin{bmatrix} x_l^{(1)} & \dots & x_l^{(n)} & x_l^{(n+1)} \\ y_l^{(1)} & \dots & y_l^{(n)} & y_l^{(n+1)} \end{bmatrix},$$

where we recall that $Z_l \in \mathbb{R}^{(2d+1) \times (n+1)}$, $x_l^{(i)} \in \mathbb{R}^{2d}$, $y_l^{(i)} \in \mathbb{R}$. Sometimes it is more convenient to refer to the first half and second half of $x_l^{(i)}$ separately, by, e.g., $\nu_l^{(i)} \in \mathbb{R}^d$, $\xi_l^{(i)} \in \mathbb{R}^d$, i.e., $x_l^{(i)} = \begin{bmatrix} \nu_l^{(i)} \\ \xi_l^{(i)} \end{bmatrix}$. Then we have

$$Z_l = \begin{bmatrix} \nu_l^{(1)} & \dots & \nu_l^{(n)} & \nu_l^{(n+1)} \\ \xi_l^{(1)} & \dots & \xi_l^{(n)} & \xi_l^{(n+1)} \\ y_l^{(1)} & \dots & y_l^{(n)} & y_l^{(n+1)} \end{bmatrix}.$$

We utilize the shorthands

$$X_l = \begin{bmatrix} x_l^{(1)} & \dots & x_l^{(n)} \end{bmatrix} \in \mathbb{R}^{2d \times n},$$

$$Y_l = \begin{bmatrix} y_l^{(1)} & \dots & y_l^{(n)} \end{bmatrix} \in \mathbb{R}^{1 \times n}.$$

Then we have

$$Z_l = \begin{bmatrix} X_l & x_l^{(n+1)} \\ Y_l & y_l^{(n+1)} \end{bmatrix}.$$

For the input Z_0 , we assume $\xi_0^{(n+1)} = 0$, $y_0^{(n+1)} = 0$ but all other entries of Z_0 are arbitrary. We recall our definition of M in (4) and $\{P_l^{\text{TD}}, Q_l^{\text{TD}}\}_{l=0, \dots, L-1}$ in (10). In particular, we can express Q_l^{TD} in a more compact way as

$$M_1 \doteq \begin{bmatrix} -I_d & I_d \\ 0_{d \times d} & 0_{d \times d} \end{bmatrix} \in \mathbb{R}^{2d \times 2d},$$

$$B_l \doteq \begin{bmatrix} C_l^\top & 0_{d \times d} \\ 0_{d \times d} & 0_{d \times d} \end{bmatrix} \in \mathbb{R}^{2d \times 2d},$$

$$A_l \doteq B_l M_1 = \begin{bmatrix} -C_l^\top & C_l^\top \\ 0_{d \times d} & 0_{d \times d} \end{bmatrix} \in \mathbb{R}^{2d \times 2d},$$

$$Q_l^{\text{TD}} \doteq \begin{bmatrix} A_l & 0_{2d \times 1} \\ 0_{1 \times 2d} & 0 \end{bmatrix} \in \mathbb{R}^{(2d+1) \times (2d+1)}.$$

We now proceed with the following claims.

Claim 1. $X_l \equiv X_0$, $x_l^{(n+1)} \equiv x_0^{(n+1)}$, $\forall l$.

Recall that $P_l^{\text{TD}} \doteq \begin{bmatrix} 0_{2d \times 2d} & 0_{2d \times 1} \\ 0_{1 \times 2d} & 1 \end{bmatrix} \in \mathbb{R}^{(2d+1) \times (2d+1)}$. Let

$$W_l \doteq Z_l M (Z_l^\top Q_l^{\text{TD}} Z_l) \in \mathbb{R}^{(2d+1) \times (n+1)}.$$

The embedding evolution can then be expressed as

$$Z_{l+1} = Z_l + \frac{1}{n} P_l^{\text{TD}} W_l.$$

By simple matrix arithmetic, we get

$$P_l^{\text{TD}} W_l = \begin{bmatrix} 0_{2d \times (n+1)} \\ W_l(2d+1) \end{bmatrix},$$

where $W_l(2d+1)$ denotes the $(2d+1)$ -th row of W_l . Therefore, we have $X_{l+1} = X_l, x_{l+1}^{(n+1)} = x_l^{(n+1)}$. By induction, we get $X_l \equiv X_0$ and $x_l^{(n+1)} \equiv x_0^{(n+1)}$ for all $l = [0, \dots, L-1]$.

In light of this, we drop all the subscripts of X_l , as well as subscripts of $x_l^{(i)}$ for $i = 1, \dots, n+1$.

Claim 2.

$$\begin{aligned} Y_{l+1} &= Y_l + \frac{1}{n} Y_l X^\top A_l X \\ y_{l+1}^{(n+1)} &= y_l^{(n+1)} + \frac{1}{n} Y_l X^\top A_l x^{(n+1)}. \end{aligned}$$

The easier way to show why this claim holds is to factor the embedding evolution into the product of $P_l^{\text{TD}} Z_l M$ and $Z_l^\top Q_l^{\text{TD}} Z_l$. Firstly, we have

$$P_l^{\text{TD}} Z_l = \begin{bmatrix} 0_{2d \times n} & 0_{2d \times 1} \\ Y_l & y_l^{(n+1)} \end{bmatrix}.$$

Applying the mask, we get

$$P_l^{\text{TD}} Z_l M = \begin{bmatrix} 0_{2d \times n} & 0_{2d \times 1} \\ Y_l & 0 \end{bmatrix}.$$

Then, we analyze $Z_l^\top Q_l^{\text{TD}} Z_l$. Applying the block matrix notations, we get

$$\begin{aligned} Z_l^\top Q_l^{\text{TD}} Z_l &= \begin{bmatrix} X^\top & Y_l^\top \\ x^{(n+1)\top} & y_l^{(n+1)} \end{bmatrix} \begin{bmatrix} A_l & 0_{2d \times 1} \\ 0_{1 \times 2d} & 0 \end{bmatrix} \begin{bmatrix} X & x^{(n+1)} \\ Y_l & y_l^{(n+1)} \end{bmatrix} \\ &= \begin{bmatrix} X^\top A_l & 0_{n \times 1} \\ x^{(n+1)\top} A_l & 0 \end{bmatrix} \begin{bmatrix} X & x^{(n+1)} \\ Y_l & y_l^{(n+1)} \end{bmatrix} \\ &= \begin{bmatrix} X^\top A_l X & X^\top A_l x^{(n+1)} \\ x^{(n+1)\top} A_l X & x^{(n+1)\top} A_l x^{(n+1)} \end{bmatrix}. \end{aligned}$$

Combining the two, we get

$$\begin{aligned} P_l^{\text{TD}} Z_l M (Z_l^\top Q_l^{\text{TD}} Z_l) &= \begin{bmatrix} 0_{2d \times n} & 0_{2d \times 1} \\ Y_l & 0 \end{bmatrix} \begin{bmatrix} X^\top A_l X & X^\top A_l x^{(n+1)} \\ x^{(n+1)\top} A_l X & x^{(n+1)\top} A_l x^{(n+1)} \end{bmatrix} \\ &= \begin{bmatrix} 0_{2d \times n} & 0_{2d \times 1} \\ Y_l X^\top A_l X & Y_l X^\top A_l x^{(n+1)} \end{bmatrix}. \end{aligned}$$

Hence, according to our update rule in (5), we get

$$\begin{aligned} Y_{l+1} &= Y_l + \frac{1}{n} Y_l X^\top A_l X \\ y_{l+1}^{(n+1)} &= y_l^{(n+1)} + \frac{1}{n} Y_l X^\top A_l x^{(n+1)}. \end{aligned}$$

Claim 3.

$$y_{l+1}^{(i)} = y_0^{(i)} + \left\langle M_1 x^{(i)}, \frac{1}{n} \sum_{j=0}^l B_j^\top M_2 X Y_j^\top \right\rangle,$$

for $i = 1, \dots, n+1$, where $M_2 = \begin{bmatrix} I_d & 0_{d \times d} \\ 0_{d \times d} & 0_{d \times d} \end{bmatrix}$.

Following Claim 2, we can unroll Y_{l+1} as

$$\begin{aligned} Y_{l+1} &= Y_l + \frac{1}{n} Y_l X^\top A_l X \\ Y_l &= Y_{l-1} + \frac{1}{n} Y_{l-1} X^\top A_{l-1} X \\ &\vdots \\ Y_1 &= Y_0 + \frac{1}{n} Y_0 X^\top A_0 X. \end{aligned}$$

We can then compactly express Y_{l+1} as

$$Y_{l+1} = Y_0 + \frac{1}{n} \sum_{j=0}^l Y_j X^\top A_j X.$$

Recall that we define $A_j = B_j M_1$. Then, we can rewrite Y_{l+1} as

$$Y_{l+1} = Y_0 + \frac{1}{n} \sum_{j=0}^l Y_j X^\top M_2 B_j M_1 X.$$

The introduction of M_2 here does not break the equivalence because $B_j = M_2 B_j$. However, it will help make our proof steps easier to comprehend later.

With the identical procedure, we can easily rewrite $y_{l+1}^{(n+1)}$ as

$$y_{l+1}^{(n+1)} = y_0^{(n+1)} + \frac{1}{n} \sum_{j=0}^l Y_j X^\top M_2 B_j M_1 x^{(n+1)}.$$

In light of this, we define $\psi_0 \doteq 0$ and for $l = 0, \dots$

$$\psi_{l+1} \doteq \frac{1}{n} \sum_{j=0}^l B_j^\top M_2 X Y_j^\top \in \mathbb{R}^{2d}. \quad (22)$$

Then we can write

$$y_{l+1}^{(i)} = y_0^{(i)} + \left\langle M_1 x^{(i)}, \psi_{l+1} \right\rangle, \quad (23)$$

for $i = 1, \dots, n+1$, which is the claim we made. In particular, since we assume $y_0^{(n+1)} = 0$, we have

$$y_{l+1}^{(n+1)} = \left\langle M_1 x^{(n+1)}, \psi_{l+1} \right\rangle.$$

Claim 4. The bottom d elements of ψ_l are always 0, i.e., there exists a sequence $\{w_l \in \mathbb{R}^d\}$ such that we can express ψ_l as

$$\psi_l = \begin{bmatrix} w_l \\ 0_{d \times 1} \end{bmatrix}. \quad (24)$$

for all $l = 0, 1, \dots, L$.

We prove the claim by induction. The base case holds trivially since $\psi_0 \doteq 0$. Suppose that for some l , (24) holds. It can be easily verified from the definition of ψ_{l+1} in (22) that

$$\psi_{l+1} = \psi_l + \frac{1}{n} B_l^\top M_2 X Y_l^\top. \quad (25)$$

If we let

$$N_l = \frac{1}{n} M_2 X Y_l^\top \in \mathbb{R}^{2d \times 1},$$

the evolution of ψ_{l+1} can then be compactly expressed as,

$$\psi_{l+1} = \psi_l + B_l^\top N_l.$$

By matrix arithmetic, we have

$$\begin{aligned} B_l^\top N_l &= \begin{bmatrix} C_l^\top & 0_{d \times d} \\ 0_{d \times d} & 0_{d \times d} \end{bmatrix}^\top \begin{bmatrix} N_l(1:d) \\ N_l(d:2d) \end{bmatrix} \\ &= \begin{bmatrix} C_l N_l(1:d) \\ 0_{d \times 1} \end{bmatrix} \end{aligned}$$

where $N_l(1:d) \in \mathbb{R}^d$ and $N_l(d:2d) \in \mathbb{R}^d$ represent the first d and second d elements of N_l respectively. Substituting in our inductive hypothesis into (25), we have:

$$\begin{aligned} \psi_{l+1} &= \begin{bmatrix} w_l \\ 0_{d \times 1} \end{bmatrix} + \begin{bmatrix} C_l N_l(1:d) \\ 0_{d \times 1} \end{bmatrix}, \\ &= \begin{bmatrix} w_l + C_l N_l(1:d) \\ 0_{d \times 1} \end{bmatrix} \end{aligned}$$

if we let $w_{l+1} = w_l + C_l N_l(1:d)$, we can see that the property holds for ψ_{l+1} , thereby verifying Claim 4.

Given all the claims above, we can then compute that

$$\begin{aligned} &\langle \psi_{l+1}, M_1 x^{(n+1)} \rangle \\ &= \langle \psi_l, M_1 x^{(n+1)} \rangle + \frac{1}{n} \langle B_l^\top M_2 X Y_l^\top, M_1 x^{(n+1)} \rangle \quad (\text{By (25)}) \\ &= \langle \psi_l, M_1 x^{(n+1)} \rangle + \frac{1}{n} \sum_{i=1}^n \langle B_l^\top M_2 x^{(i)} y_l^{(i)}, M_1 x^{(n+1)} \rangle \\ &= \langle \psi_l, M_1 x^{(n+1)} \rangle + \frac{1}{n} \sum_{i=1}^n \langle B_l^\top M_2 x^{(i)} (\langle \psi_l, M_1 x^{(i)} \rangle + y_0^{(i)}), M_1 x^{(n+1)} \rangle \quad (\text{By (23)}) \\ &= \langle \psi_l, M_1 x^{(n+1)} \rangle + \frac{1}{n} \sum_{i=1}^n \langle B_l^\top \begin{bmatrix} \nu^{(i)} \\ 0_{d \times 1} \end{bmatrix} (\langle \psi_l, \begin{bmatrix} -\nu^{(i)} + \xi^{(i)} \\ 0_{d \times 1} \end{bmatrix} \rangle + y_0^{(i)}), M_1 x^{(n+1)} \rangle \\ &= \langle \psi_l, M_1 x^{(n+1)} \rangle + \frac{1}{n} \sum_{i=1}^n \langle \begin{bmatrix} C_l \nu^{(i)} \\ 0_{d \times 1} \end{bmatrix} (y_0^{(i)} + w_l^\top \xi^{(i)} - w_l^\top \nu^{(i)}), M_1 x^{(n+1)} \rangle \quad (\text{By Claim 4}) \\ &= \langle \psi_l, M_1 x^{(n+1)} \rangle + \frac{1}{n} \sum_{i=1}^n \langle \begin{bmatrix} C_l \nu^{(i)} (y_0^{(i)} + w_l^\top \xi^{(i)} - w_l^\top \nu^{(i)}) \\ 0_{d \times 1} \end{bmatrix}, M_1 x^{(n+1)} \rangle \end{aligned}$$

This means

$$\langle w_{l+1}, \nu^{(n+1)} \rangle = \langle w_l, \nu^{(n+1)} \rangle + \frac{1}{n} \sum_{i=1}^n \langle C_l \nu^{(i)} (y_0^{(i)} + w_l^\top \xi^{(i)} - w_l^\top \nu^{(i)}), \nu^{(n+1)} \rangle.$$

Since the choice of the query $\nu^{(n+1)}$ is arbitrary, we get

$$w_{l+1} = w_l + \frac{1}{n} \sum_{i=1}^n C_l (y_0^{(i)} + w_l^\top \xi^{(i)} - w_l^\top \nu^{(i)}) \nu^{(i)}.$$

In particular, when we construct Z_0 such that $\nu^{(i)} = \phi_{i-1}$, $\xi^{(i)} = \gamma \phi_i$ and $y_0^{(i)} = R_i$, we get

$$w_{l+1} = w_l + \frac{1}{n} \sum_{i=1}^n C_l (R_i + \gamma w_l^\top \phi_i - w_l^\top \phi_{i-1}) \phi_{i-1}$$

which is the update rule for pre-conditioned TD learning. We also have

$$y_l^{(n+1)} = \langle \psi_l, M_1 x^{(n+1)} \rangle = -\langle w_l, \phi^{(n+1)} \rangle.$$

This concludes our proof. \square

A.2 Proof of Corollary 1

Proof. The proof presented here closely mirrors the methodology and notation established in Theorem 1. Since we are only considering a 1-layer transformer in this Corollary, we can recall the embedding evolution from (5) and write

$$Z_1 = Z_0 + \frac{1}{n} P_0 Z_0 M (Z_0^\top Q_0 Z_0).$$

We once again refer to the elements in Z_l as $\{(x_l^{(i)}, y_l^{(i)})\}_{i=1, \dots, n+1}$ in the following way

$$Z_l = \begin{bmatrix} x_l^{(1)} & \dots & x_l^{(n)} & x_l^{(n+1)} \\ y_l^{(1)} & \dots & y_l^{(n)} & y_l^{(n+1)} \end{bmatrix},$$

where we recall that $Z_l \in \mathbb{R}^{(2d+1) \times (n+1)}$, $x_l^{(i)} \in \mathbb{R}^{2d}$, $y_l^{(i)} \in \mathbb{R}$. We utilize, $\nu_l^{(i)} \in \mathbb{R}^d$, $\xi_l^{(i)} \in \mathbb{R}^d$, to refer to the first half and second half of $x_l^{(i)}$ i.e., $x_l^{(i)} = \begin{bmatrix} \nu_l^{(i)} \\ \xi_l^{(i)} \end{bmatrix}$. Then we have

$$Z_l = \begin{bmatrix} \nu_l^{(1)} & \dots & \nu_l^{(n)} & \nu_l^{(n+1)} \\ \xi_l^{(1)} & \dots & \xi_l^{(n)} & \xi_l^{(n+1)} \\ y_l^{(1)} & \dots & y_l^{(n)} & y_l^{(n+1)} \end{bmatrix}.$$

We further define as shorthands

$$X_l = \begin{bmatrix} x_l^{(1)} & \dots & x_l^{(n)} \end{bmatrix} \in \mathbb{R}^{2d \times n}, \quad Y_l = \begin{bmatrix} y_l^{(1)} & \dots & y_l^{(n)} \end{bmatrix} \in \mathbb{R}^{1 \times n}.$$

Then the blockwise structure of Z_l can be succinctly expressed as:

$$Z_l = \begin{bmatrix} X_l & x_l^{(n+1)} \\ Y_l & y_l^{(n+1)} \end{bmatrix}.$$

For the input Z_0 , we assume $\xi_0^{(n+1)} = 0$, $y_0^{(n+1)} = 0$ but all other entries of Z_0 are arbitrary. We recall our definition of M in (4) and $\{P_0, Q_0\}$ in (10). In particular, we can express Q_0 in a more compact way as

$$\begin{aligned} M_1 &\doteq \begin{bmatrix} -I_d & 0_{d \times d} \\ 0_{d \times d} & 0_{d \times d} \end{bmatrix} \in \mathbb{R}^{2d \times 2d}, \quad B_0 \doteq \begin{bmatrix} C_0^\top & 0_{d \times d} \\ 0_{d \times d} & 0_{d \times d} \end{bmatrix} \in \mathbb{R}^{2d \times 2d}, \\ A_0 &\doteq B_0 M_1 = \begin{bmatrix} -C_0^\top & 0_{d \times d} \\ 0_{d \times d} & 0_{d \times d} \end{bmatrix} \in \mathbb{R}^{2d \times 2d}, \\ Q_0 &\doteq \begin{bmatrix} A_0 & 0_{2d \times 1} \\ 0_{1 \times 2d} & 0 \end{bmatrix} \in \mathbb{R}^{(2d+1) \times (2d+1)}. \end{aligned}$$

We will proceed with the following claims.

Claim 1. $X_1 \equiv X_0$, $x_1^{(n+1)} \equiv x_0^{(n+1)}$

Because we are considering the special case of $L = 1$ and because we utilize the same definition of P_0 as in Theorem 1, the argument proving Claim 1 in Theorem 1 holds here as well. As a result, we drop all the subscripts of X_1 , as well as subscripts of $x_1^{(i)}$ for $i = 1, \dots, n+1$.

Claim 2.

$$\begin{aligned} Y_1 &= Y_0 + \frac{1}{n} Y_0 X^\top A_0 X \\ y_1^{(n+1)} &= y_0^{(n+1)} + \frac{1}{n} Y_0 X^\top A_0 x^{(n+1)}. \end{aligned}$$

This claim is a special case of Claim 2 from the proof of Theorem 1 in Appendix A.1, where $L = 1$. Our block-wise construction of Q_0 matches that in the proof of Theorem 1. Although our A_0 here

differs from the specific form of A_0 in the proof of Theorem 1, this specific form is not utilized in the proof of Claim 2. Therefore, the proof of Claim 2 in Appendix A.1 applies here, and we omit the steps to avoid redundancy.

Claim 3.

$$y_1^{(i)} = y_0^{(i)} + \left\langle M_1 x^{(i)}, \frac{1}{n} B_0^\top M_2 X Y_0^\top \right\rangle,$$

for $i = 1, \dots, n+1$, where $M_2 = \begin{bmatrix} I_d & 0_{d \times d} \\ 0_{d \times d} & 0_{d \times d} \end{bmatrix}$.

This claim once again is the $L = 1$ case of Claim 3 from the proof of Theorem 1 in Appendix A.1. The specific form of M_1 is not utilized in the proof of Claim 3 from Appendix A.1, so it applies here.

We can then define $\psi_0 \doteq 0$ and,

$$\psi_1 \doteq \frac{1}{n} B_0^\top M_2 X Y_0^\top \in \mathbb{R}^{2d}. \quad (26)$$

Then we can write

$$y_1^{(i)} = y_0^{(i)} + \left\langle M_1 x^{(i)}, \psi_1 \right\rangle,$$

for $i = 1, \dots, n+1$, which is the claim we made. In particular, since we assume $y_0^{(n+1)} = 0$, we have

$$y_1^{(n+1)} = \left\langle M_1 x^{(n+1)}, \psi_1 \right\rangle.$$

Claim 4. The bottom d elements of ψ_1 are always 0, i.e., there exists $w_1 \in \mathbb{R}^d$ such that we can express ψ_1 as

$$\psi_1 = \begin{bmatrix} w_1 \\ 0_{d \times 1} \end{bmatrix}.$$

Since our B_0 here is identical to that in the proof of Theorem 1 in A.1, Claim 4 holds for the same reason. We therefore omit the proof details to avoid repetition.

Given all the claims above, we can then compute that

$$\begin{aligned} \left\langle \psi_1, M_1 x^{(n+1)} \right\rangle &= \frac{1}{n} \left\langle B_0^\top M_2 X Y_0^\top, M_1 x^{(n+1)} \right\rangle && \text{(By (26))} \\ &= \frac{1}{n} \sum_{i=1}^n \left\langle B_0^\top M_2 x^{(i)} y_0^{(i)}, M_1 x^{(n+1)} \right\rangle \\ &= \frac{1}{n} \sum_{i=1}^n \left\langle B_0^\top \begin{bmatrix} \nu^{(i)} \\ 0_{d \times 1} \end{bmatrix} \begin{pmatrix} y_0^{(i)} \end{pmatrix}, M_1 x^{(n+1)} \right\rangle \\ &= \frac{1}{n} \sum_{i=1}^n \left\langle \begin{bmatrix} C_0 \nu^{(i)} \\ 0_{d \times 1} \end{bmatrix} \begin{pmatrix} y_0^{(i)} \end{pmatrix}, M_1 x^{(n+1)} \right\rangle && \text{(By Claim 4)} \\ &= \frac{1}{n} \sum_{i=1}^n \left\langle \begin{bmatrix} C_0 \nu^{(i)} y_0^{(i)} \\ 0_{d \times 1} \end{bmatrix}, M_1 x^{(n+1)} \right\rangle \end{aligned}$$

This means

$$\left\langle w_1, \nu^{(n+1)} \right\rangle = \frac{1}{n} \sum_{i=1}^n \left\langle C_0 \nu^{(i)} y_0^{(i)}, \nu^{(n+1)} \right\rangle.$$

Since the choice of the query $\nu^{(n+1)}$ is arbitrary, we get

$$w_1 = \frac{1}{n} \sum_{i=1}^n C_0 y_0^{(i)} \nu^{(i)}.$$

In particular, when we construct Z_0 such that $\nu^{(i)} = \phi_{i-1}$ and $y_0^{(i)} = R_i$, we get

$$w_1 = \frac{1}{n} \sum_{i=1}^n C_0 R_i \phi_{i-1}$$

which is the update rule for a single step of TD(0) with $w_0 = 0$. We also have

$$y_1^{(n+1)} = \langle \psi_1, M_1 x^{(n+1)} \rangle = -\langle w_1, \phi^{(n+1)} \rangle.$$

This concludes our proof. \square

A.3 Proof of Theorem 2

Preliminaries Before we present the proof, we first introduce notations convenient for our analysis. We decompose P_0 and Q_0 as

$$P_0 = \begin{bmatrix} P \in \mathbb{R}^{2d \times (2d+1)} \\ p \in \mathbb{R}^{1 \times (2d+1)} \end{bmatrix}, Q_0 = \begin{bmatrix} Q_a \in \mathbb{R}^{d \times d} & Q_b \in \mathbb{R}^{d \times d} & q_c \in \mathbb{R}^{d \times 1} \\ Q'_a \in \mathbb{R}^{d \times d} & Q'_b \in \mathbb{R}^{d \times d} & q'_c \in \mathbb{R}^{d \times 1} \\ q_a \in \mathbb{R}^{1 \times d} & q_b \in \mathbb{R}^{1 \times d} & q''_c \in \mathbb{R} \end{bmatrix}.$$

One can readily check that TF_1 is independent of $P, Q_b, Q'_b, q_b, q_c, q'_c, q''_c$. Thus, we can assume that these matrices are zero. Let $z^{(i)}$ be the i -th column of Z_0 . Indeed, TF_1 can be written as

$$\begin{aligned} \text{TF}_1(Z_0, \{P_0, Q_0\}) &= -Z_1[2d+1, n+1] && (\text{By (6)}) \\ &= -\frac{1}{n} p^\top \left(\sum_{i=1}^n z^{(i)} z^{(i)\top} \right) Q_0 z^{(n+1)} \\ &= -\frac{1}{n} \sum_{i=1}^n \langle p, z^{(i)} \rangle z^{(i)\top} Q_0 z^{(n+1)} \\ &= -\frac{1}{n} \sum_{i=1}^n \langle p, z^{(i)} \rangle (\phi_{i-1}^\top Q_a \phi_{n+1} + \gamma \phi_i^\top Q'_a \phi_{n+1} + R_i \phi_{n+1}^\top q_a) && (27) \\ &= -\frac{1}{n} \sum_{i=1}^n \left(\underbrace{\langle p_{[1:d]}, \phi_{i-1} \rangle + \gamma \langle p_{[d+1:2d]}, \phi_i \rangle + p_{[2d+1]} R_i}_{\alpha_i(Z_0, P_0)} \right) \\ &\quad \cdot \left(\underbrace{\phi_{i-1}^\top Q_a \phi_{n+1} + \gamma (\phi_i)^\top Q'_a \phi_{n+1} + R_i \phi_{n+1}^\top q_a}_{\beta_i(Z_0, Q_0)} \right). \end{aligned}$$

We prepare the following gradient computations for future use:

$$\begin{aligned} \nabla_{p_{[1:d]}} \text{TF}_1(Z_0, \{P_0, Q_0\}) &= -\frac{1}{n} \sum_{i=1}^n \beta_i(Z_0, Q_0) \phi_{i-1} \\ \nabla_{p_{[d+1:2d]}} \text{TF}_1(Z_0, \{P_0, Q_0\}) &= -\frac{\gamma}{n} \sum_{i=1}^n \beta_i(Z_0, Q_0) \phi_i \\ \nabla_{Q_a} \text{TF}_1(Z_0, \{P_0, Q_0\}) &= -\frac{1}{n} \sum_{i=1}^n \alpha_i(Z_0, P_0) \phi_{i-1} \phi_{n+1}^\top && (28) \\ \nabla_{Q'_a} \text{TF}_1(Z_0, \{P_0, Q_0\}) &= -\frac{\gamma}{n} \sum_{i=1}^n \alpha_i(Z_0, P_0) \phi_i \phi_{n+1}^\top \\ \nabla_{q_a} \text{TF}_1(Z_0, \{P_0, Q_0\}) &= -\frac{1}{n} \sum_{i=1}^n R_i \alpha_i(Z_0, P_0) \phi_{n+1}. \end{aligned}$$

We will also reference the following two lemmas in our main proof.

Lemma A.3.1. Let Λ be a diagonal matrix whose diagonal elements are i.i.d Rademacher random variables³ ζ_1, \dots, ζ_d . For any matrix $K \in \mathbb{R}^{d \times d}$, we have that $\mathbb{E}_\Lambda[\Lambda K \Lambda] = \text{diag}(K)$.

Proof. First, we can write $\Lambda K \Lambda$ explicitly as

$$\Lambda K \Lambda = \begin{bmatrix} \zeta_1 & 0 & \dots & 0 \\ 0 & \zeta_2 & \dots & 0 \\ \vdots & \vdots & \ddots & \vdots \\ 0 & 0 & \dots & \zeta_d \end{bmatrix} \begin{bmatrix} k_{11} & k_{12} & \dots & k_{1d} \\ k_{21} & k_{22} & \dots & k_{2d} \\ \vdots & \vdots & \ddots & \vdots \\ k_{d1} & k_{d2} & \dots & k_{dd} \end{bmatrix} \begin{bmatrix} \zeta_1 & 0 & \dots & 0 \\ 0 & \zeta_2 & \dots & 0 \\ \vdots & \vdots & \ddots & \vdots \\ 0 & 0 & \dots & \zeta_d \end{bmatrix}.$$

Using $(\Lambda K \Lambda)_{ij}$ to denote the element in the i -th row at column j of $\Lambda K \Lambda$, from elementary matrix multiplication we have

$$(\Lambda K \Lambda)_{ij} = \zeta_i k_{ij} \zeta_j.$$

When $i \neq j$, $\mathbb{E}[\zeta_i \zeta_j] = \mathbb{E}[\zeta_i] \mathbb{E}[\zeta_j] = 0$ because ζ_i and ζ_j are independent. For $i = j$, $\mathbb{E}[\zeta_i \zeta_j] = \mathbb{E}[\zeta_i^2] = 1$. We can then compute the expectation

$$\mathbb{E}_\Lambda[(\Lambda K \Lambda)_{ij}] = \begin{cases} k_{ij} & i = j \\ 0 & i \neq j. \end{cases}$$

Consequently,

$$\mathbb{E}_\Lambda[\Lambda K \Lambda] = \text{diag}(K).$$

□

Lemma A.3.2. Let $\Pi \in \mathbb{R}^{d \times d}$ be a random permutation matrix uniformly distributed over all $d \times d$ permutation matrices and $L \in \mathbb{R}^{d \times d}$ be a diagonal matrix. Then, it holds that

$$\mathbb{E}_\Pi[\Pi L \Pi^\top] = \frac{1}{d} \text{tr}(L) I_d.$$

Proof. By definition,

$$[\Pi L \Pi^\top]_{ij} = \sum_{k=1}^d \Pi_{ik} L_{kk} \Pi_{jk}.$$

We note that each row of Π is a standard basis. Given the orthogonality of standard bases, we get

$$[\Pi L \Pi^\top]_{ij} = \begin{cases} 0 & i \neq j \\ L_{q_i q_i} & i = j, \end{cases}$$

where q_i is the unique index such that $\Pi_{iq_i} = 1$. If the distribution of Π is uniform, then $[\Pi L \Pi^\top]_{ii}$ is equal to one of L_{11}, \dots, L_{dd} with the same probability. Thus, the expected value $[\Pi L \Pi^\top]_{ii}$ is $\frac{1}{d} \text{tr}(L)$. □

Now, we start with the proof of the theorem statement.

Proof. We recall the definition of the set Θ^* as

$$\Theta^* \doteq \cup_{\eta, c, c' \in \mathbb{R}} \left\{ P = \begin{bmatrix} 0_{2d \times 2d} & 0_{2d \times 1} \\ 0_{1 \times 2d} & \eta \end{bmatrix}, Q = \begin{bmatrix} cI_d & 0_{d \times d} & 0_{d \times 1} \\ c'I_d & 0_{d \times d} & 0_{d \times 1} \\ 0_{1 \times d} & 0_{1 \times d} & 0 \end{bmatrix} \right\}.$$

Suppose $\theta_k \in \Theta^*$, then by (27) and (28), we get

$$\text{TF}_1(Z_0, \theta_k) = -\frac{\eta_k}{n} \sum_{i=1}^n R_i (c_k \phi_{i-1}^\top \phi_{n+1} + c'_k \gamma \phi_i^\top \phi_{n+1}) \quad (29)$$

³A Rademacher random variable takes values 1 or -1 , each with an equal probability of 0.5.

$$\begin{aligned}
\text{TF}_1(Z'_0, \theta_k) &= -\frac{\eta_k}{n} \sum_{i=1}^n R_{i+1} (c_k \phi_i^\top \phi_{n+2} + c'_k \gamma \phi_{i+1}^\top \phi_{n+2}) \\
\nabla_{p_{[1:d]}} \text{TF}_1(Z_0, \theta_k) &= -\frac{1}{n} \sum_{i=1}^n (c_k \phi_{i-1}^\top \phi_{n+1} + c'_k \gamma \phi_i^\top \phi_{n+1}) \phi_{i-1} \\
\nabla_{p_{[d+1:2d]}} \text{TF}_1(Z_0, \theta_k) &= -\frac{\gamma}{n} \sum_{i=1}^n (c_k \phi_{i-1}^\top \phi_{n+1} + c'_k \gamma \phi_i^\top \phi_{n+1}) \phi_i \\
\nabla_{Q_a} \text{TF}_1(Z_0, \theta_k) &= -\frac{\eta_k}{n} \sum_{i=1}^n R_i \phi_{i-1} \phi_{n+1}^\top \\
\nabla_{Q'_a} \text{TF}_1(Z_0, \theta_k) &= -\frac{\gamma \eta_k}{n} \sum_{i=1}^n R_i \phi_i \phi_{n+1}^\top \\
\nabla_{q_a} \text{TF}_1(Z_0, \theta_k) &= -\frac{\eta_k}{n} \sum_{i=1}^n R_i^2 \phi_{n+1}
\end{aligned}$$

Recall the definition of $\Delta(\theta)$ in (13). With a slight abuse of notation, we define $\Delta(p_{[1:d]})$ to be the $p_{[1:d]}$ component of $\Delta(\theta)$, i.e.,

$$\Delta(p_{[1:d]}) \doteq \mathbb{E} \left[(R + \gamma \text{TF}_1(Z'_0, \theta) - \text{TF}_1(Z_0, \theta)) \frac{\partial \text{TF}_1(Z_0, \theta)}{\partial p_{[1:d]}} \right].$$

Same goes for $\Delta(p_{[d+1:2d]})$, $\Delta(Q_a)$, $\Delta(Q'_a)$, and $\Delta(q_a)$.

We will prove that

- (a) $\Delta(p_{[1:d]}) = \Delta(p_{[d+1:2d]}) = \Delta(q_a) = 0$ for $\Delta(\theta_k)$;
- (b) $\Delta(Q_a) = \delta I_d$ and $\Delta(Q'_a) = \delta' I_d$ for some $\delta, \delta' \in \mathbb{R}$ for $\Delta(\theta_k)$

using Assumptions 4.1 and 4.2. We can see that the combination of (a) and (b) are sufficient for proving the theorem. Recall that Z_0 and Z'_0 are sampled from (p_0, p, r, ϕ) . We make the following claims to assist our proof of (a) and (b).

Claim 1. Let ζ be a Rademacher random variable. We denote Z_ζ and Z'_ζ as the prompts sampled from $(p_0, p, r, \zeta \phi)$. We then have $Z_0 \triangleq Z_\zeta$ and $Z'_0 \triangleq Z'_\zeta$. To show this is true, we notice that for any realization of ζ , denoted as $\bar{\zeta} \in \{1, -1\}$, we have

$$\begin{aligned}
\Pr(p_0, p, r, \phi) &= \Pr(p_0, p, r) \Pr(\phi) && \text{(Assumption 4.1)} \\
&= \Pr(p_0, p, r) \Pr(\bar{\zeta} I_d \phi) && \text{(Assumption 4.2)} \\
&= \Pr(p_0, p, r, \bar{\zeta} \phi). && \text{(Assumption 4.1)}
\end{aligned}$$

It then follows that

$$\begin{aligned}
\Pr(p_0, p, r, \phi) &= \Pr(p_0, p, r, \phi) \sum_{\bar{\zeta} \in \{1, -1\}} \Pr(\zeta = \bar{\zeta}) \\
&= \sum_{\bar{\zeta} \in \{1, -1\}} \Pr(p_0, p, r, \phi) \Pr(\zeta = \bar{\zeta}) \\
&= \sum_{\bar{\zeta} \in \{1, -1\}} \Pr(p_0, p, r, \bar{\zeta} \phi) \Pr(\zeta = \bar{\zeta}) \\
&= \Pr(p_0, p, r, \zeta \phi).
\end{aligned}$$

This implies Claim 1 holds.

Claim 2. Define Λ as the diagonal matrix whose diagonal elements are i.i.d. Rademacher random variables ζ_1, \dots, ζ_d . We denote Z_Λ and Z'_Λ as the prompts sampled from $(p_0, p, r, \Lambda \phi)$, where $\Lambda \phi$

means $[\Lambda\phi(s)]_{s \in \mathcal{S}}$. We then have $Z_0 \triangleq Z_\Lambda$ and $Z'_0 \triangleq Z'_\Lambda$. The proof follows the same procedures as Claim 1.

Claim 3. Let Π be a random permutation matrix uniformly distributed over all $d \times d$ permutation matrices. We denote Z_Π and Z'_Π as the prompts sampled from $(p_0, p, r, \Pi\phi)$, where $\Pi\phi$ means $[\Pi\phi(s)]_{s \in \mathcal{S}}$. We then have $Z_0 \triangleq Z_\Pi$ and $Z'_0 \triangleq Z'_\Pi$. The proof follows the same procedures as Claim 1.

Proof of (a) using Claim 1 It is easy to check by (29) that

$$\begin{aligned} \text{TF}_1(Z_\zeta, \theta_k) &= -\frac{\eta_k}{n} \sum_{i=1}^n R_i (c_k \zeta^2 \phi_{i-1}^\top \phi_{n+1} + c'_k \gamma \zeta^2 \phi_i^\top \phi_{n+1}) \\ &= \underbrace{\zeta^2}_{=1} \text{TF}_1(Z_0, \theta_k) \\ &= \text{TF}_1(Z_0, \theta_k). \end{aligned} \quad (30)$$

Similarly, one can check that $\text{TF}_1(Z'_\zeta, \theta_k) = \text{TF}_1(Z'_0, \theta_k)$.

Furthermore,

$$\begin{aligned} \nabla_{p_{[1:d]}} \text{TF}_1(Z_\zeta, \theta_k) &= -\frac{1}{n} \sum_{i=1}^n \left(c_k \underbrace{\zeta^2}_{=1} \phi_{i-1}^\top \phi_{n+1} + c'_k \gamma \underbrace{\zeta^2}_{=1} \phi_i^\top \phi_{n+1} \right) \zeta \phi_{i-1} \\ &= -\frac{\zeta}{n} \sum_{i=1}^n (c_k \phi_{i-1}^\top \phi_{n+1} + c'_k \gamma \phi_i^\top \phi_{n+1}) \phi_{i-1} \\ &= \zeta \nabla_{p_{[1:d]}} \text{TF}_1(Z_0, \theta_k). \end{aligned} \quad (31)$$

Then, from (13), we get

$$\begin{aligned} &\Delta(p_{[1:d]}) \\ &= \mathbb{E}[(R_{n+2} + \gamma \text{TF}_1(Z'_0, \theta_k) - \text{TF}_1(Z_0, \theta_k)) \nabla_{p_{[1:d]}} \text{TF}_1(Z_0, \theta_k)] \\ &= \mathbb{E}[(R_{n+2} + \gamma \text{TF}_1(Z'_\zeta, \theta_k) - \text{TF}_1(Z_\zeta, \theta_k)) \nabla_{p_{[1:d]}} \text{TF}_1(Z_\zeta, \theta_k)] \quad (\text{By Claim 1}) \\ &= \mathbb{E}_\zeta[\mathbb{E}[(R_{n+2} + \gamma \text{TF}_1(Z'_\zeta, \theta_k) - \text{TF}_1(Z_\zeta, \theta_k)) \nabla_{p_{[1:d]}} \text{TF}_1(Z_\zeta, \theta_k) \mid \zeta]] \\ &= \mathbb{E}_\zeta[\mathbb{E}[(R_{n+2} + \gamma \text{TF}_1(Z'_0, \theta_k) - \text{TF}_1(Z_0, \theta_k)) \zeta \nabla_{p_{[1:d]}} \text{TF}_1(Z_0, \theta_k) \mid \zeta]] \quad (\text{By (30), (31)}) \\ &= \mathbb{E}_\zeta[\zeta \mathbb{E}[(R_{n+2} + \gamma \text{TF}_1(Z'_0, \theta_k) - \text{TF}_1(Z_0, \theta_k)) \nabla_{p_{[1:d]}} \text{TF}_1(Z_0, \theta_k) \mid \zeta]] \\ &= \mathbb{E}_\zeta[\zeta \mathbb{E}[(R_{n+2} + \gamma \text{TF}_1(Z'_0, \theta_k) - \text{TF}_1(Z_0, \theta_k)) \nabla_{p_{[1:d]}} \text{TF}_1(Z_0, \theta_k)]] \\ &= \mathbb{E}_\zeta[\zeta] \mathbb{E}[(R_{n+2} + \gamma \text{TF}_1(Z'_0, \theta_k) - \text{TF}_1(Z_0, \theta_k)) \nabla_{p_{[1:d]}} \text{TF}_1(Z_0, \theta_k)] \\ &= 0. \end{aligned}$$

The proof is analogous for $\Delta(p_{[d+1:2d]}) = 0$, and $\Delta(q_a) = 0$.

Proof of (b) using Claims 2 and 3 We first show that $\Delta(Q_a)$ is a diagonal matrix. Similar to (a), we have

$$\begin{aligned} \text{TF}_1(Z_\Lambda, \theta_k) &= -\frac{1}{n} \sum_{i=1}^n \eta_k R_i \left(c_k \phi_{i-1}^\top \underbrace{\Lambda^2}_{=I} \phi_{n+1} + c'_k \gamma \phi_i^\top \underbrace{\Lambda^2}_{=I} \phi_{n+1} \right) \\ &= \text{TF}_1(Z_0, \theta_k). \end{aligned} \quad (32)$$

Similarly, we get $\text{TF}_1(Z'_\Lambda, \theta_k) = \text{TF}_1(Z'_0, \theta_k)$. Additionally, we have

$$\nabla_{Q_a} \text{TF}_1(Z_\Lambda, \theta_k) = -\frac{1}{n} \sum_{i=1}^n \eta_k R_i \Lambda \phi_{i-1} \phi_{n+1}^\top \Lambda^\top = \Lambda \nabla_{Q_a} \text{TF}_1(Z_0, \theta_k) \Lambda. \quad (33)$$

By (13) again, we get

$$\Delta(Q_a)$$

$$\begin{aligned}
&= \mathbb{E}[(R_{n+2} + \gamma \text{TF}_1(Z'_0, \theta_k) - \text{TF}_1(Z_0, \theta_k)) \nabla_{Q_a} \text{TF}_1(Z_0, \theta_k)] \\
&= \mathbb{E}[(R_{n+2} + \gamma \text{TF}_1(Z'_\Lambda, \theta_k) - \text{TF}_1(Z_\Lambda, \theta_k)) \nabla_{Q_a} \text{TF}_1(Z_\Lambda, \theta_k)] \quad (\text{By Claim 2}) \\
&= \mathbb{E}_\Lambda[\mathbb{E}[(R_{n+2} + \gamma \text{TF}_1(Z'_\Lambda, \theta_k) - \text{TF}_1(Z_\Lambda, \theta_k)) \nabla_{Q_a} \text{TF}_1(Z_\Lambda, \theta_k) \mid \Lambda]] \\
&= \mathbb{E}_\Lambda[\mathbb{E}[(R_{n+2} + \gamma \text{TF}_1(Z'_0, \theta_k) - \text{TF}_1(Z_0, \theta_k)) \Lambda \nabla_{Q_a} \text{TF}_1(Z_0, \theta_k) \Lambda \mid \Lambda]] \quad (\text{By (32), (33)}) \\
&= \mathbb{E}_\Lambda[\Lambda \mathbb{E}[(R_{n+2} + \gamma \text{TF}_1(Z'_0, \theta_k) - \text{TF}_1(Z_0, \theta_k)) \nabla_{Q_a} \text{TF}_1(Z_0, \theta_k) \mid \Lambda] \Lambda] \\
&= \mathbb{E}_\Lambda[\Lambda \mathbb{E}[(R_{n+2} + \gamma \text{TF}_1(Z'_0, \theta_k) - \text{TF}_1(Z_0, \theta_k)) \nabla_{Q_a} \text{TF}_1(Z_0, \theta_k)] \Lambda] \\
&= \text{diag}(\mathbb{E}[(R_{n+2} + \gamma \text{TF}_1(Z'_0, \theta_k) - \text{TF}_1(Z_0, \theta_k)) \nabla_{Q_a} \text{TF}_1(Z_0, \theta_k)]) \quad (\text{By Lemma A.3.1}) \\
&= \text{diag}(\Delta(Q_a)).
\end{aligned}$$

The last equation holds if and only if $\Delta(Q_a)$ is diagonal. We have proven this claim.

Now, we prove that $\Delta(Q_a) = \delta I_d$ for some $\delta \in \mathbb{R}$ using Claim 3 and Lemma A.3.2. Let Π be a random permutation matrix uniformly distributed over all permutation matrices. Recall the definition of Z_Π and Z'_Π in Claim 3. We have

$$\text{TF}_1(Z_\Pi, \theta_k) = -\frac{1}{n} \sum_{i=1}^n \eta_k R_i \left(c_k \phi_{i-1}^\top \underbrace{\Pi^\top \Pi}_{=I} \phi_{n+1} + c'_k \gamma \phi_i^\top \underbrace{\Pi^\top \Pi}_{=I} \phi_{n+1} \right) = \text{TF}_1(Z_0, \theta_k). \quad (34)$$

Analogously, we get $\text{TF}_1(Z'_\Pi, \theta_k) = \text{TF}_1(Z'_0, \theta_k)$. Furthermore, we have

$$\nabla_{Q_a} \text{TF}_1(Z_\Pi, \theta_k) = -\frac{1}{n} \sum_{i=1}^n \eta_k R_i \Pi \phi_{i-1} \phi_{n+1}^\top \Pi^\top = \Pi \nabla_{Q_a} \text{TF}_1(Z_0, \theta_k) \Pi^\top. \quad (35)$$

By (13), we are ready to show that

$$\begin{aligned}
&\Delta(Q_a) \\
&= \mathbb{E}[(R_{n+2} + \gamma \text{TF}_1(Z'_0, \theta_k) - \text{TF}_1(Z_0, \theta_k)) \nabla_{Q_a} \text{TF}_1(Z_0, \theta_k)] \\
&= \mathbb{E}[(R_{n+2} + \gamma \text{TF}_1(Z'_\Pi, \theta_k) - \text{TF}_1(Z_\Pi, \theta_k)) \nabla_{Q_a} \text{TF}_1(Z_\Pi, \theta_k)] \quad (\text{By Claim 3}) \\
&= \mathbb{E}_\Pi[\mathbb{E}[(R_{n+2} + \gamma \text{TF}_1(Z'_\Pi, \theta_k) - \text{TF}_1(Z_\Pi, \theta_k)) \nabla_{Q_a} \text{TF}_1(Z_\Pi, \theta_k) \mid \Pi]] \\
&= \mathbb{E}_\Pi[\mathbb{E}[(R_{n+2} + \gamma \text{TF}_1(Z'_0, \theta_k) - \text{TF}_1(Z_0, \theta_k)) \Pi \nabla_{Q_a} \text{TF}_1(Z_0, \theta_k) \Pi^\top \mid \Pi]] \quad (\text{By (34), (35)}) \\
&= \mathbb{E}_\Pi[\Pi \mathbb{E}[(R_{n+2} + \gamma \text{TF}_1(Z'_0, \theta_k) - \text{TF}_1(Z_0, \theta_k)) \nabla_{Q_a} \text{TF}_1(Z_0, \theta_k) \mid \Pi] \Pi^\top] \\
&= \mathbb{E}_\Pi[\Pi \mathbb{E}[(R_{n+2} + \gamma \text{TF}_1(Z'_0, \theta_k) - \text{TF}_1(Z_0, \theta_k)) \nabla_{Q_a} \text{TF}_1(Z_0, \theta_k)] \Pi^\top] \\
&= \mathbb{E}_\Pi[\Pi \text{diag}(\Delta(Q_a)) \Pi^\top] \\
&= \frac{1}{d} \text{tr}(\Delta(Q_a)) I_d \quad (\text{By Lemma A.3.2}) \\
&= \delta I_d.
\end{aligned}$$

The proof is analogous for $\Delta(Q'_a) = \delta' I_d$ for some $\delta' \in \mathbb{R}$.

Suppose that $\Delta(p_{[2d+1]}) = \rho \in \mathbb{R}$, we now can conclude that

$$\Delta(\theta_k) = \left\{ \Delta(P_0) = \begin{bmatrix} 0_{2d \times 2d} & 0_{2d \times 1} \\ 0_{1 \times 2d} & \rho \end{bmatrix}, \Delta(Q_0) = \begin{bmatrix} \delta I_d & 0_{d \times d} & 0_{d \times 1} \\ \delta' I_d & 0_{d \times d} & 0_{d \times 1} \\ 0_{1 \times d} & 0_{1 \times d} & 0 \end{bmatrix} \right\}.$$

Therefore, according to (13), we get

$$\begin{aligned}
&\theta_{k+1} \\
&= \theta_k + \alpha_k \Delta(\theta_k) \\
&= \left\{ \begin{bmatrix} 0_{2d \times 2d} & 0_{2d \times 1} \\ 0_{1 \times 2d} & \eta_k + \alpha_k \rho \end{bmatrix}, \begin{bmatrix} c_k + \alpha_k \delta I_d & 0_{d \times d} & 0_{d \times 1} \\ c'_k + \alpha_k \delta' I_d & 0_{d \times d} & 0_{d \times 1} \\ 0_{1 \times d} & 0_{1 \times d} & 0 \end{bmatrix} \right\} \in \Theta_*.
\end{aligned}$$

□

A.4 Proof of Corollary 2

Proof. We recall from (5) that the embedding evolves according to

$$Z_{l+1} = Z_l + \frac{1}{n} P_l Z_l M (Z_l^\top Q_l Z_l).$$

We again refer to the elements in Z_l as $\{(x_l^{(i)}, y_l^{(i)})\}_{i=1, \dots, n+1}$ in the following way

$$Z_l = \begin{bmatrix} x_l^{(1)} & \dots & x_l^{(n)} & x_l^{(n+1)} \\ y_l^{(1)} & \dots & y_l^{(n)} & y_l^{(n+1)} \end{bmatrix},$$

where we recall that $Z_l \in \mathbb{R}^{(2d+1) \times (n+1)}$, $x_l^{(i)} \in \mathbb{R}^{2d}$, $y_l^{(i)} \in \mathbb{R}$. Sometimes, it is more convenient to refer to the first half and second half of $x_l^{(i)}$ separately, by, e.g., $\nu_l^{(i)} \in \mathbb{R}^d$, $\xi_l^{(i)} \in \mathbb{R}^d$, i.e., $x_l^{(i)} = \begin{bmatrix} \nu_l^{(i)} \\ \xi_l^{(i)} \end{bmatrix}$. Then, we have

$$Z_l = \begin{bmatrix} \nu_l^{(1)} & \dots & \nu_l^{(n)} & \nu_l^{(n+1)} \\ \xi_l^{(1)} & \dots & \xi_l^{(n)} & \xi_l^{(n+1)} \\ y_l^{(1)} & \dots & y_l^{(n)} & y_l^{(n+1)} \end{bmatrix}.$$

We utilize the shorthands

$$\begin{aligned} X_l &= \begin{bmatrix} x_l^{(1)} & \dots & x_l^{(n)} \end{bmatrix} \in \mathbb{R}^{2d \times n}, \\ Y_l &= \begin{bmatrix} y_l^{(1)} & \dots & y_l^{(n)} \end{bmatrix} \in \mathbb{R}^{1 \times n}. \end{aligned}$$

Then we have

$$Z_l = \begin{bmatrix} X_l & x_l^{(n+1)} \\ Y_l & y_l^{(n+1)} \end{bmatrix}.$$

For the input Z_0 , we assume $\xi_0^{(n+1)} = 0$, $y_0^{(n+1)} = 0$ but all other entries of Z_0 are arbitrary. We recall our definition of M in (4) and $\{P_l^{\text{RG}}, Q_l^{\text{RG}}\}$ in (15). In particular, we can express Q_l^{RG} in a more compact way as

$$\begin{aligned} M_1 &\doteq \begin{bmatrix} -I_d & I_d \\ 0_{d \times d} & 0_{d \times d} \end{bmatrix} \in \mathbb{R}^{2d \times 2d}, \\ M_2 &\doteq -M_1 \\ B_l &\doteq \begin{bmatrix} C_l^\top & 0_{d \times d} \\ 0_{d \times d} & 0_{d \times d} \end{bmatrix} \in \mathbb{R}^{2d \times 2d}, \\ A_l &\doteq M_2^\top B_l M_1 = \begin{bmatrix} -C_l^\top & C_l^\top \\ C_l^\top & -C_l^\top \end{bmatrix} \in \mathbb{R}^{2d \times 2d}, \\ Q_l^{\text{RG}} &\doteq \begin{bmatrix} A_l & 0_{2d \times 1} \\ 0_{1 \times 2d} & 0 \end{bmatrix} \in \mathbb{R}^{(2d+1) \times (2d+1)}. \end{aligned}$$

We then verify the following claims.

Claim 1. $X_l \equiv X_0$, $x_l^{(n+1)} \equiv x_0^{(n+1)}$, $\forall l$.

We note that P_l^{RG} is the key reason Claim 1 holds and is the same as the TD(0) case. Referring to A.1, we omit the proof of Claim 1 here.

Claim 2.

$$\begin{aligned} Y_{l+1} &= Y_l + \frac{1}{n} Y_l X^\top A_l X \\ y_{l+1}^{(n+1)} &= y_l^{(n+1)} + \frac{1}{n} Y_l X^\top A_l x^{(n+1)}. \end{aligned}$$

Since the only difference between the true residual gradient and TD(0) configurations is the internal structure of A_l , we argue that it's irrelevant to Claim 2. We therefore again refer the readers to [A.1](#) for a detailed proof.

Claim 3.

$$y_{l+1}^{(i)} = y_0^{(i)} + \left\langle M_1 x^{(i)}, \frac{1}{n} \sum_{j=0}^l B_j^\top M_2 X Y_j^\top \right\rangle,$$

for $i = 1, \dots, n+1$.

By Claim 2, we can unroll Y_{l+1} as

$$\begin{aligned} Y_{l+1} &= Y_l + \frac{1}{n} Y_l X^\top A_l X \\ Y_l &= Y_{l-1} + \frac{1}{n} Y_{l-1} X^\top A_{l-1} X \\ &\vdots \\ Y_1 &= Y_0 + \frac{1}{n} Y_0 X^\top A_0 X. \end{aligned}$$

We can then compactly express Y_{l+1} as

$$Y_{l+1} = Y_0 + \frac{1}{n} \sum_{j=0}^l Y_j X^\top A_j X.$$

Recall that we define $A_j = M_2^\top B_j M_1$. Then, we can rewrite Y_{l+1} as

$$Y_{l+1} = Y_0 + \frac{1}{n} \sum_{j=0}^l Y_j X^\top M_2^\top B_j M_1 X.$$

With the identical procedure, we can easily rewrite $y_{l+1}^{(n+1)}$ as

$$y_{l+1}^{(n+1)} = y_0^{(n+1)} + \frac{1}{n} \sum_{j=0}^l Y_j X^\top M_2^\top B_j M_1 x^{(n+1)}.$$

In light of this, we define $\psi_0 \doteq 0$ and for $l = 0, \dots$

$$\begin{aligned} \psi_{l+1} &\doteq \frac{1}{n} \sum_{j=0}^l B_j^\top M_2 X Y_j^\top \in \mathbb{R}^{2d} \\ &= \psi_l + \frac{1}{n} B_l^\top M_2 X Y_l^\top \end{aligned} \tag{36}$$

Then we can write

$$y_{l+1}^{(i)} = y_0^{(i)} + \left\langle M_1 x^{(i)}, \psi_{l+1} \right\rangle, \tag{37}$$

for $i = 1, \dots, n+1$, which is the claim we made. In particular, since we assume $y_0^{(n+1)} = 0$, we have

$$y_{l+1}^{(n+1)} = \left\langle M_1 x^{(n+1)}, \psi_{l+1} \right\rangle.$$

Claim 4. The bottom d elements of ψ_l are always 0, i.e., there exists a sequence $\{w_l \in \mathbb{R}^d\}$ such that we can express ψ_l as

$$\psi_l = \begin{bmatrix} w_l \\ 0_{d \times 1} \end{bmatrix}.$$

for all $l = 0, 1, \dots, L$.

Since B_l is the key reason Claim 4 holds and is identical to the TD(0) case, we refer the reader to [A.1](#) for detailed proof.

Given all the claims above, we can then compute that

$$\begin{aligned}
& \langle \psi_{l+1}, M_1 x^{(n+1)} \rangle \\
&= \langle \psi_l, M_1 x^{(n+1)} \rangle + \frac{1}{n} \langle B_l^\top M_2 X Y_l^\top, M_1 x^{(n+1)} \rangle \quad (\text{By (36)}) \\
&= \langle \psi_l, M_1 x^{(n+1)} \rangle + \frac{1}{n} \sum_{i=1}^n \langle B_l^\top M_2 x^{(i)} y_l^{(i)}, M_1 x^{(n+1)} \rangle \\
&= \langle \psi_l, M_1 x^{(n+1)} \rangle + \frac{1}{n} \sum_{i=1}^n \langle B_l^\top M_2 x^{(i)} (\langle \psi_l, M_1 x^{(i)} \rangle + y_0^{(i)}), M_1 x^{(n+1)} \rangle \quad (\text{By (37)}) \\
&= \langle \psi_l, M_1 x^{(n+1)} \rangle + \frac{1}{n} \sum_{i=1}^n \left\langle B_l^\top \begin{bmatrix} \nu^{(i)} - \xi^{(i)} \\ 0_{d \times 1} \end{bmatrix} \left(\left\langle \psi_l, \begin{bmatrix} -\nu^{(i)} + \xi^{(i)} \\ 0_{d \times 1} \end{bmatrix} \right\rangle + y_0^{(i)} \right), M_1 x^{(n+1)} \right\rangle \\
&= \langle \psi_l, M_1 x^{(n+1)} \rangle + \frac{1}{n} \sum_{i=1}^n \left\langle \begin{bmatrix} C_l (\nu^{(i)} - \xi^{(i)}) \\ 0_{d \times 1} \end{bmatrix} (y_0^{(i)} + w_l^\top \xi^{(i)} - w_l^\top \nu^{(i)}), M_1 x^{(n+1)} \right\rangle \quad (\text{By Claim 4}) \\
&= \langle \psi_l, M_1 x^{(n+1)} \rangle + \frac{1}{n} \sum_{i=1}^n \left\langle \begin{bmatrix} C_l (\nu^{(i)} - \xi^{(i)}) (y_0^{(i)} + w_l^\top \xi^{(i)} - w_l^\top \nu^{(i)}) \\ 0_{d \times 1} \end{bmatrix}, M_1 x^{(n+1)} \right\rangle
\end{aligned}$$

This means

$$\langle w_{l+1}, \nu^{(n+1)} \rangle = \langle w_l, \nu^{(n+1)} \rangle + \frac{1}{n} \sum_{i=1}^n \langle C_l (\nu^{(i)} - \xi^{(i)}) (y_0^{(i)} + w_l^\top \xi^{(i)} - w_l^\top \nu^{(i)}), \nu^{(n+1)} \rangle.$$

Since the choice of the query $\nu^{(n+1)}$ is arbitrary, we get

$$w_{l+1} = w_l + \frac{1}{n} \sum_{i=1}^n C_l (y_0^{(i)} + w_l^\top \xi^{(i)} - w_l^\top \nu^{(i)}) (\nu^{(i)} - \xi^{(i)}).$$

In particular, when we construct Z_0 such that $\nu^{(i)} = \phi_{i-1}$, $\xi^{(i)} = \gamma \phi_i$ and $y_0^{(i)} = R_i$, we get

$$w_{l+1} = w_l + \frac{1}{n} \sum_{i=1}^n C_l (R_i + \gamma w_l^\top \phi_i - w_l^\top \phi_{i-1}) (\phi_{i-1} - \gamma \phi_i)$$

which is the update rule for pre-conditioned residual gradient learning. We also have

$$y_l^{(n+1)} = \langle \psi_l, M_1 x^{(n+1)} \rangle = -\langle w_l, \phi^{(n+1)} \rangle.$$

This concludes our proof. \square

A.5 Proof of Corollary 3

Proof. The proof presented here closely mirrors the methodology and notation established in the proof of Theorem 1 from Appendix [A.1](#). We begin by recalling the embedding evolution from (5) as,

$$Z_{l+1} = Z_l + \frac{1}{n} P_l Z_l M^{\text{TD}(\lambda)} (Z_l^\top Q_l Z_l).$$

where we have substituted the original mask defined in (4) with the TD(λ) mask in (17). We once again refer to the elements in Z_l as $\{(x_l^{(i)}, y_l^{(i)})\}_{i=1, \dots, n+1}$ in the following way

$$Z_l = \begin{bmatrix} x_l^{(1)} & \dots & x_l^{(n)} & x_l^{(n+1)} \\ y_l^{(1)} & \dots & y_l^{(n)} & y_l^{(n+1)} \end{bmatrix},$$

where we recall that $Z_l \in \mathbb{R}^{(2d+1) \times (n+1)}$, $x_l^{(i)} \in \mathbb{R}^{2d}$, $y_l^{(i)} \in \mathbb{R}$. We utilize, $\nu_l^{(i)} \in \mathbb{R}^d$, $\xi_l^{(i)} \in \mathbb{R}^d$, to refer to the first half and second half of $x_l^{(i)}$ i.e., $x_l^{(i)} = \begin{bmatrix} \nu_l^{(i)} \\ \xi_l^{(i)} \end{bmatrix}$.

Then we have

$$Z_l = \begin{bmatrix} \nu_l^{(1)} & \dots & \nu_l^{(n)} & \nu_l^{(n+1)} \\ \xi_l^{(1)} & \dots & \xi_l^{(n)} & \xi_l^{(n+1)} \\ y_l^{(1)} & \dots & y_l^{(n)} & y_l^{(n+1)} \end{bmatrix}.$$

We further define as shorthands,

$$X_l = \begin{bmatrix} x_l^{(1)} & \dots & x_l^{(n)} \end{bmatrix} \in \mathbb{R}^{2d \times n},$$

$$Y_l = \begin{bmatrix} y_l^{(1)} & \dots & y_l^{(n)} \end{bmatrix} \in \mathbb{R}^{1 \times n}.$$

Then the blockwise structure of Z_l can be succinctly expressed as:

$$Z_l = \begin{bmatrix} X_l & x_l^{(n+1)} \\ Y_l & y_l^{(n+1)} \end{bmatrix}.$$

We proceed to the formal arguments by paralleling those in Theorem 1. As in the theorem, we assume that certain initial conditions, such as $\xi_0^{(n+1)} = 0$ and $y_0^{(n+1)} = 0$, hold, but other entries of Z_0 are arbitrary. We recall our definition of $M^{\text{TD}(\lambda)}$ in (17) and $\{P_l^{\text{TD}}, Q_l^{\text{TD}}\}_{l=0, \dots, L-1}$ in (10). In particular, we can express Q_l^{TD} in a more compact way as

$$M_1 \doteq \begin{bmatrix} -I_d & I_d \\ 0_{d \times d} & 0_{d \times d} \end{bmatrix} \in \mathbb{R}^{2d \times 2d},$$

$$B_l \doteq \begin{bmatrix} C_l^\top & 0_{d \times d} \\ 0_{d \times d} & 0_{d \times d} \end{bmatrix} \in \mathbb{R}^{2d \times 2d},$$

$$A_l \doteq B_l M_1 = \begin{bmatrix} -C_l^\top & C_l^\top \\ 0_{d \times d} & 0_{d \times d} \end{bmatrix} \in \mathbb{R}^{2d \times 2d},$$

$$Q_l^{\text{TD}} \doteq \begin{bmatrix} A_l & 0_{2d \times 1} \\ 0_{1 \times 2d} & 0 \end{bmatrix} \in \mathbb{R}^{(2d+1) \times (2d+1)},$$

We now proceed with the following claims.

In subsequent steps, it sometimes is useful to refer to the matrix $M^{\text{TD}(\lambda)} Z^\top$ in block form. Therefore, we will define $H^\top \in \mathbb{R}^{(n \times 2d)}$ as the first n rows of $M^{\text{TD}(\lambda)} Z^\top$ except for the last column, which we define as $Y_l^{(\lambda)} \in \mathbb{R}^n$.

$$M^{\text{TD}(\lambda)} Z_l^\top = \begin{bmatrix} H^\top & Y_l^{(\lambda)} \\ 0_{1 \times 2d} & 0 \end{bmatrix} \in \mathbb{R}^{(n+1) \times (2d+1)}$$

Let $h^{(i)}$ denote i -th column of H .

We proceed with the following claims.

Claim 1. $X_l \equiv X_0$, $x_l^{(n+1)} \equiv x_0^{(n+1)}$, $\forall l$.

Because we utilize the same definition of P_l^{TD} as in Theorem 1, the argument proving Claim 1 in Theorem 1 holds here as well. As a result, we drop all the subscripts of X_l , as well as subscripts of $x_l^{(i)}$ for $i = 1, \dots, n+1$.

Claim 2. Let $H \in \mathbb{R}^{(2d \times n)}$, where the i -th column of H is,

$$h^{(i)} = \sum_{k=1}^i \lambda^{i-k} x^{(i)} \in \mathbb{R}^{2d}.$$

Then we can write the updates for Y_{l+1} , and $y_{l+1}^{(n+1)}$ as,

$$Y_{l+1} = Y_l + \frac{1}{n} Y_l H^\top A_l X,$$

$$y_{l+1}^{(n+1)} = y_l^{(n+1)} + \frac{1}{n} Y_l H^\top A_l x^{(n+1)}.$$

We will show this by factoring the embedding evolution into the product of $P_l^{\text{TD}} Z_l$ and $M^{\text{TD}(\lambda)} Z_l^\top$, and $Q_l^{\text{TD}} Z_l$. Firstly, we have

$$P_l^{\text{TD}} Z_l = \begin{bmatrix} 0_{2d \times n} & 0_{2d \times 1} \\ Y_l & y_l^{(n+1)} \end{bmatrix}.$$

Next we analyze $M^{\text{TD}(\lambda)} Z_l^\top$. From basic matrix algebra we have,

$$\begin{aligned} M^{\text{TD}(\lambda)} Z_l^\top &= \begin{bmatrix} 1 & 0 & 0 & 0 & \cdots & 0 & 0 \\ \lambda & 1 & 0 & 0 & \cdots & 0 & 0 \\ \lambda^2 & \lambda & 1 & 0 & \cdots & 0 & 0 \\ \lambda^3 & \lambda^2 & \lambda & 1 & \cdots & 0 & 0 \\ \vdots & \vdots & \vdots & \vdots & \ddots & \vdots & \vdots \\ \lambda^{n-1} & \lambda^{n-2} & \lambda^{n-3} & \lambda^{n-4} & \cdots & 1 & 0 \\ 0 & 0 & 0 & 0 & \cdots & 0 & 0 \end{bmatrix} \begin{bmatrix} x^{(1)\top} & y^{(1)} \\ x^{(2)\top} & y^{(2)} \\ x^{(3)\top} & y^{(3)} \\ \vdots & \vdots \\ x^{(n)\top} & y^{(n)} \\ x^{(n+1)\top} & 0 \end{bmatrix} \\ &= \begin{bmatrix} x^{(1)\top} & y_l^{(1)} \\ x^{(2)\top} + \lambda x^{(1)\top} & y_l^{(2)} + \lambda y_l^{(1)} \\ \vdots & \vdots \\ \sum_{i=1}^n \lambda^{n-i} x_i^\top & \sum_{i=1}^n \lambda^{n-i} y_l^{(i)} \\ 0_{1 \times 2d} & 0 \end{bmatrix}, \\ &= \begin{bmatrix} h^{(1)\top} & y_l^{(1)} \\ h^{(2)\top} & y_l^{(2)} + \lambda y_l^{(1)} \\ \vdots & \vdots \\ h^{(n)\top} & \sum_{i=1}^n \lambda^{n-i} y_l^{(i)} \\ 0_{1 \times 2d} & 0 \end{bmatrix} \\ &= \begin{bmatrix} H^\top & K_l^{(\lambda)} \\ 0_{1 \times 2d} & 0 \end{bmatrix}, \end{aligned}$$

where $K_l^{(\lambda)} \in \mathbb{R}^d$ is introduced for notation simplicity.

Then, we analyze $M^{\text{TD}(\lambda)} Z_l^\top Q_l^{\text{TD}} Z_l$. Applying the block matrix notations, we get

$$\begin{aligned} (M^{\text{TD}(\lambda)} Z_l^\top) Q_l^{\text{TD}} Z_l &= \begin{bmatrix} H^\top & K_l^{(\lambda)} \\ 0_{1 \times 2d} & 0 \end{bmatrix} \begin{bmatrix} A_l & 0_{2d \times 1} \\ 0_{1 \times 2d} & 0 \end{bmatrix} \begin{bmatrix} X & x^{(n+1)} \\ Y_l & y_l^{(n+1)} \end{bmatrix} \\ &= \begin{bmatrix} H^\top A_l & 0_{n \times 1} \\ 0_{1 \times 2d} & 0 \end{bmatrix} \begin{bmatrix} X & x^{(n+1)} \\ Y_l & y_l^{(n+1)} \end{bmatrix} \\ &= \begin{bmatrix} H^\top A_l X & H^\top A_l x^{(n+1)} \\ 0_{1 \times 2d} & 0 \end{bmatrix}. \end{aligned}$$

Combining the two, we get

$$\begin{aligned} P_l^{\text{TD}} Z_l (M^{\text{TD}(\lambda)} Z_l^\top Q_l^{\text{TD}} Z_l) &= \begin{bmatrix} 0_{2d \times n} & 0_{2d \times 1} \\ Y_l & y_l^{(n+1)} \end{bmatrix} \begin{bmatrix} H^\top A_l X & H^\top A_l x^{(n+1)} \\ 0_{1 \times 2d} & 0 \end{bmatrix} \\ &= \begin{bmatrix} 0_{2d \times n} & 0_{2d \times 1} \\ Y_l H^\top A_l X & Y_l H^\top A_l x^{(n+1)} \end{bmatrix}. \end{aligned}$$

Hence, according to our update rule in (5), we get

$$Y_{l+1} = Y_l + \frac{1}{n} Y_l H^\top A_l X$$

$$y_{l+1}^{(n+1)} = y_l^{(n+1)} + \frac{1}{n} Y_l H^\top A_l x^{(n+1)}.$$

Claim 3.

$$y_{l+1}^{(i)} = y_0^{(i)} + \left\langle M_1 x^{(i)}, \frac{1}{n} \sum_{i=0}^l B_i^\top M_2 X Y_i^\top \right\rangle,$$

for $i = 1, \dots, n+1$, where $M_2 = \begin{bmatrix} I_d & 0_{d \times d} \\ 0_{d \times d} & 0_{d \times d} \end{bmatrix}$.

Following Claim 2, we can unroll the recursive definition of Y_{l+1} and express it compactly as,

$$Y_{l+1} = Y_0 + \frac{1}{n} \sum_{i=0}^l Y_i H^\top A_i X.$$

Recall that we define $A_i = B_i M_1$. Then, we can rewrite Y_{l+1} as

$$Y_{l+1} = Y_0 + \frac{1}{n} \sum_{i=0}^l Y_i H^\top M_2 B_i M_1 X.$$

The introduction of M_2 here does not break the equivalence because $B_i = M_2 B_i$. However, it will help make our proof steps easier to comprehend later.

With the identical recursive unrolling procedure, we can rewrite $y_{l+1}^{(n+1)}$ as

$$y_{l+1}^{(n+1)} = y_0^{(n+1)} + \frac{1}{n} \sum_{i=0}^l Y_i H^\top M_2 B_i M_1 x^{(n+1)}.$$

In light of this, we define $\psi_0 \doteq 0$ and for $l = 0, \dots$

$$\psi_{l+1} \doteq \frac{1}{n} \sum_{i=0}^l B_i^\top M_2 H Y_i^\top \in \mathbb{R}^{2d}. \quad (38)$$

Then we can write

$$y_{l+1}^{(i)} = y_0^{(i)} + \left\langle M_1 x^{(i)}, \psi_{l+1} \right\rangle, \quad (39)$$

for $i = 1, \dots, n+1$, which is the claim we made. In particular, since we assume $y_0^{(n+1)} = 0$, we have

$$y_{l+1}^{(n+1)} = \left\langle M_1 x^{(n+1)}, \psi_{l+1} \right\rangle.$$

Claim 4. The bottom d elements of ψ_l are always 0, i.e., there exists a sequence $\{w_l \in \mathbb{R}^d\}$ such that we can express ψ_l as

$$\psi_l = \begin{bmatrix} w_l \\ 0_{d \times 1} \end{bmatrix}.$$

for all $l = 0, 1, \dots, L$.

Because we utilize the same definition of B_l as in Theorem 1 when defining ψ_{l+1} , the argument proving Claim 4 in Theorem 1 holds here as well. We omit the steps to avoid redundancy.

Given all the claims above, we can then compute that

$$\begin{aligned} & \left\langle \psi_{l+1}, M_1 x^{(n+1)} \right\rangle \\ &= \left\langle \psi_l, M_1 x^{(n+1)} \right\rangle + \frac{1}{n} \left\langle B_l^\top M_2 H Y_l^\top, M_1 x^{(n+1)} \right\rangle \end{aligned} \quad (\text{By (38)})$$

$$\begin{aligned}
&= \langle \psi_l, M_1 x^{(n+1)} \rangle + \frac{1}{n} \sum_{i=1}^n \langle B_l^\top M_2 h^{(i)} y_l^{(i)}, M_1 x^{(n+1)} \rangle \\
&= \langle \psi_l, M_1 x^{(n+1)} \rangle + \frac{1}{n} \sum_{i=1}^n \langle B_l^\top M_2 h^{(i)} (\langle \psi_l, M_1 x^{(i)} \rangle + y_0^{(i)}), M_1 x^{(n+1)} \rangle \quad (\text{By (39)}) \\
&= \langle \psi_l, M_1 x^{(n+1)} \rangle + \frac{1}{n} \sum_{i=1}^n \left\langle B_l^\top \begin{bmatrix} \left(\sum_{k=1}^i \lambda^{i-k} \nu^{(i)} \right) \\ 0_{d \times 1} \end{bmatrix} \left(\langle \psi_l, \begin{bmatrix} -\nu^{(i)} + \xi^{(i)} \\ 0_{d \times 1} \end{bmatrix} \rangle + y_0^{(i)} \right), M_1 x^{(n+1)} \right\rangle \\
&= \langle \psi_l, M_1 x^{(n+1)} \rangle + \frac{1}{n} \sum_{i=1}^n \left\langle \begin{bmatrix} C_l \left(\sum_{k=1}^i \lambda^{i-k} \nu^{(i)} \right) \\ 0_{d \times 1} \end{bmatrix} (y_0^{(i)} + w_l^\top \xi^{(i)} - w_l^\top \nu^{(i)}), M_1 x^{(n+1)} \right\rangle \\
&\quad (\text{By Claim 4}) \\
&= \langle \psi_l, M_1 x^{(n+1)} \rangle + \frac{1}{n} \sum_{i=1}^n \left\langle \begin{bmatrix} C_l (y_0^{(i)} + w_l^\top \xi^{(i)} - w_l^\top \nu^{(i)}) \left(\sum_{k=1}^i \lambda^{i-k} \nu^{(i)} \right) \\ 0_{d \times 1} \end{bmatrix}, M_1 x^{(n+1)} \right\rangle
\end{aligned}$$

This means

$$\langle w_{l+1}, \nu^{(n+1)} \rangle = \langle w_l, \nu^{(n+1)} \rangle + \frac{1}{n} \sum_{i=1}^n \left\langle C_l (y_0^{(i)} + w_l^\top \xi^{(i)} - w_l^\top \nu^{(i)}) \left(\sum_{k=1}^i \lambda^{i-k} \nu^{(i)} \right), \nu^{(n+1)} \right\rangle.$$

Since the choice of the query $\nu^{(n+1)}$ is arbitrary, we get

$$w_{l+1} = w_l + \frac{1}{n} \sum_{i=1}^n C_l (y_0^{(i)} + w_l^\top \xi^{(i)} - w_l^\top \nu^{(i)}) \left(\sum_{k=1}^i \lambda^{i-k} \nu^{(i)} \right).$$

In particular, when we construct Z_0 such that $\nu^{(i)} = \phi_{i-1}$, $\xi^{(i)} = \gamma \phi_i$ and $y_0^{(i)} = R_i$, we get

$$w_{l+1} = w_l + \frac{1}{n} \sum_{i=1}^n C_l (R_i + \gamma w_l^\top \phi_i - w_l^\top \phi_{i-1}) e_{i-1}$$

where

$$e_i = \sum_{k=1}^i \lambda^{i-k} \phi_k \in \mathbb{R}^d$$

which is the update rule for pre-conditioned TD(λ). We also have

$$y_l^{(n+1)} = \langle \psi_l, M_1 x^{(n+1)} \rangle = -\langle w_l, \phi^{(n+1)} \rangle.$$

This concludes our proof. \square

A.6 Proof of Theorem 3

Proof. We recall from (21) that the embedding evolves according to

$$\begin{aligned}
Z_{l+1} &= Z_l + \frac{1}{n} \text{TwoHead}(Z_l; P_l^{\overline{\text{TD}},(1)}, Q_l^{\overline{\text{TD}}}, M^{\overline{\text{TD}},(1)}, P_l^{\overline{\text{TD}},(2)}, Q_l^{\overline{\text{TD}}}, M^{\overline{\text{TD}},(2)}, W_l) \\
&= Z_l + \frac{1}{n} W_l \begin{bmatrix} \text{LinAttn}(Z_l; P_l^{\overline{\text{TD}},(1)}, Q_l^{\overline{\text{TD}}}, M^{\overline{\text{TD}},(1)}) \\ \text{LinAttn}(Z_l; P_l^{\overline{\text{TD}},(2)}, Q_l^{\overline{\text{TD}}}, M^{\overline{\text{TD}},(2)}) \end{bmatrix}
\end{aligned}$$

In this configuration, we refer to the elements in Z_l as $\{(x_l^{(i)}, y_l^{(i)}, h_l^{(i)})\}_{i=1, \dots, n+1}$ in the following way,

$$Z_l = \begin{bmatrix} x_l^{(1)} & \dots & x_l^{(n)} & x_l^{(n+1)} \\ y_l^{(1)} & \dots & y_l^{(n)} & y_l^{(n+1)} \\ h_l^{(1)} & \dots & h_l^{(n)} & h_l^{(n+1)} \end{bmatrix},$$

where we recall that $Z_l \in \mathbb{R}^{(2d+2) \times (n+1)}$, $x_l^{(i)} \in \mathbb{R}^{2d}$, $y_l^{(i)} \in \mathbb{R}$ and $h_l^{(i)} \in \mathbb{R}$.

Sometimes, it is more convenient to refer to the first half and second half of $x_l^{(i)}$ separately, by, e.g.,

$\nu_l^{(i)} \in \mathbb{R}^d$, $\xi_l^{(i)} \in \mathbb{R}^d$, i.e., $x_l^{(i)} = \begin{bmatrix} \nu_l^{(i)} \\ \xi_l^{(i)} \end{bmatrix}$. Then we have

$$Z_l = \begin{bmatrix} \nu_l^{(1)} & \dots & \nu_l^{(n)} & \nu_l^{(n+1)} \\ \xi_l^{(1)} & \dots & \xi_l^{(n)} & \xi_l^{(n+1)} \\ y_l^{(1)} & \dots & y_l^{(n)} & y_l^{(n+1)} \\ h_l^{(1)} & \dots & h_l^{(n)} & h_l^{(n+1)} \end{bmatrix}.$$

We further define as shorthands

$$\begin{aligned} X_l &\doteq \begin{bmatrix} x_l^{(1)} & \dots & x_l^{(n)} \end{bmatrix} \in \mathbb{R}^{2d \times n}, \\ Y_l &\doteq \begin{bmatrix} y_l^{(1)} & \dots & y_l^{(n)} \end{bmatrix} \in \mathbb{R}^{1 \times n}, \\ H_l &\doteq \begin{bmatrix} h_l^{(1)} & \dots & h_l^{(n)} \end{bmatrix} \in \mathbb{R}^{1 \times n}. \end{aligned}$$

Then we can express Z_l as

$$Z_l = \begin{bmatrix} X_l & x_l^{(n+1)} \\ Y_l & y_l^{(n+1)} \\ H_l & h_l^{(n+1)} \end{bmatrix}.$$

For the input Z_0 , we assume $\xi_0^{(n+1)} = 0$ and $h_0^{(i)} = 0$ for $i = 1, \dots, n+1$. All other entries of Z_0 are arbitrary. We recall our definition of $M^{\overline{\text{TD}},(1)}$, $M^{\overline{\text{TD}},(2)}$ in (20), $\{P_l^{\overline{\text{TD}},(1)}, P_l^{\overline{\text{TD}},(2)}, Q_l^{\overline{\text{TD}}}, W_l\}$ in (18) and (19). We again express $Q_l^{\overline{\text{TD}}}$ as

$$\begin{aligned} M_1 &\doteq \begin{bmatrix} -I_d & I_d \\ 0_{d \times d} & 0_{d \times d} \end{bmatrix} \in \mathbb{R}^{2d \times 2d}, \\ B_l &\doteq \begin{bmatrix} C_l^\top & 0_{d \times d} \\ 0_{d \times d} & 0_{d \times d} \end{bmatrix} \in \mathbb{R}^{2d \times 2d}, \\ A_l &\doteq B_l M_1 = \begin{bmatrix} -C_l^\top & C_l^\top \\ 0_{d \times d} & 0_{d \times d} \end{bmatrix} \in \mathbb{R}^{2d \times 2d}, \\ Q_l^{\overline{\text{TD}}} &\doteq \begin{bmatrix} A_l & 0_{2d \times 2} \\ 0_{2 \times 2d} & 0_{2 \times 2} \end{bmatrix} \in \mathbb{R}^{(2d+2) \times (2d+2)}. \end{aligned}$$

We now proceed with the following claims that assist in proving our main theorem.

Claim 1. $X_l \equiv X_0$, $x_l^{(n+1)} \equiv x_0^{(n+1)}$, $Y_l \equiv Y_0$, $y_l^{(n+1)} = y_0^{(n+1)}$, $\forall l$.

We define

$$\begin{aligned} V_l^{(1)} &\doteq P_l^{\overline{\text{TD}},(1)} Z_l M^{\overline{\text{TD}},(1)} \left(Z_l^\top Q_l^{\overline{\text{TD}}} Z_l \right) \in \mathbb{R}^{(2d+2) \times (n+1)} \\ V_l^{(2)} &\doteq P_l^{\overline{\text{TD}},(2)} Z_l M^{\overline{\text{TD}},(2)} \left(Z_l^\top Q_l^{\overline{\text{TD}}} Z_l \right) \in \mathbb{R}^{(2d+2) \times (n+1)}. \end{aligned}$$

Then the evolution of the embedding can be written as

$$Z_{l+1} = Z_l + \frac{1}{n} W_l \begin{bmatrix} V_l^{(1)} \\ V_l^{(2)} \end{bmatrix}.$$

By simple matrix arithmetic, we realize W_l is merely summing up the $(2d+1)$ -th row of $V_l^{(1)}$ and the $(2d+2)$ -th row of $V_l^{(2)}$ and putting the result on its bottom row. Thus, we have

$$W_l \begin{bmatrix} V_l^{(1)} \\ V_l^{(2)} \end{bmatrix} = \begin{bmatrix} 0_{(2d+1) \times (n+1)} \\ V_l^{(1)}(2d+1) + V_l^{(2)}(2d+2) \end{bmatrix} \in \mathbb{R}^{(2d+2) \times (n+1)},$$

where $V_l^{(1)}(2d+1)$ and $V_l^{(2)}(2d+2)$ respectively indicate the $(2d+1)$ -th row of $V_l^{(1)}$ and the $(2d+2)$ -th row of $V_l^{(2)}$. It clearly holds according to the update rule that

$$\begin{aligned} Z_{l+1}(1 : 2d+1) &= Z_l(1 : 2d+1) \\ \implies X_{l+1} &= X_l; \\ x_{l+1}^{(n+1)} &= x_l^{(n+1)}; \\ Y_{l+1} &= Y_l; \\ y_{l+1}^{(n+1)} &= y_l^{(n+1)}. \end{aligned}$$

Then, we can easily arrive at our claim by a simple induction. In light of this, we drop the subscripts of $X_l, x_l^{(i)}, Y_l$ and $y_l^{(i)}$ for all $i = 1, \dots, n+1$ and write Z_l as

$$Z_l = \begin{bmatrix} X & x^{(n+1)} \\ Y & y^{(n+1)} \\ H_l & h_l^{(n+1)} \end{bmatrix}.$$

Claim 2.

$$\begin{aligned} H_{l+1} &= H_l + \frac{1}{n}(H_l + Y - \bar{Y})X^\top A_l X \\ h_{l+1}^{(n+1)} &= h_l^{(n+1)} + \frac{1}{n}(H_l + Y - \bar{Y})X^\top A_l x^{(n+1)}, \end{aligned}$$

where $\bar{y}^{(i)} \doteq \sum_{k=1}^i \frac{y^{(k)}}{i}$ and $\bar{Y} \doteq [\bar{y}^{(1)}, \bar{y}^{(2)}, \dots, \bar{y}^{(n)}] \in \mathbb{R}^{1 \times n}$.

We show how this claim holds by investigating the function of each attention head in our formulation. The first attention head, corresponding to $V_l^{(1)}$ in claim 1, has the form

$$P_l^{\overline{\text{TD}},(1)} Z_l M^{\overline{\text{TD}},(1)} (Z_l^\top Q_l^{\overline{\text{TD}}} Z_l).$$

We first analyze $P_l^{\overline{\text{TD}},(1)} Z_l M^{\overline{\text{TD}},(1)}$. It should be clear that $P^{\overline{\text{TD}},(1)} Z_l$ selects out the $(2d+1)$ -th row of Z_l and gives us

$$P_l^{\overline{\text{TD}},(1)} = \begin{bmatrix} 0_{2d \times n} & 0_{2d \times 1} \\ Y & y^{(n+1)} \\ 0_{1 \times n} & 0 \end{bmatrix}.$$

The matrix $M^{\overline{\text{TD}},(1)}$ is essentially computing $Y - \bar{Y}$ and filtering out the $(n+1)$ -th entry when applied to $P_l^{\overline{\text{TD}},(1)} Z_l$. We break down the steps here:

$$\begin{aligned} &P_l^{\overline{\text{TD}},(1)} Z_l M^{\overline{\text{TD}},(1)} \\ &= P_l^{\overline{\text{TD}},(1)} Z_l (I_{n+1} - U_{n+1} \text{diag}([1 \quad \frac{1}{2} \quad \dots \quad \frac{1}{n}])) M^{\overline{\text{TD}},(2)} \\ &= P_l^{\overline{\text{TD}},(1)} Z_l M^{\overline{\text{TD}},(2)} - P_l^{\overline{\text{TD}},(1)} Z_l U_{n+1} \text{diag}([1 \quad \frac{1}{2} \quad \dots \quad \frac{1}{n}])) M^{\overline{\text{TD}},(2)} \\ &= \begin{bmatrix} 0_{2d \times n} & 0_{2d \times 1} \\ Y & 0 \\ 0_{1 \times n} & 0 \end{bmatrix} - \begin{bmatrix} 0_{2d \times 1} & 0_{2d \times 1} & \dots & 0_{2d \times 1} \\ y^{(1)} & \frac{1}{2}(y^{(1)} + y^{(2)}) & \dots & \frac{1}{n} \sum_{i=1}^n y^{(i)} \\ 0 & 0 & \dots & 0 \end{bmatrix} \begin{bmatrix} 0_{2d \times 1} & 0_{2d \times 1} \\ \frac{1}{n+1} \sum_{i=1}^{n+1} y^{(i)} & 0 \end{bmatrix} M^{\overline{\text{TD}},(2)} \\ &= \begin{bmatrix} 0_{2d \times n} & 0_{2d \times 1} \\ Y & 0 \\ 0_{1 \times n} & 0 \end{bmatrix} - \begin{bmatrix} 0_{2d \times n} & 0_{2d \times 1} \\ Y & 0 \\ 0_{1 \times n} & 0 \end{bmatrix} \\ &= \begin{bmatrix} 0_{2d \times n} & 0_{2d \times 1} \\ Y - \bar{Y} & 0 \\ 0_{1 \times n} & 0 \end{bmatrix}. \end{aligned}$$

We then analyze the remaining product $Z_l^\top Q_l^{\overline{\text{TD}}} Z_l$.

$$Z_l^\top Q_l^{\overline{\text{TD}}} Z_l$$

$$\begin{aligned}
&= \begin{bmatrix} X^\top & Y^\top & H_l^\top \\ x^{(n+1)\top} & y^{(n+1)\top} & h_l^{(n+1)\top} \end{bmatrix} \begin{bmatrix} A_l & 0_{2d \times 1} & 0_{2d \times 1} \\ 0_{1 \times 2d} & 0 & 0 \\ 0_{1 \times 2d} & 0 & 0 \end{bmatrix} \begin{bmatrix} X & x^{(n+1)} \\ Y & y^{(n+1)} \\ H_l & h_l^{(n+1)} \end{bmatrix} \\
&= \begin{bmatrix} X^\top A_l & 0_{n \times 1} & 0_{n \times 1} \\ x^{(n+1)\top} A_l & 0 & 0 \end{bmatrix} \begin{bmatrix} X & x^{(n+1)} \\ Y & y^{(n+1)} \\ H_l & h_l^{(n+1)} \end{bmatrix} \\
&= \begin{bmatrix} X^\top A_l X & X^\top A_l x^{(n+1)} \\ x^{(n+1)\top} A_l X & x^{(n+1)\top} A_l x^{(n+1)} \end{bmatrix}.
\end{aligned}$$

Putting them together, we get

$$\begin{aligned}
P_l^{\overline{\text{TD}},(1)} Z_l M^{\overline{\text{TD}},(1)} (Z_l^\top Q_l^{\overline{\text{TD}}} Z_l) &= \begin{bmatrix} 0_{2d \times n} & 0_{2d \times 1} \\ Y - \bar{Y} & 0 \\ 0_{1 \times n} & 0 \end{bmatrix} \begin{bmatrix} X^\top A_l X & X^\top A_l x^{(n+1)} \\ x^{(n+1)\top} A_l X & x^{(n+1)\top} A_l x^{(n+1)} \end{bmatrix} \\
&= \begin{bmatrix} 0_{2d \times n} & 0_{2d \times 1} \\ (Y - \bar{Y}) X^\top A_l X & (Y - \bar{Y}) X^\top A_l x^{(n+1)} \\ 0_{1 \times n} & 0 \end{bmatrix}.
\end{aligned}$$

The second attention head, corresponding to $V_l^{(2)}$ in claim 1, has the form

$$P_l^{\overline{\text{TD}},(2)} Z_l M^{\overline{\text{TD}},(2)} (Z_l^\top Q_l^{\overline{\text{TD}}} Z_l).$$

It's obvious that $P_l^{\overline{\text{TD}},(2)}$ selects out the $(2d+2)$ -th row of Z_l as

$$P_l^{\overline{\text{TD}},(2)} Z_l = \begin{bmatrix} 0_{(2d+1) \times n} & 0_{(2d+1) \times 1} \\ H_l & h_l^{(n+1)} \end{bmatrix}.$$

Applying the mask $M^{\overline{\text{TD}},(2)}$, we get

$$P_l^{\overline{\text{TD}},(2)} Z_l M^{\overline{\text{TD}},(2)} = \begin{bmatrix} 0_{(2d+1) \times n} & 0_{(2d+1) \times 1} \\ H_l & 0 \end{bmatrix}.$$

The product $Z_l^\top Q_l^{\overline{\text{TD}}} Z_l$ is identical to the first attention head. Hence, we see the computation of the second attention head gives us

$$\begin{aligned}
&P_l^{\overline{\text{TD}},(2)} Z_l M^{\overline{\text{TD}},(2)} (Z_l^\top Q_l^{\overline{\text{TD}}} Z_l) \\
&= \begin{bmatrix} 0_{(2d+1) \times n} & 0_{(2d+1) \times 1} \\ H_l & 0 \end{bmatrix} \begin{bmatrix} X^\top A_l X & X^\top A_l x^{(n+1)} \\ x^{(n+1)\top} A_l X & x^{(n+1)\top} A_l x^{(n+1)} \end{bmatrix} \\
&= \begin{bmatrix} 0_{(2d+1) \times n} & 0_{(2d+1) \times 1} \\ H_l X^\top A_l X & H_l X^\top A_l x^{(n+1)} \end{bmatrix}.
\end{aligned}$$

Lastly, the matrix W_l combines the output from the two heads and gives us

$$W_l \begin{bmatrix} P_l^{\overline{\text{TD}},(1)} Z_l M^{\overline{\text{TD}},(1)} (Z_l^\top Q_l^{\overline{\text{TD}}} Z_l) \\ P_l^{\overline{\text{TD}},(2)} Z_l M^{\overline{\text{TD}},(2)} (Z_l^\top Q_l^{\overline{\text{TD}}} Z_l) \end{bmatrix} = \begin{bmatrix} 0_{(2d+1) \times n} & 0_{(2d+1) \times 1} \\ (H_l + Y - \bar{Y}) X^\top A_l X & (H_l + Y - \bar{Y}) X^\top A_l x^{(n+1)} \end{bmatrix}.$$

Hence, we obtain the update rule for H_l and $h_l^{(n+1)}$ as

$$\begin{aligned}
H_{l+1} &= H_l + \frac{1}{n} (H_l + Y - \bar{Y}) X^\top A_l X \\
h_{l+1}^{(n+1)} &= h_l^{(n+1)} + \frac{1}{n} (H_l + Y - \bar{Y}) X^\top A_l x^{(n+1)}
\end{aligned}$$

and claim 2 has been verified.

Claim 3.

$$h_{l+1}^{(i)} = \left\langle M_1 x^{(i)}, \frac{1}{n} \sum_{j=0}^l B_j^\top M_2 X (H_j + Y - \bar{Y})^\top \right\rangle,$$

for $i = 1, \dots, n+1$, where $M_2 = \begin{bmatrix} I_d & 0_{d \times d} \\ 0_{d \times d} & 0_{d \times d} \end{bmatrix}$.

Following claim 2, we unroll H_{l+1} as

$$\begin{aligned} H_{l+1} &= H_l + \frac{1}{n} (H_l + Y - \bar{Y}) X^\top A_l X \\ H_l &= H_{l-1} + \frac{1}{n} (H_{l-1} + Y - \bar{Y}) X^\top A_{l-1} X \\ &\vdots \\ H_1 &= H_0 + \frac{1}{n} (H_0 + Y - \bar{Y}) X^\top A_0 X. \end{aligned}$$

We therefore can express H_{l+1} as

$$H_{l+1} = H_0 + \frac{1}{n} \sum_{j=0}^l (H_j + Y - \bar{Y}) X^\top A_j X.$$

Recall that we have defined $A_j \doteq B_j M_1$ and assumed $H_0 = 0$. Then, we have

$$H_{l+1} = \frac{1}{n} \sum_{j=0}^l (H_j + Y - \bar{Y}) X^\top M_2 B_j M_1 X.$$

Note that the introduction of M_2 here does not break the equivalence because $B_j = M_2 B_j$. We include it in our expression for the convenience of the main proof later.

With the identical procedure, we can easily rewrite $h_{l+1}^{(n+1)}$ as

$$h_{l+1}^{(n+1)} = \frac{1}{n} \sum_{j=0}^l (H_j + Y - \bar{Y}) X^\top M_2 B_j M_1 x^{(n+1)}.$$

In light of this, we define $\psi_0 \doteq 0$, and for $l = 0, \dots$

$$\psi_{l+1} = \frac{1}{n} \sum_{j=0}^l B_j^\top M_2 X (H_j + Y - \bar{Y})^\top \in \mathbb{R}^{2d}.$$

We then can write

$$h_{l+1}^{(i)} = \left\langle M_1 x^{(i)}, \psi_{l+1} \right\rangle \tag{40}$$

for $i = 1, \dots, n+1$, which is the claim we made.

Claim 4. The bottom d elements of ψ_l are always 0, i.e., there exists a sequence $\{w_l \in \mathbb{R}^d\}$ such that we can express ψ_l as

$$\psi_l = \begin{bmatrix} w_l \\ 0_{d \times 1} \end{bmatrix}.$$

for all $l = 0, 1, \dots, L$.

Since our B_j here is identical to the proof of Theorem 1 in A.1 for $j = 0, 1, \dots$, Claim 4 holds for the same reason. We therefore omit the proof details to avoid repetition.

Given all the claims above, we proceed to prove our main theorem.

$$\left\langle \psi_{l+1}, M_1 x^{(n+1)} \right\rangle$$

$$\begin{aligned}
&= \langle \psi_l, M_1 x^{(n+1)} \rangle + \frac{1}{n} \langle B_l^\top M_2 X (H_l + Y - \bar{Y})^\top, M_1 x^{(n+1)} \rangle \\
&= \langle \psi_l, M_1 x^{(n+1)} \rangle + \frac{1}{n} \sum_{i=1}^n \langle B_l^\top M_2 x^{(i)} (h_l^{(i)} + y^{(i)} - \bar{y}^{(i)}), M_1 x^{(n+1)} \rangle \\
&= \langle \psi_l, M_1 x^{(n+1)} \rangle + \frac{1}{n} \sum_{i=1}^n \langle B_l^\top M_2 x^{(i)} (\langle \psi_l, M_1 x^{(i)} \rangle + y^{(i)} - \bar{y}^{(i)}), M_1 x^{(n+1)} \rangle \quad (\text{By (40)}) \\
&= \langle \psi_l, M_1 x^{(n+1)} \rangle + \frac{1}{n} \sum_{i=1}^n \left\langle B_l^\top \begin{bmatrix} \nu^{(i)} \\ 0_{d \times 1} \end{bmatrix} \left(\langle \psi_l, \begin{bmatrix} -\nu^{(i)} + \xi^{(i)} \\ 0_{d \times 1} \end{bmatrix} \rangle + y^{(i)} - \bar{y}^{(i)} \right), M_1 x^{(n+1)} \right\rangle \\
&= \langle \psi_l, M_1 x^{(n+1)} \rangle + \frac{1}{n} \sum_{i=1}^n \left\langle \begin{bmatrix} C_l \nu^{(i)} \\ 0_{d \times 1} \end{bmatrix} (y^{(i)} - \bar{y}^{(i)} + w_l^\top \xi^{(i)} - w_l^\top \nu^{(i)}), M_1 x^{(n+1)} \right\rangle \\
&\hspace{15em} (\text{By Claim 4}) \\
&= \langle \psi_l, M_1 x^{(n+1)} \rangle + \frac{1}{n} \sum_{i=1}^n \left\langle \begin{bmatrix} C_l \nu^{(i)} (y^{(i)} - \bar{y}^{(i)} + w_l^\top \xi^{(i)} - w_l^\top \nu^{(i)}) \\ 0_{d \times 1} \end{bmatrix}, M_1 x^{(n+1)} \right\rangle
\end{aligned}$$

This means

$$\langle w_{l+1}, \nu^{(n+1)} \rangle = \langle w_l, \nu^{(n+1)} \rangle + \frac{1}{n} \sum_{i=1}^n \langle C_l \nu^{(i)} (y^{(i)} - \bar{y}^{(i)} + w_l^\top \xi^{(i)} - w_l^\top \nu^{(i)}), \nu^{(n+1)} \rangle.$$

Since the choice of the query $\nu^{(n+1)}$ is arbitrary, we get

$$w_{l+1} = w_l + \frac{1}{n} \sum_{i=1}^n C_l (y^{(i)} - \bar{y}^{(i)} + w_l^\top \xi^{(i)} - w_l^\top \nu^{(i)}) \nu^{(i)}.$$

In particular, when we construct Z_0 such that $\nu^{(i)} = \phi_{i-1}$, $\xi^{(i)} = \phi_i$ and $y^{(i)} = R_i$, we get

$$w_{l+1} = w_l + \frac{1}{n} \sum_{i=1}^n C_l (R_i - \bar{r}_i + w_l^\top \phi_i - w_l^\top \phi_{i-1}) \phi_{i-1}$$

which is the update rule for pre-conditioned average reward TD learning. We also have

$$h_l^{(n+1)} = \langle \psi_l, M_1 x^{(n+1)} \rangle = -\langle w_l, \phi^{(n+1)} \rangle.$$

This concludes our proof. \square

B Evaluation Task Generation

To generate the evaluation tasks used to meta-train our transformer in Algorithm 1, we utilize Boyan's chain, detailed in Figure 2. Notably, we make some minor adjustments to the original Boyan's chain in Boyan (1999) to make it an infinite horizon chain.

Recall that an evaluation task is defined by the tuple (p_0, p, r, ϕ) . We consider Boyan's chain MRPs with m states. To construct p_0 , we first sample a m -dimensional random vector uniformly in $[0, 1]^m$ and then normalize it to a probability distribution. To construct p , we keep the structure of Boyan's chain but randomize the transition probabilities. In particular, the transition function p can be regarded as a random matrix taking value in $\mathbb{R}^{m \times m}$. For simplifying presentation, we use both $p(s, s')$ and $p(s'|s)$ to denote probability of transitioning to s' from s . In particular, for $i = 1, \dots, m-2$, we set $p(i, i+1) = \epsilon$ and $p(i, i+2) = 1 - \epsilon$, with ϵ sampled uniformly from $(0, 1)$. For the last two states, we have $p(m|m-1) = 1$ and $p(\cdot|m)$ is a random distribution over all states. Each element of the vector $r \in \mathbb{R}^m$ and the matrix $\phi \in \mathbb{R}^{d \times m}$ are sampled i.i.d. from a uniform distribution over $[-1, 1]$. The overall task generation process is summarized in Algorithm 2. Almost surely, no task will be generated twice. In our experiments in the main text, we use Boyan Chain MRPs which consist of $m = 10$ states each with feature dimension $d = 4$.

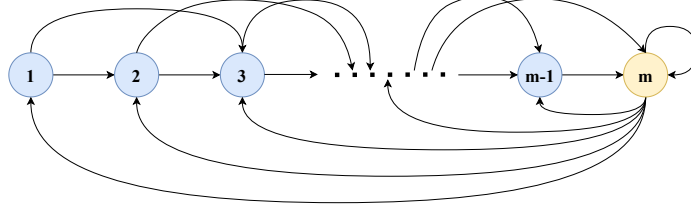


Figure 2: Boyan's Chain of m States

Algorithm 2: Boyan Chain MRP and Feature Generation (Non-Representable)

```

1: Input: state space size  $m = |\mathcal{S}|$ , feature dimension  $d$ 
2: for  $s \in \mathcal{S}$  do
3:    $\phi(s) \sim \text{Uniform} [(-1, 1)^d]$  // feature
4: end for
5:  $p_0 \sim \text{Uniform} [(0, 1)^m]$  // initial distribution
6:  $p_0 \leftarrow p_0 / \sum_s p_0(s)$ 
7:  $r \sim \text{Uniform} [(-1, 1)^m]$  // reward function
8:  $p \leftarrow 0_{m \times m}$  // transition function
9: for  $i = 1, \dots, m - 2$  do
10:   $\epsilon \sim \text{Uniform} [(0, 1)]$ 
11:   $p(i, i + 1) \leftarrow \epsilon$ 
12:   $p(i, i + 2) \leftarrow 1 - \epsilon$ 
13: end for
14:  $p(m - 1, m) \leftarrow 1$ 
15:  $z \leftarrow \text{Uniform} [(0, 1)^m]$ 
16:  $z \leftarrow z / \sum_s z(s)$ 
17:  $p(m, 1 : m) \leftarrow z$ 
18: Output: MRP  $(p_0, p, r)$  and feature map  $\phi$ 

```

Representable Value Function. With the above sampling procedure, there is no guarantee that the true value function v is always representable by the features. In other words, there is no guarantee that there exists a $w \in \mathbb{R}^d$ satisfying $v(s) = \langle w, \phi(s) \rangle$ for all $s \in \mathcal{S}$. Most of our experiments use this setup. It is, however, also beneficial sometimes to work with evaluation tasks where the true value function is guaranteed to be representable. Algorithm 3 achieves this by randomly generating a w_* first and compute $v(s) \doteq \langle w_*, \phi(s) \rangle$. The reward is then analytically computed as $r \doteq (I_m - \gamma p)v$. We recall that in the above we regard p as a matrix in $\mathbb{R}^{m \times m}$.

Algorithm 3: Boyan Chain MRP and Feature Generation (Representable)

```
1: Input: state space size  $m = |\mathcal{S}|$ , feature dimension  $d$ , discount factor  $\gamma$ 
2:  $w^* \sim \text{Uniform} [(-1, 1)^d]$  // ground-truth weight
3: for  $s \in \mathcal{S}$  do
4:    $\phi(s) \sim \text{Uniform} [(-1, 1)^d]$  // feature
5:    $v(s) \leftarrow \langle w^*, \phi(s) \rangle$  // ground-truth value function
6: end for
7:  $p_0 \sim \text{Uniform} [(0, 1)^m]$  // initial distribution
8:  $p_0 \leftarrow p_0 / \sum_s p_0(s)$ 
9:  $p \leftarrow 0_{m \times m}$  // transition function
10: for  $i = 1, \dots, m - 2$  do
11:    $\epsilon \sim \text{Uniform} [(0, 1)]$ 
12:    $p(i, i + 1) \leftarrow \epsilon$ 
13:    $p(i, i + 2) \leftarrow 1 - \epsilon$ 
14: end for
15:  $p(m - 1, m) \leftarrow 1$ 
16:  $z \leftarrow \text{Uniform} [(0, 1)^m]$ 
17:  $z \leftarrow z / \sum_s z(s)$ 
18:  $p(m, 1 : m) \leftarrow z$ 
19:  $r \leftarrow (I_m - \gamma p)v$  // reward function
20: Output: MRP  $(p_0, p, r)$  and feature map  $\phi$ 
```

C Additional Experiments with Linear Transformers

C.1 Experiment Setup

We use Algorithm 2 as d_{task} for the experiments in the main text with Boyan’s chain of 10 states. In particular, we consider a context of length $n = 30$, feature dimension $d = 4$, and utilize a discount factor $\gamma = 0.9$. In Section 4, we consider a 3-layer transformer ($L = 3$), but additional analyses on the sensitivity to the number of transformer layers (L) and results from a larger scale experiment with $d = 8, n = 60$, and $|\mathcal{S}| = 20$ are presented in C.2. We also explore non-autoregressive (i.e., "sequential") layer configurations in C.3.

When training our transformer, we utilize an Adam optimizer (Kingma and Ba, 2015) with an initial learning rate of $\alpha = 0.001$, and weight decay rate of 1×10^{-6} . P_0 and Q_0 are randomly initialized using Xavier initialization with a gain of 0.1. We trained our transformer on $k = 4000$ different evaluation tasks. For each task, we generated a trajectory of length $\tau = 347$, resulting in $\tau - n - 2 = 320$ transformer parameter updates.

Since the models in these experiments are small (~ 10 KB), we did not use any GPU’s during our experiments. We trained our transformers on a standard Intel i9-12900-HK CPU and training each transformer took ~ 20 minutes.

For implementation⁴, we used NumPy (Harris et al., 2020) to process the data and construct Boyan’s chain, PyTorch (Ansel et al., 2024) to define and train our models, and Matplotlib (Hunter, 2007) plus SciencePlots (Garrett, 2021) to generate our figures.

C.1.1 Trained Transformer Element-wise Convergence Metrics

To visualize the parameters of the linear transformer trained by Algorithm 1, we report element-wise metrics. For P_0 , we report the value of its bottom-right entry, which, as noted in (10), should approach one if the transformer is learning to implement TD. The other entries of P_0 should remain close to zero. Additionally, we report the average absolute value of the elements of P_0 , excluding the bottom-right entry, to check if these elements stay near zero during training.

For Q_0 , we recall from (10) that if the transformer learned to implement normal batch TD, the upper-left $d \times d$ block of the matrix should converge to some $-I_d$, while the upper-right $d \times d$

⁴The code will be made publicly available upon publication.

block (excluding the last column) should converge to I_d . To visualize this, we report the trace of the upper-left $d \times d$ block, and the trace of the upper-right $d \times d$ block (excluding the last column). The rest of the elements of Q_0 should remain close to 0, and to verify this, we report the average absolute value of the entries of Q_0 , excluding the entries that were utilized in computing the traces.

Since, P_0 and Q_0 are in the same product in (3) we sometimes observe during training that P_0 converges to $-P_0^{\text{TD}}$ and Q_0 converges to $-Q_0^{\text{TD}}$ simultaneously. When visualizing the matrices, we negate both P_0 and Q_0 when this occurs.

It's also worth noting that in Theorem 1 we prove a L -layer transformer parameterized as in (10) with $C_0 = I_d$ implements L steps of batch TD exactly with a fixed update rate of one. However, the transformer trained using Algorithm 1 could learn to perform TD with an arbitrary learning rate (α in (8)). Therefore, even if the final trained P_0 and Q_0 differ from their constructions in (10) by some scaling factor, the resulting algorithm implemented by the trained transformer will still be implementing TD. In light of this, we rescale P_0 and Q_0 before visualization. In particular, we divide P_0 and Q_0 by the maximum of the absolute values of their entries respectively, such that they both stay in the range $[-1, 1]$ after rescaling.

C.1.2 Trained Transformer and Batch TD Comparison Metrics

To compare the transformers with batch TD we report several metrics following von Oswald et al. (2023); Akyürek et al. (2023). Given a context $C \in \mathbb{R}^{(2d+1) \times n}$ and a query $\phi \in \mathbb{R}^d$, we construct the prompt as

$$Z^{(\phi, C)} \doteq \begin{bmatrix} C & \begin{bmatrix} \phi \\ 0_{d \times 1} \\ 0 \end{bmatrix} \end{bmatrix}.$$

We will suppress the context C in subscript when it does not confuse. We use $Z^{(s)} \doteq Z^{(\phi(s))}$ as shorthand. We use d_p to denote the stationary distribution of the MRP with transition function p and assume the context C is constructed based on trajectories sampled from this MRP. Then, we can define $v_\theta \in \mathbb{R}^{|\mathcal{S}|}$, where $v_\theta(s) \doteq \text{TF}_L(Z_0^{(s)}; \theta)$ for each $s \in \mathcal{S}$. Notably, v_θ is then the value function estimation induced by the transformer parameterized by $\theta \doteq \{(P_l, Q_l)\}$ given the context C . In the rest of the appendix, we will use θ_{TF} as the learned parameter from Algorithm 1. As a result, $v_{\text{TF}} \doteq v_{\theta_{\text{TF}}}$ denotes the learned value function.

We define $\theta_{\text{TD}} \doteq \{(P_l^{\text{TD}}, Q_l^{\text{TD}})\}_{l=0, \dots, L-1}$ with $C_l = \alpha I$ (see (10)) and

$$v_{\text{TD}}(s) \doteq \text{TF}_L(Z_0^{(s)}; \theta_{\text{TD}}).$$

In light of Theorem 1, v_{TD} is then the value function estimation obtained by running the batch TD algorithm (11) on the context C for L iterations, using a constant learning rate α .

We would like to compare the two functions v_{TF} and v_{TD} to future examine the behavior of the learned transformers. However, v_{TD} is not well-defined yet because it still has a free parameter α , the learning rate. von Oswald et al. (2023) resolve a similar issue in the in-content regression setting via using a line search to find the (empirically) optimal α . Inspired by von Oswald et al. (2023), we also aim to find the empirically optimal α for v_{TD} . We recall that v_{TD} is essentially the transformer $\text{TF}_L(Z_0^{(s)}; \theta_{\text{TD}})$ with only 1 single free parameter α . We then train this transformer with Algorithm 1. We observe that α quickly converges and use the converged α to complete the definition of v_{TD} . We are now ready to present different metrics to compare v_{TF} and v_{TD} . We recall that both are dependent on the context C .

Value Difference (VD). First for a given context C , we compute the Value Difference (VD) to measure the difference between the value function approximated by the trained transformer and the value function learned by batch TD, weighted by the stationary distribution. To this end, we define,

$$\text{VD}(v_{\text{TF}}, v_{\text{TD}}) \doteq \|v_{\text{TF}} - v_{\text{TD}}\|_{d_p}^2,$$

We recall that $d_p \in \mathbb{R}^{|\mathcal{S}|}$ is the stationary distribution of the MRP and the weighted ℓ_2 norm is defined as $\|v\|_d \doteq \sqrt{\sum_s v(s)^2 d(s)}$.

Implicit Weight Similarity (IWS). We recall that v_{TD} is a linear function, i.e., $v_{\text{TD}}(s) = \langle w_L, \phi(s) \rangle$ with w_L defined in Theorem 1. We refer to this w_L as w_{TD} for clarity. The learned value function v_{TF}

is, however, not linear even with linear transformer. Following Akyürek et al. (2023), we compute the best linear approximation of v_{TF} . In particular, given a context C , we define

$$w_{\text{TF}} \doteq \arg \min_w \|\Phi w - v_{\text{TF}}\|_{d_p}.$$

Here $\Phi \in \mathbb{R}^{|\mathcal{S}| \times d}$ is the feature matrix, each of which is $\phi(s)^\top$. Such a w_{TF} is referred to as implicit weight in Akyürek et al. (2023). Following Akyürek et al. (2023), we define

$$\text{IWS}(v_{\text{TF}}, v_{\text{TD}}) \doteq d_{\cos}(w_{\text{TF}}, w_{\text{TD}})$$

to measure the similarity between w_{TF} and w_{TD} . Here $d_{\cos}(\cdot, \cdot)$ computes the cos similarity between two vectors.

Sensitivity Similarity (SS). Recall that $v_{\text{TF}}(s) = \text{TF}_L(Z_0^{(s)}; \theta_{\text{TF}})$ and $v_{\text{TD}}(s) = \text{TF}_L(Z_0^{(s)}; \theta_{\text{TD}})$. In other words, given a context C , both $v_{\text{TF}}(s)$ and $v_{\text{TD}}(s)$ are functions of $\phi(s)$. Following von Oswald et al. (2023), we then measure the sensitivity of $v_{\text{TF}}(s)$ and $v_{\text{TD}}(s)$ w.r.t. $\phi(s)$. This similarity is easily captured by gradients. In particular, we define

$$\text{SS}(v_{\text{TF}}, v_{\text{TD}}) \doteq \sum_s d_p(s) d_{\cos} \left(\left. \nabla_{\phi} \text{TF}_L(Z_0^{(\phi)}; \theta_{\text{TF}}) \right|_{\phi=\phi(s)}, \left. \nabla_{\phi} \text{TF}_L(Z_0^{(\phi)}; \theta_{\text{TD}}) \right|_{\phi=\phi(s)} \right).$$

Notably, it trivially holds that

$$w_{\text{TD}} = \left. \nabla_{\phi} \text{TF}_L(Z_0^{(\phi)}; \theta_{\text{TD}}) \right|_{\phi=\phi(s)}.$$

We note that the element-wise converge of learned transformer parameters (e.g., Figure 1a) is the most definite evidence for the emergence of in-context TD. The three metrics defined in this section are only auxiliary when linear attention is concerned. That being said, **the three metrics are important when nonlinear attention is concerned.**

C.2 Autoregressive Linear Transformers with $L = 1, 2, 3, 4$ Layers

In this section, we present the experimental results for autoregressive linear transformers with different numbers of layers. In Figure 3, we present the element-wise convergence metrics for autoregressive transformers with $L = 1, 2, 4$ layers. The plot with $L = 3$ is in Figure 1 in the main text. We can see that for the $L = 1$ case, P_0 and Q_0 converge to the construction in Corollary 1, which, as proved, implements TD(0) in the single layer case. For the $L = 2, 4$ cases, we see that P_0 and Q_0 converge to the construction in Theorem 1. We also observe that as the number of transformer layers L increases, the learned parameters are more aligned with the construction of P_0^{TD} and Q_0^{TD} with $C_0 = I$.

We also present the comparison of the learned transformer with batch TD according to the metrics described in Appendix C.1.2. In Figure 4, we present the value difference, implicit weight similarity, and sensitivity similarity. In Figures 4a – 4d, we present the results for different transformer layer numbers $L = 1, 2, 3, 4$. In Figure 4e, we present the metrics for a 3-layer transformer, but we increase the feature dimension to $d = 8$ and also the context length to $n = 60$.

In all instances, we see strong similarity between the trained linear transformers and batch TD. We see that the cosine similarities of the sensitivities are near one, as are the implicit weight similarities. Additionally, the value difference approaches zero during training. This further demonstrates that the autoregressive linear transformers trained according to Algorithm 1 learn to implement TD(0).

C.3 Sequential Transformers with $L = 2, 3, 4$ Layers

So far, we have been using linear transformers with one parametric attention layer applied repeatedly for L steps to implement an L -layer transformer. Another natural architecture in contrast with the autoregressive transformer is a sequential transformer with L distinct attention layers, where the embedding passes over each layer exactly once during one pass of forward propagation.

In this section, we repeat the same experiments we conduct on the autoregressive transformer with sequential transformers with $L = 2, 3, 4$ as their architectures coincide when $L = 1$. We compare the sequential transformers with batch TD(0) and report the three metrics in Figure 5. We observe that

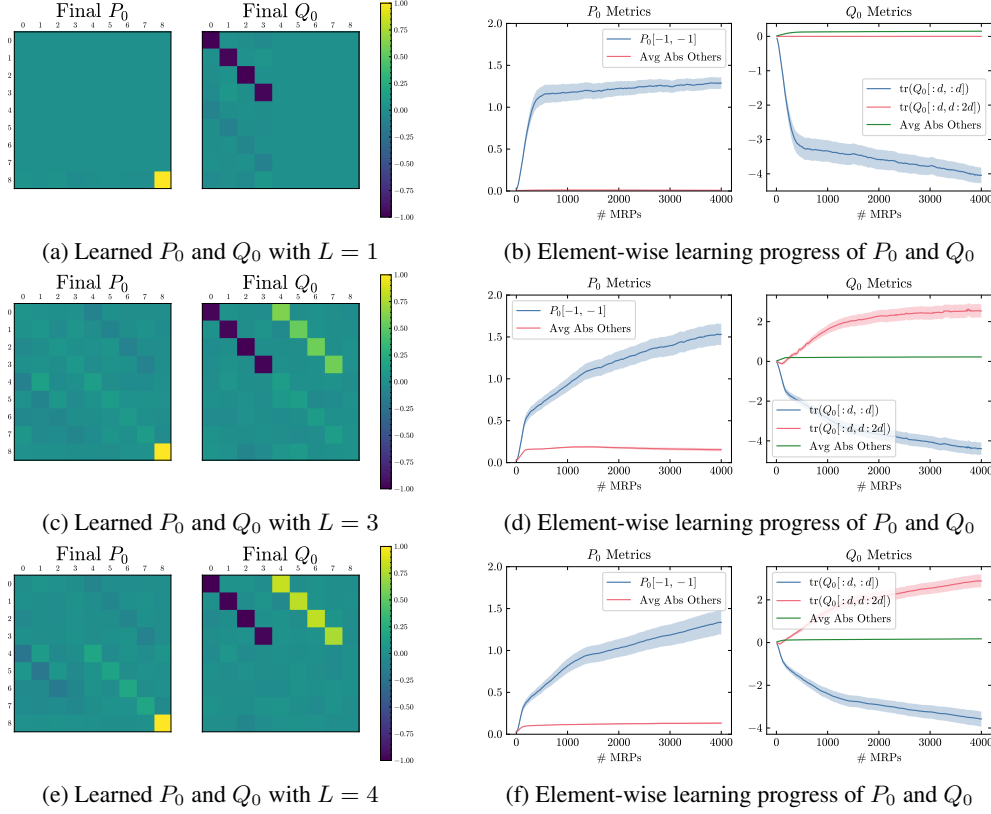


Figure 3: Visualization of the learned **autoregressive** transformers and the learning progress. Averaged across 30 seeds and the shaded region denotes the standard errors. See Appendix C.1.1 for details about normalization of P_0 and Q_0 before visualization.

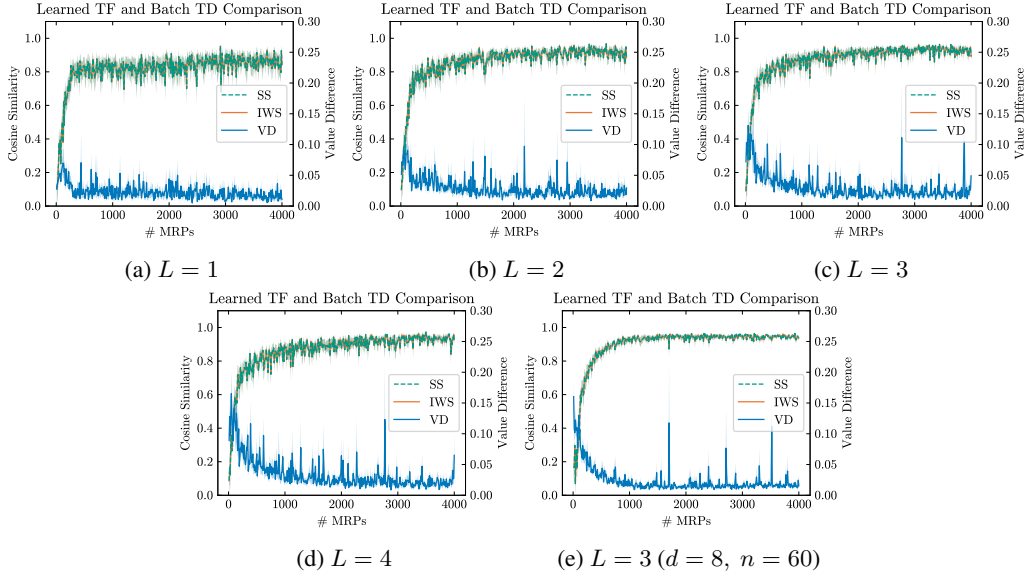


Figure 4: Value difference (VD), implicit weight similarity (IWS), and sensitivity similarity (SS) between the learned **autoregressive** transformers and batch TD with different layers. All curves are averaged over 30 seeds and the shaded regions are the standard errors.

the implicit weight similarity and the sensitivity similarity grow drastically to near 1, and the value difference drops considerably after a few hundred MRPs for all three layer numbers. It suggests that sequential transformers trained via Algorithm 1 are functionally close to batch TD.

Figure 6 shows the visualization of the converged $\{P_l, Q_l\}_{l=0,1,2}$ of a 3-layer sequential linear transformer and their element-wise convergence. Sequential transformers exhibit very special patterns in their learned weights. We see that the input layer converges to a pattern very close to our configuration in Theorem (1). However, the deeper the layer, we observe the more the diagonal of $Q_l[1 : d, d + 1 : 2d]$ fades. The P matrices, on the other hand, follow our configuration closely, especially for the final layer. We speculate this pattern emerges because sequential transformers have more parametric attention layers and thus can assign a slightly different role to each layer but together implement batch TD(0) as suggested by the black-box functional comparison in Figure 5.

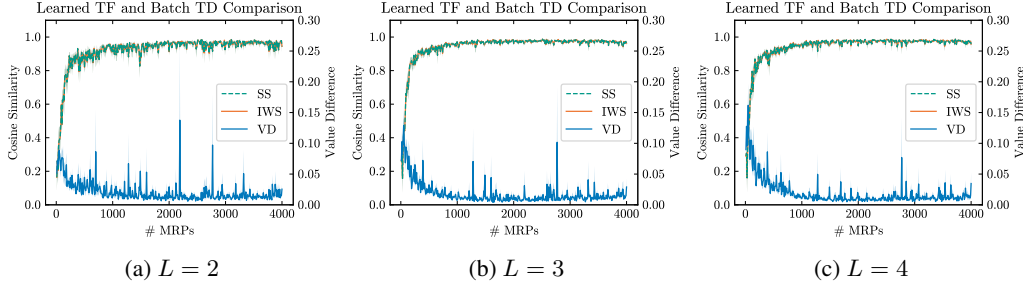


Figure 5: Value difference (VD), implicit weight similarity (IWS), and sensitivity similarity (SS) between the learned **autoregressive** transformers and batch TD with different layers. All curves are averaged over 30 seeds and the shaded regions are the standard errors.

D Nonlinear Attention

Until now, we have focused on only linear attention. In this section, we empirically investigate original transformers with the softmax function. Given a matrix Z , we recall that self-attention computes it embedding as

$$\text{Attn}(Z; P, Q) = PZM\text{softmax}(Z^\top QZ).$$

Let $Z_l \in \mathbb{R}^{(2d+1) \times (n+1)}$ denote the input to the l -th layer, the output of an L -layer transformer with parameters $\{(P_l, Q_l)\}_{l=0, \dots, L-1}$ is then computed as

$$Z_{l+1} = Z_l + \frac{1}{n} \text{Attn}(Z_l; P_l, Q_l) = Z_l + \frac{1}{n} PZM\text{softmax}(Z^\top QZ).$$

Analogous to the linear transformer, we define

$$\widetilde{\text{TF}}_L(Z_0; \{P_l, Q_l\}_{l=0,1, \dots, L-1}) \doteq -Z_L[2d+1, n+1].$$

As a shorthand, we use $\widetilde{\text{TF}}_L(Z_0)$ to denote the output of the softmax transformers given prompt Z_0 . We use the same training procedure (Algorithm 1) to train the softmax transformers. In particular, we consider a 3-layer autoregressive softmax transformer.

Notably, the three metrics in Appendix C.1.2 apply to softmax transformers as well. We still compare the learned softmax transformer with the linear batch TD in (11). In other words, the v_{TD} related quantities are the same, and we only recompute v_{TF} related quantities in Appendix C.1.2. As shown in Figure 7a, the value difference remains small and the implicit weight similarity increases. This suggests that the learned softmax transformer behaves similarly to linear batch TD. The sensitivity similarity, however, drops. This is expected. The learned softmax transformer $\widetilde{\text{TF}}_L$ is unlikely to be a linear function w.r.t. to the query while v_{TD} is linear w.r.t. the query. So their gradients w.r.t. the query are unlikely to match. To further investigate this hypothesis, we additionally consider evaluation tasks where the true value function is guaranteed to be representable (Algorithm 3) and is thus a linear function w.r.t. the state feature. This provides more incentives for the learned softmax transformer to behave like a linear function. As shown in Figure 7b, the sensitivity similarity now increases.

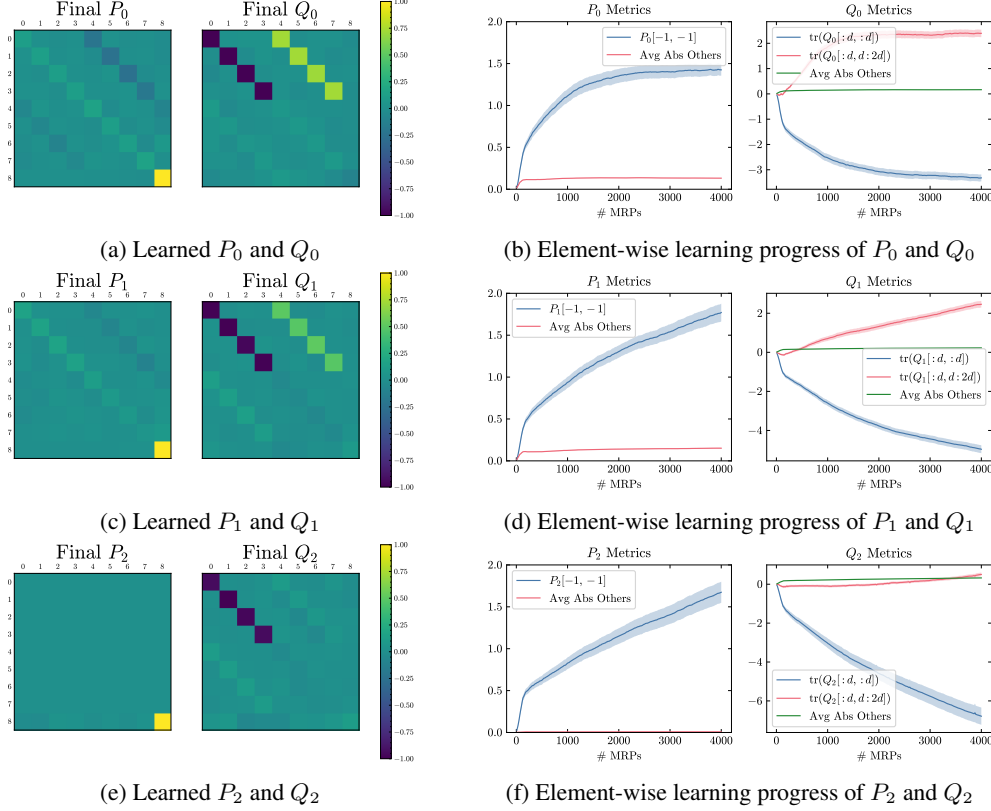


Figure 6: Visualization of the learned $L = 3$ **sequential** transformers and the learning progress. Averaged across 30 seeds and the shaded region denotes the standard errors. See Appendix C.1.1 for details about normalization of P_0 and Q_0 before visualization.

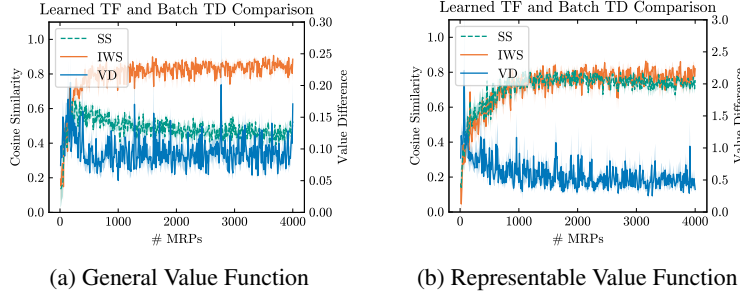


Figure 7: Value difference (VD), implicit weight similarity (IWS), and sensitivity similarity (SS) between the learned softmax transformers and linear batch TD. All curves are averaged over 30 seeds and the shaded regions are the standard errors.

E Numerical Verification of Proofs

We provide numerical verification for our proofs by construction (Theorem 1, Corollary 2, Corollary 3, and Theorem 3) as a sanity check. In particular, we plot $\log |\langle \phi_n, w_l \rangle - y_l^{n+1}|$ against the number of layers l . For example, for Theorem 1, we first randomly generate Z_0 and $\{C_l\}$. Then $y_l^{(n+1)}$ is computed by unrolling the transformer layer by layer following (5) while w_l is computed iteration by iteration following (11). We use double-precision floats and run for 30 seeds, each with a new prompt. As shown in Figure 8, even after 40 layers / iterations, the difference is still in the order of 10^{-10} . It is not strictly 0 because of numerical errors. It sometimes increases because of the accumulation of numerical errors.

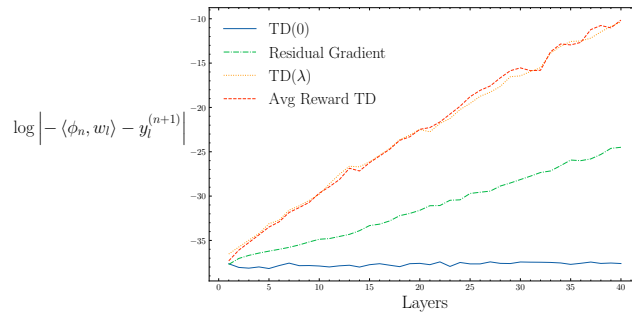


Figure 8: Differences between transformer output and batch TD output. Curves are averaged over 30 random seeds with the (invisible) shaded region showing the standard errors.

NeurIPS Paper Checklist

1. Claims

Question: Do the main claims made in the abstract and introduction accurately reflect the paper's contributions and scope?

Answer: [\[Yes\]](#)

Justification: We claim in our abstract and introduction that transformers can and do implement in-context temporal-difference learning. In Theorem 1 we present our theorem demonstrating that linear transformers can implement TD(0). We provide the complete proof in A.1. In the "Experimental Results" paragraph in 4 and Appendix C, we rigorously demonstrate that transformers trained using Algorithm 1 learn to implement TD(0). We also claim that transformers can implement residual gradient (Theorem 2), TD with eligibility trace (Theorem 3), and average reward TD (Theorem 3). We present the corresponding proofs in Appendices A.4, A.5, and A.6 respectively.

Guidelines:

- The answer NA means that the abstract and introduction do not include the claims made in the paper.
- The abstract and/or introduction should clearly state the claims made, including the contributions made in the paper and important assumptions and limitations. A No or NA answer to this question will not be perceived well by the reviewers.
- The claims made should match theoretical and experimental results, and reflect how much the results can be expected to generalize to other settings.
- It is fine to include aspirational goals as motivation as long as it is clear that these goals are not attained by the paper.

2. Limitations

Question: Does the paper discuss the limitations of the work performed by the authors?

Answer: [\[Yes\]](#)

Justification: We discuss the theoretical and empirical limitations of our work immediately before concluding each component. In section 4, we acknowledge that our analysis for the parameter invariant set is only applicable to 1-layer linear transformers. Furthermore, we leave the question of whether the expected update of our algorithm will lead to the convergence of the transformer's parameters to a subset of the invariant set for future investigation. Regarding our empirical analysis, we point out that our experiments focus on linear and nonlinear transformers of a few layers, and we shall leave the empirical work with a "full" transformer on large-scale data for future work. We remind the readers of the limitation of the scope of our work as well – we only study the prediction aspect of RL and do not consider control. The conclusion also summarizes the limitations discussed above.

Guidelines:

- The answer NA means that the paper has no limitation while the answer No means that the paper has limitations, but those are not discussed in the paper.
- The authors are encouraged to create a separate "Limitations" section in their paper.
- The paper should point out any strong assumptions and how robust the results are to violations of these assumptions (e.g., independence assumptions, noiseless settings, model well-specification, asymptotic approximations only holding locally). The authors should reflect on how these assumptions might be violated in practice and what the implications would be.
- The authors should reflect on the scope of the claims made, e.g., if the approach was only tested on a few datasets or with a few runs. In general, empirical results often depend on implicit assumptions, which should be articulated.
- The authors should reflect on the factors that influence the performance of the approach. For example, a facial recognition algorithm may perform poorly when image resolution is low or images are taken in low lighting. Or a speech-to-text system might not be used reliably to provide closed captions for online lectures because it fails to handle technical jargon.

- The authors should discuss the computational efficiency of the proposed algorithms and how they scale with dataset size.
- If applicable, the authors should discuss possible limitations of their approach to address problems of privacy and fairness.
- While the authors might fear that complete honesty about limitations might be used by reviewers as grounds for rejection, a worse outcome might be that reviewers discover limitations that aren't acknowledged in the paper. The authors should use their best judgment and recognize that individual actions in favor of transparency play an important role in developing norms that preserve the integrity of the community. Reviewers will be specifically instructed to not penalize honesty concerning limitations.

3. Theory Assumptions and Proofs

Question: For each theoretical result, does the paper provide the full set of assumptions and a complete (and correct) proof?

Answer: [\[Yes\]](#) .

Justification: For our Theorems [1](#), [2](#), [3](#), [3](#) we provide the complete proofs in Appendices [A.4](#), [A.5](#), and [A.6](#) respectively. Those theorems do not require any additional assumptions beyond what is clearly stated in the Theorems. For Theorem [2](#), we clearly state the additional required assumptions in Assumption [4.1](#) and [4.2](#) and present the complete proof in Appendix [A.3](#).

Guidelines:

- The answer NA means that the paper does not include theoretical results.
- All the theorems, formulas, and proofs in the paper should be numbered and cross-referenced.
- All assumptions should be clearly stated or referenced in the statement of any theorems.
- The proofs can either appear in the main paper or the supplemental material, but if they appear in the supplemental material, the authors are encouraged to provide a short proof sketch to provide intuition.
- Inversely, any informal proof provided in the core of the paper should be complemented by formal proofs provided in appendix or supplemental material.
- Theorems and Lemmas that the proof relies upon should be properly referenced.

4. Experimental Result Reproducibility

Question: Does the paper fully disclose all the information needed to reproduce the main experimental results of the paper to the extent that it affects the main claims and/or conclusions of the paper (regardless of whether the code and data are provided or not)?

Answer: [\[Yes\]](#)

Justification: We provide detailed pseudocode of Algorithm [1](#), as well as the Boyan's chain generation procedures in Algorithm [2](#) and [3](#). We discuss our experiment setup in Appendix [C.1](#), including everything one needs to know to reproduce our results. We will also release our code upon acceptance.

Guidelines:

- The answer NA means that the paper does not include experiments.
- If the paper includes experiments, a No answer to this question will not be perceived well by the reviewers: Making the paper reproducible is important, regardless of whether the code and data are provided or not.
- If the contribution is a dataset and/or model, the authors should describe the steps taken to make their results reproducible or verifiable.
- Depending on the contribution, reproducibility can be accomplished in various ways. For example, if the contribution is a novel architecture, describing the architecture fully might suffice, or if the contribution is a specific model and empirical evaluation, it may be necessary to either make it possible for others to replicate the model with the same dataset, or provide access to the model. In general, releasing code and data is often one good way to accomplish this, but reproducibility can also be provided via detailed instructions for how to replicate the results, access to a hosted model (e.g., in the case

of a large language model), releasing of a model checkpoint, or other means that are appropriate to the research performed.

- While NeurIPS does not require releasing code, the conference does require all submissions to provide some reasonable avenue for reproducibility, which may depend on the nature of the contribution. For example
 - (a) If the contribution is primarily a new algorithm, the paper should make it clear how to reproduce that algorithm.
 - (b) If the contribution is primarily a new model architecture, the paper should describe the architecture clearly and fully.
 - (c) If the contribution is a new model (e.g., a large language model), then there should either be a way to access this model for reproducing the results or a way to reproduce the model (e.g., with an open-source dataset or instructions for how to construct the dataset).
 - (d) We recognize that reproducibility may be tricky in some cases, in which case authors are welcome to describe the particular way they provide for reproducibility. In the case of closed-source models, it may be that access to the model is limited in some way (e.g., to registered users), but it should be possible for other researchers to have some path to reproducing or verifying the results.

5. Open access to data and code

Question: Does the paper provide open access to the data and code, with sufficient instructions to faithfully reproduce the main experimental results, as described in supplemental material?

Answer: [Yes]

Justification: The data we use for the experiments are generated on-the-fly according to the procedure described in B. We will release our code that fully reproduces our results upon acceptance.

Guidelines:

- The answer NA means that paper does not include experiments requiring code.
- Please see the NeurIPS code and data submission guidelines (<https://nips.cc/public/guides/CodeSubmissionPolicy>) for more details.
- While we encourage the release of code and data, we understand that this might not be possible, so “No” is an acceptable answer. Papers cannot be rejected simply for not including code, unless this is central to the contribution (e.g., for a new open-source benchmark).
- The instructions should contain the exact command and environment needed to run to reproduce the results. See the NeurIPS code and data submission guidelines (<https://nips.cc/public/guides/CodeSubmissionPolicy>) for more details.
- The authors should provide instructions on data access and preparation, including how to access the raw data, preprocessed data, intermediate data, and generated data, etc.
- The authors should provide scripts to reproduce all experimental results for the new proposed method and baselines. If only a subset of experiments are reproducible, they should state which ones are omitted from the script and why.
- At submission time, to preserve anonymity, the authors should release anonymized versions (if applicable).
- Providing as much information as possible in supplemental material (appended to the paper) is recommended, but including URLs to data and code is permitted.

6. Experimental Setting/Details

Question: Does the paper specify all the training and test details (e.g., data splits, hyperparameters, how they were chosen, type of optimizer, etc.) necessary to understand the results?

Answer: [Yes]

Justification: We provide the details of the experimental setting used to train and evaluate our parameters in Section C.1 (including the hyperparameters and optimizer used etc.) We also provide the details of our training data generation procedure in Appendix B.

Guidelines:

- The answer NA means that the paper does not include experiments.
- The experimental setting should be presented in the core of the paper to a level of detail that is necessary to appreciate the results and make sense of them.
- The full details can be provided either with the code, in appendix, or as supplemental material.

7. Experiment Statistical Significance

Question: Does the paper report error bars suitably and correctly defined or other appropriate information about the statistical significance of the experiments?

Answer: [Yes]

Justification: We report the mean and standard errors as shaded regions of all the metrics we use in section 4 and in appendix C, D and E except for feature visualizations. Each plot is accompanied by explanations of the statistics used and the number of random seeds averaged to produce it.

Guidelines:

- The answer NA means that the paper does not include experiments.
- The authors should answer "Yes" if the results are accompanied by error bars, confidence intervals, or statistical significance tests, at least for the experiments that support the main claims of the paper.
- The factors of variability that the error bars are capturing should be clearly stated (for example, train/test split, initialization, random drawing of some parameter, or overall run with given experimental conditions).
- The method for calculating the error bars should be explained (closed form formula, call to a library function, bootstrap, etc.)
- The assumptions made should be given (e.g., Normally distributed errors).
- It should be clear whether the error bar is the standard deviation or the standard error of the mean.
- It is OK to report 1-sigma error bars, but one should state it. The authors should preferably report a 2-sigma error bar than state that they have a 96% CI, if the hypothesis of Normality of errors is not verified.
- For asymmetric distributions, the authors should be careful not to show in tables or figures symmetric error bars that would yield results that are out of range (e.g. negative error rates).
- If error bars are reported in tables or plots, The authors should explain in the text how they were calculated and reference the corresponding figures or tables in the text.

8. Experiments Compute Resources

Question: For each experiment, does the paper provide sufficient information on the computer resources (type of compute workers, memory, time of execution) needed to reproduce the experiments?

Answer: [Yes]

Justification: We state that our experiments do not require any compute resources beyond a standard CPU in Section C.1 and provide an estimated time to train a single transformer.

Guidelines:

- The answer NA means that the paper does not include experiments.
- The paper should indicate the type of compute workers CPU or GPU, internal cluster, or cloud provider, including relevant memory and storage.
- The paper should provide the amount of compute required for each of the individual experimental runs as well as estimate the total compute.
- The paper should disclose whether the full research project required more compute than the experiments reported in the paper (e.g., preliminary or failed experiments that didn't make it into the paper).

9. Code Of Ethics

Question: Does the research conducted in the paper conform, in every respect, with the NeurIPS Code of Ethics <https://neurips.cc/public/EthicsGuidelines>?

Answer: [Yes]

Justification: Our work conforms with the NeurIPS Code of Ethics.

Guidelines:

- The answer NA means that the authors have not reviewed the NeurIPS Code of Ethics.
- If the authors answer No, they should explain the special circumstances that require a deviation from the Code of Ethics.
- The authors should make sure to preserve anonymity (e.g., if there is a special consideration due to laws or regulations in their jurisdiction).

10. Broader Impacts

Question: Does the paper discuss both potential positive societal impacts and negative societal impacts of the work performed?

Answer: [NA]

Justification: This work is mostly theoretical and abstract. We do not see any potential societal impact of this work at the current stage.

Guidelines:

- The answer NA means that there is no societal impact of the work performed.
- If the authors answer NA or No, they should explain why their work has no societal impact or why the paper does not address societal impact.
- Examples of negative societal impacts include potential malicious or unintended uses (e.g., disinformation, generating fake profiles, surveillance), fairness considerations (e.g., deployment of technologies that could make decisions that unfairly impact specific groups), privacy considerations, and security considerations.
- The conference expects that many papers will be foundational research and not tied to particular applications, let alone deployments. However, if there is a direct path to any negative applications, the authors should point it out. For example, it is legitimate to point out that an improvement in the quality of generative models could be used to generate deepfakes for disinformation. On the other hand, it is not needed to point out that a generic algorithm for optimizing neural networks could enable people to train models that generate Deepfakes faster.
- The authors should consider possible harms that could arise when the technology is being used as intended and functioning correctly, harms that could arise when the technology is being used as intended but gives incorrect results, and harms following from (intentional or unintentional) misuse of the technology.
- If there are negative societal impacts, the authors could also discuss possible mitigation strategies (e.g., gated release of models, providing defenses in addition to attacks, mechanisms for monitoring misuse, mechanisms to monitor how a system learns from feedback over time, improving the efficiency and accessibility of ML).

11. Safeguards

Question: Does the paper describe safeguards that have been put in place for responsible release of data or models that have a high risk for misuse (e.g., pretrained language models, image generators, or scraped datasets)?

Answer: [NA]

Justification: The code/data/models used in this experiment pose no risks for misuse. Notably the models introduced in our work do not have any capabilities beyond any state-of-the-art transformer models that already exist. The primary purpose of this work is to explain how transformers perform in-context learning.

Guidelines:

- The answer NA means that the paper poses no such risks.

- Released models that have a high risk for misuse or dual-use should be released with necessary safeguards to allow for controlled use of the model, for example by requiring that users adhere to usage guidelines or restrictions to access the model or implementing safety filters.
- Datasets that have been scraped from the Internet could pose safety risks. The authors should describe how they avoided releasing unsafe images.
- We recognize that providing effective safeguards is challenging, and many papers do not require this, but we encourage authors to take this into account and make a best faith effort.

12. Licenses for existing assets

Question: Are the creators or original owners of assets (e.g., code, data, models), used in the paper, properly credited and are the license and terms of use explicitly mentioned and properly respected?

Answer: [\[Yes\]](#)

Justification: We credit the external libraries our implementation depends on in section [C.1](#). We do not use external data or existing models in our work.

Guidelines:

- The answer NA means that the paper does not use existing assets.
- The authors should cite the original paper that produced the code package or dataset.
- The authors should state which version of the asset is used and, if possible, include a URL.
- The name of the license (e.g., CC-BY 4.0) should be included for each asset.
- For scraped data from a particular source (e.g., website), the copyright and terms of service of that source should be provided.
- If assets are released, the license, copyright information, and terms of use in the package should be provided. For popular datasets, paperswithcode.com/datasets has curated licenses for some datasets. Their licensing guide can help determine the license of a dataset.
- For existing datasets that are re-packaged, both the original license and the license of the derived asset (if it has changed) should be provided.
- If this information is not available online, the authors are encouraged to reach out to the asset's creators.

13. New Assets

Question: Are new assets introduced in the paper well documented and is the documentation provided alongside the assets?

Answer: [\[Yes\]](#)

Justification: We will provide documentation alongside our code upon release.

Guidelines:

- The answer NA means that the paper does not release new assets.
- Researchers should communicate the details of the dataset/code/model as part of their submissions via structured templates. This includes details about training, license, limitations, etc.
- The paper should discuss whether and how consent was obtained from people whose asset is used.
- At submission time, remember to anonymize your assets (if applicable). You can either create an anonymized URL or include an anonymized zip file.

14. Crowdsourcing and Research with Human Subjects

Question: For crowdsourcing experiments and research with human subjects, does the paper include the full text of instructions given to participants and screenshots, if applicable, as well as details about compensation (if any)?

Answer: [\[NA\]](#)

Justification: No human subjects nor crowdsourcing were involved in our work.

Guidelines:

- The answer NA means that the paper does not involve crowdsourcing nor research with human subjects.
- Including this information in the supplemental material is fine, but if the main contribution of the paper involves human subjects, then as much detail as possible should be included in the main paper.
- According to the NeurIPS Code of Ethics, workers involved in data collection, curation, or other labor should be paid at least the minimum wage in the country of the data collector.

15. Institutional Review Board (IRB) Approvals or Equivalent for Research with Human Subjects

Question: Does the paper describe potential risks incurred by study participants, whether such risks were disclosed to the subjects, and whether Institutional Review Board (IRB) approvals (or an equivalent approval/review based on the requirements of your country or institution) were obtained?

Answer: [NA]

Justification: No human subjects nor crowdsourcing were involved in our work.

Guidelines:

- The answer NA means that the paper does not involve crowdsourcing nor research with human subjects.
- Depending on the country in which research is conducted, IRB approval (or equivalent) may be required for any human subjects research. If you obtained IRB approval, you should clearly state this in the paper.
- We recognize that the procedures for this may vary significantly between institutions and locations, and we expect authors to adhere to the NeurIPS Code of Ethics and the guidelines for their institution.
- For initial submissions, do not include any information that would break anonymity (if applicable), such as the institution conducting the review.