

Fermat Principle and weak deflection angle from Lindstedt - Poincare method

Joanna Piwnik*, Joanna Gonera †, Piotr Kosiński ‡

today

Faculty of Physics and Applied Informatics
University of Lodz, Poland

Abstract

The Fermat principle is used for the analysis of light propagation in the metric of a black hole. It is shown how to apply the Lindstedt - Poincare method of solving perturbatively the nonlinear oscillations to the description of light trajectories in weak deflection regime.

1 Introduction

There are two long-ranged fields, which mediate interactions on the macroscopic, classical level: the electromagnetic field and the gravitational one; in fact, it seems that under some quite mild assumptions concerning quantum description of long-ranged relativistically covariant interactions these are the only fields that can appear on the classical level [1]. It is, therefore, crucial to study their mutual interaction as well as the selfinteraction of gravitational field. The former concerns the propagation of electromagnetic field in gravitational background, the latter - the propagation of gravitational waves.

The study of the influence of gravity on light propagation is important for two reasons. First, with the incredible development of observation techniques we are faced with multitude of new phenomena like, for example, Einstein rings [2]. Their correct interpretation demands good understanding of the theoretical aspects of light propagation in gravitational field.

Second, there are many open questions concerning the gravity and the structure of Universe: the nature of dark matter and dark energy, the quantization of gravity etc. It may appear that the classical Einstein theory of gravitational field should be modified. Various such modifications, more or less ad hoc, have been proposed. In order to select the most promising ones the constraints following from the experiments and observations must be taken into account. The gravitational deflection and lensing remains one of the most indispensable tools to analyse such constraints.

*joanna.piwnik@edu.uni.lodz.pl

†joanna.gonera@uni.lodz.pl

‡piotr.kosinski@uni.lodz.pl

Much effort has been devoted in last decades to the study of various aspects of light propagation in the presence of gravitational field. The general properties of the geometry of light rays in the presence of black holes were discussed in [3–18]. Historically, first the simplest case of Schwarzschild metric has been considered by Darwin [19], [20] who gave the exact formula for deflexion angle.

The Schwarzschild black hole has been further discussed in [21–29]. The results obtained in this case can be extended in rather straightforward way to other spherically symmetric configurations like Reissner-Nordström metric [16,30–32]. The case of axially symmetric metrics is more complicated; typically it simplifies for equatorial motion [33–40]. Asymptotically non-flat metric and naked singularities were also considered in [40], [41] and [42], respectively.

The analysis of the lights propagation in gravitational field relies on solving the geodesic equation for null geodesics. Once the affine parameter is given the geodesic equation is derived from the Lagrangian quadratic in velocities (derivatives with respect to affine parameter). We are dealing with Lagrangian system with four degrees of freedom. The resulting dynamics may be integrable or not depending on the symmetry degree of the background metric; for example, in the static, spherically symmetric metric the geodesic equations describe the dynamical system which is integrable in the Arnold - Liouville sense. In general, the lower is the symmetry of the metric, the more difficult is to find the analytical explicit solution. Sometimes only some specific solutions are available; in the axially symmetric case, for example, only equatorial motions are really manageable.

Among various physically relevant configurations of gravitational field the constant (both static and stationary) fields play an important role. Then the geodesic equations may be replaced by the Fermat principle [43]. This has two advantages; first, we don't have to consider any longer the affine parameter which has no direct physical meaning; actually, it is defined up to an affine transformation. Second, when solving the geodesic equations we have to select the null geodesics by imposing the additional constraint on the initial values; on the contrary, Fermat principle deals directly with null geodesics. Moreover, Fermat principle can be put in the Lagrangian form, with only two degrees of freedom involved.

In the present paper we show that, using the Fermat principle, one can describe, in a simple and straightforward manner, several properties of the light rays propagating in the space-times of black holes. In particular, we are interested in the weak deflection limit. Then the relevant equations, describing the light rays trajectories, become that of non-linear oscillations. They can be solved perturbatively using the Lindstedt - Poincare method [42–44]. It consists in rearranging the perturbation expansion in such a way as to avoid the occurrence of secular terms. In particular, we show that the expressions describing the deflection angle in the weak deflection limit can be interpreted in terms of frequency - amplitude relations typical for non-linear oscillations.

The paper is organized as follows. In section II we remind the Fermat principle for constant (both static and stationary) gravitational field. Sections III and IV are devoted to the spherically and axially symmetric gravitational fields, respectively. We re-derive the exact expressions for light trajectories (in the equatorial plane in the axially symmetric case) using Fermat principle and elementary Lagrangian mechanics with time replaced by the azimuthal angle. Section V is devoted to the study of asymptotic trajectories with the help of

Lindstedt - Poincare method.

2 The Fermat principle

Let

$$ds^2 = g_{\mu\nu}(x) dx^\mu dx^\nu \quad (1)$$

be the metric of the space-time under consideration. We will be dealing with a constant gravitational field, i.e. the one admitting the reference frame in which all components $g_{\mu\nu}(x)$ of the metric tensor do not depend on the time coordinate x^0 . Furthermore, the metric is called static (stationary) if $g_{0k} = 0$ for $k = 1, 2, 3$ ($g_{0k} \neq 0$ for some k).

The light propagation in a constant gravitational field is described by the Fermat principle. The latter may be formulated as follows [43]: from the light cone condition

$$ds^2 = 0 \quad (2)$$

one computes dx^0 and defines the action functional

$$I = \int dx^0. \quad (3)$$

Then the Fermat principle takes the form

$$\delta I = 0 \quad (4)$$

with fixed endpoints and involves three variables x^k , $k = 1, 2, 3$. One can, at least locally, choose one of them as evolution parameters and solve the resulting Lagrange equations. Alternatively, all variables x^k can be considered on equal footing yielding the constrained system.

Explicitly, the action integral I has the form [43]

$$I = \int \left(\frac{dl}{\sqrt{g_{00}}} - \frac{g_{0k} dx^k}{g_{00}} \right) \quad (5)$$

where dl is the length element of spatial distance [43].

Once the spatial trajectory of light is determined from 4 one can find from 3 the time coordinate. It is, basically, equal to the action I computed along the trajectory. Once the Fermat principle is put in the Lagrangian form all tools of analytical mechanics become available.

3 Spherically symmetric metric

Let us start with the simplest case of the spherically symmetric metric described by the line element

$$ds^2 = B(r) dt^2 - A(r) dr^2 - r^2 D(r) (d\theta^2 + \sin^2 \theta d\phi^2). \quad (6)$$

Assuming asymptotic flatness one finds $A(r)$, $B(r)$, $D(r) \xrightarrow[r \rightarrow \infty]{} 1$. Due to the spherical symmetry we can assume from the very beginning that the motion takes place in $\theta = \frac{\pi}{2}$ plane. Then 6 reduces to

$$ds^2 = B(r) dt^2 - A(r) dr^2 - r^2 D(r) d\phi^2. \quad (7)$$

The important quantity characterizing the trajectory is the invariant impact parameter. To define it let us remind that, given an affine parameter σ , one derives the geodesic equations from the variational principle

$$\delta \int \mathfrak{L}_0 d\sigma = 0 \quad (8)$$

where

$$\begin{aligned} \mathfrak{L}_0 &\equiv \frac{1}{2} g_{\mu\nu}(x) \frac{dx^\mu}{d\sigma} \frac{dx^\nu}{d\sigma} \\ &= \frac{1}{2} \left(B(r) \left(\frac{dt}{d\sigma} \right)^2 - A(r) \left(\frac{dr}{d\sigma} \right)^2 - r^2 D(r) \left(\frac{d\phi}{d\sigma} \right)^2 \right) \end{aligned}$$

\mathfrak{L}_0 does not depend explicitly on t an ϕ , implying the conservation of the corresponding momenta

$$E \equiv p_t = \frac{\partial \mathfrak{L}_0}{\partial \dot{t}} = B(r) \dot{t}, \quad \dot{t} \equiv \frac{dt}{d\sigma}; \quad (9)$$

$$L \equiv p_\phi = \frac{\partial \mathfrak{L}_0}{\partial \dot{\phi}} = -r^2 D(r) \dot{\phi}, \quad \dot{\phi} \equiv \frac{d\phi}{d\sigma}. \quad (10)$$

The affine parameter σ is defined up to a affine transformation, $\sigma \rightarrow a\sigma + b$; the latter implies rescaling $E \rightarrow E/a$, $L \rightarrow L/a$. Therefore, the physically relevant parameter, the invariant impact parameter, may be defined as

$$b = \frac{|L|}{E} = \frac{r^2 D(r)}{B(r)} \left| \frac{d\phi}{dt} \right|. \quad (11)$$

Note that the dynamics defined by \mathfrak{L}_0 and the evolution parameter σ is integrable in the Arnold-Liouville sense, possessing three Poisson-commuting integrals of motion $\mathcal{H}_0 = \mathfrak{L}_0$, p_t and p_ϕ .

Now, we can write out the variational principle describing the Fermat law. Computing dt from 2 and 7 we find that the Fermat principle takes form

$$\delta \int \sqrt{\frac{A(r)}{B(r)} dr^2 + \frac{r^2 D(r)}{B(r)} d\phi^2} = \delta \int \sqrt{\frac{A(r)}{B(r)} \left(\frac{dr}{d\phi} \right)^2 + \frac{r^2 D(r)}{B(r)}} d\phi = 0. \quad (12)$$

Therefore, the trajectory $r = r(\phi)$ can be read off from the Lagrange equation resulting from the Lagrangian

$$\mathfrak{L} = \sqrt{\frac{A(r)}{B(r)} \left(\frac{dr}{d\phi} \right)^2 + \frac{r^2 D(r)}{B(r)}} \quad (13)$$

with ϕ replacing the time (evolution) parameter. \mathfrak{L} does not depend explicitly on ϕ . As a result the "energy"

$$\mathcal{E} \equiv \dot{r} \frac{\partial \mathfrak{L}}{\partial \dot{r}} - \mathfrak{L}, \quad \dot{r} \equiv \frac{dr}{d\phi} \quad (14)$$

is a constant of motion. Explicitly,

$$\mathcal{E} = \frac{-r^2 \frac{D(r)}{B(r)}}{\sqrt{\frac{A(r)}{B(r)} \dot{r}^2 + \frac{r^2 D(r)}{B(r)}}} \quad (15)$$

Now, $dt = \mathfrak{L} d\phi$ yields

$$b = |\mathcal{E}| \quad (16)$$

Equations 15 and 16 imply

$$\frac{A(r)B(r)}{D^2(r)} \frac{\dot{r}^2}{r^4} + \frac{B(r)}{r^2 D(r)} = \frac{1}{b^2}. \quad (17)$$

By taking derivative with respect to ϕ of both sides of eq. 17 one obtains the relevant Lagrange equation.

Eq. 17 allows to derive an explicit expression for the deflection angle. If r_0 denotes the distance of the closest approach of the light to the center, $\dot{r}|_{r_0} = 0$, then

$$\frac{1}{b^2} = \frac{B(r_0)}{r_0^2 D(r_0)}. \quad (18)$$

Eqs. 17 and 18 yield immediately the deflection angle (Fig. 1 below) [44]

$$\delta = 2 \int_{r_0}^{\infty} \sqrt{\frac{A(r)}{D(r)} \left(\frac{D(r) B(r_0)}{B(r) D(r_0)} \left(\frac{r}{r_0} \right)^2 - 1 \right)^{-1}} \frac{dr}{r} - \pi \quad (19)$$

which allows us to compute δ in terms of b .

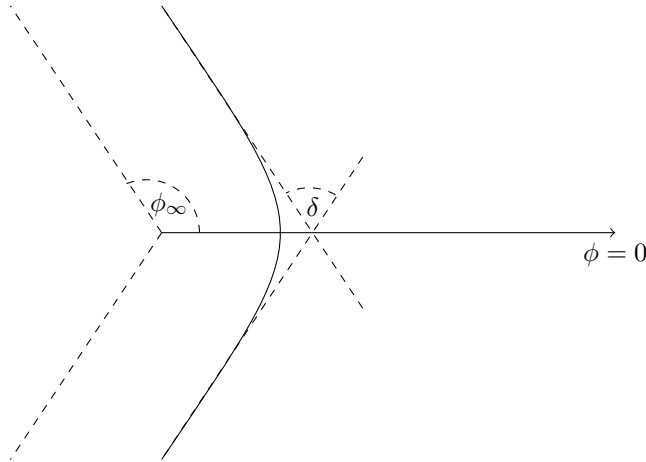


Figure 1: The geometry of deflection angle.

As a particular case of spherically symmetric case consider the metric describing space-time corresponding to electrically neutral, compact, spherically symmetric mass distribution. It is given by eq. 7 with

$$B(r) = A^{-1}(r) = 1 - \frac{2m}{r}, D(r) = 1, \quad (20)$$

m being the mass parameter. Then the Lagrangian 13 takes the form

$$\mathfrak{L} = \sqrt{\frac{1}{B^2(r)} \left(\frac{dr}{d\phi} \right)^2 + \frac{r^2}{B(r)}} \quad (21)$$

while

$$\mathcal{E} = \frac{-r^2}{\sqrt{\dot{r}^2 + r^2 B(r)}}, \quad \dot{r} \equiv \frac{dr}{d\phi}. \quad (22)$$

Eq. 22 implies

$$\frac{\dot{r}^2}{r^4} + \frac{B(r)}{r^2} = \frac{1}{b^2}. \quad (23)$$

Let us put

$$r = \frac{m}{u}, \quad (24)$$

u being dimensionless. Then 23 takes the form

$$\dot{u}^2 + u^2 B(u) = \frac{m^2}{b^2}. \quad (25)$$

Taking the derivative of both sides with respect to ϕ one obtains the Lagrange equation in terms of u ,

$$\ddot{u} + uB(u) + \frac{u^2}{2}B'(u) = 0, \quad B'(u) \equiv \frac{dB(u)}{du}. \quad (26)$$

Now, $B(u) = 1 - 2u$ and 26 reduces to [12], [13]:

$$\ddot{u} + u - 3u^2 = 0 \quad (27)$$

Eq. 27 is the Newton equation corresponding to the potential

$$V(u) \equiv \frac{1}{2}u^2 B(u) = \frac{1}{2}u^2 - u^3. \quad (28)$$

Eq. 25 can be rewritten as

$$\frac{1}{2}\dot{u}^2 + V(u) = \frac{m^2}{2b^2}. \quad (29)$$

The "energy" $\frac{m^2}{2b^2}$ corresponds to the oscillatory regime provided $\frac{m^2}{2b^2} < \frac{1}{54}$ and $u < \frac{1}{3}$ (Fig. 2). For small u , $V(u) \sim u^2$ and, from eq. 29, $u^2 \lesssim \frac{m^2}{b^2}$. In the weak deflection limit, $b \gg m$, this gives $u \ll 1$. We are dealing with small nonlinear oscillations.

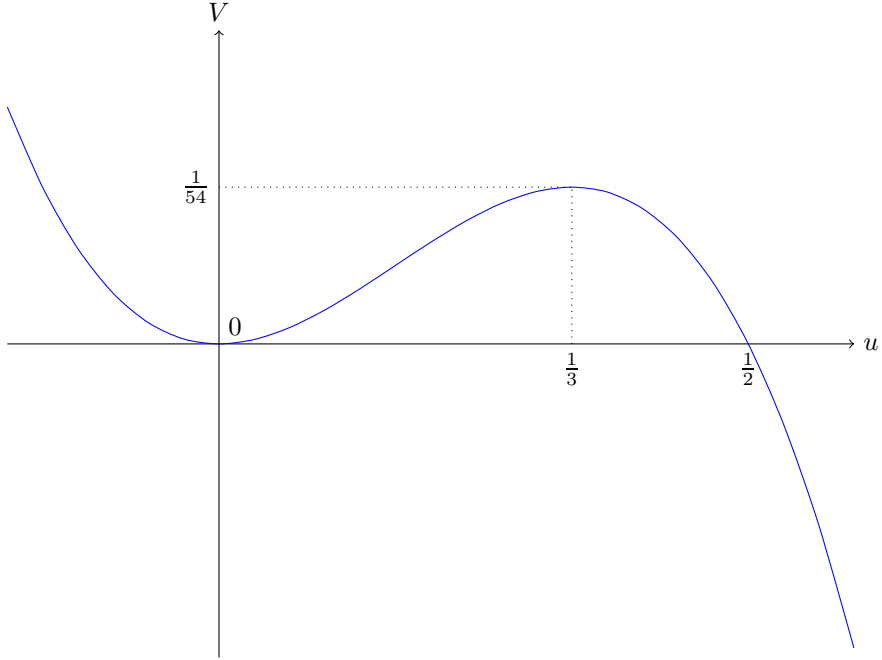


Figure 2: The potential corresponding to the Schwarzschild metric. Note, that the value $u = \frac{1}{3}$ corresponds to the radius of circular light rays.

As a second example of spherically symmetric metric we take the Reissner-Nordström one describing the charged black hole. It is given by eq. 7 with

$$B(r) = A^{-1}(r) = 1 - \frac{2m}{r} + \frac{q^2}{r^2}, \quad D(r) = 1 \quad (30)$$

or

$$B(u) = A^{-1}(u) = 1 - 2u + \frac{q^2}{m^2}u^2. \quad (31)$$

Eq. 26 yields now

$$\ddot{u} + u - 3u^2 + 2\left(\frac{q}{m}\right)^2 u^3 = 0. \quad (32)$$

The relevant potential reads (Fig 3)

$$V(u) = \frac{1}{2}u^2 - u^3 + \frac{1}{2}\left(\frac{q}{m}\right)^2 u^4. \quad (33)$$

For the black hole to exist it is necessary that $\frac{q}{m} \leq 1$ (the equality corresponds to the extremal black hole).

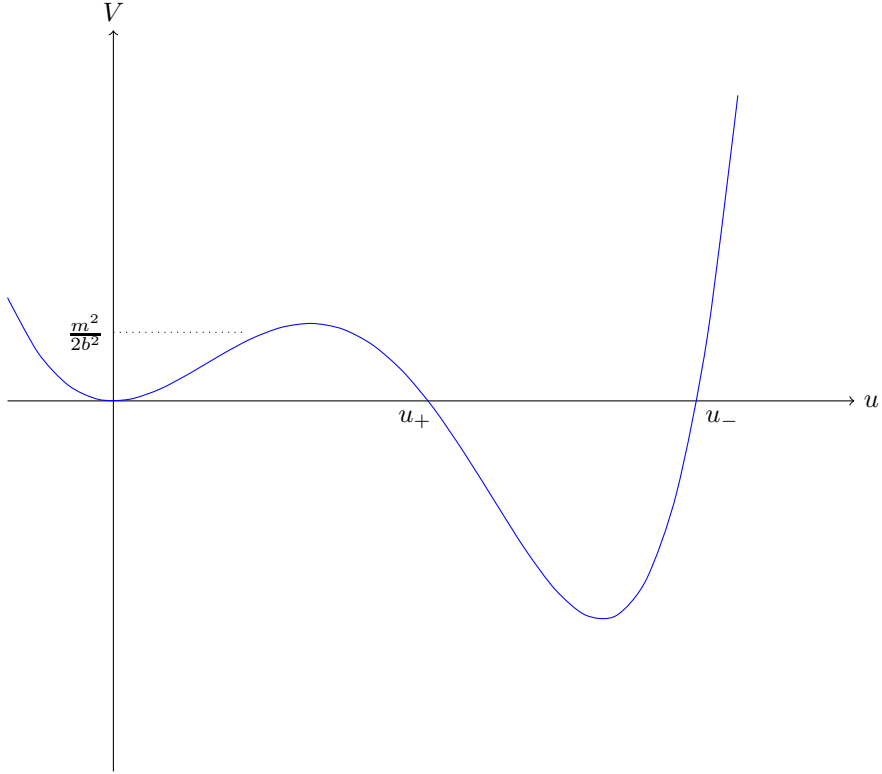


Figure 3: The potential corresponding to the Reissner-Nordström black-hole; u_+ and u_- correspond to the event and Cauchy horizons, respectively.

Again, the weak deflection limit $\frac{m}{b} \ll 1$ and $u < u_+$ imply small oscillations, $u \ll 1$.

4 Axially symmetric metrics

Let us now consider a more general case of axially symmetric metrics. We restrict ourselves to the motion in the equatorial plane $\theta = \frac{\pi}{2}$. Then the metric takes the form

$$ds^2 = B(r) dt^2 - A(r) dr^2 - r^2 D(r) d\phi^2 + 2rF(r) dt d\phi. \quad (34)$$

Much of the discussion can be repeated here. The Lagrangian describing geodesic motion reads

$$\begin{aligned} \mathfrak{L}_0 = \frac{1}{2} \left(B(r) \left(\frac{dt}{d\sigma} \right)^2 - A(r) \left(\frac{dr}{d\sigma} \right)^2 - r^2 D(r) \left(\frac{d\phi}{d\sigma} \right)^2 \right. \\ \left. + 2rF(r) \frac{dt}{d\sigma} \frac{d\phi}{d\sigma} \right) \end{aligned}$$

and yields the integral of motion:

$$\mathcal{E} \equiv p_t = \frac{\partial \mathcal{L}_0}{\partial \dot{t}} = B(r) \frac{dt}{d\sigma} + rF(r) \frac{d\phi}{d\sigma} \quad (35)$$

$$\mathcal{L} \equiv p_\phi = \frac{\partial \mathcal{L}_0}{\partial \dot{\phi}} = -r^2 D(r) \frac{d\phi}{d\sigma} + rF(r) \frac{dt}{d\sigma} \quad (36)$$

$$(37)$$

The invariant impact parameter takes the form

$$b = \left| \frac{\mathcal{L}}{\mathcal{E}} \right| = \left| \frac{-r^2 D(r) + rF(r) \frac{dt}{d\phi}}{B(r) \frac{dt}{d\phi} + rF(r)} \right|. \quad (38)$$

The Fermat principle 4 is still valid so again by computing dt from the equation $ds^2 = 0$ we find the variational principle for the light rays in the form:

$$\delta \int \mathfrak{L} d\phi = 0 \quad (39)$$

$$\mathfrak{L} = \frac{-rF(r)}{B(r)} + \frac{1}{\sqrt{B(r)}} \frac{dl}{d\phi} \quad (40)$$

with the length element of spatial distance

$$dl^2 = A(r) dr^2 + \left(r^2 D(r) + \frac{r^2 F^2(r)}{B(r)} \right) d\phi^2 \quad (41)$$

\mathfrak{L} does not depend explicitly on ϕ yielding

$$\mathcal{E} = \dot{r} \frac{\partial \mathfrak{L}}{\partial \dot{r}} - \mathfrak{L} = \frac{rF(r)}{B(r)} - \frac{r^2 D(r) + r^2 \frac{E^2(r)}{B(r)}}{\sqrt{B(r)} \sqrt{A(r) \dot{r}^2 + r^2 D(r) + \frac{F^2(r) r^2}{B(r)}}} \quad (42)$$

as the conserved quantity. As in the spherically symmetric case the relation $dt = \mathfrak{L} d\phi$ implies 16.

By separating variables in eq. 42 and integrating over r one finds the counterpart of eq. 19 for deflection angle. It appears to be quite complicated so we will not write it explicitly here.

The Lagrange equation which determines the trajectory $r = r(\phi)$, derived from \mathfrak{L} , involves r , \dot{r} and \ddot{r} . Using 42 one can eliminate \dot{r} arriving at the equation of the form $\ddot{r} = g(r, \mathcal{E})$.

As an example of axially symmetric metric consider the Kerr black hole. The metric in the equatorial plane, when expressed in terms of u coordinate, reads

$$B(u) = 1 - 2u \quad (43)$$

$$A(u) = \frac{1}{1 - 2u + \frac{k^2}{m^2} u^2} \quad (44)$$

$$D(u) = 1 + \frac{k^2}{m^2} u^2 (1 + 2u) \quad (45)$$

$$F(u) = -\frac{2k}{m} u^2 \quad (46)$$

Using 43 - 46 eq. 42 can be converted into

$$\dot{u}^2 = \frac{\left(1 - 2u + \frac{k^2}{m^2}u^2\right)^2}{\left(1 - 2u\left(1 - \frac{k}{\mathcal{E}}\right)\right)^2} \left(2\left(1 - \frac{k}{\mathcal{E}}\right)^2 u^3 - \left(1 - \frac{k^2}{\mathcal{E}^2}\right)u^2 + \frac{m^2}{\mathcal{E}^2}\right) \quad (47)$$

which coincides with eq. (11) from [35].

5 Asymptotic trajectories and Lindstedt - Poincare method

We have seen that the light trajectories in the metric exhibiting high degree of symmetry are described by the simple non-linear equations: eq. 27 for the Schwarzschild metric and eq. 32 for the Reissner - Nordström one. They can be solved by writing down the first integrals, eq. 25, and separating variables. This results in the explicit expressions for light trajectories in terms of elliptic functions [12], [13].

On the other hand, in the weak deflection regime $u \ll 1$, one can solve the relevant equations perturbatively in (the amplitude of) u .

However, one has to keep in mind that the straightforward application of perturbation theory produces the terms involving, apart from trigonometric functions, the polynomials in the angle ϕ . This breaks periodicity and, consequently, the perturbative expansion is not valid uniformly. The reason is that in the recursive procedure there appear resonant terms producing unwanted contributions [45–48]. This can be cured by modifying the perturbative expansion according to the Lindstedt - Poincare method [45–48]: the consecutive terms (in particular, those entering the relation frequency - amplitude) are determined from the condition that the resonance is absent. We sketch some details in the Appendix.

Let us start with the eq. 27. The Lindstedt - Poincare method gives here, up to the second order in the amplitude,

$$u = a \cos(\omega\phi) + \frac{a^2}{2} (3 - \cos(2\omega\phi)) + \dots \quad (48)$$

$$\omega = 1 - \frac{15}{4}a^2 + \dots \quad (49)$$

The above solution obeys the initial conditions:

$$u_0 = u(\phi = 0) = a + a^2 \quad (50)$$

$$\dot{u}_0 = \dot{u}(\phi = 0) = 0 \quad (51)$$

Any other solution may be obtained by the replacement $\phi \rightarrow \phi - \phi_0$ with suitably adjusted ϕ_0 . Eqs. 28, 29, 50 and 51 imply, up to the second order,

$$\frac{m^2}{b^2} = u_0^2 - 2u_0^3 \simeq a^2. \quad (52)$$

Therefore, eqs. 48, 49 may be rewritten as

$$u = \frac{m}{b} \cos(\omega\phi) + \frac{m^2}{2b^2} (3 - \cos(2\omega\phi)) \quad (53)$$

$$\omega = 1 - \frac{15}{4} \frac{m^2}{b^2} \quad (54)$$

Eq. 53 provides the approximate form of light trajectory in the weak deflection limit. In order to find the value of deflection angle we solve first $u = 0$ for the asymptotic angle ϕ_∞ (Fig. 1):

$$\frac{m}{b} \cos(\omega\phi_\infty) + \frac{m^2}{b^2} (2 - \cos^2(\omega\phi_\infty)) = 0 \quad (55)$$

or, up to the second order,

$$\cos(\omega\phi_\infty) \simeq -\frac{2m}{b}. \quad (56)$$

Let $\omega\phi_\infty \equiv \frac{\pi}{2} + \Delta$; then again up to the second order,

$$\Delta \simeq \frac{2m}{b} \quad (57)$$

On the other hand, the deflection angle δ is given by (see Fig. 1):

$$\delta = 2 \left(\phi_\infty - \frac{\pi}{2} \right) = \frac{\pi + 2\Delta}{\omega} - \pi. \quad (58)$$

From eqs. 54, 57 and 58 one finds

$$\delta \simeq \left(\pi + \frac{4m}{b} \right) \left(1 + \frac{15}{4} \left(\frac{m}{b} \right)^2 \right) - \pi \simeq \frac{4m}{b} + \frac{15\pi}{4} \left(\frac{m}{b} \right)^2 \quad (59)$$

which agrees with the value derived by other methods [7]. Let us stress that the correction to the Einstein original result follows, in this picture, from the frequency - amplitude relation. Now, one can include charge into our consideration. Again, eq. 32 can be solved using Lindstedt - Poincare algorithm. Evaluated to the second order the solution is still given by eq. 53. However, the relation frequency - amplitude gets modified to

$$\omega = 1 + \left(\frac{3}{4} \left(\frac{q}{m} \right)^2 - \frac{15}{4} \right) a^2 + \dots \quad (60)$$

Following the same steps as in deriving eq. 59 one finds

$$\delta = \frac{4m}{b} + \frac{3\pi}{4} \left(5 - \left(\frac{q}{m} \right)^2 \right) \left(\frac{m}{b} \right)^2 \quad (61)$$

again in agreement with other findings [7]. We see that the charge contribution results exclusively from amplitude - frequency relation.

The above procedure can be extended to include higher order terms. Solving eq. 27 to the third order in the amplitude we find

$$u = a \cos(\omega\phi) + \frac{a^2}{2} (3 - \cos(2\omega\phi)) + \frac{3}{16} a^3 \cos(3\omega\phi) + \dots \quad (62)$$

while eq. 49 remains valid. Eq. 62 implies

$$u_0 = a + a^2 + \frac{3}{16} a^3. \quad (63)$$

Using 63 and the first equality 52 one obtains, to the third order in $\frac{m}{b}$,

$$a = \frac{m}{b} + \frac{37}{16} \left(\frac{m}{b}\right)^3 \quad (64)$$

Next, we solve $u = 0$ for ϕ_∞ . Putting $y = \cos(\omega\phi_\infty)$ we find from 62:

$$\frac{3}{4}a^2y^3 - ay^2 + \left(1 - \frac{9}{16}a^2\right)y + 2a = 0 \quad (65)$$

The solution, to the third order in a , reads

$$y = -2a + \frac{23}{8}a^3 \quad (66)$$

Again, putting $\omega\phi_\infty = \frac{\pi}{2} + \Delta$ leads to

$$\sin \Delta = 2a - \frac{23}{8}a^3 \quad (67)$$

and, by virtue of $\sin \Delta \cong \Delta - \frac{1}{6}\Delta^3$,

$$\Delta = 2a - \frac{37}{24}a^3. \quad (68)$$

Therefore, the deflection angle is

$$\begin{aligned} \delta &= \frac{\pi + 2\Delta}{\omega} - \pi \cong \left(\pi + 4a - \frac{37}{12}a^3\right) \left(1 + \frac{15}{4}a^2\right) - \pi \cong 4a + \frac{15\pi}{4}a^2 + \frac{143}{12}a^3 \\ &\cong 4\frac{m}{b} + \frac{15\pi}{4} \left(\frac{m}{b}\right)^2 + \frac{127}{6} \left(\frac{m}{b}\right)^3 \end{aligned}$$

where eq. 68 has been used.

The first two terms agree with other findings while the third one differs from the result reported in the literature [7], [8]. In particular, in [7] the asymptotic expansion of the deflection angle in the powers of $\frac{m}{b}$ has been given. The coefficient in front of the third power of $\frac{m}{b}$ equals there $\frac{128}{3}$ which is almost exactly twice as large as the one given here. It is not quite clear for us what is the reason of this discrepancy. This seems to be related to the fact that the Lindstedt - Poincaré expansion is a partially summed power expansion, the subseries being hidden in the frequency ω entering the trigonometric functions. Moreover, the space infinity, $u = 0$, is taken into account in Ref [7] exactly, as the lower integration limit of the relevant integral representing the deflection angle while here the equation $u = 0$ is solved perturbatively.

Consider now the case of axially symmetric metric. Specifically, let us analyse the Kerr black hole. For equatorial motion the relevant equation (first integral of the Lagrange equation following from Fermat principle) is eq. 47. Contrary to the spherically symmetric case the non-linearity is now non-polynomial - \dot{u}^2 is a rational function of u . Moreover, the relevant Lagrange equation contains algebraic functions of u and \dot{u} . These non-rational contributions can be eliminated at the expense of introducing the \mathcal{E} - dependence. However, the problem simplifies considerably if we assume $\frac{k}{m} \ll 1$, i.e. we are considering slowly rotating black hole. Note that, by virtue of eq. 16

$$\left|\frac{k}{\mathcal{E}}\right| = \left|\frac{k}{m}\right| \cdot \left|\frac{m}{b}\right| \ll \left|\frac{m}{b}\right|. \quad (69)$$

Expanding the right-hand side to the first order in $\frac{k}{m}$ we find

$$\dot{u}^2 = 2u^3 - u^2 - 4u \frac{k}{\mathcal{E}} \frac{m^2}{b^2} + \frac{m^2}{b^2} \quad (70)$$

where we have used the estimate $u \sim \frac{m}{b}$ to replace $\frac{1}{1-2u} \sim 1$ in one term on the right hand side. By taking the ϕ -derivative of both sides of 70 we get

$$\ddot{u} + u = 3u^2 - 2 \frac{k}{\mathcal{E}} \frac{m^2}{b^2} \quad (71)$$

We see that in the limit of slow rotation, the basis equation appears to be only a slight modification of eq. 27. The solution, to the second order in $\frac{m}{b}$ can be immediately written out:

$$u = \frac{m}{b} \cos(\omega\phi) + \frac{m^2}{2b^2} (3 - \cos(2\omega\phi)) - 2 \frac{k}{\mathcal{E}} \left(\frac{m}{b}\right)^2 \quad (72)$$

Again, ϕ_∞ is determined from $u = 0$; with $\cos(\omega\phi_\infty) \equiv y$ we find

$$y^2 - \frac{b}{m}y - 2 \left(1 - \frac{k}{\mathcal{E}}\right) = 0 \quad (73)$$

which yields ($\omega\phi_\infty \equiv \frac{\pi}{2} + \Delta$):

$$\Delta \simeq \frac{2m}{b} \left(1 - \frac{k}{\mathcal{E}}\right). \quad (74)$$

Eq. 74 implies the following formula for the deflection angle

$$\begin{aligned} \delta &= 2 \left(\phi_\infty - \frac{\pi}{2}\right) = \frac{\pi + 2\Delta}{\omega} - \pi \simeq \left(\pi + \frac{4m}{b} \left(1 - \frac{k}{\mathcal{E}}\right)\right) \left(1 + \frac{15}{4} \frac{m^2}{b^2}\right) \\ &\simeq \frac{4m}{b} + \frac{15\pi}{4} \left(\frac{m}{b}\right)^2 - \frac{4m}{b} \frac{k}{\mathcal{E}} \end{aligned} \quad (75)$$

Now, by 16 $\mathcal{E} = s|\mathcal{E}| = sb$, where $s \equiv \text{sgn } \mathcal{E}$ and $\frac{k}{\mathcal{E}} \frac{m}{b} = s \frac{k}{m} \left(\frac{m}{b}\right)^2$; therefore, eq. 75 takes the form

$$\delta = 4 \frac{m}{b} + \left(\frac{15\pi}{4} - 4s \frac{k}{m}\right) \left(\frac{m}{b}\right)^2 + \dots \quad (76)$$

in agreement with other findings [36].

Important comment is here in order. It can happen, that the third term on the right hand side is much smaller than the neglected contribution of third order in $\frac{m}{b}$. Then the approximation 76 is not reliable. However, this term gives, in the slow rotation limit, the dominant contribution to the difference between the deflection angles on the direct and retro sides. This is not unfamiliar in physics. For example, when one computes the energy levels in symmetric double well, the perturbation series (in \hbar) for both wells are identical. On the other hand, the level splitting due to tunnelling is of order $\exp\left(-\frac{\text{const}}{\hbar}\right)$ which is typically much smaller than the individual terms in perturbative expansion. However, the splitting (dominant term) can be still unambiguously computed even though the actual eigenvalues of energies are known with much less accuracy.

We conclude with presenting some numerical results. On figures 4-8 the asymptotic trajectories for Schwarzschild metric, computed from the approximate formula 62, are compared with exact ones for decreasing values of $\frac{m}{b}$; the approximation becomes better the smaller value of $\frac{m}{b}$ is. We present the function $u(\phi)$ for $\phi \geq 0$ only because it is an even function of ϕ .

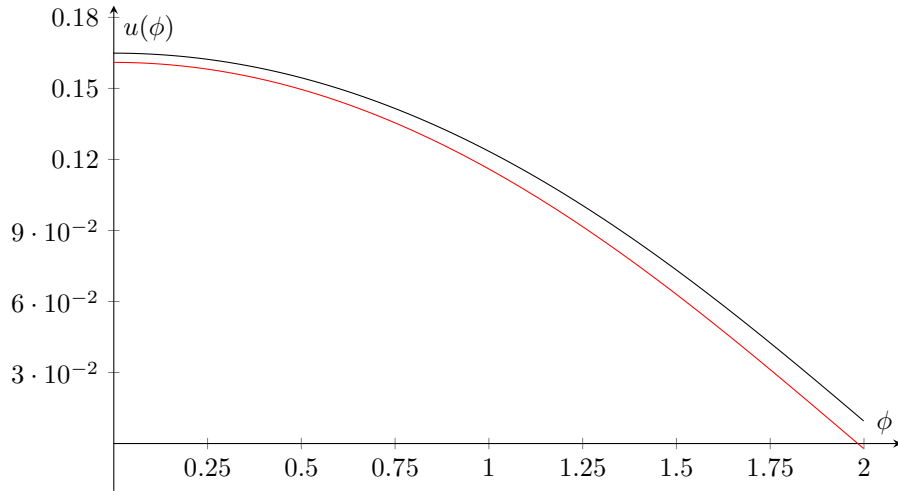


Figure 4: Trajectory in the Schwarzschild metric for $\frac{m}{b} = 0.135$; black line represents exact solution and red line - the approximate one.

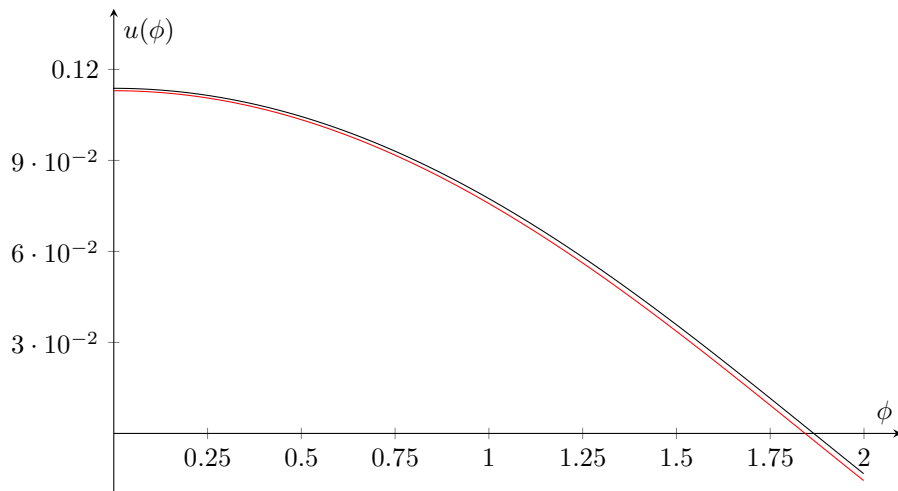


Figure 5: Trajectory in the Schwarzschild metric for $\frac{m}{b} = 0.1$; black line represents exact solution and red line - the approximate one.

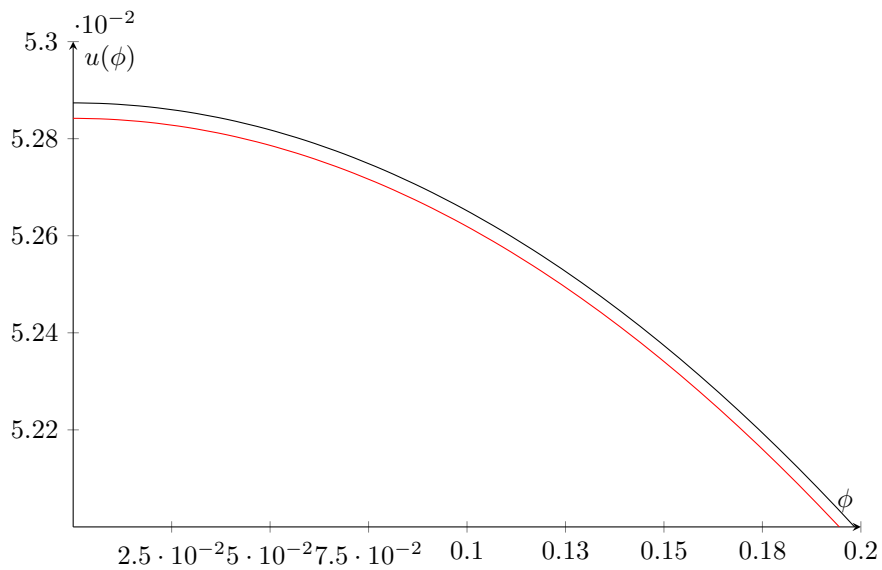


Figure 6: Trajectory in the Schwarzschild metric for $\frac{m}{b} = 0.05$; black line represents exact solution and red line - the approximate one.

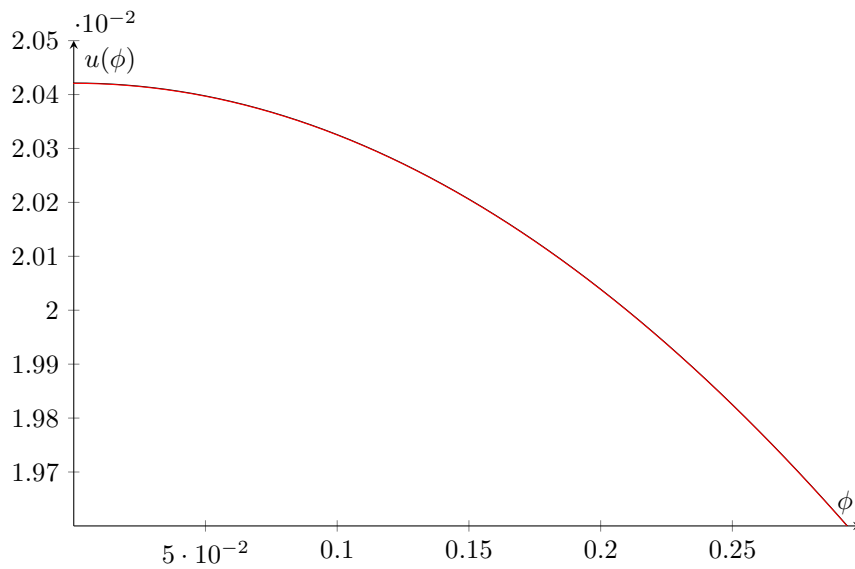


Figure 7: Trajectory in the Schwarzschild metric for $\frac{m}{b} = 0.02$; black line represents exact solution and red line - the approximate one. They coincide because the difference concerns fifth decimal.

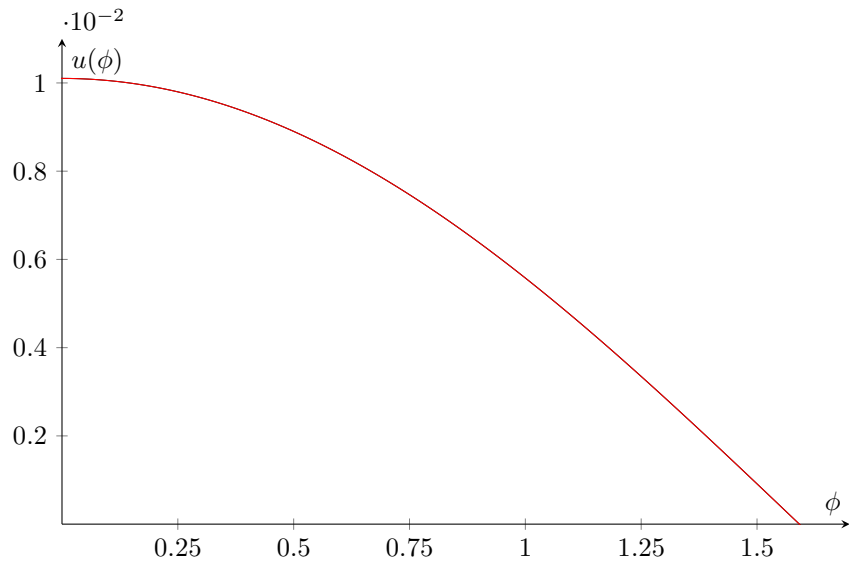


Figure 8: Trajectory in the Schwarzschild metric for $\frac{m}{b} = 0.01$; black line represents exact solution and red line - the approximate one.

On figure 9 the deviation angle as a function of the parameter $\frac{m}{b}$.

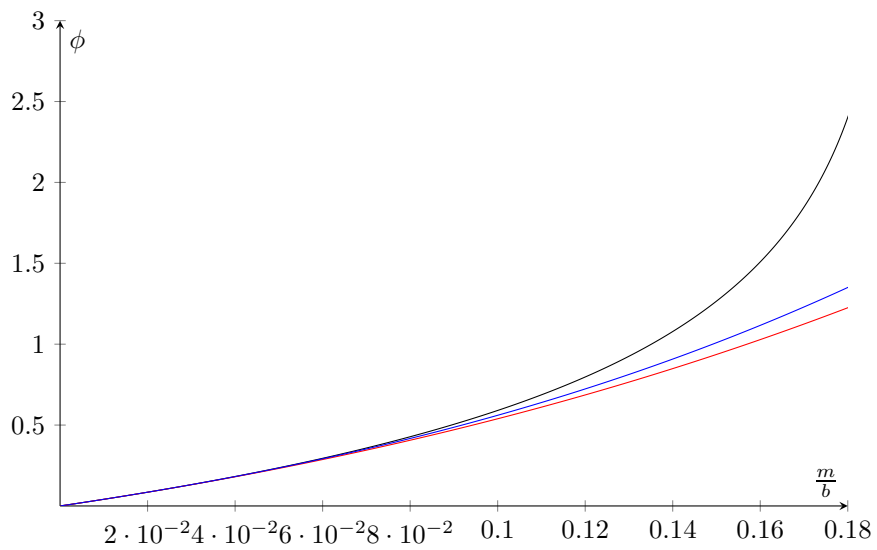


Figure 9: The value of deflection angle as the function of the parameter $\frac{m}{b}$; black line represents the exact solution, the red one - our approximation while the blue one - the approximation from the [7].

A The Lindstedt - Poincare method [46–48]

Consider small non-linear oscillations described by the equation $\left(\ddot{u} \equiv \frac{d^2u}{d\phi^2}\right)$,

$$\ddot{u} + \sum_{n=1}^N \alpha_n u^n = 0, \quad \alpha_1 \equiv \omega_0^2 \quad (77)$$

Assuming $u \ll 1$ one can solve 77 perturbatively. However, the straightforward application of perturbative expansion yields the so-called secular terms of the form: polynomial in ϕ times trigonometric function. Because of them the perturbative expansion is not uniformly valid as $|\phi|$ increases.

In order to get rid of secular terms one introduces new independent variable

$$\tau \equiv \omega\phi \quad (78)$$

and expands both ω and u in the powers of oscillation amplitude,

$$\omega = \omega_0 + \omega_1 + \omega_2 + \dots \quad (79)$$

$$u = u_1 + u_2 + u_3 + \dots \quad (80)$$

Inserting 78 - 80 into 77 one arrives at the chain of equations

$$\frac{d^2u_1}{d\tau^2} + u_1 = 0 \quad (81)$$

$$\omega_0^2 \left(\frac{d^2u_2}{d\tau^2} + u_2 \right) = -2\omega_0\omega_1 \frac{d^2u_1}{d\tau^2} - \alpha_2 u_1^2 \quad (82)$$

$$\begin{aligned} \omega_0^2 \left(\frac{d^2u_3}{d\tau^2} + u_3 \right) = & -2\omega_0\omega_1 \frac{d^2u_2}{d\tau^2} - 2\alpha_1 u_1 u_2 + \\ & -(\omega_1^2 + 2\omega_0\omega_2) \frac{d^2u_1}{d\tau^2} - \alpha_3 u_1^3 \end{aligned} \quad (83)$$

etc.

81 gives

$$u_1 = a \cos \tau \quad (84)$$

the expansion we are considering is, in fact, the one in the power of a . Substituting 84 into 82 one finds

$$\omega_0^2 \left(\frac{d^2u_2}{d\tau^2} + u_2 \right) = 2\omega_0 \omega_1 a \cos \tau - \frac{1}{2} \alpha_2 a^2 (1 + \cos 2\tau) \quad (85)$$

The first term on the right hand side is resonant, leading to the contribution of the form $\tau \sin \tau$ which we don't want. Therefore, we put $\omega_1 = 0$ and solve 85 for u_2 :

$$u_2 = \frac{-\alpha_2 a^2}{2\omega_0^2} \left(1 - \frac{1}{3} \cos 2\tau \right) \quad (86)$$

As a next step we insert 84 and 86 into 83. The resonant term is then absent provided

$$\omega_2 = \left(\frac{9\alpha_3\omega_0^2 - 10\alpha_2^2}{24\omega_0^3} \right) a^2 \quad (87)$$

and one can solve 83 for u_3 which appears to be proportional to $\cos 3\tau$. This procedure can be continued with higher order terms. The consecutive terms in the expansion 79 are obtained by demanding that the resonant contributions to 80 are absent.

References

- [1] Steven Weinberg. Photons and gravitons in perturbation theory: Derivation of maxwell’s and einstein’s equations. *Phys. Rev.*, 138:B988–B1002, May 1965.
- [2] J. N. Hewitt, G. H. Chen, and M. D. Messier. Variability in the einstein ring gravitational lens mg 1131+0456. *AJ*, 109:1956, May 1995.
- [3] Simonetta Frittelli and Ezra T. Newman. Exact universal gravitational lensing equation. *Phys. Rev. D*, 59:124001, Apr 1999.
- [4] Mauro Sereno. Gravitational lensing in metric theories of gravity. *Phys. Rev. D*, 67:064007, Mar 2003.
- [5] Ernesto F. Eiroa and Diego F. Torres. Strong field limit analysis of gravitational retrolensing. *Phys. Rev. D*, 69:063004, Mar 2004.
- [6] Volker Perlick. Exact gravitational lens equation in spherically symmetric and static spacetimes. *Phys. Rev. D*, 69:064017, Mar 2004.
- [7] Charles R. Keeton and A. O. Petters. Formalism for testing theories of gravity using lensing by compact objects: Static, spherically symmetric case. *Phys. Rev. D*, 72:104006, Nov 2005.
- [8] Paolo Amore and Santiago Arceo. Analytical formulas for gravitational lensing. *Phys. Rev. D*, 73:083004, Apr 2006.
- [9] G W Gibbons, C M Warnick, and M C Werner. Light bending in schwarzschild–de sitter: projective geometry of the optical metric. *Classical and Quantum Gravity*, 25(24):245009, nov 2008.
- [10] Minjoon Park. Rigorous approach to gravitational lensing. *Phys. Rev. D*, 78:023014, Jul 2008.
- [11] V. Bozza. Comparison of approximate gravitational lens equations and a proposal for an improved new one. *Phys. Rev. D*, 78:103005, Nov 2008.
- [12] E. Hackmann and C. Lämmerzahl. Analytical solution methods for geodesic motion. *AIP Conference Proceedings*, 1577(1):78–88, 01 2014.
- [13] Eva Hackmann and Claus Lämmerzahl. Analytical solutions for geodesics in black hole spacetimes, 2015.
- [14] Asahi Ishihara, Yusuke Suzuki, Toshiaki Ono, Takao Kitamura, and Hideki Asada. Gravitational bending angle of light for finite distance and the gauss-bonnet theorem. *Phys. Rev. D*, 94:084015, Oct 2016.

- [15] Asahi Ishihara, Yusuke Suzuki, Toshiaki Ono, and Hideki Asada. Finite-distance corrections to the gravitational bending angle of light in the strong deflection limit. *Phys. Rev. D*, 95:044017, Feb 2017.
- [16] Rahul Kumar, Sushant G. Ghosh, and Anzhong Wang. Shadow cast and deflection of light by charged rotating regular black holes. *Phys. Rev. D*, 100:124024, Dec 2019.
- [17] Guangzhou Guo, Xin Jiang, Peng Wang, and Houwen Wu. Gravitational lensing by black holes with multiple photon spheres. *Phys. Rev. D*, 105:124064, Jun 2022.
- [18] Abhishek Chowdhuri, Saptaswa Ghosh, and Arpan Bhattacharyya. A review on analytical studies in gravitational lensing. *Frontiers in Physics*, 11, 2023.
- [19] Charles Galton Darwin. The gravity field of a particle. *Proceedings of the Royal Society of London. Series A. Mathematical and Physical Sciences*, 249(1257):180–194, 1959.
- [20] Charles Galton Darwin. The gravity field of a particle. ii. *Proceedings of the Royal Society of London. Series A. Mathematical and Physical Sciences*, 263(1312):39–50, 1961.
- [21] Leonid Lerner. A simple calculation of the deflection of light in a schwarzschild gravitational field. *American Journal of Physics*, 65(12):1194–1196, 1997.
- [22] Simonetta Frittelli, Thomas P Kling, and Ezra T Newman. Spacetime perspective of schwarzschild lensing. *Physical Review D*, 61(6):064021, 2000.
- [23] Valerio Bozza, Salvatore Capozziello, G Iovane, and G Scarpetta. Strong field limit of black hole gravitational lensing. *General Relativity and Gravitation*, 33:1535–1548, 2001.
- [24] Kumar Shwetketu Virbhadra and George FR Ellis. Schwarzschild black hole lensing. *Physical Review D*, 62(8):084003, 2000.
- [25] Petri T Mutka and Petri H Mähönen. Approximation of light-ray deflection angle and gravitational lenses in the schwarzschild metric. i. derivation and quasar lens. *The Astrophysical Journal*, 576(1):107, 2002.
- [26] Petri T Mutka and Petri Mähönen. Approximation of light-ray deflection angle and gravitational lenses in the schwarzschild metric. ii. lensing magnification in a binary system. *The Astrophysical Journal*, 581(2):1328, 2002.
- [27] Andrei M Beloborodov. Gravitational bending of light near compact objects. *The Astrophysical Journal*, 566(2):L85, 2002.
- [28] Jeremiah Bodenner and Clifford M Will. Deflection of light to second order: A tool for illustrating principles of general relativity. *American Journal of Physics*, 71(8):770–773, 2003.

- [29] Savitri V Iyer and Arlie O Petters. Light’s bending angle due to black holes: from the photon sphere to infinity. *General Relativity and Gravitation*, 39:1563–1582, 2007.
- [30] Ernesto F Eiroa, Gustavo E Romero, and Diego F Torres. Reissner-nordström black hole lensing. *Physical Review D*, 66(2):024010, 2002.
- [31] Mauro Sereno. Weak field limit of reissner-nordström black hole lensing. *Physical Review D*, 69(2):023002, 2004.
- [32] Jop Briët and D Hobill. Gravitational lensing by charged black holes. *University of Calgary preprint*, 2005.
- [33] Valerio Bozza. Quasiequatorial gravitational lensing by spinning black holes in the strong field limit. *Physical Review D*, 67(10):103006, 2003.
- [34] Valerio Bozza, Fabiana De Luca, Gaetano Scarpetta, and M Sereno. Analytic kerr black hole lensing for equatorial observers in the strong deflection limit. *Physical Review D*, 72(8):083003, 2005.
- [35] Savitri V Iyer and Edward C Hansen. Light’s bending angle in the equatorial plane of a kerr black hole. *Physical Review D*, 80(12):124023, 2009.
- [36] Savitri V Iyer and Edward C Hansen. Strong and weak deflection of light in the equatorial plane of a kerr black hole. *arXiv preprint arXiv:0908.0085*, 2009.
- [37] Saptaswa Ghosh and Arpan Bhattacharyya. Analytical study of gravitational lensing in kerr-newman black-bounce spacetime. *Journal of Cosmology and Astroparticle Physics*, 2022(11):006, nov 2022.
- [38] Eunice Omwoyo, Humberto Belich, Júlio C. Fabris, and Hermano Velten. Black hole lensing in kerr-de sitter spacetimes, 2023.
- [39] Joanna Gonera, Piotr Kosiński, and Joanna Piwnik. Fermat’s principle in constant gravitational field. *International Journal of Modern Physics D*, 30(12):2150094, 2021.
- [40] Ziqiang Cai and Rong-Jia Yang. Analytic solutions of the geodesic equation for kerr-sen-ads₄ black holes, 2023.
- [41] A Belhaj, H Belmahi, and M Benali. Deflection light behaviors by ads black holes. *General Relativity and Gravitation*, 54(1):4, 2022.
- [42] K. S. Virbhadra and G. F. R. Ellis. Gravitational lensing by naked singularities. *Phys. Rev. D*, 65:103004, May 2002.
- [43] L. D. Landau and E. M. Lifshitz. *The Classical Theory of Fields*. Pergamon Press, 1971.
- [44] S. Weinberg. *Gravitation and Cosmology*. J Wiley & Sons, 1971.
- [45] L. D. Landau and E. M. Lifshitz. *Mechanics*. Elsevier, 1976.
- [46] A. Nayfeh and D. Mook. *Nonlinear oscillations*. Wiley, 1995.
- [47] A. Nayfeh. *Perturbation Methods*. Wiley, 2000.
- [48] A. Nayfeh. *Introduction to Perturbation Techniques*. Wiley, 1995.