

# Collaborative Access Control for IoT - A Blockchain Approach

Huang, Yongtao  
University of Texas at Dallas  
huang.yongtao@utdallas.edu

I-Ling Yen  
University of Texas at Dallas  
ilyen@utdallas.edu

Farokh Bastani  
University of Texas at Dallas  
bastani@utdallas.edu

**Abstract**—The Internet of Things (IoT) necessitates robust access control mechanisms to secure a vast array of interconnected devices. Most of the existing IoT systems in practice use centralized solutions. We identify the problems in such solutions and adopt the blockchain based decentralized access control approach. Though there are works in the literature that use blockchain for access control, there are some gaps in these works. We develop a blockchain embedded access control (BEAC) framework to bridge the gaps. First, blockchain based solutions for access control require an enabling P2P network while existing P2P overlays do not support some required features. We develop a novel P2P infrastructure to seamlessly support our BEAC framework. Second, most of the works consider blockchain based access control for a single access control model, and we develop a generic blockchain mechanism and show that it can support the embedding of various access control models. Finally, existing works adopt existing blockchain mechanisms which may incur a high communication overhead. We develop a shortcut approach to improve the number of message rounds in the access protocol. Our experiments demonstrate the efficacy of our system, showing that the shortcut mechanism can reduce access time by approximately 43%.

## I. Introduction

Internet of Things (IoT) has become indispensable in connecting a diverse range of devices from wearable, home, industrial, surveillance, agricultural, and smart city sensors to mobile devices, automobile cameras, drones, etc., which significantly enhances convenience and efficiency of daily operations across numerous sectors. However, this rapid expansion introduces challenges, particularly in security and access control, as many IoT devices handle sensitive information.

In practical deployments of IoT systems, access control usually relies on simple encryption-based handshakes for owner access or Single Sign-On (SSO) gateways for user authentication. Handshakes are straightforward but insufficient for complex sharing, whereas the SSO approach requires a stable internet connection, causing issues during outages - a significant concern in smart homes where centralized authentication can block accesses during internet disruptions, even when users and devices are on the same LAN. While advanced users might overcome these challenges with dynamic DNS, reverse proxies, and HTTPS certificates, these solutions can be too complex and potentially insecure for average users. Some other manufacturers streamline device management through proprietary social networks or apps, which mandates account

registration and family-joins and, subsequently, poses security and privacy risks.

Centralized or vendor-specific approaches for access control in IoT systems often result in inflexibility and limitations. Considering IoT's inherently decentralized structure, there's a growing trend in academic literature for peer-to-peer (P2P) access control with blockchain mechanisms. In [1], a Bitcoin-based approach is introduced for enforcing Attribute-based Access Control (ABAC) via transactions. This method supports basic policy management tasks such as creation, update, and revocation, and uniquely enables the transfer of access rights through Right Transfer Transactions (RTT). In [2] [3] [4], more advanced blockchain based access control frameworks on Ethereum have been developed, which employ smart contracts and can be applied to multiple access control models. However, though utilizing blockchain to oversee policies and access transactions has been investigated, there are several gaps in the literature of this direction toward fully realizing such approaches.

Firstly, the literature in blockchain embedding for access control does not consider the P2P network design to effectively support the proposed mechanisms. In fact, IoT devices behind dynamic IPs and firewalls, especially when accessed from similar networks, present significant connectivity challenges. Existing P2P solutions like Kademlia [5], BitTorrent, and Gnutella [6] provide partial remedies but are insufficient for IoT's unique requirements. A common limitation within these P2P networks is the inability for two peers, each situated in disparate, firewalled subnets, to forge a direct connection. Moreover, the use of dynamic IP, network tunneling, and port forwarding, etc., as commonly used by many IoT devices hidden in localized subdomains, results in a single peer being bound to multiple IP addresses, making many P2P systems that use IP addresses to define peer identities infeasible.

The second gap in the blockchain based access control literature is in handling multiple access control models. Most of the existing works consider embedding access control in blockchain for a single access control model. The mechanism is insufficient for many large-scale IoT systems where different access control models are used in different IoT domains.

A third issue is with the performance concerns. Most of the related works directly use an existing blockchain mechanism without considering the communication overhead. While blockchain integration offers advancements in access control

models and smart contract deployment, the required number of messaging rounds in the blockchain protocols can lead to significant latency.

To address the gaps discussed above, we introduce a novel P2P blockchain-embedded access control (P2P-BEAC) framework designed for decentralized access control in large-scale P2P IoT systems with substantial IoT resource sharing. P2P-BEAC consists of three layers as shown in 1.

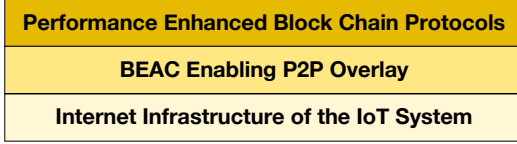


Fig. 1. 3-layer Framework

The bottom layer lays the existing Internet infrastructure, including various nodes that are relevant to the system, such as IoT devices, edge nodes, users, as well as servers that can provide blockchain embedded access control services.

In the second layer, we leverage libp2p to build an effective P2P infrastructure to enable a single, virtually universal domain which allows end-users to access IoT devices seamlessly across internet and local networks. The system offers advanced networking techniques to break the subdomain and firewall barriers, the IoT service discovery mechanisms to support the sharing of IoT devices with multiple stakeholders and elevates transparency beyond traditional solutions, and the publish-subscribe protocol to support reliable communication among the system entities for handling accesses and performing access control and validations.

The third layer is the core blockchain embedded access control (BEAC) unit. It consists of entities that provide the access control services and the corresponding protocols, such as bootstrapping, access request handling, and access policy validation protocols. Interoperability is one of the focuses in this layer. We design a common blockchain mechanism and demonstrate that it can support multiple access control models and facilitate the implementation of various cross-domain access techniques. As with other blockchain based access control solutions, this layer also provides a robust crash recovery mechanism that is specific to our protocol, making it versatile for use in many large-scale IoT systems with IoT resource sharing.

The BEAC layer also provides mechanisms for performance improvement to reduce the overhead introduced in blockchain protocols. For access control, we require that both the device (or domain) and the blockchain service to validate the access rights of the request against the policies. With a little additional overhead due to duplicated processing, we enable a significant reduction in the number of message rounds via a shortcut mechanism, which allows full access validation being done in parallel with local access authorization. This can benefit accesses by permanent users, such as the owner, and by recurrent accessors, which occur frequently in real-world access patterns.

In summary, our P2P-BEAC offers enabling P2P techniques to make the realization of blockchain embedded access control feasible in practice, supports multiple access control models, and significantly enhances the performance for blockchain based access control solutions. The design of our P2P-BEAC framework is discussed in the subsequent four sections, with the bottom layer in Section II, the middle layer in Section III, the core of the BEAC layer in Section IV. In Section V, we discuss the shortcut protocol for efficient access validation and analyze its performance. Finally, Section VI concludes the paper.

## II. Infrastructure Foundations

The system entities that comprise the bottom layer of our P2P-BEAC framework are depicted in Figure 2 and each entity is further defined and elaborated in the following.

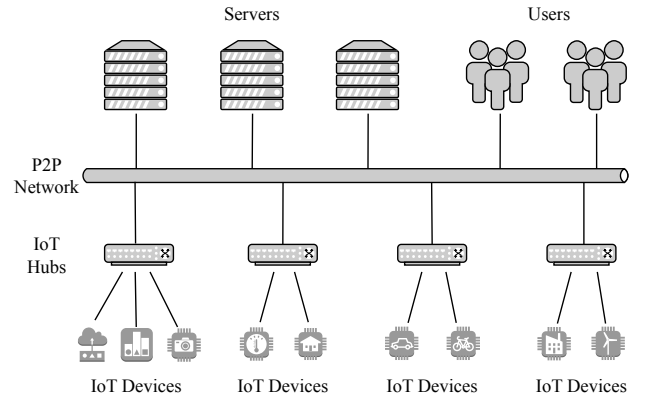


Fig. 2. System Architecture

**IoT Devices** offer a wide spectrum of IoT services. As how they are placed in the current Internet, we consider them hidden in the subnets behind firewalls. Services provided by the IoT devices are defined via manufacturer-provided templates, which can be used for semantic based service discovery. Each IoT device can be the basic element for access control and policies can be assignable on a per-service basis.

**Users** can access the IoT devices in the network according to the access control policies for the devices. A user can represent a diverse range of entities, including an independent individual, an individual in a domain, a software program or a service, or even some IoT entity or its service.

**Owners.** Device owner can be an individual or an organization who owns the device and has full access rights to the device. The access rights cannot be revoked except when ownership is transferred.

**Domain** is a higher-level entity in the system (e.g., homes, factories, companies), may consist of IoT hubs and IoT devices. IoT devices and their owners shall be in the same domain. Instead of defining policies for individual IoT devices, a domain can host a generic policy for the devices or device

groups in the domain. A single IoT device with sufficient capabilities can also choose to form its own domain.

**Server Nodes** are relatively powerful computers with high storage capacity or a cluster of computers in a local area network or in the cloud. We make use of these nodes to perform blockchain based access control and maintain blockchain and other system state data. In P2P-BEAC, server nodes serve as blockchain validators and access control hubs.

### III. BEAC-Enabling Peer-to-Peer Overlay

Though the design choice of the overlay infrastructure is pivotal for enabling a seamless blockchain embedded access control in a large-scale, resource sharing IoT system, a specific design of the P2P network has not been considered in the literature. To fully realize controlled sharing of IoT devices and enforce the associated access control policies, the network must adhere to several critical criteria. We leverage the libp2p library from Filecoin [7] to design our P2P overaly network infrastructure to meet these criteria. The specific criteria and the corresponding solutions are depicted in Figure 3 and discussed in the subsequent paragraphs.

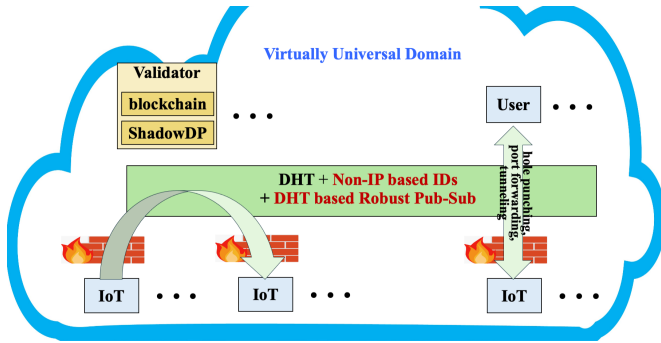


Fig. 3. P2P Overlay Network

#### A. Virtually Universal Domain

To ensure device accessibility across both internet and intranet environments, the P2P network should remove the barrier of individual sub-domains protected behind firewalls, linking entities into a universal domain to facilitate boundaryless accesses.

We explore multiple P2P implementations and identify their problems in supporting such a virtually universal domain. Finally, our P2P-BEAC framework chooses to leverage some capabilities in libp2p and build upon them to address the challenge. First, our P2P network employs hole punching and fallback relays [8] in libp2p to ensure that the devices behind firewalls can be accessed by users in some different subnets protected by different firewalls. We also incorporate port forwarding and virtual IP capabilities via TAP/TUN devices. In conjunction with libp2p's stream multiplexing, this approach enables a peer to access remote IoT device services as though they were on the same local area network (LAN).

#### B. System Entity Identification and Authentication.

**DHT.** The P2P network is organized by Distributed Hash Tables (DHT) to maintain the mapping between peer identities and associate network addresses. Rendezvous nodes and Zero Configuration Networking (zeroconf) are used to boost initial mapping

**Problem with IP based identity.** Each peer (an IoT device or a user) within the network should be uniquely identifiable. Traditional P2P networks that use IP for creating P2P identities face challenges because multiple IP addresses may be bound to a single peer. For example, a peer may have a local IP in the intranet (subdomain hidden from the public network). When communicating with external domains, a public IP address is temporarily mapped to the peer via network address translation (NAT) or port forwarding protocols. For many subdomains, this mapped public IP address may be dynamic, and, hence, each peer may be associated with many IP addresses and each IP address may also be mapped to different peers at different times. Thus, it is infeasible to use IP address as the unique identifier in a P2P system.

**Public key for Entity Identification and Authentication.** Our system leverages Elliptic Curve Digital Signature Algorithm (ECDSA) key pairs to define the identify of each peer. The ECDSA based identity, along with pertinent network addresses, is stored in the DHT to enable device discovery. ECDSA also facilitates the ready authentication protocols and the establishments of secure connections among peers.

#### C. Pub-Sub Communication Protocol.

Given dynamic and decentralized nature of P2P networks, a communication protocol is required to support robust message delivery while limiting flooding. The pub-sub protocol is adopted to support the publish-subscribe communication pattern. The pub-sub communication is but without a centralized broker or bus. Also, in access control and blockchain protocols, broadcasting and multi-casting may frequently be needed for data dissemination and event notification. The pub-sub protocol offers reliable delivery of the message to multiple designated destinations [9].

### IV. Blockchain Embedded Access Control (BEAC)

Our blockchain architecture adheres to established standards. For consensus, we employ a state-of-the-art Byzantine Fault Tolerance (BFT) protocol, specifically a 2-chain HotStuff [10] variant known as Ditto [11]. The block data structure is modeled after the JellyFish Merkle tree [12], a design borrowed from the Diem [13] project.

A key feature of our system's design is its resilience, particularly in maintaining operational integrity despite node failures, i.e., IoT devices and domains can reconstruct their access control states after failures. Thus, we choose to embed the access control policies in the blockchain transaction protocol with specific registration requirements. Our design ensures the

seamless addition or removal of hubs as required and offers robust recovery mechanisms from catastrophic device failures,

Also, engineered for adaptability, our system supports a multitude of domains, each governed by its distinct access control model. We provide demonstrative implementations of Discretionary Access Control (DAC), Attribute-Based Access Control (ABAC), and Role-Based Access Control (RBAC).

In the next subsection, we first outline the key system entities in the BEAC layer and their roles in implementing BEAC protocols (in Subsection IV-A). To illustrate the compatibility of our P2P-BEAC framework, the integration of BEAC with DAC, ABAC, and RBAC are detailed in Subsections IV-B, IV-D and IV-C). Finally, we further explore the dynamic capabilities offered by smart contracts for a more adaptive access control environment IV-E .

### A. BEAC Preliminary

Besides the entities discussed in Section II, some additional entities for the BEAC layer are introduced below.

- **Validator Cluster:** At the core of our system is a consortium blockchain, a design choice that balances chain update latency against fairness. Validators, which are dedicate servers, maintain the complete state of the blockchain and its storage. As their designation implies, these entities are tasked with appending new blocks to the blockchain, utilizing Byzantine Fault Tolerance (BFT) consensus protocols to ensure network agreement and integrity.
- **IoT Hubs:** Serving as control nodes within specific domains (e.g., homes, factories, companies), IoT hubs preserve domain local state of the blockchain, enabling them to partially verify the chain’s integrity. While they can propose new blocks to the validators, only validators have the authority to determine the acceptance of these proposals. Beyond their blockchain role, IoT hubs act as bootstrapping and rendezvous points for IoT devices within their domain, facilitating device network integration and communication.

Since we embed access control policies in the blockchain, it is necessary to bootstrap the IoT devices and domains. The concept of ownership and the registration requirements are discussed below.

- **Device Registration:** Any device is required to register itself in order to join the network. The registration request includes the device’s and its owner’s signed fingerprints. Once registered, the device record in blockchain is immutable. Changes in ownership require releasing by the current owner and re-registration by the new owner. The newly registered device will have different fingerprint.
- **Ownership:** Device owner has full access. The access cannot be revoked except when ownership is transferred. For Mandatory Access Control (MAC), device ownership rights are streamlined to a selected group of administrative users, primarily for failure recovery. Inspired by Linux Security Modules framework [14], our system

supports various access control models across different domains.

- **Domain Registration:** Domains, their rules, and owners must register immutably. Global domains can set ownership to a generic address, analog to nobody user in Linux, allowing open access while preventing spam by restricting registration to consortium members.

### B. Discretionary Access Control (DAC)

Beside default domain and device registration processes, here are default access permission types associated with a device:

- **LIST.** Permission to view device details, including its manufacture information and services provided.
- **CHMOD.** Permission to grant or deny access to other user or device. Special user nobody and everybody can be used.
- **EXECUTE.** Permission to execute a device service, or create a tunnel to a running one.

Permissions in our system are managed through Access Control Lists (ACL) located either on a device hub or directly on devices with hub capabilities. The blockchain records permission transactions rather than the ACL itself. Execution of a permission request by the device or hub generates a token for the user, which is then authenticated and ratified by validators before being logged on the blockchain. These tokens can be configured for single use, have an expiration time, or be set as permanent such as for device owners, streamlining access for recurrent visits. Concurrently, a session key, paired with the token, is dispatched to the device providing the requested service, which then grants access upon matching the session key and token.

Drawing inspiration from Kerberos [15], our model leverages blockchain for token distribution, effectively addressing the single-point-of-failure issue inherent in Kerberos’s ticket-granting service.

Storing the ACL on hub or device is practical, since offline devices negate the need for access. Yet, in an enterprise context, this centralization could introduce a single point of failure. To mitigate this, ACLs can be replicated across multiple hubs within the same enterprise domain and synchronized with the blockchain, enhancing reliability. The replication and load-balancing policy for ACL is beyond scope of this paper.

The table outlines the types of transactions recorded on the blockchain for basic Discretionary Access Control (DAC), forming a comprehensive transaction log:

Each record is signed by issuer’s private key with timestamp and checksum, therefore cannot be tampered.

For simplicity, the pseudo code given below for ACL reconstruction assumes that the blockchain records are consistent and omits detailed validation steps like issuer fingerprint verification, record uniqueness checks, and permission conflict resolution, etc. Also, to generalize, the code below considers a device tree instead of a single device. Specifically, function *BuildDeviceTree* reconstructs the local device tree, providing a consistent basis for all subsequent device management operations within the network.

TABLE I  
DAC TRANSACTIONS

Domain Registration			
issuer	domain	owner	access control contract
Device Registration			
issuer	device	owner	services
Device Revocation			
issuer	device		
Permission Granted			
issuer	user	device/service	permission type
Permission Revoked			
issuer	user	device/service	permission type

```

1: Initial State:
   device_tree := ∅
   known_id_map := {} ▷ id to device tree node mapping
   activation_user ▷ Require hub owner to bootstrap

2: function BUILDDEVICETREE(record)
3:   genesis_found := false ▷ There is only one
   genesis record for consistent records
4:   repeat
5:     if record is DomainRegistration then
6:       genesis_found
   = BootstrapDomain(record)
7:     end if
8:     record = record.next
9:   until genesis_found == true
10:  loop
11:    if record is DeviceRegistration then
12:      HandleDeviceAdd(record)
13:    else if record is DeviceRevocation then
14:      HandleDeviceDel(record)
15:    else if record is PermissionGranted then
16:      HandlePermAdd(record)
17:    else if record is PermissionRevoked then
18:      HandlePermDel(record)
19:    end if
20:    record = record.next
21:  end loop
22: end function

23: procedure BOOTSTRAPDOMAIN(record)
24:   if record.owner == activation_user then
25:     device_tree.root = record.domain
26:     return true
27:   end if
28:   return false
29: end procedure

30: procedure HANDLEDEVICEADD(record)
31:   if record.owner ∈ known_id_map then
32:     parent := known_id_map[record.owner]
33:     insert record.device under parent

```

```

▷ Device is always inserted as leaf for consistent records
34:   end if
35: end procedure

36: procedure HANDLEDEVIDEDEL(record)
37:   if record.device ∈ known_id_map then
38:     parent := known_id_map[record.device.owner]
39:     delete record.device from parent
   ▷ Device is always deleted from leaf for consistent
   records
40:   end if
41: end procedure

42: procedure HANDLEPERMADD(record)
43:   if record.device ∈ known_id_map then
44:     node := known_id_map[record.device]
45:     if record.service then ▷ Permission is service
   level
46:       add (record.user, record.type)
   to node.services[record.service].acl
47:     else ▷ Permission is device level
48:       add (record.user, record.type) to node.acl
49:     end if
50:   end if
51: end procedure

52: procedure HANDLEPERMDEL(record)
53:   if record.device ∈ known_id_map then
54:     node := known_id_map[record.device]
55:     if record.service then ▷ Permission is service
   level
56:       remove (record.user, record.type)
   from node.services[record.service].acl
57:     else ▷ Permission is device level
58:       remove (record.user, record.type)
   from node.acl
59:     end if
60:   end if
61: end procedure

```

### C. Attribute-Based Access Control (ABAC)

ABAC enhances basic DAC by adding a flexible attribute list and context-based access policies. Unlike ACL entries, attributes do not have direct P2P network addresses, necessitating a meta list stored on the IoT hub. This list catalogs all domain-specific attributes and their associations with users. In addition to ACL, static ABAC policies are formulated as tuples of user attribute, device attribute and permission type.

Attributes carry unique IDs for immutability. Removal of an attribute nullifies its ID, ensuring it cannot be reused. New attributes with the same name receive new IDs, maintaining attribute integrity.

When ABAC is used alongside DAC, denials based on attribute lists take precedence over ACL permissions, except in cases involving the device owner.

For an ABAC domain, the transaction records are extended by the following entries:

TABLE II  
ABAC TRANSACTIONS

New Attribute			
issuer	domain	attribute	UID
Delete Attribute			
issuer	domain/UID		
Assign Attribute Device			
issuer	domain/UID	device/service	
Remove Attribute Device			
issuer	domain/UID	device/service	
Assign Attribute User			
issuer	domain/UID	user	
Remove Attribute User			
issuer	domain/UID	user	
Assign Attribute Permission			
issuer	domain/UID(user)	domain/UID(device)	permission type
Revoke Attribute Permission			
issuer	domain/UID(user)	domain/UID(device)	permission type

In addition to DAC domains' device tree, ABAC domains maintain an attribute permission list and user-device attribute relations, allowing for attribute-based access control. Similar to DAC, ABAC domains reconstruct from blockchain records, using a straightforward process.

The attribute name is designed for user convenience and does not impact core operations, which rely solely on UID. Validators verify integrity without needing to know the attribute name, allowing for optional encryption of attribute names by the owner for additional privacy. The encryption method is left to the user's discretion.

While this paper focuses on static ABAC policies, more dynamic policies via domain-level smart contracts are possible but not covered here.

#### D. Role-Based Access Control (RBAC)

RBAC, similar to ABAC, utilizes a meta list maintained on the IoT hub for organizing user roles within a domain, each identified by a unique role ID and mapped to specific users. In environments where RBAC and DAC coexist, denials based on the role permission list take priority over ACL permissions, with the exception being the device owner's access.

Here are transactions in addition to DAC:

Similar to ABAC and DAC, the algorithm is straightforward. A flat RBAC domain can be re-built from blockchain.

For lattice hierarchical role structures, the system uses transactions for role addition and removal. Adjusting a role hierarchy requires temporarily detaching it from base elements, making upward changes to the target role, then reattaching roles. Executed as a batch transaction, this method prevents UID changes during temporary detachments, preserving the role's integrity and allowing for dynamic modifications.

TABLE III  
RBAC TRANSACTIONS

New Role			
issuer	domain	role	UID
Delete Role			
issuer	domain/UID		
Assign Role User			
issuer	domain/UID	user	
Remove Role User			
issuer	domain/UID	user	
Assign Role Permission			
issuer	domain/UID	device/service	permission type
Revoke Role Permission			
issuer	domain/UID	device/service	permission type

TABLE IV  
HIERARCHICAL RBAC TRANSACTIONS

Add Role Hierarchy		
issuer	domain/UID (parent)	domain/UID (child)
Remove Role Hierarchy		
issuer	domain/UID (parent)	domain/UID (child)

#### E. Dynamic Access Control

One-time access tokens serve well for temporary access. They're useful when, for example, an owner wants to give a guest brief access to a device without adding them as a permanent user. Utilizing time-based one-time passwords (TOTP) [16], the device or its hub creates an encrypted token and returns a short-digit passphrase with the owner. The owner then relays this passphrase to the guest through an out-of-band method like an SMS message or verbally. The guest's client decrypts the token with the passphrase, gaining temporary device access.

TOTP's configurable settings enable customization of both the duration and the number of allowed visits.

#### V. Performance Optimization via Shortcut Access

For scenarios where access is predictably assured—such as for device owners or permanent users—the IoT hub can expedite this process. It issues the access token directly to the requester while simultaneously initiating background verification. Additionally, if the ACL-holding device is also the service provider, it can immediately facilitate service connection. This shortcut access saves round trip time over internet to validators and time for validators to vote and update blockchain.

The standard full path process for connecting to a device service involves several steps: locating the device's Access Control List (ACL) via the P2P network, requesting access from the ACL holder, verifying the request through the device's hub and validators. Upon successful validation, an

access token is issued. Once the token is recorded on the blockchain, it is used to access the desired service. The procedure for full path access are given as follows.

- 1) **Connection Initiation:** User's request publication to the target hub incurs a network time of  $T_{int}$ .
- 2) **Hub Verification:** Verification and token generation by the hub, followed by validator submission, require  $T_{int}$ .
- 3) **Validator Consensus:** Time for consensus can be optimal at  $5 \times T_{int}$  [11] or extend to  $E(R + 4) \times T_{int}$  in worst condition [17].
- 4) **Token Acquisition:** Retrieving the token from the blockchain takes  $T_{int}$ .
- 5) **Service Initiation:** The pairing session key is sent to device  $T_{loc}$ . User initiates direct p2p connection to device, starting the service protocol. This operation takes  $T_{p2p}$ .

### A. Shortcut

For scenarios where access is predictably assured—such as for device owners or permanent users—the IoT hub can expedite this process. It issues the access token directly to the requester while simultaneously initiating background verification. Additionally, if the ACL-holding device is also the service provider, it can immediately facilitate service connection. This shortcut access saves round trip time over internet to validators and time for validators to vote and update blockchain.

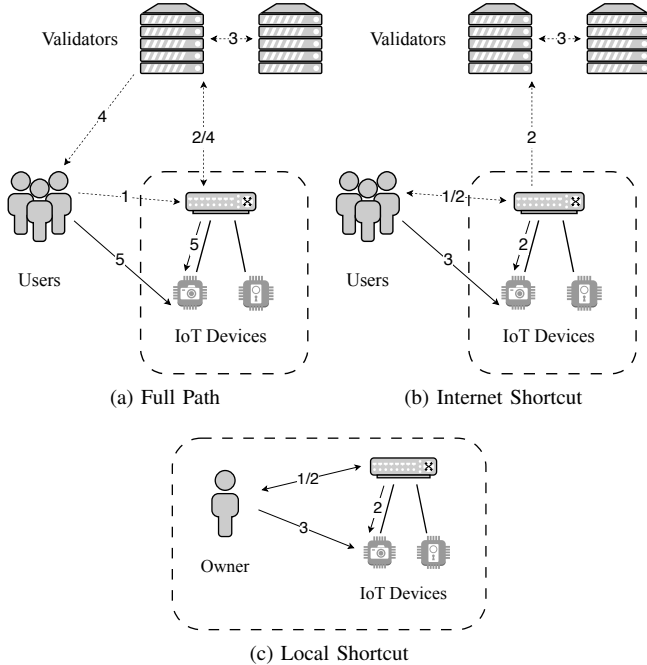


Fig. 4. Full Path and Shortcut Access

For shortcut access, we need to consider those that are in the local network and those through the Internet. The steps for Shortcut access via the Internet are enlisted below.

- 1) **Connection Initiation:** Parallel request publication and p2p connection initiation with the device, timed at  $T_{int}$ . Hole punching may takes longer than retrieving token.
- 2) **Hub Verification:** Immediate token creation and background validation submission by the hub, requiring  $T_{int}$ , with the session key sent taking  $T_{loc}$ .
- 3) **Service Initiation:** Service activation using the established p2p channel and the token is at  $\max(T_{p2p} - 2 \times T_{int}, 0)$ .

Below gives the procedure for shortcut access within the local network.

- 1) **Token Retrieval:** Direct connection to the hub for token request takes  $T_{loc}$ .
- 2) **Hub Verification:** Hub's request verification and token issuance parallel to sending the session key takes  $T_{loc}$ .
- 3) **Service Initiation:** Device service initiation with the token requires another  $T_{loc}$ .

To illustrate the full path and shortcut protocols, the above procedures are contrasted in Figure 4

While trivial for static DAC systems, implementing shortcut access in more complex access control models requires careful consideration to maintain system integrity and security.

### B. Performance Analysis

To quantify the time consumed during each operation in the full path access procedure, we consider the internet round trip time through pub-sub ( $T_{int}$ ) and the local network round trip time ( $T_{loc}$ ) through libp2p.

Testing conducted by libp2p developers indicates that pub-sub latency typically remains under 150ms, with the 99th percentile ( $P_{99}$ ) reaching up to 165ms across a network of 1000 nodes using gossipsub-v1.1 [18]. Local network round trip time usually falls below 1ms.

For initial network connection, bootstrapping is necessary, utilizing methods such as DHT, zeroconf, or a rendezvous point from either a static list or prior peerstore. While the time required for bootstrapping can vary significantly, this process occurs only once in the background and, as such, is not included in our time calculations.

To navigate firewalls for peer-to-peer (p2p) connections, techniques include manual or UPnP port forwarding, hole punching, or relying on a fallback if hole punching is unsuccessful. Port forwarding is immediate, but hole punching requires two communication stages post a temporary relayed connection [8]. Tested by libp2p developers, averages connection time is 0.89s ( $P_{50}$ ) and can take up to 7.78s ( $P_{99}$ ) for successful connection establishment ( $T_{p2p}$ ) [19].

To study the performance of our shortcut strategy, we contrast its performance against the full path approach. Figures 5, 6 and 7 represent the latency distributions of 500 times of access validations conducted via full path, shortcut from internet, and shortcut from intranet, respectively. Note that here we do not cold start hub and validators, only client process is restarted every time.



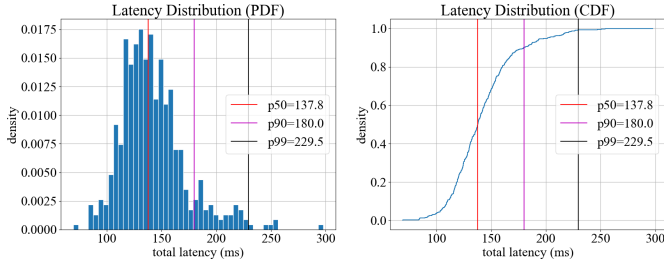


Fig. 5. Full Path Access Latency Distribution

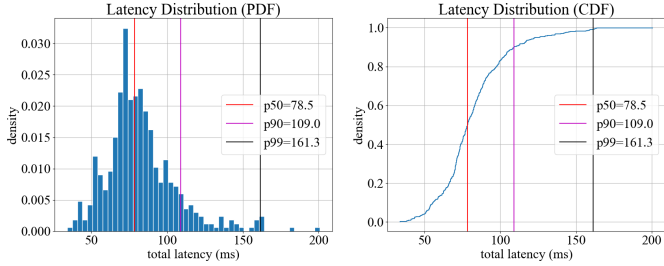


Fig. 6. Shortcut Access from Internet Latency Distribution

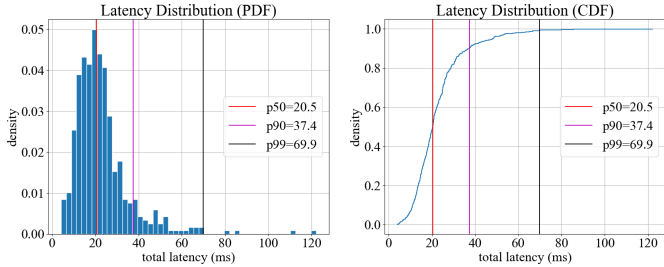


Fig. 7. Shortcut Access from Intranet Latency Distribution

The results from the figures show that in the median case ( $P_{50}$ ), utilizing shortcut access over the internet yields a 43% reduction in access time, while intranet shortcuts offer saving of approximately 73.9% compared to internet shortcuts. In the worst-case scenario ( $P_{99}$ ), internet shortcut access provides a savings of about 29.7%, and leveraging intranet shortcuts further saves approximately 56.7%.

## VI. Conclusion

In this paper, we introduce the design of our P2P-BEAC framework, a blockchain-based framework to support multiple access control models in IoT systems. We adapted and extended libp2p to meet the specific needs of NAT-isolated IoT environments and build a virtually universal domain that allows IoT services to be accessed seamlessly by any accessors in the domain. We then outline the blockchain embedded access control (BEAC) mechanisms in the framework.

Through the implementation of a bootstrapping process for domains and devices, BEAC ensures efficient recovery and re-synchronization of access control policies after any disruptions, enhancing the system's scalability and resilience. By

integrating BEAC with a range of access control models, our framework proves its flexibility in meeting various operational demands. Our shortcut mechanism incorporated in BEAC cleverly ensures critical user access remains uninterrupted during internet outages as well as greatly shortens the latency due to access validation.

A thorough performance study for our P2P-BEAC framework is conducted and results show that it achieves significant performance improvements compared to the traditional blockchain based access control schemes.

## References

- [1] D. Di Francesco Maesa, P. Mori, and L. Ricci, "Blockchain Based Access Control," in *Distributed Applications and Interoperable Systems*, L. Y. Chen and H. P. Reiser, Eds. Cham: Springer International Publishing, 2017, vol. 10320, pp. 206–220, series Title: Lecture Notes in Computer Science. [Online]. Available: [https://link.springer.com/10.1007/978-3-319-59665-5\\_15](https://link.springer.com/10.1007/978-3-319-59665-5_15)
- [2] O. Novo, "Blockchain Meets IoT: An Architecture for Scalable Access Management in IoT," *IEEE Internet of Things Journal*, vol. 5, no. 2, pp. 1184–1195, Apr. 2018. [Online]. Available: <https://ieeexplore.ieee.org/document/8306880/>
- [3] O. Alphand, M. Amoretti, T. Claeys, S. Dall'Asta, A. Duda, G. Ferrari, F. Rousseau, B. Tourancheau, L. Veltri, and F. Zanichelli, "IoTChain: A blockchain security architecture for the Internet of Things," in *2018 IEEE Wireless Communications and Networking Conference (WCNC)*. Barcelona: IEEE, Apr. 2018, pp. 1–6. [Online]. Available: <https://ieeexplore.ieee.org/document/8377385/>
- [4] Y. Zhang, S. Kasahara, Y. Shen, X. Jiang, and J. Wan, "Smart Contract-Based Access Control for the Internet of Things," *IEEE Internet of Things Journal*, vol. 6, no. 2, pp. 1594–1605, Apr. 2019. [Online]. Available: <https://ieeexplore.ieee.org/document/8386853/>
- [5] P. Maymounkov and D. Mazières, "Kademlia: A Peer-to-Peer Information System Based on the XOR Metric," in *Peer-to-Peer Systems*, G. Goos, J. Hartmanis, J. Van Leeuwen, P. Druschel, F. Kaashoek, and A. Rowstron, Eds. Berlin, Heidelberg: Springer Berlin Heidelberg, 2002, vol. 2429, pp. 53–65, series Title: Lecture Notes in Computer Science. [Online]. Available: [http://link.springer.com/10.1007/3-540-45748-8\\_5](http://link.springer.com/10.1007/3-540-45748-8_5)
- [6] F. R. Bordignon and G. H. Tolosa, "Gnutella: Distributed System for Information Storage and Searching Model Description," *J. Internet Technology*, vol. 2, no. 2, pp. 171–184, 2001, publisher: Citeseer. [Online]. Available: <https://citeseerx.ist.psu.edu/document?repid=rep1&type=pdf&doi=2abeb6a2530e8f0c49a30b6b1d823a64ae5c5fd9>
- [7] "libp2p/go-libp2p," Mar. 2024, original-date: 2015-09-30T23:24:32Z. [Online]. Available: <https://github.com/libp2p/go-libp2p>
- [8] M. Seemann, M. Inden, and D. Vyzovitis, "Decentralized Hole Punching," in *2022 IEEE 42nd International Conference on Distributed Computing Systems Workshops (ICDCSW)*. Bologna, Italy: IEEE, Jul. 2022, pp. 96–98. [Online]. Available: <https://ieeexplore.ieee.org/document/9951368/>
- [9] D. Vyzovitis, Y. Napora, D. McCormick, D. Dias, and Y. Psaras, "GossipSub: Attack-Resilient Message Propagation in the Filecoin and ETH2.0 Networks," Jul. 2020, arXiv:2007.02754 [cs]. [Online]. Available: <http://arxiv.org/abs/2007.02754>
- [10] M. Yin, D. Malkhi, M. K. Reiter, G. G. Gueta, and I. Abraham, "HotStuff: BFT Consensus with Linearity and Responsiveness," in *Proceedings of the 2019 ACM Symposium on Principles of Distributed Computing*. Toronto ON Canada: ACM, Jul. 2019, pp. 347–356. [Online]. Available: <https://dl.acm.org/doi/10.1145/3293611.3331591>
- [11] R. Gelashvili, L. Kokoris-Kogias, A. Sonnino, A. Spiegelman, and Z. Xiang, "Jolteon and Ditto: Network-Adaptive Efficient Consensus with Asynchronous Fallback," in *Financial Cryptography and Data Security*, I. Eyal and J. Garay, Eds. Cham: Springer International Publishing, 2022, pp. 296–315.
- [12] Z. Gao, Y. Hu, and Q. Wu, "Jellyfish Merkle Tree," Diem Association, Tech. Rep., Jan. 2021. [Online]. Available: <https://developers.diem.com/docs/technical-papers/jellyfish-merkle-tree-paper>



- [13] Z. Amsden, R. Arora, S. Bano, M. Baudet, S. Blackshear, A. Bothra, G. Cabrera, C. Catalini, K. Chalkias, E. Cheng, A. Ching, A. Chursin, G. Danezis, G. D. Giacomo, D. L. Dill, H. Ding, N. Doudchenko, V. Gao, Z. Gao, F. Garillot, M. Gorven, P. Hayes, J. M. Hou, Y. Hu, K. Hurley, K. Lewi, C. Li, Z. Li, D. Malkhi, S. Margulis, B. Maurer, P. Mohassel, L. de Naurois, V. Nikolaenko, T. Nowacki, O. Orlov, D. Perelman, A. Pott, B. Proctor, S. Qadeer, D. Russi, B. Schwab, S. Sezer, A. Sonnino, H. Venter, L. Wei, N. Wernerfelt, B. Williams, Q. Wu, X. Yan, T. Zakian, and R. Zhou, "The Libra Blockchain," Diem Association, Tech. Rep., May 2020. [Online]. Available: <https://developers.diem.com/docs/technical-papers/the-diem-blockchain-paper>
- [14] C. Wright, C. Cowan, J. Morris, S. Smalley, and G. Kroah-Hartman, "Linux security module framework," in *Ottawa Linux Symposium*, vol. 8032, 2002, pp. 6–16. [Online]. Available: <https://kernel.org/doc/mirror/ols2002.pdf#page=604>
- [15] B. C. Neuman and T. Ts'o, "Kerberos: An authentication service for computer networks," *IEEE Communications magazine*, vol. 32, no. 9, pp. 33–38, 1994, publisher: IEEE. [Online]. Available: <https://ieeexplore.ieee.org/abstract/document/312841/>
- [16] D. M'Raihi, J. Rydell, M. Pei, and S. Machani, "TOTP: Time-Based One-Time Password Algorithm," Internet Engineering Task Force, Request for Comments RFC 6238, May 2011, num Pages: 16. [Online]. Available: <https://datatracker.ietf.org/doc/rfc6238>
- [17] Y. Lu, Z. Lu, Q. Tang, and G. Wang, "Dumbo-MVBA: Optimal Multi-Valued Validated Asynchronous Byzantine Agreement, Revisited," in *Proceedings of the 39th Symposium on Principles of Distributed Computing*. Virtual Event Italy: ACM, Jul. 2020, pp. 129–138. [Online]. Available: <https://dl.acm.org/doi/10.1145/3382734.3405707>
- [18] D. Vyzovitis, Y. Nappor, D. McCormick, D. Dias, and Y. Psaras, "Gossipsub-v1.1 Evaluation Report," Protocol Labs, Tech. Rep., Apr. 2020. [Online]. Available: <https://research.protocol.ai/publications/gossipsub-v1.1-evaluation-report/>
- [19] IPFS, "libp2p NAT Hole Punching Success Rate - @dennistra - Measuring IPFS," Aug. 2022. [Online]. Available: <https://www.youtube.com/watch?v=fyhZWIDbcyM>