
TURNIP: A “Nondeterministic” GPU Runtime with CPU RAM Offload

Zhimin Ding
Rice University
zd21@rice.edu

Jiawen Yao
Rice University
jy75@rice.edu

Brianna Barrow
Rice University
bmb15@rice.edu

Tania Lorido Botran
Roblox
tbotran@roblox.com

Christopher Jermaine
Rice University
cmj4@rice.edu

Yuxin Tang
Rice University
yt33@rice.edu

Jiehui Li
Rice University
jl302@rice.edu

Xinyu Yao
Rice University
xy38@rice.edu

Sleem Mahmoud Abdelghafar
Rice University
msm15@rice.edu

Daniel Bourgeois
Rice University
dcb10@rice.edu

Abstract

An obvious way to alleviate memory difficulties in GPU-based AI computing is via *CPU offload*, where data are moved between GPU and CPU RAM. While CPU offload is useful, it can greatly slow down a computation due to the relatively transfer rate between CPU RAM and GPU RAM. To address this, overlapping memory transfer and compute is a necessity, but this asynchronicity introduces nondeterminacy, and hence it is impossible to know beforehand what is the best order of operations. We describe TURNIP, which is a system for running AI computations using CPU offload, designed to handle this nondeterminacy. The key innovation in TURNIP is the compilation of the AI computation into a dependency graph that gives the TURNIP runtime freedom to run operations such as GPU kernel calls in many different orders; at runtime, TURNIP chooses the best order on-the-fly, in response to real-time events. We find that TURNIP outperforms standard, PyTorch-based systems supporting constrained GPU RAM by a significant margin, and also avoids out-of-memory errors in a severely memory constrained environment.

1 Introduction

Memory management for modern AI computations is difficult. In the LLaMA large language model (Touvron et al., 2023), for example, the attention computation on a sequence of length n produces an intermediate result with $128 \times n^2$ floating point numbers. Thus, for a long input sequence of 100,000 tokens, the attention computation will result in 1.2 trillion numbers, which would require 2.4 terabytes to store at half-precision. It is for these reasons that out-of-memory errors plague AI programmers (FAQ).

CPU offload—where data are moved to CPU RAM for storage—can help. As CPU RAM is much more inexpensive than GPU RAM and it is possible to install many terabytes of CPU RAM in a GPU server essentially “for free”,¹ it makes sense to leverage CPU RAM to temporarily store data. This idea has been explored in several systems such as pofa (Beaumont et al., 2021), AutoTM (Hildebrand et al., 2020), SwapAdvisor (Huang et al., 2020), Capuchin (Peng et al., 2020), and POET

¹At current prices, a single state-of-the-art H100 GPU costs the same as approximately 10TB of CPU RAM—more than $100\times$ the RAM available on a H100 GPU

(Patil et al., 2022). These systems view a GPU computation as a dataflow graph, and plan how to fit the computation into GPU RAM by making use of CPU RAM offload.

While CPU offload is an obvious idea, it can greatly slow down a computation, due to the relatively slow transfer rate between CPU RAM and GPU RAM. Thus, any system for CPU offload must ensure that when such a transfer happens, no computation is blocked waiting for the transfer to finish.

In this paper, we propose TURNIP (short for “nondeTerministic gpU RuNtime wIth cPu offload”) which is a runtime for multi-GPU servers, designed to systematically support CPU RAM offload. The key innovation of TURNIP is its combination of a pre-computed memory access plan called a MEMGRAPH with a “nondeterministic,” event-driven system runtime. A MEMGRAPH is a dependency graph where vertices represent tasks (such as the execution of a GPU kernel to perform a small part of of attention computation in a layer of a large language model) and edges represent data or memory dependencies. Any execution order that respects the dependencies in the MEMGRAPH is valid, and tasks are dispatched at any time that their dependencies have been met and the appropriate resources are free. Thus, two executions of the same MEMGRAPH may lead to different sequences of operations being executed on a GPU, or different sequences of tensors being paged to CPU RAM—hence the non-determinacy. However, the dependencies in the MEMGRAPH are such that the final output is always *correct*, no matter the execution order. TURNIP’s event-driven, fully asynchronous runtime is unique. Because operations can be dispatched whenever the dependencies are fulfilled and are not constrained to any specific ordering, it lowers the chance that any GPU will be stalled waiting for a memory transfer to complete. If one task cannot run due to an un-met dependency in the MEMGRAPH, it is possible that there is another task that *can* run.

The key technical challenge is how to effectively build a MEMGRAPH with as few dependencies as possible, to allow the runtime as much freedom as possible to dispatch operations so that it is never blocked, waiting for a memory transfer to complete. TURNIP builds a MEMGRAPH by simulating an execution of the computation, mapping tensors to GPU memory locations and, when necessary adding edges that represent memory dependencies, as well as offload and reload operations.

2 Why Is Non-Determinacy of Execution Order Crucial?

The design of TURNIP is based on a simple hypothesis: When running a GPU-based computation that utilizes CPU RAM, asynchronous operations such as `offload` and `reload` will have a seemingly nondeterministic running time that is difficult to pre-plan for. The system runtime must accommodate the resulting non-determinacy, or else performance can suffer.

Consider Figure 1, which depicts a MEMGRAPH for a single GPU system with an `offload` (data movement from GPU RAM to CPU RAM) and a `reload` (from CPU RAM to GPU RAM). Vertices are operations (for example, GPU kernel calls) that produce data. Black edges indicate data or consumption dependencies; red edges indicate memory dependencies (MEMGRAPHS will be described in detail in Section 4). Note the memory dependency from `offload1` to 4. This exists because the output of 4 will be written to the location of the output of 1, and so 4 cannot execute until the `offload1` completes. The data dependency from `reload3` to 5 exists because the kernel associated with vertex 5 will consume the `reloaded` tensor.

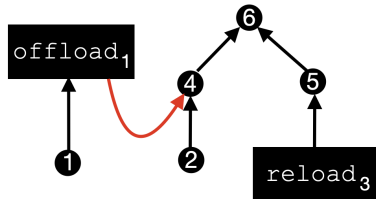


Figure 1: A simple MEMGRAPH.

Imagine that a system has executed GPU kernels associated with vertices 1 and 2. It is currently executing the `offload1` and the `reload3`. At this point, *it is impossible to know which kernel should run next* (4 or 5) as this depends on which memory transfer finishes first. Ideally, *this decision will be made at runtime*. If the system deterministically decides to run 4 before 5 at compile time, and the `reload3` finishes first, the GPU will sit, idle, waiting for the `offload1` to complete. This is why a special-purpose, “nondeterministic” runtime is needed: to properly handle the non-determinacy induced via the addition of memory operations.

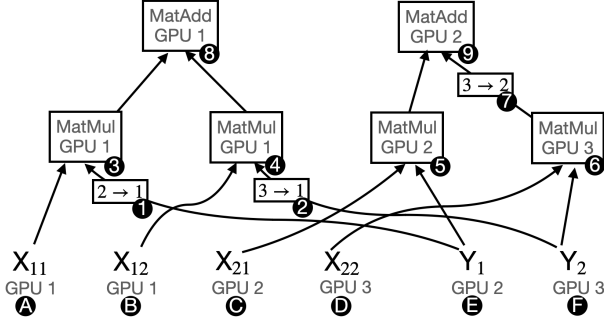


Figure 3: Example TASKGRAPH consisting of six GPU kernel calls and three GPU-to-GPU transfers.

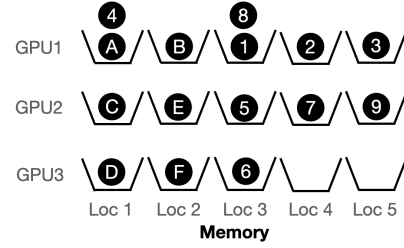


Figure 4: Possible mapping of the output of all of the operations in Figure 3 to memory locations.

3 Related Work

There are two approaches taken by systems dealing with limited GPU memory. Some, like TURNIP, accept an abstracted version of a generic GPU computation. Other systems are more specifically targeted to certain categories of models, optimization algorithms, or to specific tasks such as training or inference. Unlike TURNIP, none of these existing systems consider the effect of the nondeterminism of offload and reload operations on system performance, nor do any focus on the system runtime.

Using the first, more general approach, are systems that accept a generic dataflow graph and, like TURNIP, plan for execution in limited memory: *pofo* (Beaumont et al., 2021), *AutoTM* (Hildebrand et al., 2020), *SwapAdvisor* (Huang et al., 2020), *Checkmate* (Jain et al., 2020), *Capuchin* (Peng et al., 2020), and *POET* (Patil et al., 2022) all assume an input dataflow graph for a machine learning computation, and then plan for execution in limited memory. *Checkmate* considers only tensor re-materialization, whereas *POET*, *pofo*, and *Capuchin* consider re-materialization and offload; *AutoTM* and *SwapAdvisor* consider only offload.

The more targeted approach is taken by the *DeepSpeed* project (Deepspeed) and the various *ZeRO* optimizations. For transformers and other, similar models, *DeepSpeed* inference (which includes *ZeRO-Inference*) (Aminabadi et al., 2022) has two key ideas. First, *DeepSpeed* inference “offload[s] some activation from GPU to CPU memory while not in use.” Second, *DeepSpeed* inference “pins the model weights either in DRAM (if large enough) or NVMe, and streams each layer into GPU memory for computation when needed.” *FlexGen* (Sheng et al., 2023) seeks to use a variety of methods to speed transformer inference given limited hardware, including model weight offload to CPU, quantization (Yao et al., 2022; Frantar et al., 2022), and sparse attention (Child et al., 2019). The latter two ideas are orthogonal to the ideas in this paper. For CPU offload, *FlexGen* optimizes a “zig-zag” block scheduling that works through a transformer layers and sequences in the batch, offloading and reloading the KV-cache (Pope et al., 2023) and model weights. *PagedAttention* (Kwon et al., 2023) deals with low memory utilization in transformers, developing a paging system for the KV-cache.

ZeRO-Offload (Ren et al., 2021) is a comprehensive solution for limited-memory training that can be seen as primarily using CPU RAM for running the ADAM optimizer, moving weights to GPU RAM on a carefully-controlled schedule. *ZeRO-Offload* is an enhancement on *ZeRO* (Rajbhandari et al., 2020), which is designed to be memory-efficient, partitioning both the optimizer and the data across multiple GPUs. *ZeRO-Infinity* (Rajbhandari et al., 2021) is similar, and includes a CPU offload engine, as well as tiling of operators to utilize the RAM of multiple GPUs.

$$\begin{array}{|c|c|} \hline X_{11} & X_{12} \\ \hline X_{21} & X_{22} \\ \hline \end{array} \times \begin{array}{|c|} \hline Y_1 \\ \hline Y_2 \\ \hline \end{array}$$

Figure 2: A decomposition of matrix multiplication.

4 TASKGRAPHS and MEMGRAPHS in TURNIP

TURNIP takes as input a TASKGRAPH. A TASKGRAPH is a dataflow graph (a directed, acyclic graph) that describes how to perform multi-GPU computations. In a TASKGRAPH, edges represent data flow,

and vertices represent operations over tensors. A vertex without any inputs (called an *input vertex*) is associated with an input tensor. An operation associated with a non-input vertex may be either a kernel call that is to be executed on a specific GPU, or a GPU-to-GPU data transfer.

TURNIP is agnostic as to how the TASKGRAPH is created; it could, for example be created using a framework such as FlexFlow (Jia et al., 2019) or Alpa (Zheng et al., 2022). Consider a matrix multiplication $\mathbf{X} \times \mathbf{Y}$, and assume we wish to execute this matrix multiplication on three GPUs. To produce a TASKGRAPH, a framework such as FlexFlow may choose to decompose this matrix multiplication as depicted in Figure 2, perhaps corresponding to the TASKGRAPH of Figure 3.

Given such a TASKGRAPH, TURNIP first compiles the TASKGRAPH into a MEMGRAPH, which it will eventually execute. Like a TASKGRAPH, a MEMGRAPH is also a directed acyclic graph. Every vertex in the original TASKGRAPH will be present in a corresponding MEMGRAPH. Further, the compilation process may add additional `offload` and `reload` operations that move memory from GPU RAM to CPU RAM, and vice versa. During the compilation process, the output associated with every vertex in the MEMGRAPH is mapped to a memory location. Unlike the input TASKGRAPH, the MEMGRAPH is not a dataflow graph; it is a dependency graph. If there is an edge from v_1 to v_2 , it means that v_2 depends on v_1 and v_2 may not execute until after v_1 has executed. In a MEMGRAPH, there are two types of dependencies. One is a data dependency, which is inherited from the TASKGRAPH (or is created via the addition of an `offload` or `reload`; see below). The second is a memory dependency, which is added to ensure that there are no race conditions in the graph. A *race condition* occurs when there is some vertex for which two valid executions of the graph may produce a different output. This can happen when two vertices write to the same memory location, and it is possible for a third vertex to read either output, depending upon the execution order.

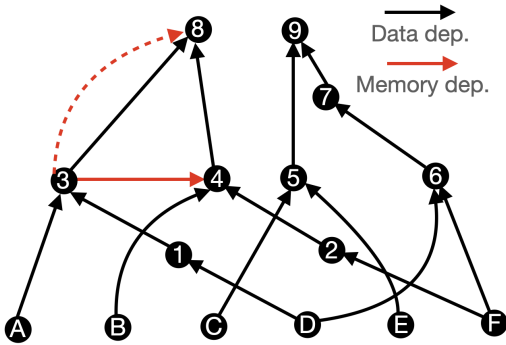


Figure 5: MEMGRAPH corresponding to Figure 3.

Let us illustrate a possible compilation of the TASKGRAPH of Figure 3 to a MEMGRAPH. Imagine that our three GPUs each have five memory locations, and for simplicity, each tensor is the same size and occupies exactly one memory location. During compilation, the tensor associated with the output of each operation in the TASKGRAPH is assigned to a memory location, as depicted in Figure 4. GPU 1 must deal with seven tensors total (two input tensors and five additional tensors that are created via the execution of some operation), and we cannot fit all seven of those tensors in memory, given our five locations. Thus, the tensors output by operations A and 4 are both mapped to GPU1-Loc1, and the tensors output by operations 1 and 8 are both mapped to GPU1-Loc3.

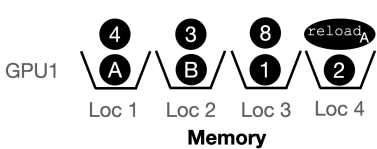


Figure 6: Possible mapping of tensors to GPU RAM.

A corresponding MEMGRAPH is shown in Figure 5. Note that two new edges representing memory dependencies have been added. These edges guarantee that the graph is free of race conditions. Specifically, a graph will be free of race conditions, if, whenever the outputs of vertices v_1 and v_2 have both been mapped to the same memory location, either v_1 safely overwrites the result of v_2 , or v_2 safely overwrites the result of v_1 . We say that “ v_1 safely over-writes the result of v_2 ” if and only if, for every v_3 that consumes the output of v_2 , there is a memory dependency from v_3 (or some descendent of v_3) to v_1 (or to some ancestor of v_1). Why? If v_1 is to safely over-write the result of v_2 , we need to ensure that v_1 cannot execute until all of the consumers of v_2 have finished execution—such memory dependencies ensure this.

For example, from Figure 4 we see that the output of vertex 4 is mapped to the same location as the output of vertex A. In the associated MEMGRAPH of Figure 3, to ensure that 4 safely over-writes the result of A, we add a memory dependency from 3 (the only consumer of A) to 4. From Figure 4 we also see that the results of 1 and 8 are mapped to the same location. To ensure that 8 safely over-writes the result of 1, we add a memory dependency from 3 (the only consumer of 1) to 8. Note

that this memory dependency is shown as a dashed line; this indicates that it is *superfluous*, as there is already a data dependency from 3 to 8, so this memory dependency is not needed for correctness.

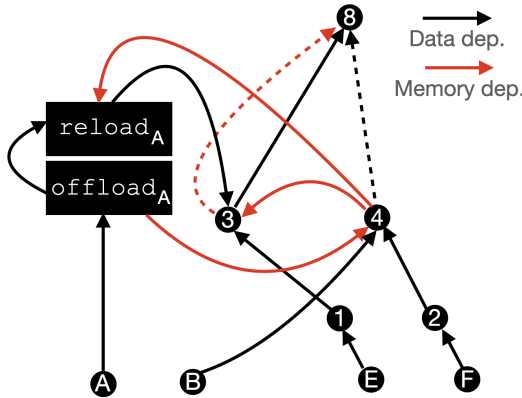


Figure 7: MEMGRAPH with less GPU RAM.

used until the reload_{v_1} , where it is again mapped to a GPU memory location. The reason for the inclusion of the offload-reload pair in this case is that it allows the result of A to be removed from GPU RAM for a time. Thus, vertex 4 can execute and write its result on top of the result of A, which is subsequently reloaded so that vertex 3 can be executed.

In Figure 6 we see that there are four pairs of vertices whose results are mapped to the same GPU memory locations, and so memory dependencies must be added to the MEMGRAPH to ensure that there are no race conditions. Consider A and 4, which are both mapped to GPU1-Loc1. To ensure that 4 safely over-writes the result of A, we have a memory dependency from the offload_{v_1} (the only consumer of A) to 4. Or, consider reload_{v_1} and 2, which are both mapped to GPU1-Loc4. To ensure that the reload_{v_1} safely over-writes the result of 2, there is a memory dependency from the only consumer of 2 (vertex 4) to the reload_{v_1} .

5 The TURNIP Execution Engine

Once a MEMGRAPH has been produced, it is executed by the TURNIP engine using a nondeterministic, event-based framework. As soon as a GPU is unused or a tensor is ready to be offloaded to RAM, the TURNIP runtime can immediately assign any available work to the GPU or begin the transfer, without regard to the overall state of the computation. Also note that there are no calls to memory-management routines such as `cudaMalloc` or `cudaFree` during MEMGRAPH execution, as memory management is no longer dynamic. Tensor placement is pre-determined before execution, and if dependencies are respected, there can be no memory corruption due to race conditions.

To execute the MEMGRAPH, TURNIP runs a central event processing loop, that repeatedly processes callback functions that are called in response to completion of the work associated with a MEMGRAPH vertex (completion of a GPU-to-GPU transfer, completion of the GPU kernel, or completion of an offload or reload). When a vertex completes and a callback is invoked, the event loop checks to see if any other vertex can be executed. That is, it searches for a vertex v_1 where (a) all vertices v_2 with an edge $v_2 \rightarrow v_1$ in the MEMGRAPH have also completed; (b) if v_1 is a kernel call, then the GPU v_1 is assigned is currently free. When the event loop finds such a vertex, it launches it, and searches for another such vertex. When it can find no such executable vertex, it goes to sleep until woken by another callback.

6 Building a MEMGRAPH

The key technical question we address in this paper is: How to construct a MEMGRAPH from a TASKGRAPH? The primary requirement for the compilation process is *correctness*. Correctness requires that (a) every data dependency present in the TASKGRAPH is also present in the MEMGRAPH,

Things can become more intricate if the memory is more constrained. Consider the case where we have only four memory locations on each GPU, and we wish to compile the same TASKGRAPH of Figure 3 to memory locations for GPU 1 is shown in Figure 6; the associated TASKGRAPH is shown in Figure 7. Note in particular the addition of an offload-reload pair. Both the offload and the reload are new operations that are added to the MEMGRAPH during compilation, to facilitate execution in memory-constrained scenarios. We can always compile $v_1 \rightarrow v_2$ in a TASKGRAPH to $v_1 \rightarrow \text{offload}_{v_1} \rightarrow \text{reload}_{v_1} \rightarrow v_2$ in a MEMGRAPH. After the offload_{v_1} , the result of v_1 takes up no GPU memory, but it cannot be

or is replaced with a sequence of offload-reload operations;² (b) there are no race conditions in the MEMGRAPH; (c) the MEMGRAPH has no cycles. In addition, it is desirable for the MEMGRAPH to be performant. A MEMGRAPH will not be performant if memory dependencies severely constrain the execution order of vertices. Such constraints may reduce parallelism and GPU utilization.

Our basic tactic during compilation is to rely on a simulated execution of the TASKGRAPH to generate the MEMGRAPH. Given a serial ordering of the vertices in the TASKGRAPH that respects all dependencies (so that if $v_1 \rightarrow v_2$ is in the TASKGRAPH, v_1 is before v_2 in the ordering) we simulate its execution, making calls to special variants of malloc and free that do not actually allocate GPU RAM, but instead maintain a map of used and free RAM slots on the GPU that is the target of the compilation. These implementations also maintain a history of which tensors occupied which positions in simulated GPU RAM, to correctly generate memory dependencies. As the simulation runs, the MEMGRAPH is constructed. Calls to the special malloc implementations associate MEMGRAPH vertex outputs to GPU memory locations (effectively producing the mappings depicted in Figure 4 and Figure 6). Whenever a call to the malloc variant fails because there is not enough GPU RAM, an offload vertex must be added to the MEMGRAPH. Whenever it is time to simulate execution of a TASKGRAPH vertex but one of the inputs is not in the simulated GPU RAM, then a memory location for the corresponding reload vertex is allocated, and a data dependency on that reload is added to the MEMGRAPH.

As the simulation runs, there are two *horizons*, or counters that mark progress through the serialized TASKGRAPH. The first is the allocHzn. Every vertex in the TASKGRAPH that is older than the allocHzn has had a space allocated for it. The second is the execHzn. Every vertex in the TASKGRAPH that is older than the execHzn has been “run” according to the simulation. To ensure a high-quality MEMGRAPH, our compilation algorithm greedily tries to push the allocHzn as far as possible past the execHzn. Intuitively, this will produce fewer constraints in the resulting MEMGRAPH. A kernel associated with a vertex cannot run until it has GPU RAM to write its output. If this GPU RAM is available very early in the simulation, then it gives the TURNIP event processing loop more freedom to choose a vertex execution order that does not exactly match the simulated ordering, generating more opportunities to run available kernels while waiting for memory transfers.

The overall algorithm, BUILDMEMGRAPH, is given above in Figure 8. Note that this variant of the algorithm assumes each tensor takes up exactly one slot in GPU RAM. In the “real life” case where tensors are variably-sized, the algorithm does not change appreciably—specifically, in the variably-

BUILDMEMGRAPH: **Inputs:** TASKGRAPH, sorted list of TASKGRAPH vertices $V = \langle v_1, v_2, \dots, v_n \rangle$; **Outputs:** MEMGRAPH, GPU memory location $v_i.\text{loc}$ for $i \in \{1..n\}$

```

Evicted  $\leftarrow \{\}$ ; execHzn  $\leftarrow 1$ ; allocHzn  $\leftarrow 1$ ;
while execHzn  $\leq n$  do
  if allocHzn  $\leq n$  and  $(v_{\text{allocHzn}}.\text{loc} \leftarrow \text{simMalloc}(v_{\text{allocHzn}})) \neq -1$  then
    /*successfully allocated space for future result*/
    allocHzn += 1
  else if allocHzn = execHzn then
    /* unable to allocate for next execution w/o evict*/
     $v_{\text{allocHzn}}.\text{loc} \leftarrow \text{simMallocOffld}(v_{\text{allocHzn}})$ 
    allocHzn += 1
  else
    /* simulate execution of the next vertex */
    /* first, compute set of vertices exec depends on */
    Deps  $\leftarrow \{v \text{ s.t. } \text{edge } v \rightarrow v_{\text{execHzn}} \in \text{TASKGRAPH}\}$ 
    for  $v \in \text{Deps}$  do
      /* reload dependency if evicted */
      if  $v \in \text{Evicted}$  then
         $v.\text{loc} \leftarrow \text{simMallocForceReId}(v)$ 
      end if
      /* if dependency won't be used again, free it */
      if not  $\exists(\text{fut} > \text{execHzn} \text{ s.t. } \text{edge } v \rightarrow v_{\text{fut}} \in \text{TASKGRAPH})$  then
         $\text{simFree}(v)$ 
      end if
      add  $\text{edge } v \rightarrow v_{\text{execHzn}}$  to MEMGRAPH
    end for
    execHzn += 1
  end if
end while

```

Figure 8: Building a MEMGRAPH via execution simulation.

²So, for example, if $v_1 \rightarrow v_2$ is present in the TASKGRAPH, we may have $v_1 \rightarrow \text{offload}_{v_1} \rightarrow \text{reload}_{v_1} \rightarrow v_2$ in the MEMGRAPH

sized case, freeing space for a tensor can evict a variable number of tensors to CPU RAM—but assuming uniformly-sized tensors simplifies the presentation.

At the highest level, the algorithm operates by first checking to see if it can allocate space for the vertex at the current allocation horizon, v_{allocHzn} . If it cannot, the algorithm makes sure there is space available for the output of the next vertex to be executed (the only way there is not space is if $\text{allocHzn} = \text{execHzn}$ and the last allocation failed; this implies it is time to execute v_{execHzn} and we just failed to allocate space for it). If there is space, the simulation “executes” v_{execHzn} .

simMalloc: **Input:** vertex v ; **Output:** GPU memory slot for v

```

find open slot for  $v$ ; return -1 if none
return slot if no previous occupant
 $v' \leftarrow$  last owner of slot for  $v$ 
Deps  $\leftarrow$   $\{v'' \text{ s.t. edge } v' \rightarrow v'' \in$ 
TASKGRAPH $\}$ 
for  $v \in$  Deps do
  add edge  $v'' \rightarrow v$  to MEMGRAPH
end for
return slot

```

simMallocForceReload: **Input:** vertex v ; **Output:** GPU memory slot for v

```

remove  $v$  from Evicted
slot  $\leftarrow$  simMalloc( $v$ )
if slot  $\neq$  -1 then
  return slot
end if
return simMallocOffld( $v$ )

```

simMallocOffld: **Input:** vertex v ; **Output:** GPU memory slot for v

```

find GPU RAM slot for  $v$  and determine vic-
tim (current occupant of slot)  $v'$ 
add sequence  $v' \rightarrow \text{offload}_{v'} \rightarrow \text{reload}_{v'}$ 
to MEMGRAPH
add edge  $\text{offload}_{v'} \rightarrow v$  to MEMGRAPH
Deps  $\leftarrow$   $\{v'' \text{ s.t. edge } v' \rightarrow v'' \in$ 
TASKGRAPH and  $v''$  comes before  $v$  in  $V\}$ 
for  $v \in$  Deps do
  add edge  $v'' \rightarrow v$  to MEMGRAPH
end for
rename all instances of  $v'$  in TASKGRAPH to
 $\text{reload}_{v'}$ 
add  $\text{reload}_{v'}$  to Evicted
return slot

```

Figure 9: `simMalloc` variants used in MEMGRAPH construction.

placement in this ordering. Consider the case when `simMallocOffld` or `simMallocForceReload` are called to obtain data necessary to execute vertex v , and an offload or a reload is produced. All of those offloads and reloads take place just before v , with all of the offloads happening just before the reloads.

This ordering ensures that there can be no race conditions in the output MEMGRAPH: if the outputs of v_1 and v_2 are mapped to the same memory location and v_1 comes before v_2 in the ordering, then the BUILDMEMGRAPH algorithm ensures that v_2 safely overwrites the result of v_1 . Consider the implementation of `simMalloc`. Whenever a tensor produced by v is mapped to a memory slot

There are four memory management subroutines used by the algorithm: three variants on `malloc` (`simMalloc`, `simMallocForceReload`, and `simMallocOffld`) and one variant on `free` called `simFree`. Like a traditional `malloc`, `simMalloc` finds an open slot for the allocation, but it also adds the memory dependencies to the MEMGRAPH necessary to ensure that the vertex v that will occupy the slot will safely overwrite the previous occupant of the slot. `simMallocForceReload` is like `simMalloc`, but it is used in the case when a vertex must be reloaded because it is going to be used immediately, and hence the allocation cannot fail. `simMallocOffld` is a variant of `simMalloc` that cannot fail, as it finds a victim to offload to ensure the success of the allocation for vertex v , adding the offload-reload sequence to the MEMGRAPH. Crucially, it renames all instances of the victim v' in the TASKGRAPH to refer to `reloadv'`. In this way, all “future” accesses to v' will refer, in fact, to its reloaded version. The routine also adds a memory dependency from the `offloadv'` to v , as we cannot execute v until the `offloadv'` has taken place, and freeing GPU RAM for use.

7 Correctness of MEMGRAPH Construction

By construction, all edges present in the TASKGRAPH are present in the MEMGRAPH, as when a vertex is “executed” during the simulation, all of its incoming data dependencies are added to the MEMGRAPH.

To ensure correctness with respect to race conditions and the absence of cycles, the algorithm relies on the total ordering of vertices in V , the list input into BUILDMEMGRAPH. Further, all new offload and reload vertices produced by the compilation process also have a consistent

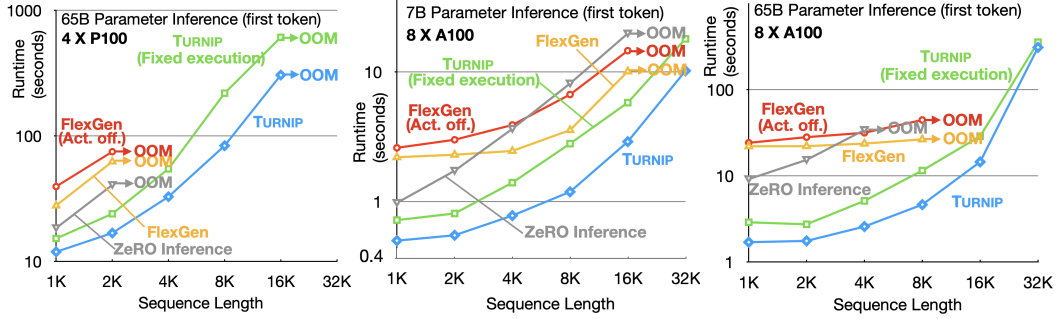


Figure 10: Time taken for LLaMA first-token (prefill) inference. “OOM” is out-of-memory.

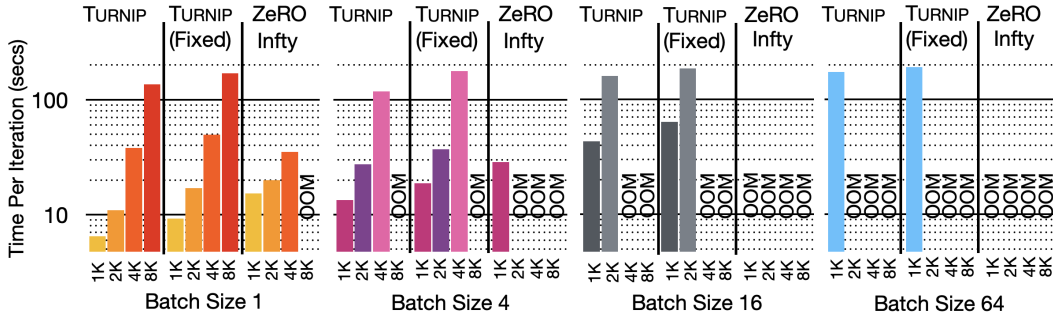


Figure 11: Training time per batch for LoRA training, 7B param model, 4×P100 GPU server.

previously occupied by the result of v' , we add edges to ensure that every consumer of v' executes before v . Also, consider `simMallocOffld`, where v' is offloaded to CPU RAM to accommodate v . Here, memory dependencies are added from the `offloadv'` to v and from all consumers of v' to v (when those consumers appeared before v in the list V). Note that the `TASKGRAPH` is modified so that all “future” consumers of v' will consume `reloadv'` rather than v' , so they cannot induce a race condition over v and v' .

Also, consider why there can be no cycles in the output `MEMGRAPH`: all edges added to the `MEMGRAPH` point forward in the total ordering. Consider the edges added by `simMalloc`. v can only be mapped to the location used by v' if v' has been previously `free`'ed. This implies that any vertices using the output of v' have already been “executed”, and so come before v in the total ordering. Thus, any edge from a consumer of v' to v must point forward in V . Also consider the edges added by `simMallocOffld`. A similar argument holds here, as we explicitly only add edges that point forward in V .

8 Experiments

Our experiments evaluate the ability of TURNIP to deal with Meta AI’s LLaMA large language model (LLM) (Touvron et al., 2023), with severely constrained memory. LLM training and inference are chosen as representative, challenging computational workloads encountered by modern ML systems, particularly difficult given the large memory footprint. We assessed TURNIP’s performance on 7 billion and 65 billion parameter models.

TURNIP is implemented in C++, with most GPU kernels generated using Nvidia cuTensor. Experiments were conducted on two machines: (i) an older 4 × P100 GPU server (16 GB RAM each) and 22, 64GB DDR4 2666MHz CPU RAM modules, for a total of 1.3TB of RAM, and (ii) an Amazon Web Services p4d.24xlarge instance, equipped with eight A100 GPUs (40 GB RAM each) and 1.15TB of RAM. We were particularly interested in seeing the ability of TURNIP to operate in a difficult environment with extremely limited GPU RAM, hence the P100 GPUs, with only 64 GB of GPU RAM total on the server. A key question is: can software help bridge the gap—particularly the lack of GPU RAM—between older and newer hardware? The tasks evaluated are:

(1) LLaMA first token inference. Our experiments target “first token” inference (also known as “prefill”): How long does it take to produce the first output token, given an input prompt? Prefill is exceedingly expensive in terms of the memory required, scaling quadratically with the size of the prompt. On both machines, we run TURNIP, ZeRO Inference (Aminabadi et al., 2022) (using weight partitioning and model weight offload), and FlexGen (Sheng et al., 2023). Note that these are PyTorch-based systems, whereas TURNIP is not. For FlexGen, we use two settings: both use 50/50 CPU/GPU RAM for the model weight cache; one uses full CPU offload for activations (“Act. off.”), and one does not. As an ablation, we also run TURNIP (“Fixed execution”), constrained so that it executes vertices in the order of the simulation used to build the MEMGRAPH (thus nondeterminacy is mostly removed from the runtime; see the discussion below). For each option, we test the following prefill input sequence lengths: 1K, 2K, 4K, 8K, 16K, and 32K tokens. All model weights and computations were performed at half precision (though FlexGen uses even lower precision for some computations). A subset of the results are given in Figure 10 (the rest are in the Appendix). For each experiment, we give the time required to produce the first token. “OOM” indicates running out-of-memory.

(2) LoRA training for LLaMA. We also experiment with LoRA training (Hu et al., 2021). We use a LoRA rank of 16, and train LoRA adaptors for the K , V , Q , and feedforward mapping matrices. Here we run TURNIP and ZeRO Infinity (Rajbhandari et al., 2021); ZeRO is executed using all three “stages” (gradient partitioning, model weight partitioning, optimizer state partitioning) as well as CPU offload. Both TURNIP and ZeRO use checkpointing during the forward pass to reduce the memory footprint. We again run the TURNIP ablation, where execution order is constrained. We measure the time it takes to run the forward and backward pass for one batch, with varying batch sizes (1, 4, 16, 64) and sequence lengths (1K, 2K, 4K, and 8K). All model weights are stored as single precision (32 bits). A subset of the results are given in Figure 11 (other results are in the appendix).

Discussion. TURNIP performs significantly better than ZeRO Inference, FlexGen, and ZeRO Infinity, both in terms of runtime, and the ability to handle the severely constrained GPU memory. Among different workloads, TURNIP is always the fastest, and avoids most OOM errors. In the most memory-constrained inference experiments (P100 GPUs, 65B parameter model) TURNIP was the only method able to go beyond a 2K sequence length without an OOM error. Further, TURNIP was able to train the 65B parameter model in many cases on the P100 server, with only 64GB of GPU RAM (see Figure 13 in the Appendix); ZeRO Infinity could handle only a single 1K sequence at a time. One key reason for the robustness is the way in which the sub-computations making up the same, larger operation are decoupled and executed in TURNIP. If multiple small matrix multiplies are used to implement a single large matrix multiply (as in Figure 3) they need not run together, en-masse. In a severely memory-constrained environment, TURNIP can force them to be run in sequence and offloaded, via the introduction of memory dependencies. The other systems do not do this, and perform layerwise execution of the transformer. This is why FlexGen with CPU offload does not help. As we are performing inference on a single sequence, offloading an activation is not useful (FlexGen’s offload targets CPU offload for the different sequences in a batch, and cannot partially offload the activations for a single sequence).

A secondary finding is that forcing a particular execution order in TURNIP (“Fixed execution”) resulted in up to a $3\times$ slowdown compared to the nondeterministic order. Note that even when nondeterministic execution is “turned off,” TURNIP is still much faster than the PyTorch-based systems, even with ample GPU RAM. One reason for this may be that due to the architecture of TURNIP, it is very difficult to completely “turn off” nondeterminism during aggregation—TURNIP does not use a synchronous all-reduce, for example, as the other systems do, and instead uses a series of asynchronous, partial summations. This remaining nondeterminism may help explain the still-significant performance advantage of the “Fixed execution” option. Additional experimental results and discussion are given in the Appendix.

9 Conclusions

We present TURNIP, a system and runtime for executing memory-intensive computations on GPU servers, supporting CPU offload. The key innovation of TURNIP is its reliance on a “nondeterministic” runtime where a dependency graph is used to guide execution of the computation; any order of operations is acceptable, if the dependencies are respected. We argue that this is necessary when CPU RAM offload is used, or else the system will often be stalled, waiting for CPU-to-GPU transfers.

Limitations. As currently implemented, the biggest limitation of TURNIP is that the input computation (in the form of a TASKGRAPH) must be static, and known completely beforehand, so that the MEMGRAPH can be constructed. This is not of consequence during model training, but can be an issue during any recursive, generative AI computation. This includes LLM inference, where the next token must repeatedly be generated and the *KV*-cache increases in size. There are some naive solutions to this (such as pre-compiling a MEMGRAPH for a specific number of token generations in the case of an LLM) but more work will be necessary to create a satisfactory solution to recursive computation.

Another limitation is that while our experiments did show that TURNIP has certain performance advantages, it is not possible to be absolutely sure where those advantages come from. Our ablation shows that a fixed execution order slows down TURNIP, suggesting that nondeterminism is important. But unlike ZeRO and FlexGen, TURNIP was implemented from the ground up and does not rely on Python or PyTorch—that fact alone could account for some of the performance differences.

Acknowledgments and Disclosure of Funding

This work was supported by an NIH CTSA award No. UL1TR003167, by the NSF under grant numbers 1918651, 2008240, 2131294, and 2212557, by the US DOT Tier-1 UTC CYBER-CARE grant #69A3552348332, and by a gift from the Roblox Corporation.

References

- Reza Yazdani Aminabadi, Samyam Rajbhandari, Ammar Ahmad Awan, Cheng Li, Du Li, Elton Zheng, Olatunji Ruwase, Shaden Smith, Minjia Zhang, Jeff Rasley, et al. Deepspeed-inference: enabling efficient inference of transformer models at unprecedented scale. In *SC22: International Conference for High Performance Computing, Networking, Storage and Analysis*, pp. 1–15. IEEE, 2022.
- Olivier Beaumont, Lionel Eyraud-Dubois, and Alena Shilova. Efficient combination of rematerialization and offloading for training dnns. *Advances in Neural Information Processing Systems*, 34:23844–23857, 2021.
- Rewon Child, Scott Gray, Alec Radford, and Ilya Sutskever. Generating long sequences with sparse transformers. *arXiv preprint arXiv:1904.10509*, 2019.
- Deepspeed. Deepspeed. <https://www.microsoft.com/en-us/research/project/deepspeed/>. Accessed: 2024-05-12.
- Pytorch FAQ. Pytorch frequently asked questions. <https://pytorch.org/docs/stable/notes/faq.html>. Accessed: 2024-05-12.
- Elias Frantar, Saleh Ashkboos, Torsten Hoefer, and Dan Alistarh. Gptq: Accurate post-training quantization for generative pre-trained transformers. *arXiv preprint arXiv:2210.17323*, 2022.
- Mark Hildebrand, Jawad Khan, Sanjeev Trika, Jason Lowe-Power, and Venkatesh Akella. Autotm: Automatic tensor movement in heterogeneous memory systems using integer linear programming. In *Proceedings of the Twenty-Fifth International Conference on Architectural Support for Programming Languages and Operating Systems*, pp. 875–890, 2020.
- J. Edward Hu, Yelong Shen, Phillip Wallis, Zeyuan Allen-Zhu, Yuanzhi Li, Shean Wang, and Weizhu Chen. Lora: Low-rank adaptation of large language models. *ArXiv*, abs/2106.09685, 2021. URL <https://api.semanticscholar.org/CorpusID:235458009>.
- Chien-Chin Huang, Gu Jin, and Jinyang Li. Swapadvisor: Pushing deep learning beyond the gpu memory limit via smart swapping. In *Proceedings of the Twenty-Fifth International Conference on Architectural Support for Programming Languages and Operating Systems*, pp. 1341–1355, 2020.
- Paras Jain, Ajay Jain, Aniruddha Nrusimha, Amir Gholami, Pieter Abbeel, Joseph Gonzalez, Kurt Keutzer, and Ion Stoica. Checkmate: Breaking the memory wall with optimal tensor rematerialization. *Proceedings of Machine Learning and Systems*, 2:497–511, 2020.
- Zhihao Jia, Matei Zaharia, and Alex Aiken. Beyond data and model parallelism for deep neural networks. *Proceedings of Machine Learning and Systems*, 1:1–13, 2019.
- Woosuk Kwon, Zhuohan Li, Siyuan Zhuang, Ying Sheng, Lianmin Zheng, Cody Hao Yu, Joseph Gonzalez, Hao Zhang, and Ion Stoica. Efficient memory management for large language model serving with pagedattention. In *Proceedings of the 29th Symposium on Operating Systems Principles*, pp. 611–626, 2023.

- Shishir G Patil, Paras Jain, Prabal Dutta, Ion Stoica, and Joseph Gonzalez. Poet: Training neural networks on tiny devices with integrated rematerialization and paging. In *International Conference on Machine Learning*, pp. 17573–17583. PMLR, 2022.
- Xuan Peng, Xuanhua Shi, Hulin Dai, Hai Jin, Weiliang Ma, Qian Xiong, Fan Yang, and Xuehai Qian. Capuchin: Tensor-based gpu memory management for deep learning. In *Proceedings of the Twenty-Fifth International Conference on Architectural Support for Programming Languages and Operating Systems*, pp. 891–905, 2020.
- Reiner Pope, Sholto Douglas, Aakanksha Chowdhery, Jacob Devlin, James Bradbury, Jonathan Heek, Kefan Xiao, Shivani Agrawal, and Jeff Dean. Efficiently scaling transformer inference. *Proceedings of Machine Learning and Systems*, 5, 2023.
- Samyam Rajbhandari, Jeff Rasley, Olatunji Ruwase, and Yuxiong He. Zero: Memory optimizations toward training trillion parameter models. In *SC20: International Conference for High Performance Computing, Networking, Storage and Analysis*, pp. 1–16. IEEE, 2020.
- Samyam Rajbhandari, Olatunji Ruwase, Jeff Rasley, Shaden Smith, and Yuxiong He. Zero-infinity: Breaking the gpu memory wall for extreme scale deep learning. In *Proceedings of the international conference for high performance computing, networking, storage and analysis*, pp. 1–14, 2021.
- Jie Ren, Samyam Rajbhandari, Reza Yazdani Aminabadi, Olatunji Ruwase, Shuangyan Yang, Minjia Zhang, Dong Li, and Yuxiong He. {Zero-offload}: Democratizing {billion-scale} model training. In *2021 USENIX Annual Technical Conference (USENIX ATC 21)*, pp. 551–564, 2021.
- Ying Sheng, Lianmin Zheng, Binhang Yuan, Zhuohan Li, Max Ryabinin, Beidi Chen, Percy Liang, Christopher Ré, Ion Stoica, and Ce Zhang. Flexgen: High-throughput generative inference of large language models with a single gpu. In *International Conference on Machine Learning*, pp. 31094–31116. PMLR, 2023.
- Hugo Touvron, Thibaut Lavril, Gautier Izacard, Xavier Martinet, Marie-Anne Lachaux, Timothée Lacroix, Baptiste Rozière, Naman Goyal, Eric Hambro, Faisal Azhar, et al. Llama: Open and efficient foundation language models. *arXiv preprint arXiv:2302.13971*, 2023.
- Zhewei Yao, Reza Yazdani Aminabadi, Minjia Zhang, Xiaoxia Wu, Conglong Li, and Yuxiong He. Zero-quant: Efficient and affordable post-training quantization for large-scale transformers. *Advances in Neural Information Processing Systems*, 35:27168–27183, 2022.
- Lianmin Zheng, Zhuohan Li, Hao Zhang, Yonghao Zhuang, Zhifeng Chen, Yanping Huang, Yida Wang, Yuanzhong Xu, Danyang Zhuo, Eric P Xing, et al. Alpa: Automating inter-and {Intra-Operator} parallelism for distributed deep learning. In *16th USENIX Symposium on Operating Systems Design and Implementation (OSDI 22)*, pp. 559–578, 2022.

A Additional Experimental Results and Discussion

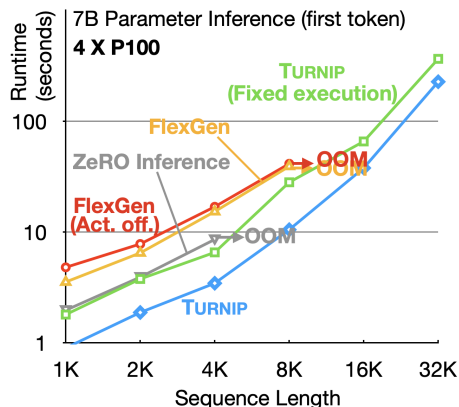


Figure 12: Time taken for LLaMA first-token (prefill) inference. 7B parameters, $4 \times P100$. “OOM” is out-of-memory.

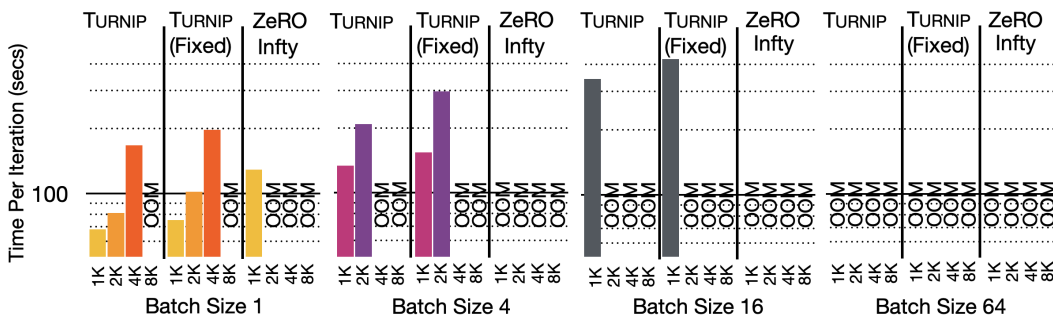


Figure 13: Training time per batch for LoRA training, 65B param model, $4 \times P100$ GPU server.

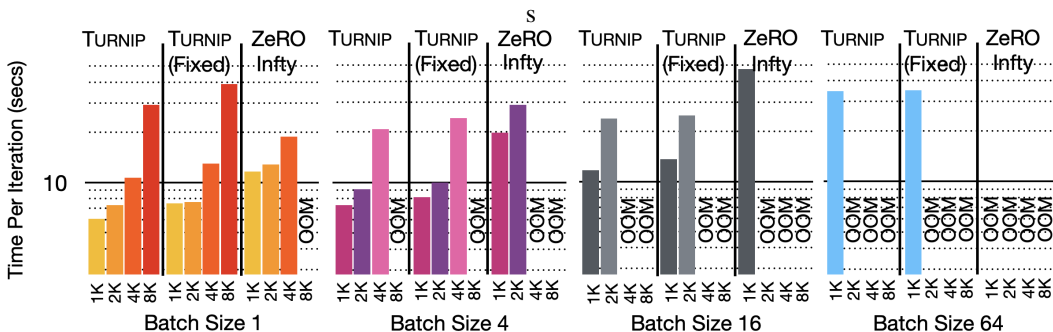


Figure 14: Training time per batch for LoRA training, 7B param model, $8 \times A100$ GPU server.

Here we give some additional experimental results not found in the main body of the paper, as well as some additional discussion. Figure 12 gives inference results for the P100 server (7B params). Figure 13 gives training results for the 65B parameter model, on the P100 server. Figure 14 gives results for training the 7B parameter model on the A100 server. Figure 15 gives results for training the 65B parameter model on the A100 server.

On training, we were initially surprised to find that there is a relatively small difference in performance between the $4 \times P100$ and the $8 \times A100$ servers. For example, for batch size 64, 1K sequence length, for 7B parameter model, the P100 server took 174 seconds per batch (for TURNIP) and 35 seconds per batch on the A100 server. That is, the P100 server is only around $5 \times$ slower, despite the fact that it

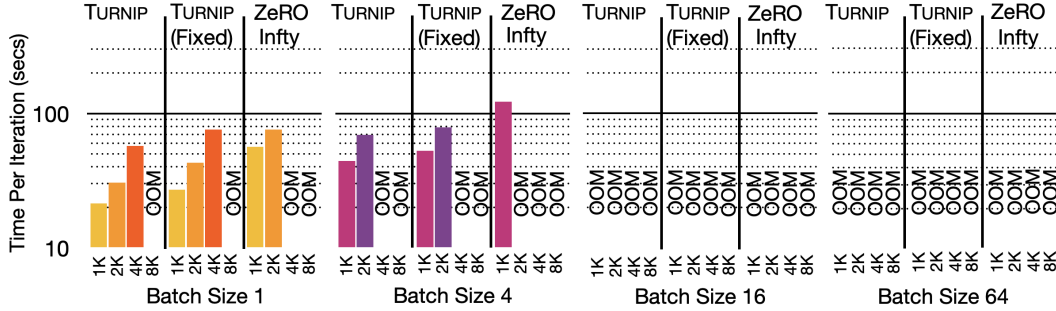


Figure 15: Training time per batch for LoRA training, 65B param model, $8 \times$ A100 GPU server.

has half the number of GPUs, and the GPUs are two generations older. However, upon reflection, this is not *that* surprising. Much of the increase in compute power in the newer GPUs is related to increased 16-bit performance, which is not particularly useful for training. One immediate effect of this is that it magnifies the importance of software, as the performance of the servers for training is not *that* different—the real problem is the lack of GPU RAM on the P100 server—and a software that can deal with this lack of GPU RAM and cut out as much inefficiency as possible can bridge the gap between the two hardwares. For example, note that TURNIP processes a batch of 16, 1K sequences on the P100 server (7B parameter model) in 43 seconds. ZeRO Infinity processes the same 16, 1K sequences on the A100 server in 48 seconds—ZeRO Infinity is actually five seconds slower per batch on the newer, A100 server, compared to TURNIP on the P100 server.

Note that on the inference experiments, FlexGen has a relatively flat curve as the sequence length increases. It starts out slower than ZeRO at small sequence lengths, but does not slow down as much at longer sequence lengths. One reason for this may be the various methods embedded in FlexGen (such as a faster attention computation) for speeding up the computation. At smaller sequence lengths, the overhead is high, but the overhead may become less of a factor at larger sequences. Still, TURNIP is always faster than both ZeRO and FlexGen—though to be fair, FlexGen specifically targets batch processing, and all of our experiments are single-sequence. Also note that for all experiments, TURNIP implements a “vanilla” computation—we use the LLaMA attention mechanism as implemented by LLaMA, and use 32-bit computation everywhere for training, and 16-bit computation everywhere for inference. No techniques such as quantization are used to save space and/or speed inference.

B TURNIP Engine Details

Our execution engine consists of a central event loop that “launches” each vertex in the MEMGRAPH. A vertex can be launched when (1) all dependencies have been completed and (2) the required resources are obtained. When a vertex is launched, the corresponding operation is executed and then a provided callback is called to notify the event loop that the vertex has completed. In turn, the event loop frees up the obtained resources and keeps track of when vertices complete execution so that subsequent vertices can be launched. In practice, when launched, a vertex will execute one or more asynchronous CUDA operations on CUDA stream and will then call `cudaStreamAddCallback`. As such, every vertex requires as a resource a stream, where a single stream can only be used by a single launched vertex at a time. We use 5 streams per GPU. `offload`, `Reload` and inter-GPU communication vertices will call `cudaMemcpyAsync`. For CPU storage, we allocate a single, large contiguous block of memory with `cudaHostAlloc` with flags `cudaHostAllocPortable` and `cudaHostAllocWriteCombined`. When executing `Offload` vertices, we allocate into the CPU storage memory using our custom allocator; when executing `Reload` vertices, we free from our custom allocator. All compute vertices are executed using either `cuTensor` functions or hand-written CUDA kernels. An example where a hand-written CUDA kernel is beneficial is for executing portions of softmax so that less workspace memory and fewer vertices would be required. Two additional resources may be required for computing vertices: workspace memory as required for executing multiple `cuTensor` functions and locks around write-protected memory. As an example, we would execute a summation of n tensors with n calls to tensor increment sum-into kernels. However, the output memory would be protected by a resource so that only one sum-into can happen at a time.

This implementation is designed to support non-determinism. We use CUDA version 11.8.0 and cuTensor version 2.0.1. All other code is C++.

C Ensuring the “Unobtrusiveness” of Dependencies

Even under nondeterministic execution, memory dependencies can cause periods of time where a GPU is not used, as the GPU is blocked on a memory transfer or on a dependency related to two tensors being mapped to the same location in GPU RAM. The likelihood that dependencies added to the MEMGRAPH will cause such stalls can be reduced by a careful implementation of the various `malloc` variants. For example, when `simMallocOffld` searches for a victim, we search for the victim whose next use is furthest in the future—that is, closest to the end of V (in the general case where tensors have different sizes and there may be more than one victim, we seek to maximize the minimum age of any evicted tensor). When `simMalloc` finds an open slot for a tensor, it should choose the available slot whose last use was furthest in the past (closest to the beginning of V).