

Large Language Models Enhanced Sequential Recommendation for Long-tail User and Item

Qidong Liu

Xi'an Jiaotong University
City University of Hong Kong
Xi'an, China
liuqidong@stu.xjtu.edu.cn

Xian Wu ✉

Jarvis Research Center
Tencent YouTu Lab
Shenzhen, China
kevinxwu@tencent.com

Xiangyu Zhao ✉

City University of Hong Kong
Hong Kong, China
xianzhao@cityu.edu.hk

Yejing Wang

City University of Hong Kong
Hong Kong, China
yejing.wang@my.cityu.edu.hk

Zijian Zhang

Jilin University
City University of Hong Kong
Changchun, China
zhangzj2114@mails.jlu.edu.cn

Feng Tian ✉

Xia'an Jiaotong University
Xi'an, China
fengtian@mail.xjtu.edu.cn

Yefeng Zheng

Jarvis Research Center
Tencent YouTu Lab
Shenzhen, China
yefengzheng@tencent.com

Abstract—Sequential recommendation systems (SRS) serve the purpose of predicting users' subsequent preferences based on their past interactions and have been applied across various domains such as e-commerce and social networking platforms. However, practical SRS encounters challenges due to the fact that most users engage with only a limited number of items, while the majority of items are seldom consumed. These challenges, termed as the long-tail user and long-tail item dilemmas, often create obstacles for traditional SRS methods. Mitigating these challenges is crucial as they can significantly impact user satisfaction and business profitability. While some research endeavors have alleviated these issues, they still grapple with issues such as seesaw or noise stemming from the scarcity of interactions. The emergence of large language models (LLMs) presents a promising avenue to address these challenges from a semantic standpoint. In this study, we introduce the Large Language Models Enhancement framework for Sequential Recommendation (LLM-ESR), which leverages semantic embeddings from LLMs to enhance SRS performance without increasing computational overhead. To combat the long-tail item challenge, we propose a dual-view modeling approach that fuses semantic information from LLMs with collaborative signals from traditional SRS. To address the long-tail user challenge, we introduce a retrieval augmented self-distillation technique to refine user preference representations by incorporating richer interaction data from similar users. Through comprehensive experiments conducted on three authentic datasets using three widely used SRS models, our proposed enhancement framework demonstrates superior performance compared to existing methodologies.

I. INTRODUCTION

The objective of sequential recommendation is to predict the next likely item for users based on their historical records [1],

[2]. Owing to its wide-ranging applicability in various domains such as e-commerce [3] and social media [4], sequential recommendation has garnered considerable attention in recent years. Given that the essence of sequential recommendation revolves around extracting user preferences from their interaction records, several innovative architectures have been proposed. For instance, SASRec [5] applies the self-attention technique to capture the users' long-term preference, while FMLPRec [6] introduces a pure MLP architecture to identify dynamics in users' preference.

Despite significant advancements in sequential recommendation, the long-tail challenges continue to undermine its practical utility. Generally, these challenges can be categorized into two types, affecting either the user or the item side. To illustrate, we present the performance of a well-known SRS model, SASRec [5], on the Amazon Beauty dataset, along with its statistics in Figure 1. **i) Long-tail User Challenge:** In Figure 1 (a), we note that above 80% users have interacted with fewer than 10 items (*i.e.*, long-tail users), and SASRec's performance is subpar for these users compared to those with more interaction records. This suggests that the majority of users receive less than optimal recommendation services. **ii) Long-tail Item Challenge:** Figure 1 (b) demonstrates that SASRec performs significantly better on more popular items. However, the histogram indicates that around 71.4% items own no more than 30 interaction records, meaning they are less frequently consumed. Addressing these long-tail challenges is crucial for elevating user experience and seller benefits.

To tackle the long-tail item challenge, existing studies [7], [8] examine the co-occurrence pattern between popular and

✉ Corresponding Authors

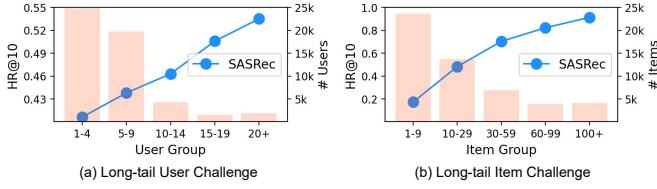


Fig. 1: The preliminary experiments of SASRec on Beauty dataset.

long-tail items, aiming to enrich the representation of long-tail items with that of popular ones. Nevertheless, ignorance of the true relationship between items may cause a seesaw problem [9]. As for the long-tail user challenge, existing research [10], [11] explores the interaction history of all users, attempting to augment pseudo items for tail users. However, these approaches still only rely on collaborative information, which inclines to generate noisy items due to inaccurate similarity between users [11]. At this time, superb semantic relations between users or items can make an effect, which indicates the potential of utilizing semantics to face long-tail challenges.

Recent advancements in large language models (LLMs) offer promise for alleviating long-tail challenges from a semantic perspective. However, LLMs are initially designed for natural language processing tasks but not for recommendation ones. Some works [12], [13] have made efforts to adapt, but two problems still exist. **i) Inefficient Integration:** Recent research has explored deriving informative prompts to activate ChatGPT [14], [15] or modifying the tokenization method of LLaMA [16]–[18] for sequential recommendation. Despite their impressive performance, these approaches are challenging to apply in industrial settings. This is because recommender systems typically require low latency for on-line deployment, whereas LLMs often entail high inference costs [19]. **ii) Deficiency of Semantic Information:** Several recent works [20], [21] propose utilizing embeddings derived from LLMs to initialize the item embedding layer of sequential recommendation models, thereby integrating semantic information. However, the fine-tuning process, if not done without freezing the embedding layer, may erode the original semantic relationships between items. Additionally, these approaches focus solely on the item side, neglecting the potential benefits of incorporating semantic information on the user side which could aid the sequence encoder of an SRS model.

In this paper, to better integrate LLMs into SRS for addressing long-tail challenges, we design a **Large Language Models Enhancement framework for Sequential Recommendation (LLM-ESR)**. Firstly, we derive the semantic embeddings of items and users by encoding prompt texts from LLMs. Since these embeddings can be cached in advance, our integration does not impose any extra inference burden. To tackle the long-tail item challenge, we devise a dual-view modeling framework that combines semantic and collaborative information. Specifically, the embeddings derived from LLMs are frozen to avoid deficiency of semantics. Next, we propose a retrieval augmented self-distillation method to enhance the sequence

encoder of an SRS model using similar users. The similarity between users is measured by the user representations from LLMs. Finally, it is important to note that the proposed framework is model-agnostic, allowing it to be adapted to any sequential recommendation model. The contributions of this paper are as follows:

- We propose a large language models enhancement framework, which can alleviate both long-tail user and item challenges for SRS by introducing semantic information from LLMs.
- To avoid the inference burden of LLMs, we design an embedding-based enhancement method. Besides, the derived embeddings are utilized directly to retain the original semantic relations.
- We conduct extensive experiments on three real-world datasets with three backbone SRS models to validate the effectiveness and flexibility of LLM-ESR.

II. PROBLEM DEFINITION

The goal of the sequential recommendation is to give out the next item that users are possible to interact with based on their interaction records. The set of users and items are denoted as $\mathcal{U} = \{u_1, \dots, u_i, \dots, u_{|\mathcal{U}|}\}$ and $\mathcal{V} = \{v_1, \dots, v_i, \dots, v_{|\mathcal{V}|}\}$, respectively, where $|\mathcal{U}|$ and $|\mathcal{V}|$ are the number of users and items. Each user has an interaction sequence, which arranges the interacted items by timeline, denoted as $\mathcal{S}_u = \{v_1^{(u)}, \dots, v_i^{(u)}, \dots, v_{n_u}^{(u)}\}$. n_u represents the interaction number of user u . For simplicity, we omit the superscript (u) in the following sections. Then, the problem of sequential recommendation can be defined as follows:

$$\arg \max_{v_i \in \mathcal{V}} P(v_{n_u+1} = v_i | \mathcal{S}_u) \quad (1)$$

Following the existing works related to long-tailed SRS [7], [8], we can split the users and items into tail and head groups. Let n_u and p_v denote the length of the user's interaction sequence and the popularity of the item v (*i.e.*, the total interaction number). Firstly, we sort the users and items by the values of n_u and p_v in descending order. Then, take out the top 20% users and items as **head user** and **head item** according to Pareto principle [22], denoted as \mathcal{U}_{head} and \mathcal{V}_{head} . The rest of the users and items are the **tail user** and **tail item**, *i.e.*, $\mathcal{U}_{tail} = \mathcal{U} \setminus \mathcal{U}_{head}$ and $\mathcal{V}_{tail} = \mathcal{V} \setminus \mathcal{V}_{head}$. To alleviate the long-tail challenges, we aim to elevate the recommending performance for \mathcal{U}_{tail} and \mathcal{V}_{tail} .

III. LLM-ESR

A. Overview

The overview of the proposed LLM-ESR is shown in Figure 2. To acquire the semantic information, we adopt LLMs to encode textual users' historical interactions and items' attributes into LLMs user embedding and LLMs item embedding. Then, two modules are proposed to augment long-tail items and long-tail users respectively, *i.e.*, Dual-view Modeling and Retrieval Augmented Self-Distillation. **i) Dual-view Modeling:** This module consists of two branches.

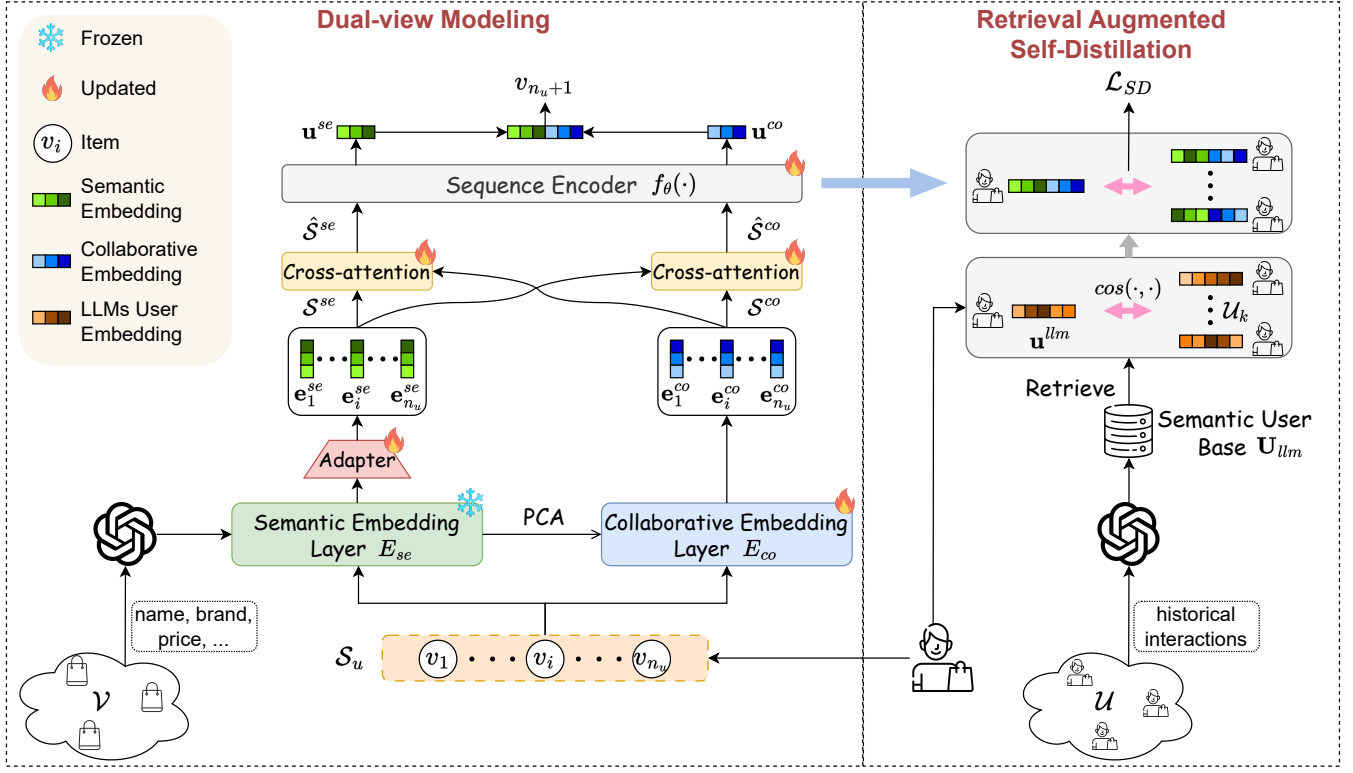


Fig. 2: The overview of the proposed LLM-ESR framework.

One is *semantic-view modeling*, which aims to extract the semantic information from the user's interaction sequence. It first utilizes the semantic embedding layer, derived from LLMs item embedding, to encode the items. Then, an adapter is designed for dimension adaptation and space transformation. The output item embedding sequence will be fed into cross-attention for fusion and then sequence encoder to get the user representation in semantic view. The other branch is *collaborative-view modeling*, which transforms the interaction sequence into an embedding one by a collaborative embedding layer. Next, followed by a cross-attention and the sequence encoder, the collaborative user preference is obtained. At the end of this module, the user representations in the two views will be fused for the final recommendations. **ii) Retrieval Augmented Self-Distillation:** This module expects to enhance long-tail users through informative interactions of similar users. First, the derived LLMs user embedding is considered as a semantic user base for retrieving similar users. Then, similar users are fed into dual-view modeling to get their user representations, which are the guide signal for self-distillation. Finally, the derived distillation loss will be utilized as an auxiliary loss for training.

B. Dual-view Modeling

The traditional SRS models are skilled in capturing collaborative signals, which can recommend for popular items well [7], [8]. However, they compromise on long-tail items due to the lack of semantics [23]. Therefore, we model the preferences of users from the dual views to cover all items

simultaneously. Besides, we propose a two-level fusion to better combine the benefits from both two.

Semantic-view Modeling. In general, the attributes and descriptions of items contain abundant semantics. To utilize the powerful semantic understanding abilities of LLMs, we organize the attributes and descriptions into textual prompts (the template of prompts can be found in **Appendix A**). Then, in avoid of possible inference burden brought by LLMs, we cache the embeddings derived from LLMs for usage. In specific, the embeddings can be obtained by taking out the last hidden state of open-sourced LLMs, such as LLaMA [24], or the public API, such as text-embedding-ada-002¹. We adopt the latter one in this paper. Let $E_{se} \in \mathbb{R}^{|V| \times d_{llm}}$ denotes the LLMs embedding of all items, where d_{llm} is dimension of LLMs embedding. Then, the semantic embedding layer E_{se} from LLMs can be used for semantic-view modeling to enhance long-tail items. However, previous works [20], [21] often adapt it as the initialization of the item embedding layer, which may ruin the original semantic relations during fine-tuning. In order to retain the semantics, we freeze the E_{se} and propose an adapter to transform the raw semantic space into the recommending space. For each item i , we can get its LLMs embedding e_i^{llm} by taking the i -th row of E_{se} . Then, it will be fed into the tunable adapter to get the semantic embedding:

$$e_i^{se} = W_2^a(W_1^a e_i^{llm} + b_1^a) + b_2^a \quad (2)$$

¹<https://platform.openai.com/docs/guides/embeddings>

where $\mathbf{W}_1^a \in \mathbb{R}^{\frac{d_{ilm}}{2} \times d_{ilm}}$, $\mathbf{W}_2^a \in \mathbb{R}^{d \times \frac{d_{ilm}}{2}}$ and $\mathbf{b}_1^a \in \mathbb{R}^{\frac{d_{ilm}}{2} \times 1}$, $\mathbf{b}_2^a \in \mathbb{R}^{d \times 1}$ are the weight matrices and bias of adapter. Following this process, we can obtain the item embedding sequence of the user's interaction records, denoted as $\mathcal{S}^{se} = [\mathbf{e}_1^{se}, \dots, \mathbf{e}_{n_u}^{se}]$. Similar to a general SRS model, we employ a sequence encoder f_θ (e.g., self-attention layers [25] for SASRec [5]) to get the representation of user preference in semantic view as follows:

$$\mathbf{u}^{se} = f_\theta(\mathcal{S}^{se}) \quad (3)$$

where $\mathbf{u}^{se} \in \mathbb{R}^{d \times 1}$ is the user preference representation in semantic view and θ denotes the parameters of sequence encoder in an SRS model.

Collaborative-view Modeling. To utilize the collaborative information, we adopt a trainable item embedding layer and supervised update it by interaction data. Let $\mathbf{E}_{co} \in \mathbb{R}^{|\mathcal{V}| \times d}$ denotes the collaborative embedding layer of the item. Then, the item embedding sequence $\mathcal{S}^{co} = [\mathbf{e}_1^{co}, \dots, \mathbf{e}_{n_u}^{co}]$ is acquired by extracting the corresponding rows from \mathbf{E}_{co} . To get the user preference \mathbf{u}^{co} in the collaborative view, we input embedding sequence to sequence encoder, i.e., $\mathbf{u}^{co} = f_\theta(\mathcal{S}^{co})$. It is worth noting that, the sequence encoder f_θ is the same one in both semantic and collaborative views for the shared sequential pattern and higher efficiency [26]. Besides, the embedding layers in the two views are in unbalanced training stages (one is pretrained, while the other is from scratch), which may lead to optimization difficulty [27]. To handle such a problem, we initialize the \mathbf{E}_{co} by dimension-reduced \mathbf{E}_{se} . The Principal Component Analysis (PCA) [28] is used as the dimension reduction method in this paper.

Two-level Fusion. The effective integration of both semantic-view and collaborative-view is essential to absorb the benefits of these two. However, the direct merge of the user representations in dual views may overlook the nuanced inter-relationships between item sequences. Thus, we design a two-level fusion method for the dual-view modeling module, i.e., sequence-level and logit-level. The former aims to implicitly capture the mutual relationships between the item sequences of dual views, while the latter explicitly targets the combination of recommending abilities. In specific, we propose a cross-attention mechanism for sequence-level fusion. To simplify the description, we only take the semantic view interacting with the collaborative view for illustration, and the other view is the same. Specifically, \mathcal{S}^{se} is considered as the *query*, and \mathcal{S}^{co} as the *key* and *value* in attention mechanism. Let $\mathbf{Q} = \mathcal{S}^{se} \mathbf{W}^Q$, $\mathbf{K} = \mathcal{S}^{co} \mathbf{W}^K$, $\mathbf{V} = \mathcal{S}^{co} \mathbf{W}^V$, where $\mathbf{W}^Q, \mathbf{W}^K, \mathbf{W}^V \in \mathbb{R}^{d \times d}$ are weight matrices. Then, the interacted collaborative embedding sequence can be formulated as follows:

$$\hat{\mathcal{S}}^{co} = \text{Softmax}\left(\frac{\mathbf{Q}\mathbf{K}^T}{\sqrt{d}}\right)\mathbf{V} \quad (4)$$

Following the same process of cross-attention, we can also get the corresponding semantic embedding sequence $\hat{\mathcal{S}}^{se}$. Finally, $\mathcal{S}^{se}, \mathcal{S}^{co}$ are substituted by $\hat{\mathcal{S}}^{se}, \hat{\mathcal{S}}^{co}$ to be fed into $f_\theta(\cdot)$. As for logit-level fusion, we concatenate the two-view user and item embeddings for recommendation. The probability score

of recommending item j for the user u is therefore calculated as:

$$P(v_{n_u+1} = v_j | v_{1:n_u}) = [\mathbf{e}_j^{se} : \mathbf{e}_j^{co}]^T [\mathbf{u}^{se} : \mathbf{u}^{co}] \quad (5)$$

where “:” denotes the concatenation operation of two vectors. Based on the probability score, we adopt the pairwise ranking loss to train the framework:

$$\mathcal{L}_{Rank} = - \sum_{u \in \mathcal{U}} \sum_{k=1}^{n_u} \log \sigma(P(v_{k+1}^+ = |v_{1:k}) - P(v_{k+1}^- = |v_{1:k})) \quad (6)$$

where v_{k+1}^+ and v_{k+1}^- are the ground-truth item and paired negative item. It is worth noting that the ranking loss may differ a little according to different backbone SRS models, e.g., sequence-to-one pairwise loss for GRU4Rec [29].

C. Retrieval Augmented Self-Distillation

The long-tail user problem originates from the lack of enough interactions for the sequence encoder in an SRS to capture users' preferences. Thus, we propose a self-distillation method to augment the extraction capacity of the sequence encoder. Self-distillation [30], [31] is a type of knowledge distillation that considers one model as both the student and teacher for model enhancement. As for the SRS, since multiple similar users have more informative interactions, it is promising to transfer their knowledge to the target user for strengthening. Thereafter, there are two key challenges for such knowledge transfer, i.e., how to retrieve similar users and how to transfer the knowledge.

Retrieve Similar Users. Previous works have confirmed that LLMs can understand the semantic meanings of textual user interaction records for recommendation [15], [16]. Based on their observation, we organize the item's title that interacted by users into the textual prompts (the template of prompts can be found in **Appendix A**). Then, similar to the derivation of LLMs item embedding \mathbf{E}_{se} , we can obtain and save the LLMs user embedding, denoted as $\mathbf{U}_{ilm} \in \mathbb{R}^{|\mathcal{U}| \times d_{ilm}}$. It is also dubbed as the semantic user base in this paper, because the semantic relations are encoded in it. For each target user k , we can retrieve the similar user set \mathcal{U}_k as follows:

$$\mathcal{U}_k = \text{Top}(\{\cos(\mathbf{u}_k^{ilm}, \mathbf{u}_j^{ilm})\}_{j=1}^{|\mathcal{U}|}, N) \quad (7)$$

where $\cos(\cdot, \cdot)$ is the cosine similarity function to measure the distance between two vectors. N represents the size of similar user sets, which is a hyper-parameter.

Self-Distillation. As mentioned before, we design the self-distillation to transfer the knowledge from several similar users to the target user. Since the representation of user preference, i.e., \mathbf{u}^{se} and \mathbf{u}^{co} , encode the comprehensive knowledge of the user, we configure such representation as the mediator for the distillation. To get the teacher mediator, we first utilize the dual-view modeling framework (Section III-B) to get the user representation for each similar user, denoted as $\{\mathbf{u}_j^{se}, \mathbf{u}_j^{co}\}_{j=1}^{|\mathcal{U}_k|}$. Then, the teacher mediator is calculated by mean pooling, as the following formula:

$$[\mathbf{u}_{T_k}^{se} : \mathbf{u}_{T_k}^{co}] = \text{Mean_Pooling}(\{[\mathbf{u}_j^{se} : \mathbf{u}_j^{co}]\}_{j=1}^{|\mathcal{U}_k|}) \quad (8)$$

The student mediator is the representation of target user k , *i.e.*, $[\mathbf{u}_k^{se} : \mathbf{u}_k^{co}]$. Based on the teacher and student mediators, the self-distillation loss can be formulated as:

$$\mathcal{L}_{SD} = \frac{1}{|\mathcal{U}|} \sum_{k=1}^{|\mathcal{U}|} \|[\mathbf{u}_k^{se} : \mathbf{u}_k^{co}] - [\mathbf{u}_{T_k}^{se} : \mathbf{u}_{T_k}^{co}]\|^2 \quad (9)$$

Note that the gradients of $\mathbf{u}_{T_k}^{se}$ and $\mathbf{u}_{T_k}^{co}$ are stopped, because they only provide the guidance signal instead of optimizing the model.

D. Train and Inference

Train. Based on the illustration in Section III-B and Section III-C, we only update the collaborative embedding layer, adapter, cross-attention and sequence encoder during the training, while freezing the semantic embedding layer and semantic user base. Since the original LLMs embeddings \mathbf{E}_{se} and \mathbf{U}_{llm} are frozen, the original semantic relations get preserved well. The training loss for optimization is the combination of pairwise ranking loss and self-distillation loss, which can be written as follows:

$$\mathcal{L} = \mathcal{L}_{Rank} + \alpha \cdot \mathcal{L}_{SD} \quad (10)$$

where α is a hyper-parameter to adjust the magnitude of self-distillation.

Inference. During the inference process of the LLM-ESR, the retrieval augmented self-distillation module is exempted due to no need for the auxiliary loss. Thus, we follow the dual-view modeling process for the final recommendation by Equation (5). Besides, since the semantic embedding layer can be cached in advance, the call for LLMs is avoided, which prevents the extra inference costs.

For a clearer illustration of the training and inference process, we conclude them in Algorithm 1. First, the hyper-parameters and backbone SRS model are specified (lines 1-3). Then, organize the attributes of items and historical interactions into textual prompts to get their semantic embeddings (line 4). At the beginning of the training, we initialize the embedding layers in the dual-view framework (line 5). Next, calculate the ranking loss by dual-view modeling (lines 7-9) and auxiliary loss by retrieval augmented self-distillation (lines 10-11). Through the sum of these two losses (line 12), we can optimize the whole LLM-ESR. During the inference, only the dual-view modeling process is conducted to get the final recommendations (lines 16-17).

IV. EXPERIMENT

A. Experimental Settings

1) **Dataset:** The comprehensive experiments in this paper are conducted on three common-used datasets, *i.e.*, Yelp, Fashion and Beauty. **Yelp**² is the dataset that records the check-in histories and corresponding reviews of users. We only adopt the check-in data and the attribute information of the point-of-interests. Amazon³ [32] is a large e-commerce dataset, which

Algorithm 1 Train and inference process of LLM-ESR

- 1: Indicate the backbone sequential recommendation model f_θ .
- 2: Indicate the number of retrieved similar users N .
- 3: Indicate the weight of self-distillation loss α .
- 4: Get the semantic embeddings \mathbf{E}_{se} and \mathbf{U}_{llm} by LLMs.

Train Process

- 5: Initialize the embedding layers in the dual-view framework by the raw and dimension-reduced \mathbf{E}_{se} . Freeze the raw \mathbf{E}_{se} .
- 6: **for** a batch of users \mathcal{U}_B in \mathcal{U} **do**
- 7: Get the user preference representation in semantic and collaborative views, *i.e.*, \mathbf{u}^{se} and \mathbf{u}^{co} , respectively.
- 8: Calculate the probability score of ground-truth and negative items by Equation (5).
- 9: Calculate the ranking loss by Equation (6).
- 10: Retrieve the similar users for each user in \mathcal{U}_B by Equation (7).
- 11: Calculate the self-distillation loss by Equation (9).
- 12: Sum the ranking loss and self-distillation loss. Then, update the parameters.
- 13: **end for**

Inference Process

- 14: Load \mathbf{E}_{se} for item embedding layers and other trained parameters.
- 15: **for** each user u_k in \mathcal{U} **do**
- 16: Get the user preference representation in semantic and collaborative views, *i.e.*, \mathbf{u}^{se} and \mathbf{u}^{co} .
- 17: Calculate the probability score of each candidate item by Equation (5) and give out the final recommended list.
- 18: **end for**

TABLE I: The statistics of the preprocessed datasets

Dataset	# Users	# Items	Sparsity	Avg.length
Yelp	15,720	11,383	99.89%	12.23
Fashion	9,049	4,722	99.92%	3.82
Beauty	52,204	57,289	99.99%	7.57

includes user's reviews on commodities. There are several sub-categories in this dataset and we use two of them, *i.e.*, **Fashion** and **Beauty**.

For preprocessing, we refer to the procedures in SAS-Rec [5]. Since the sequential recommendation is often utilized for implicit interactions, we consider all review or rate records as interactions. Then, the users with fewer than three interacted items are dropped, because we do not explore the problem of cold-start users in this paper. As for the data split, the last item v_{n_u} and the penultimate item v_{n_u-1} of each interaction sequence are taken out as the test and validation, respectively. The statistics of the three preprocessed datasets are shown in Table I.

2) **Backbone and Baseline:** To show the flexibility of our enhancement method, we test three popular sequential recommendation models in the experiments. The main distinction

²<https://www.yelp.com/dataset>

³https://cseweb.ucsd.edu/~jmcauley/datasets.html#amazon_reviews

between these models refers to the sequence encoder f_θ and ranking loss \mathcal{L}_{Rank} .

- **GRU4Rec** [29]. It adopts the GRU as the sequence encoder, and sequence-to-one pairwise loss as the final ranking loss.
- **Bert4Rec** [33]. Inspired by the training pattern of Bert [34], this backbone proposes a combination between pairwise ranking loss and cloze task, which mask a proportion of items in one sequence. The sequence encoder of Bert4Rec is the stack of bi-directional self-attention layers.
- **SASRec** [5]. Compared with Bert4rec, SASRec adopts the causal self-attention layer as the basic unit of its sequence encoder. Besides, the sequence-to-sequence pairwise ranking loss is applied for optimization during the training.

There are two groups of up-to-date baselines that are compared within this paper, *i.e.*, traditional baselines and LLM-based baselines. The traditional category split the users and items into long-tail and head groups at first. Then, they enhance the long-tail users or items by fabricated training procedures. Note that they only utilize the collaborative signals essentially and do not introduce any semantics.

- **CITIES** [7]. This work devises an embedding-inference function to refine the embeddings of long-tail items specially. Such embedding-inference function is trained by head items and used for long-tail items during inference. We follow the hyper-parameters in the original paper and code⁴.
- **MELT** [8]. MELT proposes a bilateral-branch framework to enhance the long-tail users and items. One branch is trained to generate the head user representations and enhance the tail users while inference. The other branch is to recover the embeddings of head items during training and update embeddings of tail items during inference. We refer to the implementation and the hyper-parameter settings in official code⁵.

The LLM-based methods aim to combine the semantic information derived from LLMs to enhance the recommendation models.

- **RLMRec** [35]. This baseline is one of the pioneers in utilizing the semantic embeddings derived from LLMs. However, it is designed for collaborative filtering but not sequential recommendation. For a fair comparison, we eliminate the process of profile generation during the implementation. We refer to the source code⁶ of RLMRec to adapt it to sequential recommendation models.
- **LLMInit** [20], [21]. More recent works, *i.e.*, LLM2Bert4Rec [20] and SAID [21], both utilize the LLMs embedding to initialize the item embedding layer in SRS models and then fine-tune it by interaction data. In this paper, we dub this way as LLMInit.

3) **Implementation Details:** We conduct all experiments on an Intel Xeon Gold 6133 platform with Tesla V100 32G GPUs. Besides, the implementation is based on Python 3.9.5 and PyTorch 1.12.0. In terms of the hyper-parameter search, the

criterion is N@10 on the validation set. To avoid overfitting, we adopt the early stop strategy with 20-epoch patience. For the backbone SRS models, the number of GRU layers is set to 1 for GRU4Rec, while the number of self-attention layers is fixed at 2 for SASRec and Bert4Rec. Also, the dropout rate is 0.6 for Bert4Rec. In terms of the training, the batch size and learning rate are set as 128 and 0.001 for all datasets. The embedding size is 128 for all baselines, while 64 for LLM-ESR. The reason is that there are two branches in LLM-ESR, and the half size of the other unique-branch baseline is a fair setting. Then, we choose the Adam as the optimizer. The hyper-parameters N and α for LLM-ESR are searched from $\{2, 6, 10, 14, 18\}$ and $\{1, 0.5, 0.1, 0.05, 0.01\}$. We find that the best choice is 10 for N and 0.1 for α for all three datasets used in this paper. Furthermore, the embeddings of LLMs are derived from the API⁷ named “text-ada-embedding-002” provided by OpenAI. To ease the reproducibility, we release the code online⁸.

4) **Evaluation Metrics:** In the experiments, we adopt the metrics of *Top-10* list for evaluation. Specifically, the *Hit Rate (H@10)* and *Normalized Discounted Cumulative Gain (N@10)* are used. Following [5], we randomly sample 100 items that the user has not interacted with as the negatives paired with the ground truth for calculation of the metrics. To guarantee the robustness of the experimental results, we report the average results of the triplicate test with random seeds $\{42, 43, 44\}$.

B. Overall Performance

To validate the effectiveness and flexibility of the proposed LLM-ESR, we show the overall, tail and head performance on three datasets in Table II. At a glance, we find that the proposed LLM-ESR can outperform all competing baselines with all SRS models across all user or item groups, which verifies the usefulness of our framework. Then, we probe more conclusions by the following analysis.

Overall Comparison. From the results, we observe that the proposed LLM-ESR leads the overall performance under both two metrics, which indicates better-enhancing effects. LLMInit is often the secondary. This phenomenon shows that the injection of semantics from LLMs actually augments the SRS. However, RLMRec often underperforms compared with other LLM-based methods, because it is devised for collaborative filtering algorithms, incompatible with SRS. As for the traditional baselines, MELT stays ahead in most cases. The reason lies in that it addresses the long-tail user and long-tail item challenges simultaneously. By comparison, CITIES is even sometimes inferior to the backbone SRS model due to the seesaw problem, *i.e.*, drastic drops for popular items.

Long-tail Item and User Comparison. According to the split method illustrated in Section II, the items are grouped into **Tail Item** and **Head Item**. From Table II, we observe that our LLM-ESR not only achieves the best on the tail item

⁴<https://github.com/swonj90/CITIES>

⁵<https://github.com/rqja1107/MELT>

⁶<https://github.com/HKUDS/RLMRec>

⁷<https://api.openai.com/v1/embeddings>

⁸<https://github.com/liuqidong07/LLM-ESR>

TABLE II: The overall results of competing baselines and our LLM-ESR. The boldface refers to the highest score and the underline indicates the next best result of the models. “*” indicates the statistically significant improvements (*i.e.*, two-sided t-test with $p < 0.05$) over the best baseline.

Dataset	Model	Overall		Tail Item		Head Item		Tail User		Head User	
		H@10	N@10	H@10	N@10	H@10	N@10	H@10	N@10	H@10	N@10
Yelp	GRU4Rec	0.4879	0.2751	0.0171	0.0059	0.6265	0.3544	0.4919	0.2777	0.4726	0.2653
	- CITIES	0.4898	0.2749	0.0134	0.0051	0.6301	0.3543	0.4936	0.2783	<u>0.4756</u>	0.2618
	- MELT	<u>0.4985</u>	<u>0.2825</u>	<u>0.0201</u>	<u>0.0079</u>	<u>0.6393</u>	<u>0.3633</u>	<u>0.5046</u>	<u>0.2865</u>	<u>0.4750</u>	<u>0.2671</u>
	- RLMRec	0.4886	0.2777	0.0188	0.0067	0.6269	0.3574	0.4920	0.2804	<u>0.4756</u>	<u>0.2671</u>
	- LLMInit	0.4872	0.2749	0.0201	0.0072	0.6246	0.3537	0.4908	0.2775	<u>0.4732</u>	0.2647
	- LLM-ESR	0.5724*	0.3413*	0.0763*	0.0318*	0.7184*	0.4324*	0.5782*	0.3456*	0.5501*	0.3247*
	Bert4Rec	0.5307	0.3035	0.0115	0.0044	0.6836	0.3916	0.5325	0.3047	0.5241	0.2988
	- CITIES	0.5249	0.3015	0.0041	0.0014	0.6783	0.3899	0.5274	0.3032	0.5155	0.2954
	- MELT	<u>0.6206</u>	0.3770	0.0429	0.0149	<u>0.7907</u>	<u>0.4836</u>	<u>0.6210</u>	0.3780	<u>0.6191</u>	<u>0.3733</u>
	- RLMRec	0.5306	0.3039	0.0104	0.0040	0.6938	0.3922	0.5351	0.3065	0.5137	0.2936
	- LLMInit	0.6199	<u>0.3781</u>	0.0874	0.0330	0.7766	0.4797	0.6204	0.3796	0.6178	0.3723
	- LLM-ESR	0.6623*	0.4222*	0.1227*	0.0500*	0.8212*	0.5318*	0.6637*	0.4247*	0.6571*	0.4127*
	SASRec	0.5940	0.3597	0.1142	0.0495	0.7353	0.4511	0.5893	0.3578	0.6122	0.3672
	- CITIES	0.5828	0.3540	0.1532	0.0700	0.7093	0.4376	0.5785	0.3511	0.5994	0.3649
	- MELT	0.6257	0.3791	0.1015	0.0371	<u>0.7801</u>	0.4799	0.6246	0.3804	0.6299	0.3744
Fashion	- RLMRec	0.5990	0.3623	0.0953	0.0412	<u>0.7474</u>	0.4568	0.5966	0.3613	0.6084	0.3658
	- LLMInit	<u>0.6415</u>	<u>0.3997</u>	<u>0.1760</u>	<u>0.0789</u>	<u>0.7785</u>	<u>0.4941</u>	<u>0.6403</u>	<u>0.4010</u>	<u>0.6462</u>	0.3948
	- LLM-ESR	0.6673*	0.4208*	0.1893*	0.0845*	0.8080*	0.5199*	0.6685*	0.4229*	0.6627*	0.4128*
	GRU4Rec	0.4798	0.3809	0.0257	0.0101	0.6606	0.5285	0.3781	0.2577	0.6118	0.5408
	- CITIES	0.4762	0.3743	0.0252	0.0103	0.6557	0.5191	0.3729	0.2501	0.6103	0.5354
	- MELT	<u>0.4884</u>	0.3975	<u>0.0291</u>	<u>0.0112</u>	<u>0.6712</u>	0.5513	<u>0.3890</u>	0.2770	0.6173	0.5538
	- RLMRec	0.4795	0.3808	0.0253	0.0105	0.6603	0.5282	0.3773	0.2577	0.6120	0.5405
	- LLMInit	0.4864	<u>0.4095</u>	0.0250	0.0104	0.6702	0.5684	0.3852	<u>0.2973</u>	0.6177	0.5550
	- LLM-ESR	0.5409*	0.4567*	0.0807*	0.0384*	0.7242*	0.6233*	0.4560*	0.3568*	0.6512*	0.5864*
	Bert4Rec	0.4668	0.3613	0.0142	0.0067	0.6470	0.5024	0.3500	0.2344	0.6183	0.5258
	- CITIES	<u>0.4926</u>	<u>0.4090</u>	0.0223	0.0099	0.6799	<u>0.5679</u>	<u>0.3952</u>	<u>0.2975</u>	0.6190	0.5535
	- MELT	0.4897	0.3810	0.0059	0.0019	<u>0.6823</u>	0.5319	0.3842	0.2514	<u>0.6266</u>	0.5491
	- RLMRec	0.4744	0.3567	0.0044	0.0015	0.6615	0.4981	0.3626	0.2268	0.6194	0.5251
	- LLMInit	0.4854	0.4035	<u>0.0328</u>	<u>0.0161</u>	0.6655	0.5577	0.3773	0.2846	0.6255	0.5578
	- LLM-ESR	0.5487*	0.4529*	0.0525*	0.0225*	0.7462*	0.6243*	0.4629*	0.3460*	0.6599*	0.5916*
Beauty	SASRec	0.4956	0.4429	0.0454	0.0235	0.6748	0.6099	0.3967	0.3390	0.6239	0.5777
	- CITIES	0.4923	0.4423	0.0407	0.0214	0.6721	0.6098	0.3936	0.3392	0.6203	0.5760
	- MELT	0.4875	0.4150	0.0368	0.0144	0.6670	0.5745	0.3792	0.2933	0.6280	0.5729
	- RLMRec	0.4982	0.4457	0.0410	0.0223	0.6803	0.6143	0.3990	0.3415	0.6270	<u>0.5808</u>
	- LLMInit	0.5119	<u>0.4492</u>	<u>0.0596</u>	<u>0.0305</u>	0.6920	0.6159	0.4184	0.3501	<u>0.6332</u>	0.5777
	- LLM-ESR	0.5619*	0.4743*	0.1095*	0.0520*	0.7420*	0.6424*	0.4811*	0.3769*	0.6668*	0.6005*
	GRU4Rec	0.3683	0.2276	0.0796	0.0567	0.4371	0.2683	0.3584	0.2191	0.4135	0.2663
	- CITIES	0.2456	0.1400	<u>0.1122</u>	<u>0.0760</u>	0.2774	0.1552	0.2382	0.1346	0.2795	0.1645
	- MELT	0.3702	0.2161	0.0009	0.0003	0.4582	0.2675	0.3637	0.2116	0.3997	0.2365
	- RLMRec	0.3668	0.2278	0.0780	0.0560	0.4357	0.2688	0.3576	0.2202	0.4089	0.2626
	- LLMInit	<u>0.4151</u>	<u>0.2713</u>	0.0896	0.0637	<u>0.4928</u>	<u>0.3208</u>	<u>0.4059</u>	<u>0.2621</u>	<u>0.4571</u>	<u>0.3133</u>
	- LLM-ESR	0.4917*	0.3140*	0.1547*	0.0801*	0.5721*	0.3698*	0.4851*	0.3079*	0.5220*	0.3420*
	Bert4Rec	0.3984	0.2367	0.0101	0.0038	0.4910	0.2922	0.3851	0.2272	0.4593	0.2801
	- CITIES	0.3961	0.2339	0.0023	0.0008	0.4900	0.2895	0.3832	0.2250	0.4551	0.2746
	- MELT	0.4716	0.2965	0.0709	0.0291	0.5671	0.3603	0.4596	0.2865	0.5263	0.3423
	- RLMRec	0.3977	0.2365	0.0090	0.0032	0.4903	0.2921	0.3853	0.2277	0.4539	0.2765
	- LLMInit	<u>0.5029</u>	<u>0.3209</u>	<u>0.0927</u>	<u>0.0451</u>	0.6007	0.3867	0.4919	<u>0.3117</u>	0.5530	0.3632
	- LLM-ESR	0.5393*	0.3590*	0.1379*	0.0745*	0.6350*	0.4269*	0.5295*	0.3507*	0.5839*	0.3972*
Beauty	SASRec	0.4388	0.3030	0.0870	0.0649	0.5227	0.3598	0.4270	0.2941	0.4926	0.3438
	- CITIES	0.2256	0.1413	0.1363	0.0897	0.2468	0.1536	0.2215	0.1406	0.2441	0.1444
	- MELT	0.4334	0.2775	0.0460	0.0172	0.5258	0.3995	0.4233	0.2673	0.4796	0.3241
	- RLMRec	0.4460	0.3075	0.0924	0.0658	0.5303	0.3652	0.4365	0.3016	0.4892	0.3345
	- LLMInit	<u>0.5455</u>	<u>0.3656</u>	<u>0.1714</u>	<u>0.0965</u>	<u>0.6347</u>	<u>0.4298</u>	<u>0.5359</u>	<u>0.3592</u>	<u>0.5893</u>	0.3948
	- LLM-ESR	0.5672*	0.3713*	0.2257*	0.1108*	0.6486*	0.4334*	0.5581*	0.3643*	0.6087*	0.4032*

TABLE III: The ablation study on the Yelp dataset with SASRec as the backbone SRS model. The boldface refers to the highest score and the underline indicates the next best result of the models.

Model	Overall		Tail Item		Head Item		Tail User		Head User	
	H@10	N@10	H@10	N@10	H@10	N@10	H@10	N@10	H@10	N@10
- LLM-ESR	0.6673	0.4208	0.1893	0.0845	0.8080	0.5199	0.6685	0.4229	0.6627	0.4128
- w/o Co-view	0.6320	0.3816	<u>0.1898</u>	<u>0.0856</u>	0.7621	0.4687	0.6318	0.3823	0.6325	0.3787
- w/o Se-view	0.6468	0.4038	0.1105	0.0460	<u>0.8047</u>	0.5091	0.6459	0.4043	0.6501	0.4018
- w/o SD	0.6572	0.4121	0.2003	0.0898	0.7911	0.5071	0.6566	0.4130	0.6574	0.4091
- w/o Share	0.6595	0.4158	0.1728	0.0783	0.8027	<u>0.5152</u>	0.6606	<u>0.4186</u>	0.6552	0.4055
- w/o CA	<u>0.6644</u>	<u>0.4160</u>	0.1850	0.0803	0.8004	0.5119	<u>0.6652</u>	0.4175	<u>0.6616</u>	<u>0.4105</u>

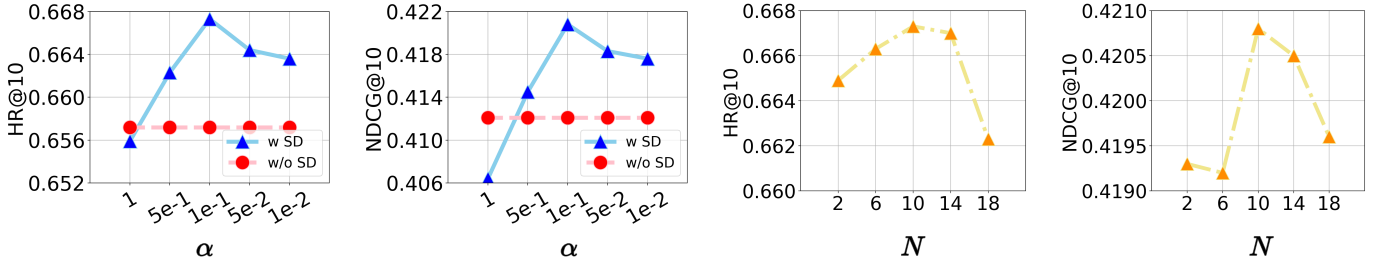


Fig. 3: The hyper-parameter experiments on the weight of self-distillation loss α and the number of retrieved similar users N . The results are based on the Yelp dataset with the SASRec model.

group but also gets the first place on the head item group. Such performance comparison highlights the combination of semantics and collaborative signals by our dual-view modeling. LLMInit leads the tail group across all baselines, which suggests that semantic information can benefit long-tail items. It is worth noting that CITIES sometimes perform better for the tail group but harm those popular items, which means it has a seesaw problem. Additionally, the results illustrate that MELT, LLMInit and LLM-ESR can augment the tail user group markedly. MELT is devised to enhance tail user, but underperforms our method because of its limitations to collaborative perspective. Though LLMInit can also benefit tail users by introducing semantics, it ignores the utilization of LLMs from the user side.

Flexibility. Table II shows that the proposed framework can get the largest performance improvements on all three backbone SRS models, which indicates the flexibility of LLM-ESR. By comparison, the other baselines incline to depend on the type of SRS. The traditional method, *i.e.*, CITIES and MELT, tend to perform better for GRU4Rec, while LLMInit is more beneficial to Bert4Rec and SASRec.

C. Ablation Study

The results of the ablation study are shown in Table III. Firstly, we remove the collaborative view or semantic view to investigate the dual-view modeling, denoted as *w/o Co-view* and *w/o Se-view*. The results show that *w/o Co-view* downgrades performance dramatically on the head group, while *w/o Se-view* harms tail items evidently. Such changes indicate the distinct specialty of collaborative and semantic information, highlighting the combination of both. *w/o SD* means dropping self-distillation, which shows performance

drops for long-tail users. It suggests the effects of the proposed retrieval augmented self-distillation. The results of these three variants validate the motivation for designing each component for LLM-ESR. *w/o Share* and *w/o CA* represent using split sequence encoder and removing cross-attention. The decrease in performance of these two illustrates the effectiveness of the sharing design and sequence-level fusion.

D. Hyper-parameter Analysis

To investigate the effects of the hyper-parameters in LLM-ESR, we show the performance trend along with their changes in Figure 3. The hyper-parameter α controls to what extent the designed self-distillation affects the optimization. With α ranging from 1 to 0.01, the recommending accuracy rises first and drops then. The reason for the compromised performance of large α lies in that overemphasis on self-distillation will affect the convergence of ranking loss. Smaller α also downgrades the performance, which indicates the usefulness of the designed self-distillation. As for the number of retrieved users N , the best is 10. The reason is that more users can provide more informative interactions. However, too large N may decrease the relatedness of the retrieved users.

E. Group Analysis

For more meticulous analysis, we split the users and items into 5 groups according to sequence length n_u and popularity p_v , and show the performance of each group in Figure 4. From the results, we observe that LLM-based frameworks derive increases in every user and item group, while MELT has a positive effect on some specific groups. It reflects the seesaw problem of MELT and reveals the benefit of making use of semantic embeddings from LLMs. Comparing LLMInit with

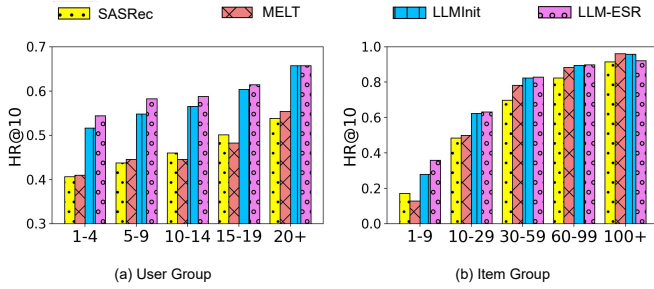


Fig. 4: The results of the proposed LLM-ESR and competing baselines in meticulous user and item groups. The results are based on the Beauty dataset with the SASRec model.

LLM-ESR, LLM-ESR can get more increments on the long-tail groups (e.g., 1-4 user group and 1-9 item group), which proves the better reservation of semantic information from LLMs by our framework.

V. RELATED WORKS

Sequential Recommendation. The core of sequential recommendation [1], [2], [36] refers to capturing the sequence pattern for the next likely item. Thus, at the early stage, researchers focus on fabricating the architecture to improve model capacity. GRU4Rec [29] and Caser [37] apply RNNs and CNNs [38] for sequence modeling. Later, inspired by the great success of self-attention [25] in natural language processing, SASRec [5] and Bert4Rec [33] verify its potential in SRS. Also, Zhou *et al.* [39] proposes a pure MLP architecture, achieving similar accuracy but higher efficiency compared with SASRec. Despite the great progress in SRS, long-tail problems are still underexplored. As for the long-tail item problem, CITIES [7] designs an embedding inference function for those long-tail items specially. In terms of the long-tail user problem, data augmentation is the main way [10], [11]. Only one work, MELT [8], addresses both two problems simultaneously but still sticks to a collaborative perspective. By comparison, the proposed LLM-ESR handles both the two long-tail problems better from a semantic view by introducing LLMs.

LLMs for Recommendation. Large language models [12], [13] have attracted widespread attention due to their powerful abilities in semantic understanding. Recently, There emerge several works to explore how to utilize LLMs in recommender systems (RS) [40]–[43], which can be categorized into two lines, *i.e.*, LLMs as RS and LLMs enhancing RS. The first line of research aims to complete recommendation tasks by LLMs directly. For example, ChatRec [15] proposes a dialogue process to complete recommendation tasks step by step. DRDT [14] integrates a retrieval-based dynamic reflection process for SRS by in-context learning [44]. Besides, some other researchers explore fine-tuning open-sourced LLMs for RS. TALLRec [23] is the first one, which parameter-efficient fine-tunes [45], [46] a LLaMA-7B. Some following works [16]–[18] target combining collaborative signals into LLMs by modifying the tokenization. However, this line of work faces

the challenge of high inference costs. Another line, LLMs enhancing RS, is more practical, because they avoid the use of LLMs while recommending. For instance, RLMRec [35] aligns with LLMs by an auxiliary loss. Harte *et al.* [20] and Hu *et al.* [21] adopt LLMs embedding as the initialization for the traditional models. The proposed LLM-ESR belongs to the latter category but further alleviates the problem of defect of semantic information.

VI. CONCLUSION

In this paper, we propose a large language model enhancement framework for sequential recommendation (LLM-ESR) to handle the long-tail user and long-tail item challenges. Firstly, we acquire and cache the semantic embeddings derived from LLMs, which is for inference efficiency. Then, a dual-view modeling framework is proposed to combine the semantics from LLMs and collaborative signals contained in the traditional model. It can help augment the long-tail items in SRS. Next, we design the retrieval augmented self-distillation to alleviate the long-tail user challenge. Through the comprehensive experiments, we verify the effectiveness and flexibility of our LLM-ESR.

REFERENCES

- [1] H. Fang, D. Zhang, Y. Shu, and G. Guo, “Deep learning for sequential recommendation: Algorithms, influential factors, and evaluations,” *ACM Transactions on Information Systems (TOIS)*, vol. 39, no. 1, pp. 1–42, 2020.
- [2] S. Wang, L. Hu, Y. Wang, L. Cao, Q. Z. Sheng, and M. Orgun, “Sequential recommender systems: challenges, progress and prospects,” in *28th International Joint Conference on Artificial Intelligence, IJCAI 2019. International Joint Conferences on Artificial Intelligence*, 2019, pp. 6332–6338.
- [3] U. Singer, H. Roitman, Y. Eshel, A. Nus, I. Guy, O. Levi, I. Hasson, and E. Kiperwasser, “Sequential modeling with multiple attributes for watchlist recommendation in e-commerce,” in *Proceedings of the Fifteenth ACM International Conference on Web Search and Data Mining*, 2022, pp. 937–946.
- [4] J. Chang, C. Gao, Y. Zheng, Y. Hui, Y. Niu, Y. Song, D. Jin, and Y. Li, “Sequential recommendation with graph neural networks,” in *Proceedings of the 44th international ACM SIGIR conference on research and development in information retrieval*, 2021, pp. 378–387.
- [5] W.-C. Kang and J. McAuley, “Self-attentive sequential recommendation,” in *2018 IEEE international conference on data mining (ICDM)*. IEEE, 2018, pp. 197–206.
- [6] M. Li, X. Zhao, C. Lyu, M. Zhao, R. Wu, and R. Guo, “Mlp4rec: A pure mlp architecture for sequential recommendations,” in *31st International Joint Conference on Artificial Intelligence and the 25th European Conference on Artificial Intelligence (IJCAI-ECAI 2022)*. International Joint Conferences on Artificial Intelligence, 2022, pp. 2138–2144.
- [7] S. Jang, H. Lee, H. Cho, and S. Chung, “Cities: Contextual inference of tail-item embeddings for sequential recommendation,” in *2020 IEEE International Conference on Data Mining (ICDM)*. IEEE, 2020, pp. 202–211.
- [8] K. Kim, D. Hyun, S. Yun, and C. Park, “Melt: Mutual enhancement of long-tailed user and item for sequential recommendation,” in *Proceedings of the 46th international ACM SIGIR conference on Research and development in information retrieval*, 2023, pp. 68–77.
- [9] S. Liu and Y. Zheng, “Long-tail session-based recommendation,” in *Proceedings of the 14th ACM Conference on Recommender Systems*, 2020, pp. 509–514.
- [10] Z. Liu, Z. Fan, Y. Wang, and P. S. Yu, “Augmenting sequential recommendation with pseudo-prior items via reversely pre-training transformer,” in *Proceedings of the 44th international ACM SIGIR conference on Research and development in information retrieval*, 2021, pp. 1608–1612.

- [11] Q. Liu, F. Yan, X. Zhao, Z. Du, H. Guo, R. Tang, and F. Tian, "Diffusion augmentation for sequential recommendation," in *Proceedings of the 32nd ACM International Conference on Information and Knowledge Management*, 2023, pp. 1576–1586.
- [12] W. X. Zhao, K. Zhou, J. Li, T. Tang, X. Wang, Y. Hou, Y. Min, B. Zhang, J. Zhang, Z. Dong *et al.*, "A survey of large language models," *arXiv preprint arXiv:2303.18223*, 2023.
- [13] B. Min, H. Ross, E. Sulem, A. P. B. Veyseh, T. H. Nguyen, O. Sainz, E. Agirre, I. Heintz, and D. Roth, "Recent advances in natural language processing via large pre-trained language models: A survey," *ACM Computing Surveys*, vol. 56, no. 2, pp. 1–40, 2023.
- [14] Y. Wang, Z. Liu, J. Zhang, W. Yao, S. Heinecke, and P. S. Yu, "Drdt: Dynamic reflection with divergent thinking for llm-based sequential recommendation," *arXiv preprint arXiv:2312.11336*, 2023.
- [15] Y. Gao, T. Sheng, Y. Xiang, Y. Xiong, H. Wang, and J. Zhang, "Chatrec: Towards interactive and explainable llms-augmented recommender system," *arXiv preprint arXiv:2303.14524*, 2023.
- [16] X. Li, C. Chen, X. Zhao, Y. Zhang, and C. Xing, "E4srec: An elegant effective efficient extensible solution of large language models for sequential recommendation," *arXiv preprint arXiv:2312.02443*, 2023.
- [17] J. Liao, S. Li, Z. Yang, J. Wu, Y. Yuan, X. Wang, and X. He, "Llara: Aligning large language models with sequential recommenders," *arXiv preprint arXiv:2312.02445*, 2023.
- [18] Z. Yang, J. Wu, Y. Luo, J. Zhang, Y. Yuan, A. Zhang, X. Wang, and X. He, "Large language model can interpret latent space of sequential recommender," *arXiv preprint arXiv:2310.20487*, 2023.
- [19] B. Geng, Z. Huan, X. Zhang, Y. He, L. Zhang, F. Yuan, J. Zhou, and L. Mo, "Breaking the length barrier: Llm-enhanced ctr prediction in long textual user behaviors," *arXiv preprint arXiv:2403.19347*, 2024.
- [20] J. Harte, W. Zörgdrager, P. Louridas, A. Katsifodimos, D. Jannach, and M. Fragkoulis, "Leveraging large language models for sequential recommendation," in *Proceedings of the 17th ACM Conference on Recommender Systems*, 2023, pp. 1096–1102.
- [21] J. Hu, W. Xia, X. Zhang, C. Fu, W. Wu, Z. Huan, A. Li, Z. Tang, and J. Zhou, "Enhancing sequential recommendation via llm-based semantic embedding learning," in *Companion Proceedings of the ACM on Web Conference 2024*, 2024, pp. 103–111.
- [22] G. E. Box and R. D. Meyer, "An analysis for unreplicated fractional factorials," *Technometrics*, vol. 28, no. 1, pp. 11–18, 1986.
- [23] K. Bao, J. Zhang, Y. Zhang, W. Wang, F. Feng, and X. He, "Tallrec: An effective and efficient tuning framework to align large language model with recommendation," in *Proceedings of the 17th ACM Conference on Recommender Systems*, 2023, pp. 1007–1014.
- [24] H. Touvron, T. Lavril, G. Izacard, X. Martinet, M.-A. Lachaux, T. Lacroix, B. Rozière, N. Goyal, E. Hambro, F. Azhar, A. Rodriguez, A. Joulin, E. Grave, and G. Lample, "Llama: Open and efficient foundation language models," *arXiv preprint arXiv:2302.13971*, 2023.
- [25] A. Vaswani, N. Shazeer, N. Parmar, J. Uszkoreit, L. Jones, A. N. Gomez, E. Kaiser, and I. Polosukhin, "Attention is all you need," *Advances in neural information processing systems*, vol. 30, 2017.
- [26] J. Shang, T. Ma, C. Xiao, and J. Sun, "Pre-training of graph augmented transformers for medication recommendation," in *28th International Joint Conference on Artificial Intelligence, IJCAI 2019*. International Joint Conferences on Artificial Intelligence, 2019, pp. 5953–5959.
- [27] I. Amos, J. Berant, and A. Gupta, "Never train from scratch: Fair comparison of long-sequence models requires data-driven priors," in *The Twelfth International Conference on Learning Representations*, 2023.
- [28] K. Pearson, "Liii. on lines and planes of closest fit to systems of points in space," *The London, Edinburgh, and Dublin philosophical magazine and journal of science*, vol. 2, no. 11, pp. 559–572, 1901.
- [29] B. Hidasi, A. Karatzoglou, L. Baltrunas, and D. Tikk, "Session-based recommendations with recurrent neural networks," in *The International Conference on Learning Representations*, 2016.
- [30] J. Gou, B. Yu, S. J. Maybank, and D. Tao, "Knowledge distillation: A survey," *International Journal of Computer Vision*, vol. 129, no. 6, pp. 1789–1819, 2021.
- [31] L. Zhang, J. Song, A. Gao, J. Chen, C. Bao, and K. Ma, "Be your own teacher: Improve the performance of convolutional neural networks via self distillation," in *Proceedings of the IEEE/CVF international conference on computer vision*, 2019, pp. 3713–3722.
- [32] J. McAuley, C. Targett, Q. Shi, and A. Van Den Hengel, "Image-based recommendations on styles and substitutes," in *Proceedings of the 38th international ACM SIGIR conference on research and development in information retrieval*, 2015, pp. 43–52.
- [33] F. Sun, J. Liu, J. Wu, C. Pei, X. Lin, W. Ou, and P. Jiang, "Bert4rec: Sequential recommendation with bidirectional encoder representations from transformer," in *Proceedings of the 28th ACM international conference on information and knowledge management*, 2019, pp. 1441–1450.
- [34] J. D. M.-W. C. Kenton and L. K. Toutanova, "Bert: Pre-training of deep bidirectional transformers for language understanding," in *Proceedings of NAACL-HLT*, 2019, pp. 4171–4186.
- [35] X. Ren, W. Wei, L. Xia, L. Su, S. Cheng, J. Wang, D. Yin, and C. Huang, "Representation learning with large language models for recommendation," in *Proceedings of the ACM on Web Conference 2024*, 2024, p. 3464–3475.
- [36] Q. Liu, F. Tian, Q. Zheng, and Q. Wang, "Disentangling interest and conformity for eliminating popularity bias in session-based recommendation," *Knowledge and Information Systems*, vol. 65, no. 6, pp. 2645–2664, 2023.
- [37] J. Tang and K. Wang, "Personalized top-n sequential recommendation via convolutional sequence embedding," in *Proceedings of the eleventh ACM international conference on web search and data mining*, 2018, pp. 565–573.
- [38] Y. LeCun, L. Bottou, Y. Bengio, and P. Haffner, "Gradient-based learning applied to document recognition," *Proceedings of the IEEE*, vol. 86, no. 11, pp. 2278–2324, 1998.
- [39] K. Zhou, H. Yu, W. X. Zhao, and J.-R. Wen, "Filter-enhanced mlp is all you need for sequential recommendation," in *Proceedings of the ACM web conference 2022*, 2022, pp. 2388–2399.
- [40] Z. Zhao, W. Fan, J. Li, Y. Liu, X. Mei, Y. Wang, Z. Wen, F. Wang, X. Zhao, J. Tang *et al.*, "Recommender systems in the era of large language models (llms)," *IEEE Transactions on Knowledge and Data Engineering*, 2024.
- [41] J. Lin, X. Dai, Y. Xi, W. Liu, B. Chen, X. Li, C. Zhu, H. Guo, Y. Yu, R. Tang *et al.*, "How can recommender systems benefit from large language models: A survey," *arXiv preprint arXiv:2306.05817*, 2023.
- [42] L. Li, Y. Zhang, D. Liu, and L. Chen, "Large language models for generative recommendation: A survey and visionary discussions," *arXiv preprint arXiv:2309.01157*, 2023.
- [43] Q. Liu, X. Wu, X. Zhao, Y. Zhu, Z. Zhang, F. Tian, and Y. Zheng, "Large language model distilling medication recommendation model," *arXiv preprint arXiv:2402.02803*, 2024.
- [44] Q. Dong, L. Li, D. Dai, C. Zheng, Z. Wu, B. Chang, X. Sun, J. Xu, and Z. Sui, "A survey on in-context learning," *arXiv preprint arXiv:2301.00234*, 2022.
- [45] E. J. Hu, Y. Shen, P. Wallis, Z. Allen-Zhu, Y. Li, S. Wang, L. Wang, and W. Chen, "Lora: Low-rank adaptation of large language models," *arXiv preprint arXiv:2106.09685*, 2021.
- [46] Q. Liu, X. Wu, X. Zhao, Y. Zhu, D. Xu, F. Tian, and Y. Zheng, "Moelora: An moe-based parameter efficient fine-tuning method for multi-task medical applications," *arXiv preprint arXiv:2310.18339*, 2023.

APPENDIX

In Section III-B and Section III-C, we format the attributes of items and historical interactions of users into textual prompts, for their semantic embeddings by LLMs. During the process of constructing prompts, the templates play a vital role. Here, the templates are listed as follows.

Item Prompt Template. The templates mainly organize the attributes and descriptions of items, which vary across distinct datasets due to different recorded attributes. In the following templates, the words underlined are the corresponding attributes that will be filled in.

Item Prompt Template (Yelp)

The point of interest has the following attributes: name is <NAME>; category is <CATEGORY>; type is <TYPE>; open status is <OPEN>; review count is <COUNT>; city is <CITY>; average score is <STARS>.

Item Prompt Template (Fashion)

The fashion item has the following attributes:
name is <TITLE>; brand is <BRAND>; score is <DATE>; price is <PRICE>.
The item has the following features: <FEATURE>.
The item has the following descriptions:
<DESCRIPTION>.

Item Prompt Template (Beauty)

The beauty item has the following attributes:
name is <TITLE>; brand is <BRAND>; price is <PRICE>.
The item has the following features:
<CATEGORIES>.
The item has the following descriptions:
<DESCRIPTION>.

User Prompt Template. This template mainly organizes the items that the user has interacted with. To utilize the semantic information and avoid excess of the limitation of input length, the item in the prompt is represented by its title. Besides, the three datasets share a unique template.

User Prompt Template

The user has visited the following items:
<ITEM1_TITLE>, <ITEM2_TITLE>, ...
please conclude the user's preference.