

# Hidden Question Representations Tell Non-Factuality Within and Across Large Language Models

Yanling Wang<sup>1</sup>, Haoyang Li<sup>2</sup>, Hao Zou<sup>1</sup>, Jing Zhang<sup>2</sup>, Xinlei He<sup>3</sup>, Qi Li<sup>1,4</sup>, Ke Xu<sup>1,4</sup>

<sup>1</sup>Zhongguancun Laboratory, <sup>2</sup>Renmin University of China

<sup>3</sup>Hong Kong University of Science and Technology (Guangzhou), <sup>4</sup>Tsinghua University

{wangyl, zouh}@zgclab.edu.cn, {lihaoyang.cs, zhang-jing}@ruc.edu.cn

xinleihe@hkust-gz.edu.cn, {qli01, xuke}@tsinghua.edu.cn

## Abstract

Despite the remarkable advance of large language models (LLMs), the prevalence of non-factual responses remains a common issue. This work studies non-factuality prediction (NFP), which predicts whether an LLM will generate non-factual responses to a question before the generation process. Previous efforts on NFP usually rely on extensive computation. In this work, we conduct extensive analysis to explore the capabilities of using a lightweight probe to elicit “whether an LLM knows” from the hidden representations of questions. Additionally, we discover that the non-factuality probe employs similar patterns for NFP across multiple LLMs. Motivated by the intriguing finding, we conduct effective transfer learning for cross-LLM NFP and propose a question-aligned strategy to ensure the efficacy of mini-batch based training.

## 1 Introduction

Large language models (LLMs) have exhibited strong capabilities in comprehending and generating meaningful text [28, 23, 14]. However, current LLMs often fail to present queried facts [37, 5, 13, 41, 8], generating non-factual responses that can misguide users and even lead to adverse social impacts. Therefore, extensive studies have devoted to detecting non-factual responses among the generated texts [22, 1, 6, 7, 10, 25], a task we name *non-factuality detection* (NFD). Nevertheless, such post-hoc methods require response generation, which lack efficiency and cannot fundamentally prevent the occurrence of misinformation. In light of this, it is highly demanded to predict the likelihood of an LLM generating non-factual responses before response generation, a task we name *non-factuality prediction* (NFP). Figure 1(a) illustrates the difference between these two tasks.

To address the problem of NFP, some studies have explored LLMs’ awareness of their internal knowledge. One approach, termed Self-Evaluation [15], fully fine-tunes the LLM along with an additional value head for NFP. However, this method incurs significant computational costs and undermines the LLM’s generalization ability [40]. Another approach, Self-Familiarity [20], assesses the likelihood of an LLM generating non-factual responses through multi-round conversations with the LLM, yet it requires carefully-crafted prompts to call the LLM multiple times, thereby suppressing its prediction efficiency.

In pursuit of more efficient training and prediction, we explore the feasibility of utilizing a lightweight probe<sup>1</sup> to elicit “whether an LLM knows” from the hidden representations of questions (i.e., the LLM’s hidden states corresponding to the input questions). Notably, a recent work [18] proposes to train a probe to capture the relationship between question-level hidden states and the consistency across multiple generation, as it assumes that consistent responses to the same question indicates the

<sup>1</sup>A lightweight neural network trained on hidden states.

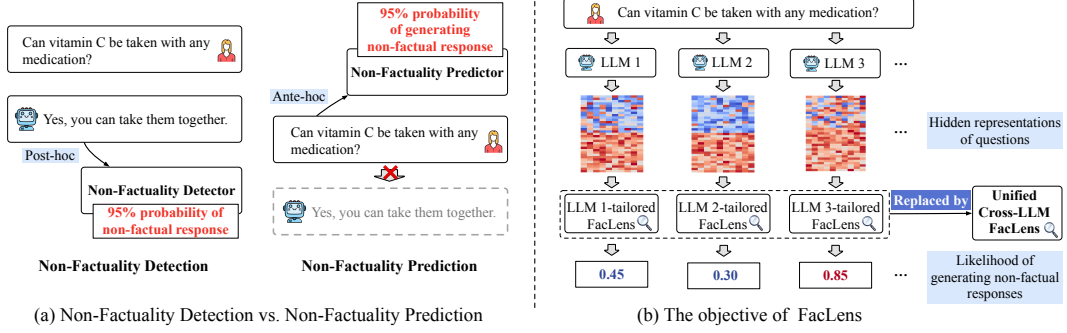


Figure 1: Motivations. We explore non-factuality prediction with hidden representations of questions, aiming to efficiently predict the likelihood of non-factual responses before response generation. A unified FacLens can be trained via multi-domain joint training or unsupervised domain adaptation.

LLM knows relevant factual knowledge [22, 6, 9]. However, LLMs could generate multiple consistent responses to a question they cannot factually answer, for example, instruction fine-tuned LLMs like LLaMA2-Chat [35], could consistently respond “I apologize, but I don’t have information on ... ” (i.e., a type of non-factual responses), which compromises the validity of the consistency-based estimation. Moreover, sampling a limited number of responses cannot guarantee the effectiveness of the consistency-based estimation [22], while sampling more responses incurs more computational cost. Consequently, this probing-based effort does not rigorously demonstrate the relationship between the hidden representations of questions and the LLM’s non-factuality. Therefore, as illustrated in Figure 1(b), (1) we aim to investigate whether hidden representations of questions indeed contain patterns for NFP tasks. If such patterns exist, (2) we explore whether these patterns are transferable across multiple LLMs to achieve low-resource NFP. Note that existing NFP methods primarily focus on training and testing within the same LLM, lacking discussion on transferability across LLMs.

Specifically, we define the objective of NFP as predicting whether an LLM will fail to generate accurate facts in response to questions, and introduce a simple and effective non-factuality predictor named **F**actuality **L**ens (FacLens), implemented by a lightweight probe trained on hidden question representations. FacLens shows promising performance to extract information necessary for NFP tasks from hidden question representations. Furthermore, inspired by that individuals with similar cognitive styles and encoding strategies have similar brain activity on a specific task [24], we study an under-explored problem — do hidden question representations sourced from different LLMs share similar patterns for NFP tasks? To explore this, we define a collection of hidden question representations sourced from a specific LLM as a data domain. We observe that a FacLens trained on data mixed from multiple domains have comparable performance with a FacLens trained on a single domain. That indicates there are no significant concept shifts [27] (i.e., inconsistent conditional distributions  $P(y|X)$ ) between different individual domains. Hence, given a domain with manual annotations and a domain without manual annotations, we can perform unsupervised domain adaptation [32, 19] to effectively learn a unified cross-LLM FacLens. Moreover, we design a question-aligned strategy to make source and target domains share the same batch of questions in each mini-batch, better estimating the distribution distance between source and target domains to enhance the efficacy of mini-batch training.

Overall, this paper makes the following contributions:

- We verify that solely utilizing questions’ hidden representations yields promising performance in identifying potential non-factual responses, making efficient training and application of NFP models possible. Besides, we conduct extensive analysis to reveal how to better use the hidden question representations for NFP.
- We demonstrate the feasibility of transfer learning for cross-LLM NFP, which has not been discussed in previous work. Based on this intriguing finding, we propose to conduct unsupervised domain adaptation and design a question-aligned mini-batch training strategy to enable effective training for the cross-LLM NFP.
- All the analysis are based on comprehensive experiments, involving three popular open source LLMs and three widely used factual question-answering datasets.

## 2 Related Work

**Non-Factuality Prediction in LLMs.** Previous efforts usually assume that an LLM is less likely to produce non-factual responses when answering questions about their familiar entities. Following this assumption, Adaptive Retrieval [21] posits that LLMs are more familiar with popular entities and use Wikipedia page views to approximate the entity popularity. However, the Wikipedia data is only a subset of the training corpora and does not encompass all possible entities. Consequently, the entity popularity-based method (termed Entity-Popularity) lacks applicability. Inspired by LLMs’ possible self-awareness, Self-Familiarity [20] estimates an LLM’s familiarity with the requested entities through multi-stage prompt engineering, which requires carefully-crafted prompts to query the LLM multiple times, thereby compromising the efficiency. Besides, some researchers fully fine-tune the LLM together with an additional value head for NFP [15] (termed Self-Evaluation). Nevertheless, fully fine-tuning an LLM incurs significant computational costs and inhibits the LLM’s generalization ability. Conversely, we explore a method that exhibits both good applicability and high efficiency. Importantly, our work is a pioneer work that investigates transferable NFP across LLMs.

**Interpretable Factuality of LLMs.** Several studies have investigated the factuality of LLMs from an interpretable perspective via examining their hidden states. Typically, SAPLMA [1] and MIND [33] utilize hidden states corresponding to generated content via a classifier for non-factuality detection. INSIDE [6], on the other hand, leverages the eigenvalues of the covariance matrix of responses’ representations to measure self-consistency, assuming that inconsistent responses to the same question tend to be unreliable. These methods assess factuality in a post-hoc manner, necessitating generated responses. In contrast, FacLens assesses factuality in an ante-hoc manner, without the need for response generation. Notably, a linear classifier-based probe [18] is currently trained on hidden states corresponding to the last token of each question, aiming to capture the correlation between such hidden states and the self-consistency. However, consistency-based methods are still limited at accurately revealing the factuality [22, 6]. For example, instruction fine-tuned LLMs usually respond “I apologize, but I don’t have information on ...” to questions they cannot factually answer. That is to say, LLMs could generate multiple consistent responses to a question they cannot factually answer. Consequently, the previous probing-based effort [18] does not rigorously reveal the relationship between the hidden representations of questions and the LLM’s non-factuality.

## 3 Problem Definition

In this section, we formally define the problems of non-factuality detection (NFD) and non-factuality prediction (NFP) for LLMs, showing how the two tasks differ from each other. Subsequently, we define the problem of transferable NFP across LLMs, which has rarely been discussed before.

**Definition 1 Non-Factual Response.** Given an LLM  $m \in \mathcal{M}$  and a question  $q \in \mathcal{Q}$ ,  $m$  generates an answer  $s$  to the question. If the answer  $s$  fails to reveal the queried fact, it is a non-factual response.

**Problem 1 Non-Factuality Detection in an LLM (Post-Hoc).** Given an LLM  $m \in \mathcal{M}$  and a question  $q \in \mathcal{Q}$ ,  $m$  generates an answer  $s$  to the question. The objective is to learn a function  $h(m, q, s) \rightarrow y$ , where  $y$  takes value of 1 if  $s$  is non-factual and 0 otherwise.

**Problem 2 Non-Factuality Prediction in an LLM (Ante-Hoc).** Given an LLM  $m \in \mathcal{M}$  and a question  $q \in \mathcal{Q}$ , the objective is to learn a function  $f(m, q) \rightarrow y$ , where  $y = 1$  if  $m$  will generate a non-factual response to  $q$  and  $y = 0$  otherwise.

**Problem 3 Transferable Non-Factuality Prediction Across LLMs.** Given an LLM  $m_1 \in \mathcal{M}$ , an LLM  $m_2 \in \mathcal{M}$ , and a question set  $\mathcal{Q}$ , human annotation has been conducted on a subset of questions  $\mathcal{Q}_{train} \subset \mathcal{Q}$  for  $m_1$ , resulting in a training set  $\{(\langle m_1, q_i \rangle, y_{1,i})\}_{q_i \in \mathcal{Q}_{train}}$ . The goal is to utilize the training set and  $m_2 \in \mathcal{M}$  to learn a function  $f(m, q) \rightarrow y$ , where  $m \in \{m_1, m_2\}$  and  $q \in \mathcal{Q}$ .

## 4 Hidden Question Representations Tell Non-Factuality in LLMs

Inspired by the fact that human brain neurons are activated during problem thinking [30], we posit that an LLM’s hidden states corresponding to the input question contain potential patterns for identifying whether the LLM can answer the question factually.

#### 4.1 Non-Factuality Prediction (NFP) Datasets

We formally define the objective of NFP as predicting whether an LLM will fail to generate accurate facts in response to questions. According to this, we construct the NFP datasets as follows.

**Dataset Construction.** Given an LLM  $m$  and a question set  $\mathcal{Q}$ , for each question  $q \in \mathcal{Q}$ , we assign a binary label  $y$  to the  $\langle m, q \rangle$  pair, where  $y = 1$  if  $m$  fails to factually answer  $q$  and  $y = 0$  otherwise. Our goal is to predict such labels prior to answer generation. Note that it is possible to obtain the labels by human annotators or GPT-4. However, this process incurs high costs, and we have observed judgement errors produced by GPT-4. Therefore, to assign the label, we follow previous work [21] to mark the LLM’s response as factual if any sub-string of the response exactly matches any of the gold answers. To guarantee high-quality labeling, we adopt question-answering (QA) datasets with short answers like entity mentions<sup>2</sup>. In this way, we ensure that all positive samples are accurately labeled. Moreover, to minimize false negative instances<sup>3</sup>, we exclude questions with golden answers of fewer than three characters, as well as multiple-choice questions, since the responses of multiple-choice questions are likely to mention both correct and incorrect answers.

To ensure the experimental reproducibility, we set the LLM’s decoding strategy to greedy search rather than top- $p$  or top- $k$  sampling. We also attempt the sampling-based decoding strategies for response generation, and find that all the experimental conclusions in this paper still hold true. In this work, we consider three LLMs and three QA datasets, which results in  $3 \times 3 = 9$  NFP datasets. In each NFP dataset, we randomly sample 20% instances for training, 10% instances for validation, and use the remaining instances for testing.

**LLMs & QA Datasets.** We conduct experiments on three widely-used open-source LLMs: LLaMA2-7B-Chat [35], LLaMA3-8B-Instruct [23], and Mistral-7B-Instruct-v0.2 [14]. These LLMs have been instruction-tuned for conversational engagement. We pose questions from three widely-used QA datasets: PopQA (PQ) [21], Entity Questions (EQ) [31], and Natural Questions (NQ) [17]. Detailed statistics of these QA datasets are provided in Appendix A.

#### 4.2 FacLens

To explore the ability of hidden representations-based NFP, we introduce Factuality Lens (FacLens), a learnable lightweight network to extract useful patterns from questions’ hidden representations for NFP. Specifically, given an LLM  $m$  and an input question  $q$ , we can quickly acquire hidden states of input tokens. In a certain layer, we use the hidden states corresponding to the last input token as the question’s hidden representation  $\mathbf{x}$ . Then we use an encoder  $g_{enc}$  to transform the question’s hidden representation into a latent feature space, where we presume that useful patterns for NFP can be retained. Afterwards, a linear classifier  $g_{clf}$  is set upon  $g_{enc}$  for classification. Formally, based on the  $\ell$ -th hidden layer of  $m$ , FacLens predicts by,

$$\mathbf{p} = f(m_{\leq \ell}, q) = g_{clf}(g_{enc}(m_{\leq \ell}(q))) = g_{clf}(g_{enc}(\mathbf{x})) \quad (1)$$

where  $m_{\leq \ell}(\cdot)$  denotes the function composed of the  $\ell$ -th transformer layer and its preceding layers,  $g_{enc}$  is implemented by a lightweight multi-layer perceptron (MLP)<sup>4</sup>,  $g_{clf}$  is implemented by a linear layer with the Softmax function, and  $\mathbf{p}$  is a two-dimensional vector revealing the probability of (not) producing non-factual responses. Based on a set of labeled NFP instances  $\{(m_{\leq \ell}(q_i), y_i)\}_{q_i \in \mathcal{Q}_{train} \cup \mathcal{Q}_{validation}}$ , we can train a FacLens for  $m$  with the classic cross-entropy (CE) loss. We discuss the effect of training data size in Appendix B.

#### 4.3 Experimental Insights

We compare FacLens with existing NFP methods introduced in Section 2, including **Entity-Popularity** [21], **Self-Familiarity** [20], and **Self-Evaluation** [15]. We additionally consider a **Prompting**-based method, which directly asks the LLM whether the LLM knows the factual answers to the given questions. Inspired by using the perplexity to evaluate the factual precision of

<sup>2</sup>We plan to discuss the QA datasets with long answers in the future work.

<sup>3</sup>We have randomly sampled 20 negative instances from each NFP dataset, deriving  $20 \times 9 = 180$  negative instances, and we manually checked the quality of their labels, with a true negative rate of 95%.

<sup>4</sup>This paper aims to verify that hidden question representations contain useful patterns for NFP tasks. As for more complex model architectures for the pattern extraction, they are beyond the scope of this paper’s discussion.

Table 1: Prediction performance of different NFP methods (AUC %).

	LLaMA2			LLaMA3			Mistral		
	PQ	EQ	NQ	PQ	EQ	NQ	PQ	EQ	NQ
PPL	72.5	67.1	56.4	69.8	65.5	53.9	69.1	67.2	57.7
Prompting	72.7	67.8	58.1	70.6	64.9	57.2	72.2	66.0	65.5
Entity-Popularity [21]	79.0	—	—	75.9	—	—	77.6	—	—
Self-Familiarity [20]	59.1	64.9	55.8	61.8	68.4	52.0	57.1	64.9	54.2
Self-Evaluation (Fully SFT) [15]	88.5	85.2	68.8	85.7	<b>85.8</b>	63.9	83.5	80.9	61.9
FacLens-ent (last layer)	76.6	79.4	60.3	75.6	77.5	57.3	76.7	77.4	59.2
FacLens-ent (2 <sup>nd</sup> to last layer)	77.9	80.4	60.8	76.2	78.8	58.1	77.1	78.6	60.0
FacLens-ent (middle layer)	81.6	81.1	60.9	79.0	80.9	59.1	81.1	82.4	61.4
FacLens (avg, last layer)	85.4	82.7	62.3	83.8	81.9	60.8	85.2	83.2	60.6
FacLens (avg, 2 <sup>nd</sup> to last layer)	86.0	83.7	62.7	84.2	82.7	61.6	85.3	83.3	62.0
FacLens (avg, middle layer)	86.6	84.6	63.7	85.3	84.4	61.2	86.8	85.2	63.6
FacLens (last token, last layer)	88.7	84.9	69.1	86.1	84.1	64.7	86.1	84.4	71.7
FacLens (last token, 2 <sup>nd</sup> to last layer)	<b>88.8</b>	85.0	67.7	86.1	84.1	65.6	87.0	<b>85.7</b>	<b>72.1</b>
FacLens (last token, middle layer)	88.7	<b>85.6</b>	<b>69.5</b>	<b>86.5</b>	85.0	<b>68.9</b>	<b>87.4</b>	85.4	71.4

“—” means the method is not suitable for the QA dataset, as not every mention of the subject entity in a question has an exact match with a Wikidata entity. FacLens (avg) means using the averaged hidden states of a question’s tokens as its hidden question representation. FacLens (last token) means using the hidden states of the last input token as the hidden question representation.

Table 2: Efficiency evaluation of FacLens (seconds).

	Training-Free	Training Time Per Epoch (Avg. )	Prediction Time Per Question (Avg. )
Self-Familiarity	Yes	—	5.838s
Prompting	Yes	—	0.115s
PPL	Yes	—	0.044s
Self-Evaluation (Fully SFT)	No	184.778s (4 * 80G A800)	0.028s
FacLens (last token, middle layer)	No	0.012s (1 * 80G A800)	0.016s

Note: We extract hidden question representations used for training before the training process. The extraction step costs only 71.856s.

responses [26], we consider **perplexity (PPL)** on the input question as a baseline. PPL measures how well a language model (LM) predicts a given text (see Appendix C) <sup>5</sup>. Since a low PPL value suggests that an LM has likely learned relevant texts, we can regard PPL on the input question as a non-factuality predictor. Due to space limitations, we provide the hyper-parameter settings in Appendix D. As the number of positive samples is larger than that of negative samples (see Table 3), we adopt AUC as the evaluation metric. From Table 1 and Table 2, we have the following insights.

**Insight 1: Hidden representations of questions are useful for NFP tasks.** We observe that FacLens exhibits promising performance compared with the baselines. For example, for LLaMA2 on PQ, FacLens (last token, middle layer) reaches 88.7% AUC, indicating that we can indeed use a proper function to extract information from questions’ hidden representations for NFP. Self-Evaluation (Fully SFT) can be regarded as a special case of hidden states-based NFP method, which also derives good performance. Prompting-based method also takes effect, indicating that LLMs know whether they know to some extent. Instead of relying on prompts, FacLens uses a learnable lightweight network to better elicit “whether an LLM knows”.

**Insight 2: Question-level modeling is more desirable than focusing on queried entities.** Previous efforts like Entity-Popularity and Self-Familiarity focus on analyzing the queried entities. Following their idea, we introduce FacLens-ent, which feeds the averaged hidden representations of these entities’ tokens to FacLens. In specific, we use the Stanza NLP Package [12] to identify entities like persons, locations, and organizations in a given question. FacLens consistently outperforms FacLens-ent, implying that focusing on the entities while overlooking the comprehension of the entire question could misguide the predictions.

<sup>5</sup>We extend the calculation of PPL to be conducted in each layer to obtain multiple PPL values for a text. We determine the layer based on the performance on labeled data. We find that PPL prefers the last few layers.

**Insight 3: LLMs have known whether they know in their middle layers.** An intriguing finding is that hidden representations in the middle layer prove more beneficial compared to that in the last few layers. Hence we conjecture that an LLM has already known “whether it knows” in its middle layer. As LLMs progress from the middle layer to the final layer, they may focus more on how to better organize their knowledge for the final response.

**Insight 4: FacLens stands out for its efficiency.** Taking the LLaMA2-PQ NFP dataset as an example, which comprises 2,272 questions for training, 1,136 questions for validation, and 7,952 questions for testing. Table 2 reports the averaged training time per epoch and averaged prediction time per question of different methods. In Table 1, Self-Evaluation (Fully SFT) shows competitive performance. However, fully fine-tuning an LLM incurs significant computational costs. Importantly, if the LLM has been fine-tuned for a specific task, its ability on other tasks will be compromised [40]. Conversely, FacLens performs as a lightweight plug-in that does not change the parameters of LLMs. As for the prediction, FacLens runs much faster than Self-Familiarity because Self-Familiarity involves multiple conversations with the LLM. As FacLens utilizes the middle-layer hidden representations, it runs faster than Prompting, PPL, and Self-Evaluation which run based on more layers in the LLM.

**Insight 5: The hidden states of generated responses could be less useful than that of questions for identifying non-factual responses.** Due to space limitations, we compare FacLens with typical hidden states-based NFD methods in Appendix E (see Figure 8). We observe that FacLens can be a better choice compared with hidden states-based NFD methods. One reason is that the response generated by an LLM could contain some interference information, and thus the corresponding hidden states may be sub-optimal for NFD. We provide more detailed analysis in Appendix E.

#### 4.4 Performance Boundary Discussion

As shown in Table 1, we notice that FacLens performs better on PQ and EQ than on NQ. When we set PQ, EQ, and NQ to have the same training data size, the same validation data size, and the same testing data size, such an observation still holds true (see Appendix F). In specific, both PQ and EQ are constructed based on templates like “What is [subj]’s occupation?” and “Who is the author of [subj]?”. PQ comprises 16 templates (i.e., 16 topics), while EQ involves 24 templates (i.e., 24 topics). Conversely, NQ, released by Google, consists of questions from real users and thus covers more diverse topics. Generally, the topic of a question is a key factor in determining its semantic information. Here we quantify the semantic gap between training questions and testing questions by  $1 - \frac{1}{|Q_{test}||Q_{train}|} \sum_{q_i \in Q_{test}} \sum_{q_j \in Q_{train}} \cos(\mathbf{x}_i, \mathbf{x}_j)$ , where  $\cos$  denotes the function of cosine similarity, and  $\mathbf{x}$  denotes a hidden question representation which contains semantic information. As shown in Figure 2, the training and testing questions from NQ are demonstrated to have a larger semantic gap.

For FacLens, its input features (i.e. hidden representations of questions) contain semantic information of the given questions. Essentially, FacLens is trained to weaken the semantic information while preserving information necessary for the NFP tasks. Therefore, it could perform better on questions whose topics have been seen during training, as FacLens has learned how to better strip away corresponding semantic information. That is why FacLens shows better performance on PQ and EQ.

Considering the limitation caused by semantic gap between training and testing questions, we recommend prioritizing the use of FacLens for specific fields, which naturally narrow the scope of question topics. In future research, open-world learning [4, 36, 34, 29, 39, 38] is worth studying for the NFP problem to enhance the generalization of FacLens on various question topics.

**User Evaluation.** We recruited 15 volunteers to use our demo and rate the performance of FacLens<sup>6</sup> (3: good, 2: average, 1: poor). The volunteers consist of 7 females and 8 males, all of whom have bachelor degrees or higher. We received 328 de-duplicated user queries, with 202 (61.6%) receiving 3 points, 84 (25.6%) receiving 2 points, and 42 (12.8%) receiving 1 point. In Appendix G, we show the demo interface and conduct a case study.

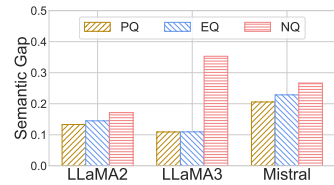


Figure 2: Semantic gap between training and testing questions in each question set. The semantic gap is calculated based on a specific LLM.

<sup>6</sup>For simplicity, FacLens denotes FacLens (last token, middle layer) in the following of this paper.

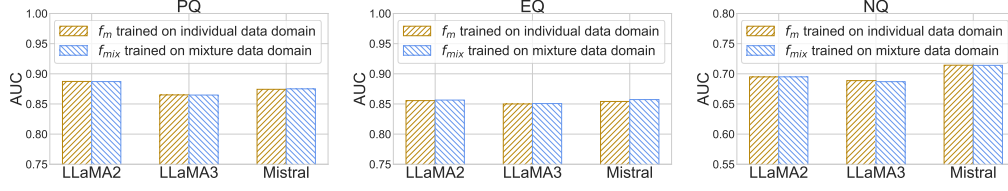


Figure 3: Performance comparison between the FacLens trained on an individual data domain and that trained on the mixture data domain.

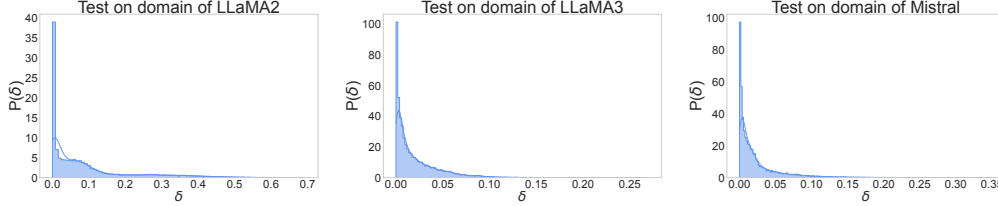


Figure 4: Distribution of prediction gap  $\delta$  between individual-domain FacLens and mixture-domain FacLens over all questions (including questions from PQ, EQ, and NQ).

## 5 Hidden Question Representations From Multiple LLMs Share Similar Patterns for Non-Factuality Prediction

Inspired by that individuals with similar cognitive styles and encoding strategies have similar brain activity on a specific task [24], we presume hidden question representations from different LLMs could have similar NFP patterns. As the generalization of FacLens is affected by the factor of question topics, we discuss the impact of various LLMs, keeping the question set consistent across them.

### 5.1 Feasibility of Cross-LLM FacLens

For convenience, we denote the hidden representation of a question in an LLM as a variable  $\mathbf{X}$ . The shared patterns for cross-LLM NFP mean that the conditional distribution  $P(\mathbf{y}|\mathbf{X})$  have similar forms across different LLMs. To be specific, we define a collection of hidden question representations sourced from a certain LLM as a data domain  $D$ . The similar conditional distributions indicate the non-existence of significant concept shifts [27] between data domains.

We justify the above claim by introducing a mixture data domain  $D_{mix}$ , whose data distribution is,

$$P_{mix}(\mathbf{X}, \mathbf{y}) = \sum_{i=1}^M \alpha_i \cdot P_{m_i}(\mathbf{X}, \mathbf{y}) \quad s.t. \quad \sum_{i=1}^M \alpha_i = 1 \quad (2)$$

where  $m_i$  denotes the  $i$ -th LLM,  $0 < \alpha_i < 1$  represents the proportion of  $D_i$  in the mixture domain, and  $M$  is the number of individual data domains (i.e. the number of LLMs). Here we set  $\alpha_i = \frac{1}{M}$ .

Therefore, the FacLens trained on the mixture data domain should follow the conditional distribution, whose probability density function can be written as,

$$\mathbb{P}_{mix}(\mathbf{y}|\mathbf{X}) = \sum_{i=1}^M \beta_i(\mathbf{X}) \cdot \mathbb{P}_{m_i}(\mathbf{y}|\mathbf{X}), \quad \beta_i(\mathbf{X}) = \frac{\alpha_i \cdot \mathbb{P}_{m_i}(\mathbf{X})}{\sum_{j=1}^M \alpha_j \cdot \mathbb{P}_{m_j}(\mathbf{X})} \quad (3)$$

It is readily derived that  $\sum_{i=1}^M \beta_i(\mathbf{X}) = 1$ , and  $0 < \beta_i(\mathbf{X}) < 1$  if  $\mathbb{P}_{m_1}(\mathbf{X}), \mathbb{P}_{m_2}(\mathbf{X}), \dots, \mathbb{P}_{m_M}(\mathbf{X})$  are not disjoint. Therefore, if there is no concept shifts between individual data domains, we have,

$$\mathbb{P}_{mix}(\mathbf{y}|\mathbf{X}) = \mathbb{P}_{m_1}(\mathbf{y}|\mathbf{X}) = \mathbb{P}_{m_2}(\mathbf{y}|\mathbf{X}) = \dots = \mathbb{P}_{m_M}(\mathbf{y}|\mathbf{X}) \quad (4)$$

Conversely, if significant concept shifts exist between individual domains, Eq. 4 is not valid, and thus there must exist a domain  $D_i$  where  $\mathbb{P}_{mix}(\mathbf{y}|\mathbf{X})$  is very different from  $\mathbb{P}_{m_i}(\mathbf{y}|\mathbf{X})$ . Consequently, on the test set of domain  $D_i$ ,  $f_{mix}$  trained on  $D_{mix}$  will noticeably underperform  $f_{m_i}$  trained on  $D_i$ .

**Observation.** As we consider three popular LLMs, we have three individual data domains. Each individual domain has its training, validation, and test sets. The training sets of all the individual

domains form the training set of the mixture data domain. In Figure 3,  $f_{mix}$  exhibits comparable performance to  $f_m$  on the test set of each individual domain, demonstrating that there is no significant concept shifts between individual domains.

Moreover, we assess the concept shift between an individual domain and the mixture domain by the distribution of prediction gap  $\delta = \|\mathbf{p}^{m_i}(y=1|\mathbf{x}) - \mathbf{p}^{mix}(y=1|\mathbf{x})\|$ , where  $\mathbf{p}^{m_i}$  is calculated by  $f_{m_i}$ , while  $\mathbf{p}^{mix}$  is calculated by  $f_{mix}$ . Figure 4 shows that the values of  $\delta$  are concentrated around zero, i.e.,  $\mathbb{P}_{m_1}(\mathbf{y}|\mathbf{X}), \mathbb{P}_{m_2}(\mathbf{y}|\mathbf{X}), \dots, \mathbb{P}_{m_M}(\mathbf{y}|\mathbf{X})$  and  $\mathbb{P}_{mix}(\mathbf{y}|\mathbf{X})$  are likely to have similar forms. This constitutes the cornerstone of unsupervised domain adaptation [42, 3, 16] for cross-LLM NFP.

## 5.2 Unsupervised Domain Adaptation for Cross-LLM FacLens

Since  $P_{m_i}(\mathbf{X}) \neq P_{m_j}(\mathbf{X})$  and  $P_{m_i}(\mathbf{y}|\mathbf{X}) \approx P_{m_j}(\mathbf{y}|\mathbf{X})$ , we formalize the transfer learning for cross-LLM FacLens on the question set  $\mathcal{Q}$  as a domain adaptation (DA) problem. The distribution shift between two individual data domains — a source domain  $D_S$  and a target domain  $D_T$ , is attributed to the difference of LLMs, i.e.,  $m_S \neq m_T$ . The source domain has labeled training data  $\{(\langle m_S, q_i \rangle, y_i^S)\}_{q_i \in \mathcal{Q}_{train}}$ , while the target domain has no label information. Our goal is to learn a unified FacLens for the two domains, leveraging knowledge learned in  $D_S$  to improve NFP in  $D_T$ .

We adopt the classic Maximum Mean Discrepancy (MMD) loss [11] to find a shared latent feature space for  $D_S$  and  $D_T$ . The MMD loss measures the distribution shift by computing the distribution distance in the Reproducing kernel Hilbert space (RKHS) [32]. Specifically, we optimize  $g_{enc}$  by minimizing the following MMD loss to encourage domain-invariant representations,

$$\mathcal{L}_{\text{MMD}}(Z^S, Z^T) = \frac{1}{N_S^2} \sum_{i=1}^{N_S} \sum_{j=1}^{N_S} k(\mathbf{z}_i^S, \mathbf{z}_j^S) + \frac{1}{N_T^2} \sum_{i=1}^{N_T} \sum_{j=1}^{N_T} k(\mathbf{z}_i^T, \mathbf{z}_j^T) - \frac{2}{N_S N_T} \sum_{i=1}^{N_S} \sum_{j=1}^{N_T} k(\mathbf{z}_i^S, \mathbf{z}_j^T) \quad (5)$$

where  $\mathbf{z}_i^S = f_{enc}(\mathbf{x}_i^S)$ ,  $\mathbf{z}_j^T = f_{enc}(\mathbf{x}_j^T)$ ,  $N_S = N_T = |\mathcal{Q}_{train}|$  is the number of questions for training, the  $\ell$ -th layer is set to the middle layer, and  $k(\cdot)$  denotes a kernel function.

Meanwhile, we utilize the labeled data in  $D_S$  to optimize  $g_{enc}$  and  $g_{clf}$  with the CE loss,

$$\mathcal{L}_{\text{DA}}(D_S, D_T) = \mathcal{L}_{\text{MMD}}(Z^S, Z^T) + \frac{1}{N_S} \sum_{i=1}^{N_S} \mathcal{L}_{\text{CE}}(g_{clf}(\mathbf{z}_i^S), y_i^S) \quad (6)$$

Notably, LLMs could have distinct hidden dimensions, so we introduce a linear layer to reshape the lower-dimensional hidden states to match the dimension of the other LLM. We demonstrate that FacLens can transfer across LLMs of distinct hidden dimensions in Appendix I.

## 5.3 Question-Aligned Mini-Batch Training for Cross-LLM FacLens

MMD loss involves multiplications of feature matrices, which can result in out-of-memory issues on GPUs if there are a large number of training instances. Therefore, we adopt mini-batch training for cross-LLM FacLens. Conventionally, in each mini-batch, we randomly sample a batch of questions  $\bar{\mathcal{Q}}_{batch}$  and another batch of questions  $\tilde{\mathcal{Q}}_{batch}$  from  $\mathcal{Q}_{train}$  for the two domains, respectively.

In fact,  $P(\mathbf{X})$  is associated with two factors: the LLM and the distribution of questions. Therefore, to better estimate the distance between  $P_S(\mathbf{X})$  and  $P_T(\mathbf{X})$  induced by different LLMs, we use the same batch of questions for  $D_S$  and  $D_T$ , named question-aligned mini-batch training. In other words, based on the question-aligned strategy, we have,

$$\|d(P_S(\mathbf{X}), P_T(\mathbf{X})) - d(\bar{P}_S(\mathbf{X}), \bar{P}_T(\mathbf{X}))\| < \|d(P_S(\mathbf{X}), P_T(\mathbf{X})) - d(\bar{P}_S(\mathbf{X}), \tilde{P}_T(\mathbf{X}))\| \quad (7)$$

where  $d(\cdot)$  denotes the distance between two distributions,  $\bar{P}(\mathbf{X})$  and  $\tilde{P}(\mathbf{X})$  denote the distributions that the hidden representations of  $\bar{\mathcal{Q}}_{batch}$  and  $\tilde{\mathcal{Q}}_{batch}$  should follow, respectively.

## 5.4 Experimental Insights

**Insight 1: Hidden question representations sourced from different LLMs are demonstrated to share similar patterns for NFP.** As reported in Figure 5, FacLens is transferable across LLMs



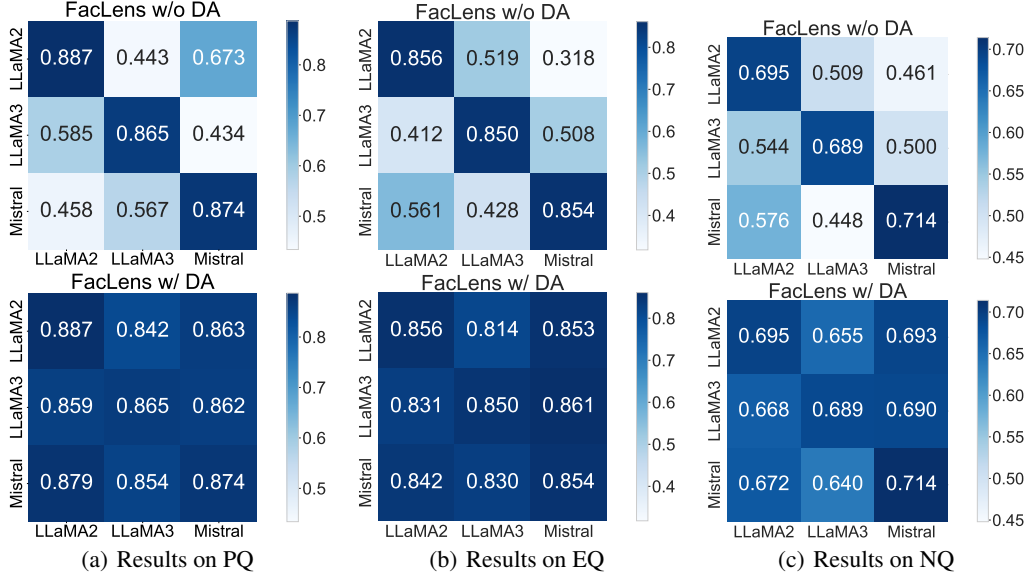


Figure 5: Evaluation of cross-LLM FacLens before and after domain adaptation (AUC). In each heatmap, the element in the  $i$ -th row and  $j$ -th column corresponds to the  $i$ -th source domain and the  $j$ -th target domain.

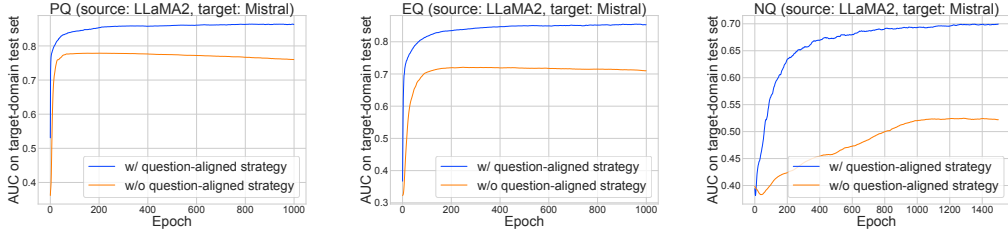


Figure 6: Evaluation of the question-aligned mini-batch training strategy. The similar trends appear on other pairs of source and target domains.

via domain adaptation. Given an LLM, we train FacLens on the training data of the corresponding domain and directly test the trained FacLens on the test data of another domain. The results in the upper part of Figure 5 are unsatisfactory. After domain adaptation, the cross-LLM FacLens can well adapt to the target domain, as depicted in the lower part of Figure 5. Furthermore, we discuss the choice of the kernel function in Appendix H, and find that linear kernel performs better than the popular Gaussian kernel, indicating that features extracted by  $g_{enc}$  are inherently discriminative.

**Insight 2: Question-aligned mini-batch training is quite necessary for cross-LLM FacLens training.** As shown in Figure 6, our question-aligned strategy for mini-batch training significantly enhances the performance of cross-LLM FacLens, demonstrating its efficacy in estimating the distance between marginal distributions of source and target domains within randomly sampled mini-batches. Particularly on the more diverse NQ question set where  $\mathcal{Q}_{batch}$  and  $\tilde{\mathcal{Q}}_{batch}$  tend to exhibit more dissimilar distributions, integrating the question-aligned strategy fosters the training process more.

## 6 Conclusion

In this paper, we demonstrate that hidden representations of input questions contain valuable information for identifying potential non-factual responses, and discover that similar patterns for NFP are shared by hidden question representations sourced from different LLMs. Moreover, we conduct extensive analysis to show how to better use the hidden question representations to enable efficient and transferable NFP. We hope this paper could inspire future studies on improving NFP of LLMs.

## References

- [1] Amos Azaria and Tom M. Mitchell. The internal state of an LLM knows when it’s lying. In Houda Bouamor, Juan Pino, and Kalika Bali, editors, *Findings of EMNLP*, pages 967–976, 2023.
- [2] Jeanine Banks and Tris Warkentin. Gemma: Introducing new state-of-the-art open models, 2024.
- [3] Shai Ben-David, John Blitzer, Koby Crammer, and Fernando Pereira. Analysis of representations for domain adaptation. In *NeurIPS*, pages 137–144, 2006.
- [4] Kaidi Cao, Maria Brbic, and Jure Leskovec. Open-world semi-supervised learning. In *ICLR*, 2022.
- [5] Neeloy Chakraborty, Melkior Ornik, and Katherine Rose Driggs-Campbell. Hallucination detection in foundation models for decision-making: A flexible definition and review of the state of the art. *CoRR*, abs/2403.16527, 2024.
- [6] Chao Chen, Kai Liu, Ze Chen, Yi Gu, Yue Wu, Mingyuan Tao, Zhihang Fu, and Jieping Ye. INSIDE: LLMs’ internal states retain the power of hallucination detection. In *ICLR*, 2024.
- [7] Jifan Chen, Grace Kim, Aniruddh Sriram, Greg Durrett, and Eunsol Choi. Complex claim verification with evidence retrieved in the wild. *CoRR*, abs/2305.11859, 2023.
- [8] Tianyu Cui, Yanling Wang, Chuanpu Fu, Yong Xiao, Sijia Li, Xinhao Deng, Yunpeng Liu, Qinglin Zhang, Ziyi Qiu, Peiyang Li, Zhixing Tan, Junwu Xiong, Xinyu Kong, Zujie Wen, Ke Xu, and Qi Li. Risk taxonomy, mitigation, and assessment benchmarks of large language model systems. *CoRR*, abs/2401.05778, 2024.
- [9] Mohamed Elaraby, Mengyin Lu, Jacob Dunn, Xueying Zhang, Yu Wang, and Shizhu Liu. Halo: Estimation and reduction of hallucinations in open-source weak large language models. *CoRR*, abs/2308.11764, 2023.
- [10] Boris A Galitsky. Truth-o-meter: Collaborating with llm in fighting its hallucinations. 2023.
- [11] Arthur Gretton, Karsten M. Borgwardt, Malte J. Rasch, Bernhard Schölkopf, and Alexander J. Smola. A kernel two-sample test. *J. Mach. Learn. Res.*, 13:723–773, 2012.
- [12] Stanford NLP Group. Stanza – a python nlp package for many human languages. <https://stanfordnlp.github.io/stanza/>, 2020.
- [13] Lei Huang, Weijiang Yu, Weitao Ma, Weihong Zhong, Zhangyin Feng, Haotian Wang, Qianglong Chen, Weihua Peng, Xiaocheng Feng, Bing Qin, and Ting Liu. A survey on hallucination in large language models: Principles, taxonomy, challenges, and open questions. *CoRR*, abs/2311.05232, 2023.
- [14] Albert Q. Jiang, Alexandre Sablayrolles, Arthur Mensch, Chris Bamford, Devendra Singh Chaplot, Diego de Las Casas, Florian Bressand, Gianna Lengyel, Guillaume Lample, Lucile Saulnier, L  lio Renard Lavaud, Marie-Anne Lachaux, Pierre Stock, Teven Le Scao, Thibaut Lavril, Thomas Wang, Timoth  e Lacroix, and William El Sayed. Mistral 7b. *CoRR*, abs/2310.06825, 2023.
- [15] Saurav Kadavath, Tom Conerly, Amanda Askell, Tom Henighan, Dawn Drain, Ethan Perez, Nicholas Schiefer, Zac Hatfield-Dodds, Nova DasSarma, Eli Tran-Johnson, Scott Johnston, Sheer El Showk, Andy Jones, Nelson Elhage, Tristan Hume, Anna Chen, Yuntao Bai, Sam Bowman, Stanislaw Fort, Deep Ganguli, Danny Hernandez, Josh Jacobson, Jackson Kernion, Shauna Kravec, Liane Lovitt, Kamal Ndousse, Catherine Olsson, Sam Ringer, Dario Amodei, Tom Brown, Jack Clark, Nicholas Joseph, Ben Mann, Sam McCandlish, Chris Olah, and Jared Kaplan. Language models (mostly) know what they know. *CoRR*, abs/2207.05221, 2022.
- [16] Wouter M. Kouw and Marco Loog. A review of domain adaptation without target labels. *IEEE Trans. Pattern Anal. Mach. Intell.*, 43(3):766–785, 2021.
- [17] Tom Kwiatkowski, Jennimaria Palomaki, Olivia Redfield, Michael Collins, Ankur P. Parikh, Chris Alberti, Danielle Epstein, Illia Polosukhin, Jacob Devlin, Kenton Lee, Kristina Toutanova, Llion Jones, Matthew Kelcey, Ming-Wei Chang, Andrew M. Dai, Jakob Uszkoreit, Quoc Le, and Slav Petrov. Natural questions: a benchmark for question answering research. *Trans. Assoc. Comput. Linguistics*, 7:452–466, 2019.

- [18] Yuxin Liang, Zhuoyang Song, Hao Wang, and Jiaxing Zhang. Learning to trust your feelings: Leveraging self-awareness in llms for hallucination mitigation. *CoRR*, abs/2401.15449, 2024.
- [19] Xiaofeng Liu, Chae Hwa Yoo, Fangxu Xing, Hyejin Oh, Georges El Fakhri, Je-Won Kang, and Jonghye Woo. Deep unsupervised domain adaptation: A review of recent advances and perspectives. *CoRR*, abs/2208.07422, 2022.
- [20] Junyu Luo, Cao Xiao, and Fenglong Ma. Zero-resource hallucination prevention for large language models. *CoRR*, abs/2309.02654, 2023.
- [21] Alex Mallen, Akari Asai, Victor Zhong, Rajarshi Das, Daniel Khashabi, and Hannaneh Hajishirzi. When not to trust language models: Investigating effectiveness of parametric and non-parametric memories. In *ACL*, pages 9802–9822, 2023.
- [22] Potsawee Manakul, Adian Liusie, and Mark J. F. Gales. Selfcheckgpt: Zero-resource black-box hallucination detection for generative large language models. In Houda Bouamor, Juan Pino, and Kalika Bali, editors, *EMNLP*, pages 9004–9017, 2023.
- [23] Meta. Introducing meta llama 3: The most capable openly available llm to date. <https://ai.meta.com/blog/meta-llama-3/>, 2024.
- [24] Michael B Miller, Christa-Lynn Donovan, Craig M Bennett, Elissa M Aminoff, and Richard E Mayer. Individual differences in cognitive style and strategy predict similarities in the patterns of brain activity between individuals. *Neuroimage*, 59(1):83–93, 2012.
- [25] Sewon Min, Kalpesh Krishna, Xinxu Lyu, Mike Lewis, Wen-tau Yih, Pang Wei Koh, Mohit Iyyer, Luke Zettlemoyer, and Hannaneh Hajishirzi. Factscore: Fine-grained atomic evaluation of factual precision in long form text generation. *CoRR*, abs/2305.14251, 2023.
- [26] Sewon Min, Kalpesh Krishna, Xinxu Lyu, Mike Lewis, Wen-tau Yih, Pang Wei Koh, Mohit Iyyer, Luke Zettlemoyer, and Hannaneh Hajishirzi. Factscore: Fine-grained atomic evaluation of factual precision in long form text generation. In *EMNLP*, pages 12076–12100, 2023.
- [27] Jose G. Moreno-Torres, Troy Raeder, Rocío Alaíz-Rodríguez, Nitesh V. Chawla, and Francisco Herrera. A unifying view on dataset shift in classification. *Pattern Recognit.*, 45(1):521–530, 2012.
- [28] OpenAI. GPT-4 technical report. *CoRR*, abs/2303.08774, 2023.
- [29] Mamshad Nayeem Rizve, Navid Kardan, Salman Khan, Fahad Shahbaz Khan, and Mubarak Shah. Openltn: Learning to discover novel classes for open-world semi-supervised learning. In *ECCV*, volume 13691, pages 382–401, 2022.
- [30] PE Roland and L Friberg. Localization of cortical areas activated by thinking. *Journal of neurophysiology*, 53(5):1219–1243, 1985.
- [31] Christopher Sciavolino, Zexuan Zhong, Jinhyuk Lee, and Danqi Chen. Simple entity-centric questions challenge dense retrievers. In *EMNLP*, pages 6138–6148, 2021.
- [32] Alexander J. Smola, Arthur Gretton, Le Song, and Bernhard Schölkopf. A hilbert space embedding for distributions. In *ALT*, volume 4754 of *Lecture Notes in Computer Science*, pages 13–31, 2007.
- [33] Weihang Su, Changyue Wang, Qingyao Ai, Yiran HU, Zhijing Wu, Yujia Zhou, and Yiqun Liu. Unsupervised real-time hallucination detection based on the internal states of large language models, 2024.
- [34] Yiyun Sun and Yixuan Li. Opencon: Open-world contrastive learning. *Trans. Mach. Learn. Res.*, 2023, 2023.
- [35] Hugo Touvron, Louis Martin, Kevin Stone, Peter Albert, Amjad Almahairi, Yasmine Babaei, Nikolay Bashlykov, Soumya Batra, Prajjwal Bhargava, Shruti Bhosale, Dan Bikel, Lukas Blecher, Cristian Canton-Ferrer, Moya Chen, Guillem Cucurull, David Esiobu, Jude Fernandes, Jeremy Fu, Wenyin Fu, Brian Fuller, Cynthia Gao, Vedanuj Goswami, Naman Goyal, Anthony Hartshorn, Saghar Hosseini, Rui Hou, Hakan Inan, Marcin Kardas, Viktor Kerkez, Madian Khabsa, Isabel Kloumann, Artem Korenev, Punit Singh Koura, Marie-Anne Lachaux, Thibaut Lavril, Jenya Lee, Diana Liskovich, Yinghai Lu, Yuning Mao, Xavier Martinet, Todor Mihaylov, Pushkar Mishra, Igor Molybog, Yixin Nie, Andrew Poulton, Jeremy Reizenstein, Rashi Rungta, Kalyan Saladi, Alan Schelten, Ruan Silva, Eric Michael Smith, Ranjan Subramanian, Xiaoqing Ellen Tan, Binh Tang, Ross Taylor, Adina Williams, Jian Xiang Kuan, Puxin Xu, Zheng

- Yan, Iliyan Zarov, Yuchen Zhang, Angela Fan, Melanie Kambadur, Sharan Narang, Aurélien Rodriguez, Robert Stojnic, Sergey Edunov, and Thomas Scialom. Llama 2: Open foundation and fine-tuned chat models. *CoRR*, abs/2307.09288, 2023.
- [36] Sagar Vaze, Kai Hant, Andrea Vedaldi, and Andrew Zisserman. Generalized category discovery. In *CVPR*, pages 7482–7491, 2022.
- [37] Cunxiang Wang, Xiaoze Liu, Yuanhao Yue, Xiangru Tang, Tianhang Zhang, Cheng Jiayang, Yunzhi Yao, Wenyang Gao, Xuming Hu, Zehan Qi, Yidong Wang, Linyi Yang, Jindong Wang, Xing Xie, Zheng Zhang, and Yue Zhang. Survey on factuality in large language models: Knowledge, retrieval and domain-specificity. *CoRR*, abs/2310.07521, 2023.
- [38] Yanling Wang, Jing Zhang, Lingxi Zhang, Lixin Liu, Yuxiao Dong, Cuiping Li, Hong Chen, and Hongzhi Yin. Open-world semi-supervised learning for node classification. In *ICDE*, pages 2723–2736, 2024.
- [39] Xin Wen, Bingchen Zhao, and Xiaojuan Qi. Parametric classification for generalized category discovery: A baseline study. In *ICCV*, pages 16544–16554, 2023.
- [40] Haoran Yang, Yumeng Zhang, Jiaqi Xu, Hongyuan Lu, Pheng-Ann Heng, and Wai Lam. Unveiling the generalization power of fine-tuned large language models. *CoRR*, abs/2403.09162, 2024.
- [41] Yue Zhang, Yafu Li, Leyang Cui, Deng Cai, Lemao Liu, Tingchen Fu, Xinting Huang, Enbo Zhao, Yu Zhang, Yulong Chen, et al. Siren’s song in the ai ocean: A survey on hallucination in large language models. *CoRR*, abs/2309.01219, 2023.
- [42] Fuzhen Zhuang, Zhiyuan Qi, Keyu Duan, Dongbo Xi, Yongchun Zhu, Hengshu Zhu, Hui Xiong, and Qing He. A comprehensive survey on transfer learning. *Proc. IEEE*, 109(1):43–76, 2021.

Table 3: Positive and negative sample ratios in different NFP datasets (%). A NFP dataset is built based on an LLM and a QA dataset. A positive sample indicates the LLM  $m$  cannot provide the queried facts in response to the question  $q$ , whereas a negative sample indicates the LLM  $m$  can provide the queried facts in response to the question  $q$ .

	PQ		EQ		NQ	
	Pos	Neg (factual)	Pos	Neg (factual)	Pos	Neg (factual)
LLaMA2-7B-Chat	74.9	25.1	70.3	29.7	57.2	42.8
LLaMA3-8B-Instruct	65.5	34.5	61.6	38.4	48.2	51.8
Mistral-7B-Instruct-v0.2	73.0	27.0	68.2	31.8	55.5	44.5

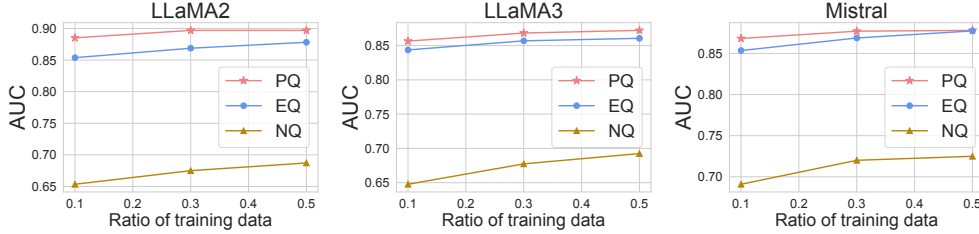


Figure 7: Evaluation of FacLens under different sizes of training data.

## A Statistics of QA Datasets

PQ initially contains 14,267 questions. After eliminating duplicates and remove some special questions (see Section 4.1), 11,360 unique questions are remained. EQ contains 100K questions. We randomly sample 7,200 questions from EQ, ensuring uniform coverage across all question topics. After eliminating duplicates and removing special questions, we retain 7,159 questions from EQ. The full NQ dataset is 42Gb, so we download a simplified development set of NQ. In this paper, we focus on the case of short answers, thus we select questions whose answers are comprised of 30 characters or less. Consequently, our dataset comprises 1,244 questions sourced from NQ. Table 3 shows the positive and negative sample ratios in different NFP datasets.

## B Investigation of Data Size for Training FacLens

For each NFP dataset, we randomly select 40% samples for testing, 10% samples for validation, and use the remaining samples for training. We vary the ratio of training data from 10% to 50%, and evaluate the performance of FacLens under different sizes of training data. As expected, the more training data, the better the FacLens performs, showing in Figure 7. On PQ and EQ, FacLens already derives good performance even using 10% samples for training, and increasing the amount of training data does not bring significant performance improvements. On the NQ whose training and testing questions have less overlapped topics, augmenting limited training data is insufficient for improving the performance of FacLens. Thus, dealing with diverse questions whose topics are rarely seen in the training data is an important future work.

## C Perplexity (PPL) on an Input Question

Since a low PPL value suggests that the language model has likely learned relevant texts, this work considers PPL as a non-factuality predictor. If the value of PPL exceeds a certain threshold, we predict  $y = 1$ . Formally, PPL on a question calculated in the  $\ell$ -th layer is formulated as,

$$\text{PPL} = f_{W_U}(m_{\leq \ell}, q) = \exp \left( \frac{1}{|q|} \sum_{v_k \in q} -\log(p_\ell(v_k | v_{< k})) \right), p_\ell(v_k | v_{< k}) = \text{Softmax}(m_{\leq \ell}(v_{< k}) W_U)_{v_k} \quad (8)$$

where  $W_U$  is the pre-trained unembedding matrix of  $m$  that converts the hidden states into distributions over the vocabulary. We extend the calculation of PPL to be conducted in each layer to obtain multiple PPL values for a text, and determine the layer based on the performance on labeled data.

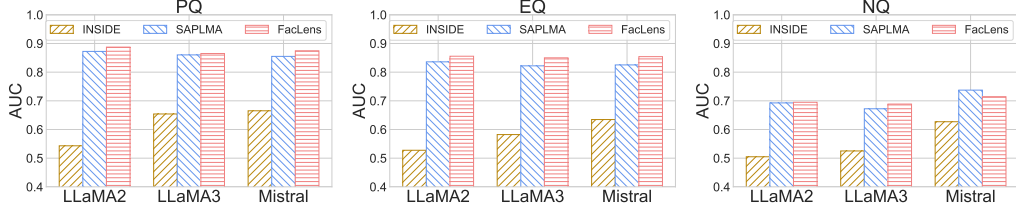


Figure 8: Comparison between FacLens and hidden states-based NFD methods.

## D Hyper-Parameter Settings

Our experiments are conducted based on 4 \* 80G A800 GPUs. We implement the encoder  $g_{enc}$  of FacLens by a 3-layer MLP, setting the dimension of each MLP layer to 256. We use the Adam optimizer with weight decay  $1e-4$ . The hyper-parameters determined on the validation set include: the training epochs (set the maximum epochs to 100), the learning rate  $\in \{1e-3, 1e-4\}$  for single-LLM FacLens. Considering that the training questions from NQ is relatively small, we set the learning rate of FacLens to  $1e-4$  on NFP datasets derived from NQ. The default learning rate of cross-LLM FacLens is set to  $1e-5$ . Due to the memory limitation, we minimize the MMD loss via mini-batch training with batch size of 64.

In terms of baselines, we adopt hyper-parameter settings recommended by their authors. Since we extend PPL to be calculated in each hidden layer, we determine the specific layer according to PPL’s performance on the labeled data. We introduce the Prompting-based method, which encourages an LLM to answer whether it knows the factual responses via prompt “Question: {question}\nCan you provide a factual response to the above question? If you can, please reply yes or Yes. If you can not, please reply no or No.\nAnswer: {label}\n”. The probabilities of predicting tokens “yes”, “Yes”, “no” and “No” are normalized for prediction. For the Self-Evaluation (Fully SFT), we train the model on 4\*80G A800 GPUs, with learning rate of  $1e-6$ , batch size of 32, and we also determine the training epochs based on the performance on the validation set. Self-Evaluation (Fully SFT) needs to fully finetune an LLM. Therefore, to mitigate overfitting, the learning rate scheduler employs a cosine decay strategy with 5% of the training steps dedicated to linear warm-up. Additionally, the final learning rate is set to one-tenth of its initial value.

## E Comparison with Hidden States-Based NFD Methods

We compare FacLens with SAPLMA [1] and INSIDE [6], two typical hidden states-based NFD methods that work in the post-hoc manner. INSIDE is built based on the consistency assumption, i.e., if an LLM can factually answer the given question, it will generate multiple consistent responses. However, for the instruction fine-tuned LLMs, it tends to respond “I apologize, but I don’t have information on ...” to the question it cannot factually answer. Therefore, the consistency assumption will mislead INSIDE to perform poorly as shown in Figure 8. In contrast, SAPLMA and FacLens exhibit competitive performance. Similar to FacLens, we find SAPLMA also prefers hidden states at the middle layer. Therefore, we set both FacLens and SAPLMA to use the hidden states from the middle layer. We observe that FacLens outperforms SAPLMA on most of the NFP datasets. That is because the response generated by the LLM could contain some interference information, and thus the corresponding hidden states may be sub-optimal for NFD. For example, when presented with the question “What is the occupation of Taylor Swift?”, an LLM responds with “Taylor Swift is an American singer-songwriter and pop culture icon, born on June 13, 1989,” which correctly answers the question but contains misinformation regarding the singer’s date of birth. In a nutshell, FacLens stands out as a good choice, even when compared to the hidden states-based post-hoc methods.

## F Performance Boundary of FacLens

In Table 1, we observe that FacLens performs better on PQ and EQ than on NQ. Notably, in Table 1, the three question sets have the different sizes of training sets, different sizes of validation sets, and different sizes of testing sets. Hence, in order to strictly demonstrate that FacLens performs better on

Table 4: Evaluation of FacLens keeping the size of training/validation/testing questions the same across different question sets (AUC %).

	LLaMA2			LLaMA3			Mistral		
	PQ	EQ	NQ	PQ	EQ	NQ	PQ	EQ	NQ
FacLens	85.1	83.8	66.0	86.5	80.0	67.4	88.7	83.0	70.4

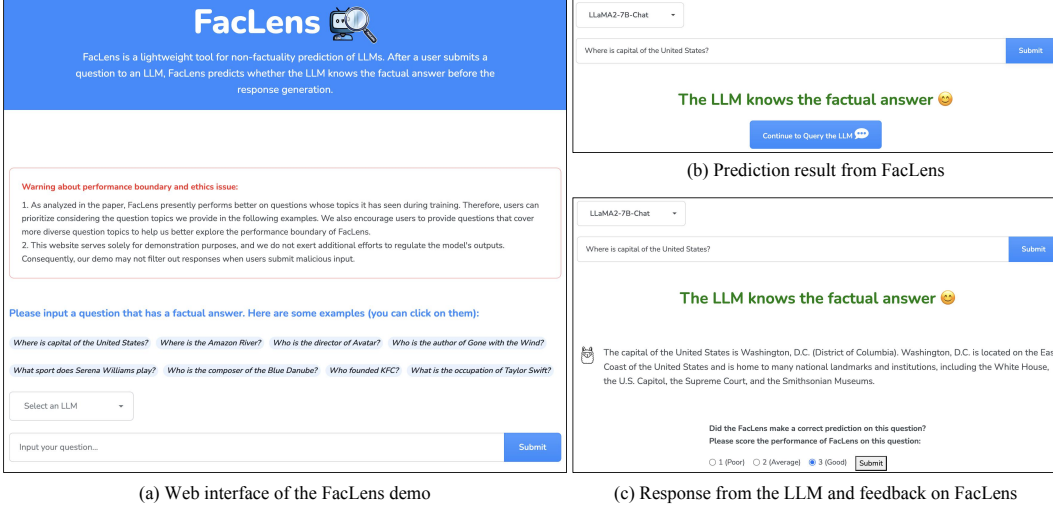


Figure 9: Display of FacLens prediction results in the demo.

PQ and EQ, we set PQ, EQ, and NQ to have the same training data size (300), the same validation data size (100), and the same testing data size (600). From Table 4, we still observe that FacLens performs better on PQ and EQ than on NQ.

## G Demo & Case Study

**Web Interface of the Demo.** We have implemented a demo of FacLens, whose web interface is shown in Figure 9. In the demo, a user can choose a specific LLM, and then enters a question in the text box. After submitting the question, the demo will return whether the LLM knows the factual answer. Then the user can decide whether to call the LLM to generate the response. If the user decides to query the LLM, the demo will provide the response generated by the LLM. According to the prediction of FacLens and the LLM’s response, the user can score the performance of FacLens.

**FacLens in the Demo.** Taking LLaMA2-7B-Chat (abbreviated as LLaMA2) as the example, we integrate its NFP datasets, i.e., LLaMA2-PQ, LLaMA2-EQ, and LLaMA2-NQ, to train a FacLens. Specifically, we randomly sample 80% instances for training, and use the remaining 20% instances for validation. We set the learning rate to  $1e-3$ , and determine the training epochs according to the performance on the validation set. On the validation set, we use FacLens to predict the probability  $\mathbf{p}(y = 1|\mathbf{x})$  for each instance. Then we calculate the averaged probability  $\bar{\mathbf{p}}(y = 1|\mathbf{x})_{pos}$  based on positive instances in the validation set, as well as the averaged probability  $\bar{\mathbf{p}}(y = 1|\mathbf{x})_{neg}$  based on negative instances in the validation set.  $\bar{\mathbf{p}}(y = 1|\mathbf{x})_{pos}$  and  $\bar{\mathbf{p}}(y = 1|\mathbf{x})_{neg}$  are used as the thresholds for predicting whether the LLM knows the factual answers. Clearly, given a question, FacLens predicts the probability of LLaMA2 generating non-factual responses. If the probability is larger than  $\bar{\mathbf{p}}(y = 1|\mathbf{x})_{pos}$ , the demo outputs “The LLM doesn’t know the factual answer”; If the probability is smaller than  $\bar{\mathbf{p}}(y = 1|\mathbf{x})_{neg}$ , the demo outputs “The LLM knows the factual answer”; otherwise, the demo outputs “I am not sure if the LLM knows the factual answer”. Similarly, we train FacLens for LLaMA3-8B-Instruct and Mistral-7B-Instruct-v0.2, respectively.

**Case Study and Future Work.** Taking LLaMA2-7B-Chat as the example, we show some good cases and bad cases in Table 5 and Table 6, respectively. We observe that FacLens could mistakenly

think the LLM knows the factual answers to the following kinds of factual questions: (1) questions involving time information, and (2) questions involving some reasoning. When LLMs deal with questions involving time information, they rely on learned knowledge available up to their training cutoff date. This limitation, along with the recurrence of similar events, could affect the judgment of FacLens. When LLMs deal with reasoning problems, they usually require several reasoning steps, and thus the NFP patterns may differ from that of general factual questions. We intend to explore the above problems in the future work.

Table 5: Good case examples. The blue text indicates that the LLM does not know the factual answer.

Question	Prediction from FacLens	Main Response from the LLM
Who was the screenwriter for The Toy?	The LLM doesn't know.	The screenwriter for the 1982 film "The Toy" is: * <a href="#">Tom Mankiewicz</a>
Who is the director of TV series The Happy Family?	The LLM doesn't know.	I apologize, but <a href="#">I don't have access to information on the director of a specific TV series called "The Happy Family."</a>
Who wrote the lyrics for the song I Can Do It With A Broken Heart?	The LLM doesn't know.	I apologize, but <a href="#">I don't have access to the lyrics of the song "I Can Do It With A Broken Heart"</a> as it may be a private or unreleased song.
Who founded Dicos?	The LLM doesn't know.	I apologize, but <a href="#">I couldn't find any information on a company called "Dicos."</a>
Where is capital of the United States?	The LLM knows.	The capital of the United States is Washington, D.C.
Who is the director of Mulan (1998 film)?	The LLM knows.	The director of the 1998 film "Mulan" is Barry Cook and Tony Bancroft.
Who founded KFC?	The LLM knows.	KFC, or Kentucky Fried Chicken, was founded by Colonel Harland Sanders.
Which is heavier, an elephant or a sheep?	The LLM knows.	An elephant is heavier than a sheep.



Table 6: Bad case examples. The blue text indicates that the LLM does not know the factual answer.

Question	Prediction from FacLens	Main Response from the LLM
What is Taylor Swift's latest album?	The LLM knows.	Taylor Swift's latest album is "Lover".
By 2024, how many Grammy Awards has Taylor Swift won?	The LLM knows.	As of the 2024 Grammy Awards, Taylor Swift has won a total of 10 Grammy Awards throughout her career.
Who scored more goals in 2020 in the clubs, Messi or Ronaldo?	The LLM knows.	In 2020, Lionel Messi scored more goals than Cristiano Ronaldo in club football.
Which team won the women's volleyball championship at the 2004 Athens Olympics?	The LLM knows.	The United States women's volleyball team won the gold medal at the 2004 Athens Olympics.
How many days are there in 2024?	The LLM knows.	There are 365 days in the year 2024.
Who are prime numbers 2 or 6?	The LLM knows.	2 and 6 are not prime numbers.
If a frog gets injured and loses one of its legs, how many legs does the frog still have?	The LLM knows.	If a frog gets injured and loses one of its legs, the frog still has 2 legs.
If the diameter of a circle is equal to the side length of a square, which has the greater area: the circle or the square?	The LLM knows.	If the diameter of a circle is equal to the side length of a square, then the area of the circle is greater than the area of the square.

## H Kernel Selection for MMD Loss

In the MMD loss, the data features are mapped into a Reproducing kernel Hilbert space (RKHS) determined by a kernel function. Then distribution shift between different data domains is measured within the RKHS. Here, we evaluate two commonly employed kernel functions: the linear kernel and the Gaussian kernel [11] (also known as the Radial Basis Function, RBF). As depicted in Figure 10, the linear kernel tends to perform better. This suggests that the features extracted by  $g_{enc}$  for NFP tasks are already inherently discriminative.

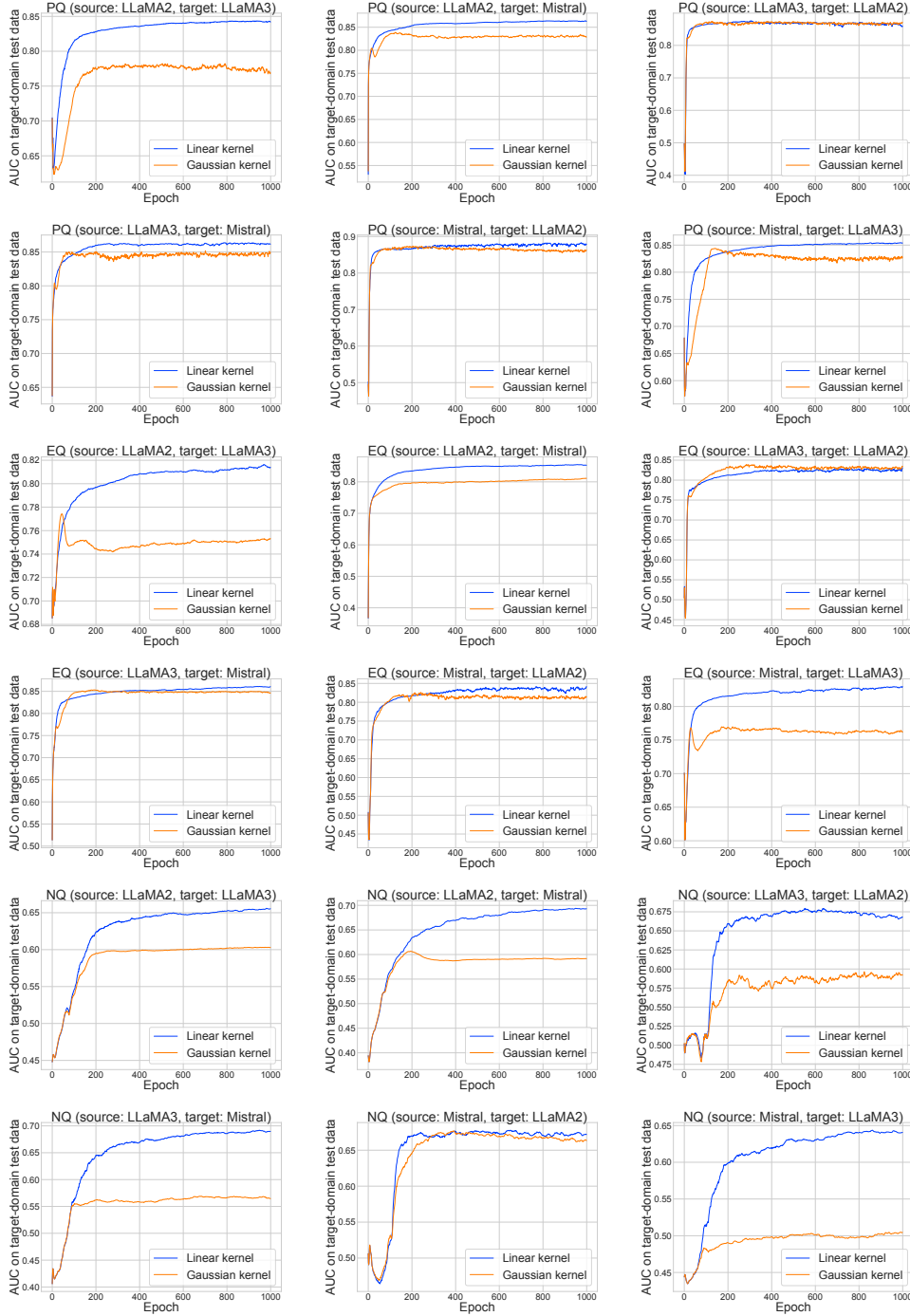


Figure 10: Evaluation of kernels used by MMD loss for training cross-LLM FacLens.

## I Transferability of FacLens Across LLMs of Distinct Hidden Dimensions

Here we consider Gemma-7B-it [2], an LLM with different hidden dimensions from LLaMA2-7B-Chat, LLaMA3-8B-Instruct, and Mistral-7B-Instruct-v0.2. The hidden dimension of Gemma-7B-it is 3072, while the hidden dimension of LLaMA2-7B-Chat, LLaMA3-8B-Instruct, and Mistral-7B-Instruct-v0.2 is 4096. A FacLens specially trained for the source-domain LLM cannot be directly used for a target-domain LLM whose hidden dimension is distinct from that of the source-domain LLM. Hence we introduce a linear layer to reshape the lower-dimensional hidden states to match the dimension of the other LLM, and still adopt Eq. 6 to conduct domain adaptation. In Figure 11, we can see that although two LLMs have different hidden dimensions, the cross-LLM FacLens works well.

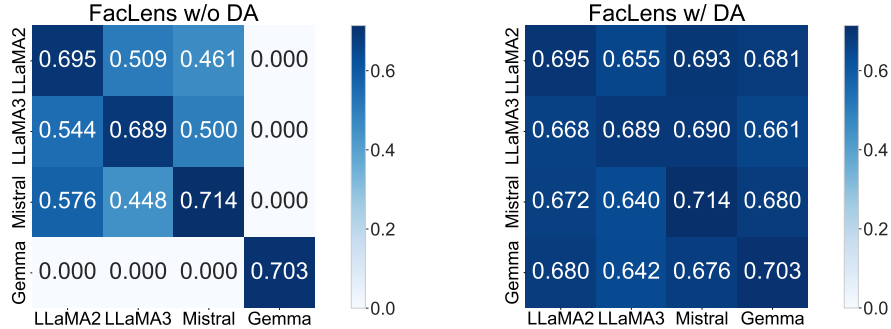


Figure 11: Evaluation of cross-LLM FacLens on LLMs with different hidden dimensions. The questions are from NQ. We follow Section 4.1 to construct the NFP datasets.

## J Limitations and Future Work

This paper aims to explore whether we can utilize a lightweight probe to elicit “whether an LLM knows” (i.e. NFP) from the hidden representations of questions. Through extensive experimental analysis, we demonstrate that the hidden representations of questions indeed contain valuable patterns for NFP tasks, and such patterns are transferable across domains corresponding to different LLMs. Besides, as analyzed in Section 4.4, we also find that the non-factuality probe performs better on questions whose topics have been seen during training, indicating that open-world learning is worth studying for the NFP problem to enhance the probe’s generalization ability on various question topics. We consider this an important future research direction.

As NFP is a class-imbalanced classification task, it is not easy to determine the probability score threshold for predicting whether an LLM will generate a non-factual response. In Appendix G, we provide a method for setting this threshold and derive relatively good performance. However, it is important to note that our threshold-setting method is not optimal, and we recommend exploring better threshold-setting approaches in future research.

## K Impacts to Society

FacLens explores the non-factuality of LLMs. The primary objective of FacLens is inherently positive: it aims to assist people in better identifying non-factual information potentially generated by current LLMs and enhance users’ ability to better discern inaccurate information. Moreover, FacLens will not produce direct harmful or malicious content, further ensuring that its application remains beneficial.