

LLAMAFUZZ: Large Language Model Enhanced Greybox Fuzzing

Hongxiang Zhang*

hxxzhang@ucdavis.edu

University of California, Davis
Davis, California, USA

Yifeng He

University of California, Davis
Davis, California, USA

Yuyang Rong

University of California, Davis
Davis, California, USA

Hao Chen

University of California, Davis
Davis, California, USA

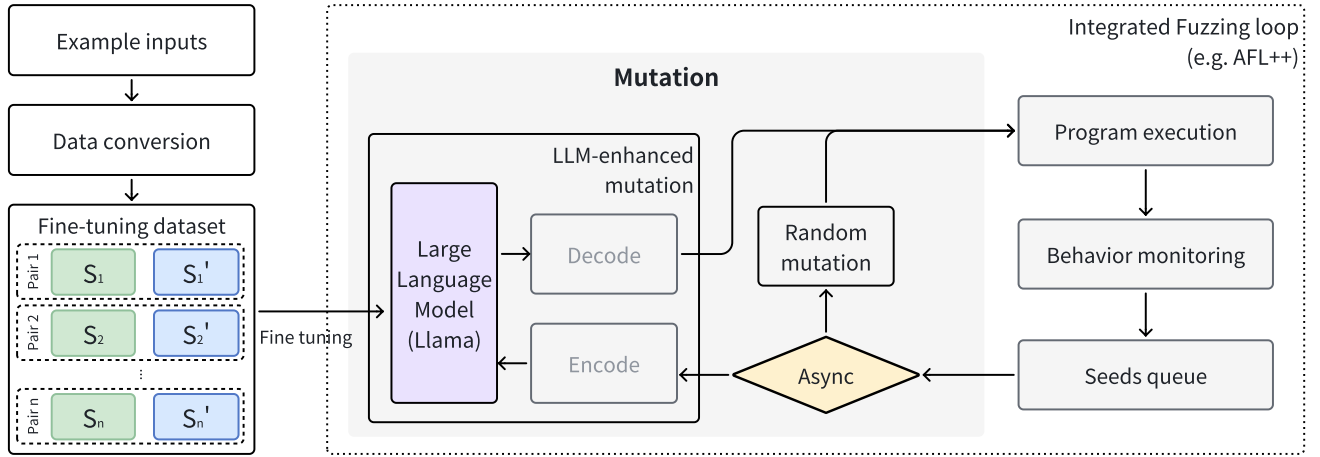


Figure 1: The overview of fuzzing with LLAMAFUZZ. Each data point in the fine-tuning dataset is represented as a pair (S_i, S_i') , which denotes a seed before and after a successful mutation. The mutation process within LLAMAFUZZ is dual-layered, featuring both traditional fuzzing mutations and LLM-based mutations. These two mutation processes are asynchronous. Four grey boxes (Execution, Behavior monitoring, Mutation, and Seeds queue) on the right represent the fuzzing loop.

ABSTRACT

Greybox fuzzing has achieved success in revealing bugs and vulnerabilities in programs. However, randomized mutation strategies have limited the fuzzer’s performance on structured data. Specialized fuzzers can handle complex structured data, but require additional efforts in grammar and suffer from low throughput.

In this paper, we explore the potential of utilizing the Large Language Model to enhance greybox fuzzing for structured data. We utilize the pre-trained knowledge of LLM about data conversion and format to generate new valid inputs. We further fine-tuned it with paired mutation seeds to learn structured format and mutation strategies effectively. Our LLM-based fuzzer, LLAMAFUZZ, integrates the power of LLM to understand and mutate structured data to fuzzing. We conduct experiments on the standard bug-based benchmark Magma and a wide variety of real-world programs. LLAMAFUZZ outperforms our top competitor by 41 bugs on average. We also identified 47 unique bugs across all trials. Moreover, LLAMAFUZZ demonstrated consistent performance on both bug trigger and bug reached. Compared to AFL++, LLAMAFUZZ achieved 27.19% more branches in real-world program sets on average. We also demonstrate a case study to explain how LLMs enhance the fuzzing process in terms of code coverage.

CCS CONCEPTS

• Security and privacy → Software security engineering; • Software and its engineering → Software testing and debugging.

KEYWORDS

Fuzzing, Large Language Mode, binary structured data

1 INTRODUCTION

Fuzz testing, also known as fuzzing, is an automated software testing technique that generates test seeds to discover vulnerabilities in the target programs or applications. In the past few years, greybox fuzzing has drawn much attention because of its effectiveness in discovering new vulnerabilities in many programs. As software systems continue to grow in complexity and evolve at an accelerated pace, the need for adapted test inputs has become increasingly important. Randomized mutation [9] has achieved a lot, but they reached a bottleneck in which traditional greybox fuzzers struggle to effectively generate structured data.

General-purpose greybox fuzzers employ bit-level mutation with high throughput. AFL++ [9], one of the state-of-the-art greybox

fuzzers, combines multiple mutation strategies and scheduling strategies, leading fuzzing to a new level. However, when dealing with applications that require structured input, blind random bit-level mutation can be problematic. Such mutations often disrupt the integrity of data formats, resulting in inefficient seeds. As a result, converging to a high and stable coverage to reach bugs takes a very long time.

Therefore, to speed up this process, honggfuzz [32] proposes to share the file corpus to enable fuzzer to run on multiprocess and multithreaded to improve the throughput to generate more test cases in a limited time. However, naively increasing the throughput and adding more random mutation strategies can create a bottleneck when mutating structured seeds because of the complex structure requirement. AFL++ and honggfuzz need an excessive number of attempts to mutate valid structured seed. On the other hand, using randomized strategies, fuzzers demonstrate unstable results. To mitigate such uncertainty, evaluating fuzz testing requires repeated trials for fair comparison. Nevertheless, real-world bugs are scarce, and even ten repeated trials cannot ensure bug detection.

While boosting throughput helps, it is not sufficient as fuzzers relying on randomness and coverage information lack structural awareness about the test seed. To generate valuable structured binary seeds, specialized fuzzers have been proposed using predefined grammars to create structured data. Gramatron [31] restructures the grammar to enable unbiased sampling from the input state space and permits more aggressive mutation operations. Gramatron combines Search-based Testing with Grammar-based fuzzing to co-evolve both aspects of test case generation. However, Gramatron requires additional specifications in pre-defined Chomsky Normal Form and Greibach Normal Form to construct grammar automata. Meanwhile, Gramatron focuses on JSON format. Another approach is using chunk-based mutator. WEIZZ [8] proposes a technique for automatically generating and mutating inputs for unknown chunk-based binary formats. Nevertheless, WEIZZ struggles to handle grammar-based formats such as JSON, XML, and programming languages.

Therefore, fuzzer developers face a trade-off between employing general-purpose fuzzers and specialized ones. General-purpose fuzzers, while versatile, often struggle with handling structured seeds effectively. On the other hand, specialized fuzzers can produce high-quality structured seeds, but this specialization can limit their flexibility and applicability. Additionally, the reliance on grammar rules for seed generation requires extensive domain knowledge, which can be a barrier to their widespread use. Thus, there is a need for a better approach that leverages the strengths of both generic and specialized fuzzers.

To tackle the aforementioned problems, we propose using Large Language Models (LLMs) to enhance the mutation process in fuzzing. Figure 1 provide an overview of LLAMAFUZZ architecture. By pre-training LLMs on diverse datasets, LLMs can learn intricate patterns for data conversion and data format information, which are crucial for structured data mutation. Additionally, we fine-tuned LLMs to learn specific structured seed patterns and mutate structured seeds, trying to find a balance between generic fuzzer and specialized fuzzer.

We implemented our prototype LLAMAFUZZ and conducted evaluations on two benchmarks. To evaluate the performance of

finding bugs, we evaluate LLAMAFUZZ with state-of-the-art fuzzers AFL++, Moptafl, Honggfuzz, and Fairfuzz, on bug-based benchmark Magma [11]. LLAMAFUZZ outperforms our top competitor by 41 bugs on average. We also find 47 unique bugs across all trials. In addition, we would like to know how LLAMAFUZZ performed on real-world programs in different structured data formats. The experimental result illustrates LLAMAFUZZ outperforming AFL++ in 10 out of 15 fuzzing targets by 27.19% higher coverage on average. Last but not least, we demonstrate a case study to visually explain how LLM mutated seeds augment the fuzzing process in terms of code coverage.

In summary, this paper makes the following contributions.

- We propose an LLM-enhanced mutation strategy that can be applied to both binary-based and text-based data formats with only steps of fine-tuning.
- We provide a solution between the generic fuzzer and the specialized fuzzer, that can learn structured seed patterns and mutate structured seeds.
- We provide empirical evidence that LLM can augment the mutation process to benefit fuzzing to improve the code coverage.
- We accommodate experimental explanations to illustrate how LLM augments the fuzzing process.
- We design a lightweight asynchronized method to harness LLMs and fuzzer, allowing LLAMAFUZZ to be easily deployed on either single GPU or multi-GPUs.

2 BACKGROUND AND MOTIVATION

In this section, we start by introducing the background of mutation-based fuzzing and coverage-guided greybox fuzzing. We then provide some current solutions on structured data, and background on large language models to motivate our solution.

2.1 Mutation-based fuzzing

The goal of mutation strategies is to generate new test cases from a given seed to uncover previously unexplored areas. Mutations can be random, making arbitrary changes to the seed. AFL++, a state-of-the-art fuzzer, employs three phases for mutation: The deterministic phase involves bit-level flips with varying lengths, addition, and subtraction of small integers, and insertion of known interesting integers; In the havoc phase, AFL++ randomly selects mutation operators multiple times and applies them to various random positions within the seed. The splicing phase combines segments from two distinct seeds to create a new test case, which is then subjected to further mutation in the havoc phase.

The mutation-based strategy explores the input space more broadly, but its inherent randomness introduces greater uncertainty and inefficiency to the fuzzing process. Consequently, traditional greybox fuzzers are highly unlikely to produce valid inputs, requiring exponentially more time to probe deeper into the program. We propose leveraging LLMs to mutate seeds based on existing ones, as LLMs can understand the structure of the input seed and modify it while preserving its validity. Our approach has shown effectiveness in accelerating bug discovery, improving overall edge coverage, and increasing the total number of bugs found.

2.2 Coverage-guided greybox fuzzing

To overcome the inherent randomness challenges in mutation-based fuzzing, researchers suggest using bit-map to record coverage information as feedback to more effectively guide the fuzzing process [41]. Since vulnerabilities cannot be detected in uncovered paths, focusing on expanding the coverage of execution paths is a reasonable step toward improving the performance of fuzzing techniques.

Given a program under test and a set of initial seeds, the coverage-guided greybox fuzzing process mainly consists of four stages.

- (1) Seeds queue: a seed was selected from the seeds pool for mutation.
- (2) Seed mutation: the selected seed was mutated by various mutation strategies to generate new test seeds.
- (3) Execution: Execute the current seed into the program.
- (4) Behavior monitoring: Each new seed will be fed into the instrumented program for execution and evaluated by coverage metric; If the seed triggers a new coverage, it will be added to the seeds queue for further fuzzing.

As the fuzzing loop continues, more code branches will be reached, which holds the potential to trigger a bug [35].

2.3 Structured seed mutator

Coverage-guided greybox fuzzing has been effective in identifying vulnerabilities in many real-world programs. However, with the increasing complexity of software development, many programs use highly structured data in special formats, which poses significant challenges for traditional fuzzing techniques. Traditional fuzzers primarily perform mutations at the bit level, requiring excessive attempts to mutate such structured data effectively.

Grammar-based fuzzing provides a solution to generate well-structured seed by human-specified grammar. This guarantees that the generated inputs are syntactically valid while in diversity. Three grammar-aware mutation operators have been found to be particularly effective in uncovering deep bugs [1, 31]: random mutation, which involves selecting a random non-leaf non-terminal node and creating a new context-free grammars derivation subtree; random recursive unrolling, which finds recursive production rules and expands them up to n times; and splicing, which combines two inputs while preserving their syntactic validity.

2.4 Large Language Model

In recent studies, pre-trained Large Language Models (LLMs) have shown impressive performance on natural language tasks, including Natural language understanding, reasoning, natural language generation, multilingual, and factuality [4].

Utilizing unsupervised learning, Large Language Models are pre-trained on extensive textual data, enabling LLM with a broad range of knowledge. Additionally, with billions or trillions of parameters, LLM can not only capture the patterns in context but also understand the textual data at a deeper level such as format and chunk information within files. Such capabilities have facilitated LLMs to exhibit remarkable competencies beyond traditional Natural Language Processing tasks. Evidence of their versatility includes visual classification [23], protein sequence generation [21], code generation [17].

Building upon this versatile foundation. This inherent capability to interpret and process different data structures renders LLMs particularly effective in the mutation stage of fuzzing processes. CHATFUZZ [14] employs LLMs to directly generate seeds, though its application is limited to text-based target programs such as JSON and XML. Moreover, Pérez et al. demonstrate that Compressed-Language Models can understand files compressed by Compressed File Formats. In our experiment, LLMs can produce valuable test seeds that are instrumental in navigating new paths, thereby facilitating the attainment of enhanced edge coverage.

3 METHODOLOGY

3.1 Architecture

We introduce LLAMAFUZZ, a LLM-based greybox fuzzer designed to efficiently mutate structured data. As illustrated in Figure 1, our approach consists of two primary stages. First, we utilize paired structured data to fine-tune the LLM, enabling it to understand the underlying structure and mutation transformation. Second, we integrate the fuzzer with LLM, which generates structured seeds based on existing inputs. A crucial aspect of our approach is the fine-tuning stage, which empowers the LLM to understand the target data structure and mutation conversion, allowing LLAMAFUZZ to adapt to various data formats through fine-tuning.

Our workflow includes three parts:

- (1) **Fine-tune preparation.** Our training data were collected from a variance of sources, including FuzzBench [24] experiment data, and AFL++ experiment data. Also, we introduce a data conversion method allowing LLM to generate various data formats.
- (2) **Fine-tuning LLM for mutation.** We introduce the approach to fine-tuning the LLM and then leveraging the LLM to do the structure-aware mutation.
- (3) **Integrate fuzzer and LLM.** We demonstrate an asynchronous approach for integrating the fuzzer and the LLM. The integration enables asynchronous communication between the two components.

3.2 Fine-tune preparation

We follow the LLMs training process by generative pre-training of a language model on a diverse corpus of unlabeled text, followed by discriminative fine-tuning on specific tasks. For the base model, we selected llama-2-7b-chat-hf, which has been pre-trained with approximately 2 trillion tokens [33]. The fine-tuning data was collected from real-world fuzzing processes [24]. We use this data to teach LLM the pattern and mutation of structured data so it is able to do modifications on a given seed to generate valuable seeds while keeping the original structure.

3.2.1 Fine-tuning data collection. We expect the LLM to be able to understand the structure of data and generate structured seeds for testing, thus we need to collect a training set first. Specifically, we collect valuable seeds from FuzzBench [24] experiment data and AFL++ fuzzing data that satisfy: (1) could find new paths, (2) have different hit-counts, or (3) trigger crashes. The reasons are intuitive, improving coverage will help fuzzer explore target programs to find vulnerabilities in the unvisited path since bugs can not be found in

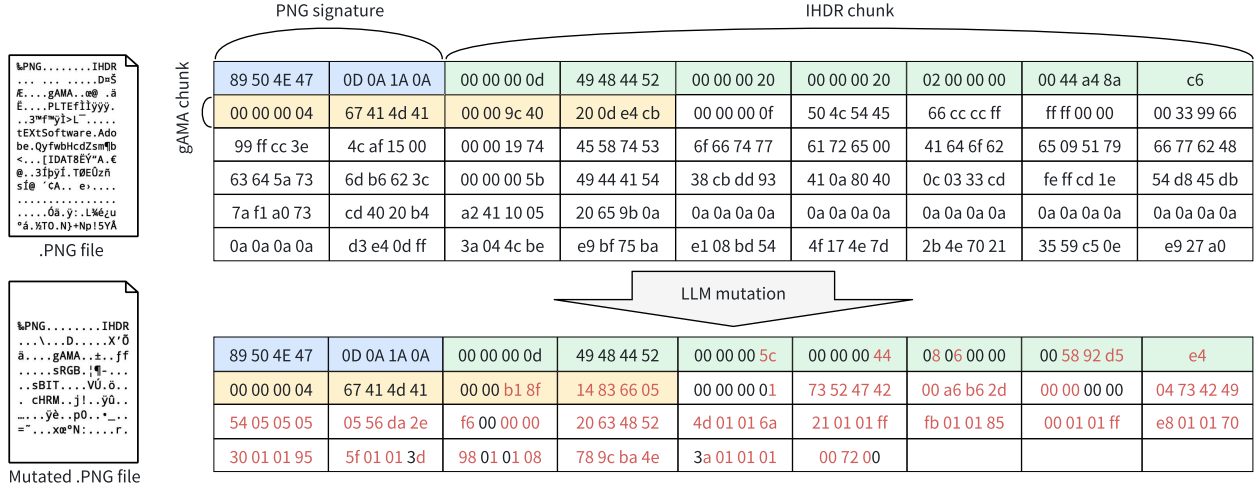


Figure 2: PNG example of sample input and LLM mutated result. The left section demonstrates the raw data of example files in 010 editor [30] view. Two tables on the right highlight the modifications introduced by the LLM, with changes marked in red. Notably, in this example, the PNG file includes the signature, IHDR chunk, gAMA chunk, and data represented in blue, green, yellow, and white, respectively. LLM targeted modification on IHDR, gAMA chunk and data while keeping the integrity of format and effectively mutating.

undiscovered path; Seeds have different hit-counts may not directly improve the coverage, but they execute the program in a different way, which can discover vulnerabilities in the visited path; The goal of fuzzing is to find vulnerabilities, so the seed trigger crashes can be regarded as valuable. Notice, that the dataset does not include any experiment data from Manga. This is to avoid the LLMs just replaying the memorized seeds to trigger bugs.

3.2.2 Data conversion and pre-processing. To construct a generic seed mutation model, we follow the mechanism to convert the binary input files to uniform hex representations [25]. The reasons for conducting such a conversion are as follows. First, one of our goals is to make LLAMAFUZZ be able to deal with various data formats. However, it is impractical to do format reading adaption for all different data formats. Thus, we should figure out a uniform method to read data from the training set; Second, traditional fuzzers operate on bit-level to binary seeds, but LLM typically takes natural language as input and generates responses. Therefore, it is essential to convert the training data to a format that LLMs can understand; Third, the data conversion is expected to be efficient and fast, as slow conversion would directly impact the fuzzing throughput. Compared to other encoding schemes like base64, hex representation is more intuitive, easy to implement, and can be easily converted by binary. Note that this data conversion only operates on binary-based data. For text-based data, we only add prompts to the seeds, since LLM has been proven to be able to process the text-based seeds [14].

As illustrated in Figure 3, our approach to data conversion involves the following steps: Initially, the binary seed file will be converted into hex representation; Subsequently, each two contiguous hexadecimal will be compiled into a token, thereby reducing the token length of the input string. This is a necessary step since

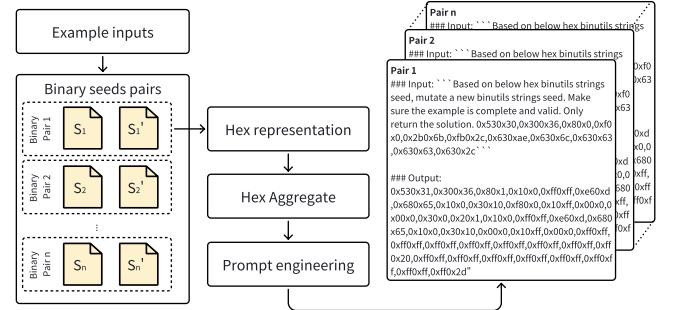


Figure 3: The workflow of dataset pre-processing. Each pair in the binary seed pairs represents the original binary seed and the mutated binary seed, whereas S₁ and S₁' indicate seed before and after mutation. Pair 1 to Pair n on the right represents the data in the fine-tuning dataset, corresponding to Pair 1 to Pair n in Figure 1.

most current LLMs have a limited maximum input length. Finally, we add the prompt to each fine-tuning data. In addition to data conversion, we incorporate noise data into our training set to mitigate the risk of overfitting and training data replay. Each piece of training data is characterized by a pair of seeds: the original seed and its corresponding mutated version. This setup is designed to aid the LLM in learning not only the mutation transformation but also the underlying structure of the data formats.

3.3 Fine-tuning LLM for mutation

In this section, we describe the approach to fine-tuning the LLM and then leveraging the LLM to do the structure-aware mutation.

3.3.1 Fine-tuning. Fine-tuning the pre-trained models is a common paradigm to achieve proficiency in a specific downstream task [16, 34]. Similarly, supervised fine-tuning is necessary when utilizing general-purpose LLM for structured data mutation. This process builds upon the pre-trained model’s general understanding and adapts it to specific tasks through supervised learning. During the supervised fine-tuning, LLM can adjust the weight based on the gradients derived from the task-specific loss. Therefore, we can use supervised fine-tuning to teach the LLM to comprehend input syntax and output mutated patterns.

The first step towards fine-tuning is preparing valid prompts. Pair 1 to Pair n on the right of Figure 3 provide the example to the model to mutate the structured data and corresponding mutation result. In this prompt, fuzzer provides the current structured data and desired mutated result in hex representation. Subsequently, we emphasize the format keywords allowing LLM to take the general understanding of the format from pre-trained knowledge to do the mutation. Note that the LLM may occasionally produce stochastic outputs, such as ‘Ox00Ox00’. This behavior was relatively rare and will not have a significant impact on the overall fuzzing process. As these responses were often void, they could be easily disregarded by fuzzer without affecting the results.

Figure 2 presents an example of a PNG seed mutated by the LLM, where the bytes highlighted in red are the mutations done by LLM. In this example, the PNG file is structured into PNG signature, IHDR, gAMA, and raw data chunks. The signature, often referred to as the file header, consists of a fixed eight bytes that mark the beginning of the file. The IHDR chunk, which immediately follows the signature, is crucial as it contains essential image information such as width, height, bit depth, color type, compression method, filter method, and interlace method. The gAMA chunk specifies the relationship between the image and the desired display output. Subsequent chunks are typically ancillary in nature. Following the IHDR, the PNG file contains several ancillary chunks.

In this example, the LLM selectively modifies the IHDR, gAMA and data chunks. It not only preserves the original format’s integrity but also introduces valid modifications that enhance the seed’s potential to expose vulnerabilities.

3.3.2 Generation. The next step is to use the current seed from the fuzzer combined with the prompt as input into the LLM. This prompt guides the LLM to produce mutations consistent with the format used during its fine-tuning phase. Once the LLM generates a response, the output is parsed and converted back into the binary format. We expect the generated output to be a modified variant of the provided seed while maintaining its structural integrity.

3.4 Integrate fuzzer and LLM

Speed is paramount for greybox fuzzers, which are capable of executing hundreds or even thousands of seeds per second [40, 43]. Any additional processes integrated into the greybox fuzzer, such as LLM-based mutation, could potentially impair overall throughput and negatively impact fuzzing performance. Particularly, LLM generation is slower and more resource-intensive, primarily requiring substantial GPU resources.

To address this speed mismatch, we design an asynchronous approach for communication between LLM and fuzzer to integrate

the LLM and fuzzer. As discussed in Section 3.2.2, conversion between binary and hex is fast and robust. To be specific, the workflow involves the following steps: initially, the current seed will be converted into a hexadecimal representation; Then, the fuzzer sends the current seed to LLM, meanwhile trying to receive seed from LLM; Once LLM receives the seeds, it performs mutation on the current seed and sends the newly generated seed back to the fuzzer for further testing. The whole asynchronous process eliminates any waiting time, allowing the fuzzer to continue processing at high speed without waiting for the LLM to complete its mutation tasks. By separating the fuzzing process from the slower LLM mutation, we ensure that the integration of LLM enhances the fuzzer’s capabilities without compromising its efficiency.

4 EXPERIMENT

To evaluate the potential of LLMs in addressing the limitations of traditional fuzzing approaches for structured data, we implement LLAMAFUZZ by extending AFL++ (version 61e27c6). As described in Section 3.4, we develop an asynchronous approach to communicate between fuzzer and LLM. Moreover, we revise AFL++ source code (e.g. afl-fuzz-bitmap.c) to incorporate LLAMAFUZZ’s functionalities, such as message queue, and seeds evaluations. To address the generation speed mismatch between fuzzer and LLM, we limited the message queue length to 30. This adjustment ensures the LLM always mutates on the most recent seeds, maintaining the relevancy and effectiveness of mutations. The source code and related artifacts of LLAMAFUZZ will be made publicly available for the research community upon acceptance.

In order to collect sufficient and diverse fine-tuning data, and satisfy the LLM max token limitation, we set the maximum length of the hex pair to 4096. This limit corresponds to the maximum token capacity of the LLM. In the preliminary experiment, we observed that many structured data occupy a large file size e.g. PDF files. Moreover, increasing the maximum token length allowed for the inclusion of a more diverse range of data, enhancing the model’s learning and application potential.

As for the LLM, we employ llama2-7b-chat-hf [33], which is one of the state-of-the-art LLMs that is powerful yet efficient on the hardware. Following previous work [27, 36], we select a relatively low temperature of 1.0 to mutate the structured data for precise and factual responses. In addition, we adopt the model quantization [26] into mixed precision floating-point 16fp and enable Lora [13] to freeze some of the parameters to increase training and inference speed without sacrificing too much accuracy.

We investigate the following research questions to reveal the power of LLAMAFUZZ:

- (1) **RQ1:** Is LLAMAFUZZ state-of-the-art? How does it perform on standard benchmarks such as Magma?
- (2) **RQ2:** How does LLAMAFUZZ perform against similar fuzzers on real-world open-source programs?
- (3) **RQ3:** How does LLAMAFUZZ augment integrated fuzzer?

To answer these questions, we first design experiments to examine whether LLAMAFUZZ is state-of-the-art. We employ Magma V1.2 [11], a ground-truth fuzzing benchmark suite based on real programs with real bugs. Table 1 outlines the details of fuzz targets, where four columns indicate the benchmark, project, fuzz target,

Table 1: Targets information. The programs tested under the Magma are utilized in their default versions as provided by Magma. For programs included in the real-world bench, we specify the exact versions used by listing the Git SHA (Secure Hash Algorithm) identifiers behind each project name.

	Project & version	Fuzz Target	File format
Magma V1.2	libpng	libpng_read_fuzzer	PNG
	libsndfile	sndfile_fuzzer	Audio
	libtiff	tiff_read_rgba_fuzzer tiffcp	TIFF
	libxml2	xml_read_memory_fuzzer xmllint	XML
	lua Targets	lua	Lua
	openssl	asn1 asn1parse bignum server client x509	Binary blobs
	php	json exif unserialize parser	JSON EXIF Serialize object PHP
	poppler	pdf_fuzzer pdfimages pdftoppm	PDF
	sqlite3	sqlite3_fuzz	SQL query
	bloaty 34f4a66	fuzz_target	ELF, Mach-O, WebAssembly
Real-world bench	zlib 0f51fb4	zlib_uncompress_fuzzer	Zlib compressed
	binutils 7320840	fuzz_nm fuzz_objcopy fuzz_readelf fuzz_strings	ELF String
	grok b9286c2	grk_decompress_fuzzer	JPEG 2000
	kamailio 3f774f3	fuzz_parse_msg fuzz_uri	sip_msg URI
	libavc 828cdb7	avc_dec_fuzzer mvc_dec_fuzzer svc_dec_fuzzer	AVC MVC SVC
	openh264 1c23887	decoder_fuzzer	H.264/MPEG-4 AVC
	libhevc d0897de	hevc_dec_fuzzer	HEVC
	freetype2 cd02d35	ftfuzzer	TTF, OTF, WOFF

and expected file format. We choose Magma for several reasons. First, Magma involves a wide range of popular programs with real-world environments, including 9 libraries and 21 objects. Second, unlike LAVA-M [6], which primarily employs synthetic bugs and magic byte comparisons, Magma offers a diverse range of real vulnerabilities, with a total of 138 bugs spanning integer errors, divide-by-zero faults, memory overflows, use-after-free, double-free, and null-pointer dereference scenarios. It incorporates real-world bugs from older versions of software updated to their latest releases, ensuring the benchmark’s relevance and practical applicability. Third, Magma includes programs that process diverse structured data formats such as images, audio files, XML, programming languages, and PDFs.

In the first experiment, we compare LLAMAFUZZ with AFL++, Moptafl, Honggfuzz, and Fairfuzz. Except for AFL++, all baseline fuzzers are provided in Magma. We used a more recent version of AFL++ (version 61e27c6) than the one provided in Magma, ensuring that we have access to the latest enhancements.

AFL++ was selected as the reference competitor for its standing as the state-of-the-art greybox fuzzer that incorporates numerous improvements and functional enhancements over the original AFL. Moreover, since LLAMAFUZZ was developed on top of AFL++, every observed difference between LLAMAFUZZ and AFL++ can be attributed to our changes to the implementation of LLM mutation.

To answer **RQ2**: How does LLAMAFUZZ perform against similar fuzzers on real-world open-source programs? We conducted an evaluation using a selection of real-world programs sourced from OSS-Fuzz [28]. For fairness and consistency in the evaluation process, we selected a common subset of the projects in OSS-Fuzz and in FuzzBench [24]. The specific applications chosen for this study are detailed in Table 1. The chosen benchmark encompasses diverse open-source programs that process different structured data in their latest versions. Our selection follows three criteria. First, the benchmark should have a diverse structure format. Second, the program should handle complex structured data. Third, the program should be popular and important. To ensure a fair comparison among fuzzing tools, we utilized FuzzBench [24], an evaluation framework that employs Docker containers to standardize the testing environment for each fuzzer. This setup guarantees the fairness that all fuzzers operate under identical conditions, thus ensuring the comparability of results.

Regarding the build process for the targets we selected from OSS-Fuzz, Fuzzbench, and Magma, we follow the standard instructions provided by the benchmark developers. For real-world programs tested under OSS-Fuzz, we utilized the default initial seed corpus as outlined by OSS-FUZZ [28]. Similarly, during our experiments with the Magma benchmark, we selected the default initial seeds specified by the benchmark developers. This approach ensures our experiments align with the recommended practices to maintain consistency across all tests.

4.1 Variables and Measures

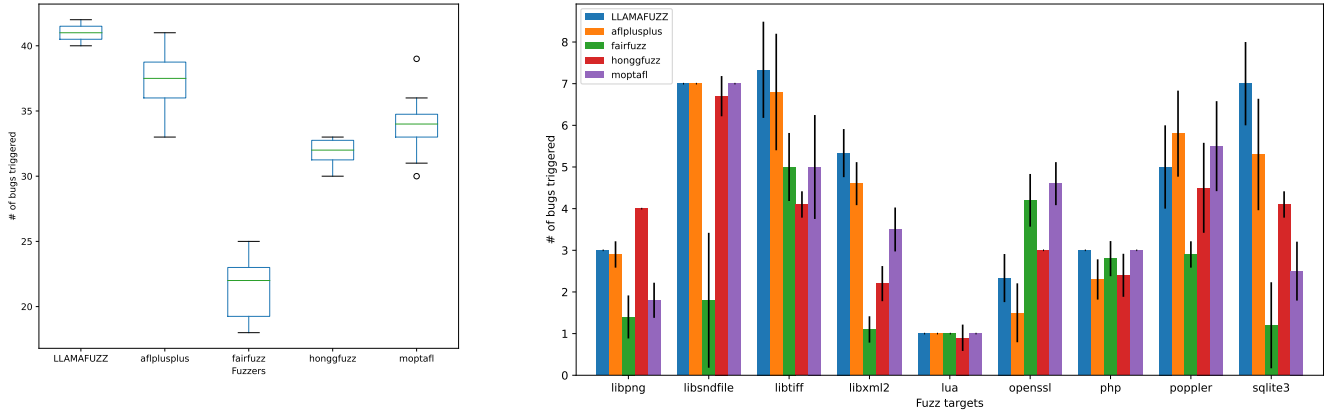
To evaluate the effectiveness of LLAMAFUZZ versus the baseline fuzzers, we adopt the setting of the Magma benchmark and leverage the number of bugs and time to reach/trigger bugs as indicators. Additionally, we leverage the branch coverage as the code coverage indicator generated by afl-cov, which is the default in AFL++. As suggested by Magma [11], each experiment lasts for 24 hours. LLAMAFUZZ is repeated 3 times due to the limitation of GPU resources, while the other fuzzers were repeated by 10 times.

4.2 Experimental result on Magma

We utilized bug-based benchmark Magma V1.2 to evaluate LLAMAFUZZ. We run LLAMAFUZZ for 3 repetitions over 24 hours, comparing with 10 repetitions of SOTA fuzzers (AFL++, Moptafl, Honggfuzz, and Fairfuzz) over 24 hours.

4.2.1 Performance on bug triggered. Simply covering the branches in the vulnerable code does not mean that the program is in the correct state to trigger the bug. Hence, We assessed LLAMAFUZZ performance against other popular fuzzers by checking whether it is able to discover more bugs on Magma.

The results are presented in Figure 4a, illustrating the distribution of bugs triggered by LLAMAFUZZ, AFL++, Moptafl, Honggfuzz, and Fairfuzz at the end of the 24-hour trial. According to Figure 4a,



(a) Distribution of the average number of bugs triggered over 24 hours of LLAMAFUZZ, AFL++, Moptafl, Honggfuzz, and Fairfuzz. The Y-axis represents the number of bugs reached.

(b) Arithmetic mean number of bugs identified for each project per trial. The black line denotes the 95% confidence interval.

Figure 4: Bug triggered by each fuzzer among trials and fuzz targets

LLAMAFUZZ outperforms all other fuzzers in terms of the average number of bugs triggered for each trail. The result can be attributed to the LLM’s pre-training knowledge about the overall structure of data formats. Further enhancement comes from the fine-tuning process, where the LLM learns specific data formats and mutation conversion to the needs of fuzzing, thereby advancing LLAMAFUZZ in bug triggering. These results highlight LLAMAFUZZ’s competitiveness and robustness with the SOTA in bug-triggering capabilities.

To further investigate the performance of LLAMAFUZZ across different fuzzing targets, Figure 4b presents the arithmetic mean number of bugs identified for each project per trial per day. According to the results, LLAMAFUZZ triggers the most unique bugs among the evaluated fuzzers. It discovered 47 unique bugs in Magma, while AFL++, Moptafl, Honggfuzz, and Fairfuzz found 46, 42, 37, and 31 errors, respectively. Vulnerabilities were found in 9 tested implementations and encompass various types of memory vulnerabilities, including use-after-free, buffer overflow, and memory leaks. Notably, SQL003, XML006, and XML002 were never found by any other fuzzers. In terms of library-specific performance, LLAMAFUZZ rank #1 on libsndfile, libtiff, libxml2, lua Targets, php, and sqlite3. #2 on libpng. #3 on openssl and poppler.

Compared to honggfuzz, LLAMAFUZZ found three unique bugs in libpng. We investigate the missing bug: PNG001, it can be triggered by falsely calculating the row_factor leading to a memory leak, especially for large images and high dimensionally or multi-channel images. In poppler, LLAMAFUZZ only found six unique bugs, while AFL++ and Moptafl found seven unique bugs. This is because each PDF seed has a big size, and most PDF seeds exceed the maximum token length that LLM can handle.

To understand the contributions of the LLM mutation, we conducted a more detailed investigation. Bug XML006 (CVE-2017-9048)

demonstrates that randomness-only mutation is insufficient, a comprehension understanding through structure is necessary. XML006 is a stack-based buffer overflow vulnerable in libxml2, to trigger it the mutator must recursively dump the element content definition into a char buffer *buf* of size *size*. At the end of the routine, the mutator appends two more characters to exceed the *size*. In our experiment, only LLAMAFUZZ triggered this bug. Proving LLAMAFUZZ can facilitate the host fuzzers with the capability of finding bugs.

4.2.2 Performance on bug triggered time. Consequently, we list all the unique bugs triggered, including bug ID and the expected time used to trigger it in Figure 5. The reported time accounts for missed measurements (where the fuzzer only triggers a bug in M out of N campaigns) and fits the distribution of time-to-bug samples onto an exponential distribution [11].

Compared to AFL++, LLAMAFUZZ triggers a greater number of bugs and significantly speeds up, whereas the grid bluer represents trigger bugs faster. Specifically, LLAMAFUZZ achieved significant speed up in 29 of 43 bugs that triggered in both LLAMAFUZZ and AFL++ with the remaining bugs exhibiting similar trigger times. In comparison to moptafl, honggfuzz, and fairfuzz, LLAMAFUZZ triggered bugs faster in 25, 23, and 21 cases respectively. Overall, the result indicates a substantial advantage of LLAMAFUZZ over AFL++, Moptafl, Honggfuzz, and Fairfuzz in exploring bugs.

In summary, LLAMAFUZZ reached 85 unique bugs, triggered 47 unique bugs and 41 bugs on average on Magma, the most compared with other state-of-the-art fuzzers. In addition, LLAMAFUZZ performs a faster manner in bug trigger. Therefore, we can answer **RQ1** with confidence that LLAMAFUZZ is the state-of-the-art.

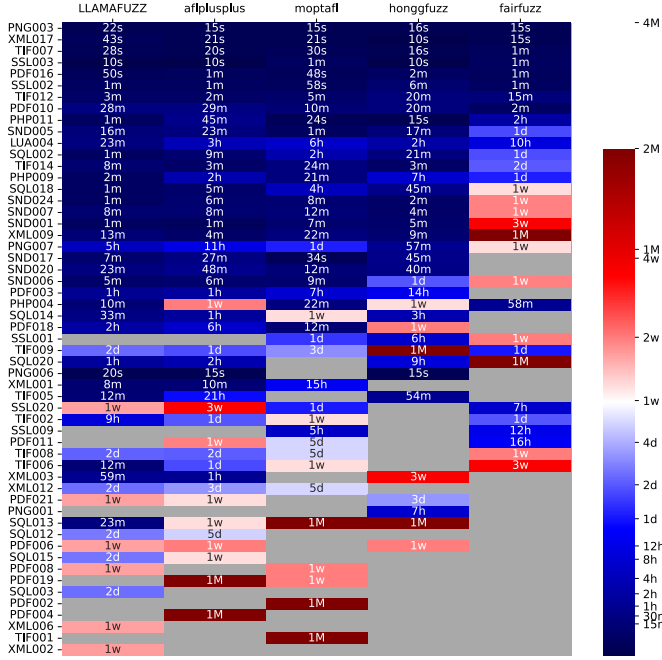


Figure 5: Heatmap of expected bug trigger time achieved by LLAMAFUZZ, AFL++, Moptafl, Honggfuzz, and Fairfuzz at the end of each 24-hour trail. Within each block, more intense blue shades denote shorter trigger times.

4.3 Experimental result on real-world programs

While performing well on Magma is sufficient to claim LLAMAFUZZ is state-of-the-art, we are committed to further validating its efficacy on real-world applications. To this end, we have selected a series of open-source programs currently in production to conduct a comprehensive evaluation. This step is crucial for demonstrating the practical effectiveness of LLAMAFUZZ’s methodologies and techniques in various file formats under real-world conditions. To maintain consistency and fairness in our comparisons, all branch coverage metrics reported are generated using afl-cov. This uniform approach ensures that discrepancies in branch counting across different tools do not affect the integrity of our results.

Figure 6 shows the distribution of branch coverage achieved by LLAMAFUZZ and the baselines AFL++ over 24 hours. In 10 out of 15 targets, LLAMAFUZZ shows significant improvement compared with AFL++ in terms of code coverage. Further detail is provided in Table 2 reports the average branch coverage and the percentage improvement in average branch coverage over the same timeframe (see column **Improv.**).

Specifically, LLAMAFUZZ denotes significant coverage improvement in bloaty (4.37%), binutils_nm (54.81%), binutils_objcopy (78.64%), binutils_readelf (48.19%), binutils_strings (21.65%), grok (61.12%), kamilio-parse_msg (39.06%), libavc_mvc_dec (8.94%), libavc_svc_dec (84.48%), and freetype2-ftfuzzer (5.45%). These results underscore LLAMAFUZZ’s effectiveness in enhancing coverage across a variety of applications.

Table 2: fuzzbench code coverage

Fuzz target	Fuzz object	Branch coverage (avg)		
		LLAMAFUZZ	AFL++	Improv.
bloaty	fuzz_target	5972	5722	4.37%
zlib	zlib_uncompress_fuzzer	384	385	-0.47%
binutils	fuzz_nm	13958	9017	54.81%
	fuzz_objcopy	22318	12494	78.64%
	fuzz_readelf	6576	4437	48.19%
	fuzz_strings	6442	5295	21.65%
grok	grk_decompress_fuzzer	3750	2313	62.12%
kamilio	fuzz_parse_msg	3743	2692	39.06%
	fuzz_uri	1392	1391	0.04%
libavc	avc_dec_fuzzer	9872	9838	0.35%
	mvc_dec_fuzzer	6463	5933	8.94%
	svc_dec_fuzzer	11812	6403	84.48%
openh264	decoder_fuzzer	7394	7396	-0.03%
libhevc	hevc_dec_fuzzer	15154	15122	0.21%
freetype2	freetype2-ftfuzzer	10521	9978	5.45%
Sum		-	-	27.19%

However, performance in other objects showed little to no advantage, for example, zlib, kamilio-uri, and openh264, etc. One possible reason is that the seed sizes exceed what the LLM can effectively process, hindering its ability to generate useful mutations. Another factor might be a deficiency in the training data specific to those targets, which could limit the LLM’s capability to learn and apply effective mutations in those formats.

In summary, LLAMAFUZZ outperforms the state-of-the-art fuzzer AFL++ in all targets in terms of code coverage. LLAMAFUZZ reaches 27.19% more than AFL++. Thus, we can answer **RQ2** with confidence that LLAMAFUZZ is the state-of-the-art on real-world open-source programs.

4.4 Case study: How LLM argument fuzzing

We have demonstrated the superiority of LLAMAFUZZ among standard benchmark and real-world programs. Moving forward, we would like to investigate how LLM augments the fuzzing process. In the fuzzing process, seeds that can trigger new behavior will be regarded as valuable and used for further fuzzing. Therefore, understanding the relationship between these seeds and code coverage improvements is crucial for optimizing the fuzzing process. Figure 7 displays the code coverage and highlights seeds that originated from LLM-generated seeds. The black triangle marks seeds directly generated by the LLM. The subsequent generations of seeds, which are sourced from these LLM seeds, are indicated by red vertical lines.

Figure 7a provides the growth of coverage over time. Within the initial 10,000 seconds, seeds mutated by the LLM directly enhance coverage. As the fuzzing process progresses, seeds derived from LLM-mutated seeds across further augment the fuzzing coverage. This indicates that LLM-generated seeds not only directly impact the fuzzing process but also have a profound and indirect influence on its development. When compared to the grey area, which represents the 95% confidence interval of AFL++ coverage, LLAMAFUZZ achieves both higher and faster coverage. This observation aligns

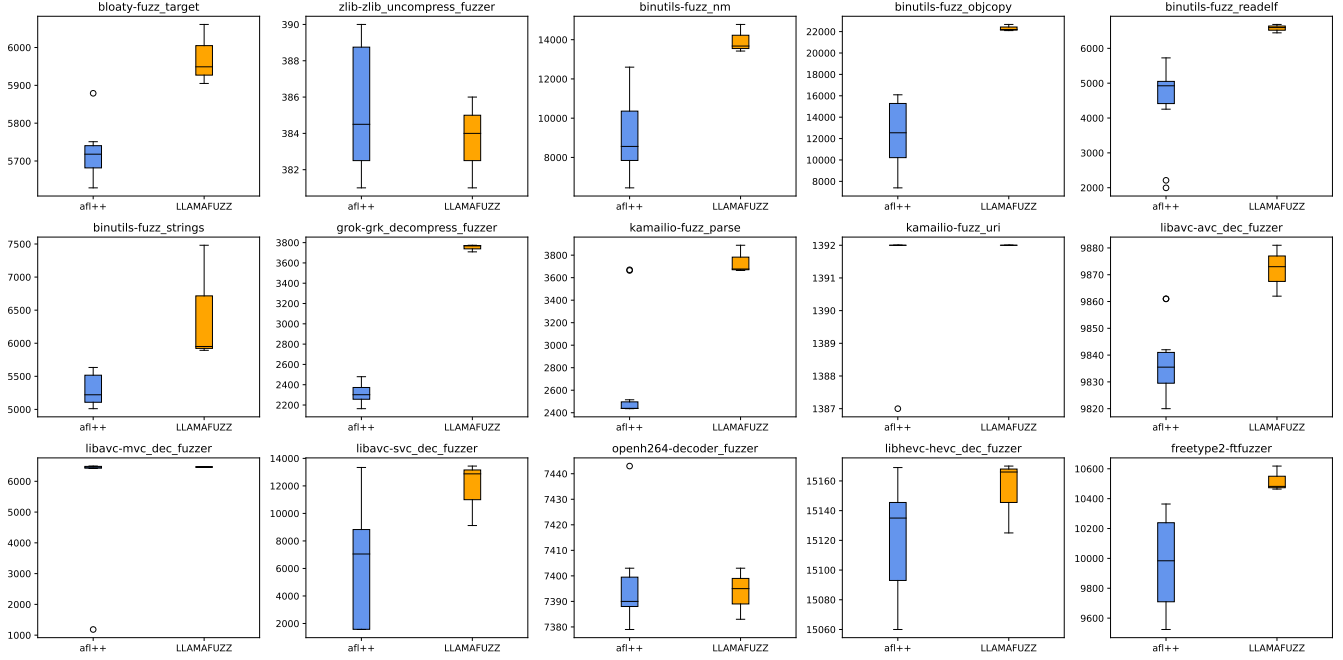


Figure 6: The distribution of final branch coverage achieved by LLAMAFUZZ and AFL++ at the conclusion of each 24-hour trial in each fuzzing object. The Y-axis represents the final branch coverage. Within each box, the short bold lines indicate the median final branch coverage.

with the outcomes from previous experiments conducted with the Magma benchmark.

Additionally, Figure 7b illustrates coverage dynamics in a different manner. A significant coverage jump can be observed around 17,000 seconds, marked by several LLM-generated seeds indicated with black triangles. These seeds directly contribute to substantial coverage gains. Approaching the second plateau, numerous seeds sourced from LLM seeds further enhance coverage, indicating the lasting benefits of LLM in the fuzzing process.

In summary, two visual examples are presented to explain how LLM benefits the fuzzing process by mutating seeds in terms of code coverage. Therefore, **RQ3** can be answered.

5 RELATED WORK

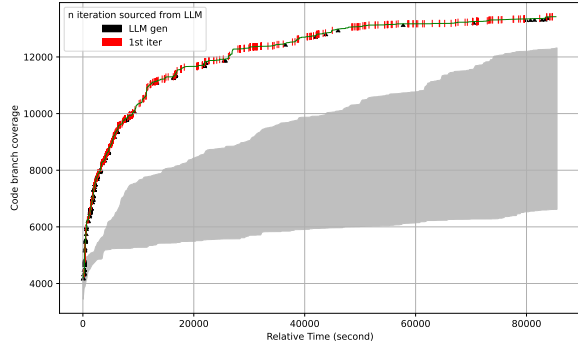
5.1 Fuzzing

Fuzzing is an automated random software testing technique to discover vulnerabilities and bugs in the target programs or applications. Traditional fuzzers can be categorized into black-box fuzzers, white-box fuzzers, and greybox fuzzers depending on whether fuzzers are aware of the program structure. The black-box fuzzer threat targets a black box, and it's unaware of the program structure. Usually, a black-box fuzzer has a high execution volume since it randomly generates test input, but it only scratches the surface. YARPGen [18] applies random mutation rigorously applies language specifications

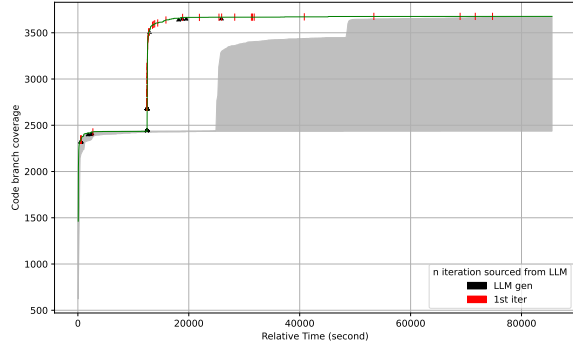
to ensure the validity of test cases to test C and C++ compilers. Similarly, Csmith [39] generates programs that cover a large subset of C while avoiding undefined and unspecified behaviors.

White-box fuzzers utilize program analysis to improve the code coverage to explore certain code regions, which can be efficient in revealing vulnerabilities in complex logic. WhisperFuzz [2] introduces a static analysis method designed specifically to detect and locate timing vulnerabilities in processors. The tool focuses on evaluating the coverage of microarchitectural timing behaviors, providing a targeted and comprehensive assessment that aids in identifying potential security risks associated with timing flaws.

However, program analysis and defining specialized seed generation grammar could be extremely time-consuming. Greybox fuzzer combines the effectiveness of white-box fuzzer and the efficiency of black-box fuzzer. It leverages instrumentation to get feedback from target programs and leading fuzzers to generate more valuable seeds resulting in higher code coverage. Greybox fuzzers usually combined with mutation strategies rely on iterative modifications of existing seeds to produce novel fuzzing inputs. In addition to basic mutations, recent researchers have developed complex transformations to maintain type consistency [3, 15], adding historical bug-triggering code snippets [12, 42], and coverage feedback [1, 9] for improved testing efficiency. American Fuzzy Lop (AFL) [41] and its variations [5, 9, 20], employ genetic algorithms with a fitness function to prioritize fuzzing inputs for further mutations aimed at enhancing coverage, concentrating on byte-level changes.



(a) Coverage growth by experimental time in binutils-nm target.



(b) Coverage growth by experimental time in kmailio-fuzz_parse_msg target.

Figure 7: Coverage improved by experimental time. The black triangles indicate the seeds generated by LLM, and the red vertical line highlights the seeds sourced from LLM. The grey background indicates the 95% interval of AFL++ coverage among all experiments.

5.2 Fuzzing for structured data

In applications that require structured input, the aforementioned methods might utilize an artificially constructed dictionary or automatically generate corpora to create test cases that meet the formats. However, blind random mutation strategies often disrupt the consistency of data formats, leading to the generation of numerous inefficient and ineffective test cases.

Grammar guidance fuzzers can accurately identify the target input format. They can generate test cases that maintain the consistency of the format. This approach ensures that the generated test cases are not only valid but also effective in triggering and exploring potential vulnerabilities or issues within the application. Langfuzz [12] combines grammar-based fuzz testing and reusing project-specific issue-related fragments, maintaining the integrity of format and having a higher chance to cause new problems than random input. QuickFuzz [10] leverages Haskell’s QuickCheck and the Hackage to fuzz structured data. This integration, combined

with conventional bit-level mutational fuzzers, negates the need for an external set of input files and eliminates the requirement to develop specific models for the file types being tested.

5.3 Augment fuzzing through machine learning

Current research primarily concentrates on two aspects: employing machine-learning models as generators and leveraging machine-learning models to guide the fuzzing process.

C. Pérez [25] explored the ability of Compressed-Language Models (CLMs) to interpret files compressed by standard file formats. Their findings revealed that CLMs are capable of understanding the semantics of compressed data directly from the byte streams, opening a new path for processing raw compressed files. In a related study, CHATFUZZ [14] investigates the mutation capabilities of LLM on text-based seeds, achieving 12.77% edge coverage improvement over the SOTA greybox fuzzer (AFL++). Similarly, SmartSeed [19] combines deep learning models to generate new inputs for evaluating 12 different applications.

Prior work [7] integrates an LLM-based mutator with a reinforcement learning approach, utilizing the Term Frequency-Inverse Document Frequency technique to develop a weighted coverage map. This method capitalizes on coverage feedback to enhance the effectiveness of the mutation process. Similarly, Xia et al. [37] introduce an auto-prompting phase that employs LLMs to produce and mutate test cases across six programming languages. Their findings indicate that LLMs can surpass the coverage achieved by cutting-edge tools.

Additionally, WhiteFox [38] employs dual LLMs within their framework: one analyzes low-level optimization source code to inform optimization strategies, while the other generates test programs based on this analysis. CHATAFL [22] utilizes LLMs to understand protocol message types and assesses their ability to identify "states" in stateful protocol implementations. LLM4FUZZ [29] leverages LLMs to guide fuzzers towards more critical code areas and input sequences that are more likely to reveal vulnerabilities, showcasing the potential of LLMs in prioritizing and refining fuzzing efforts.

6 CONCLUSION

Mutating the input seeds is a crucial step of greybox fuzzing that directly affects the fuzzing performance. Although randomized bit-level mutations are effective in many cases, we identify that it is challenging for the state-of-the-art mutation-based greybox fuzzers face to deal with structured data. This is because current mutation-based fuzzers require exceedingly attempts to mutate valid highly structured data, and the mutation heavily relies on randomness. In this paper, we propose utilizing the Large Language Model to learn the pattern of structured data and mutate the seeds. We build LLAMAFUZZ based on our theory and demonstrate that LLMs are effective and efficient in structured-aware mutating. We evaluate LLAMAFUZZ on a ground truth fuzzing benchmark, Magma, and a variety of structured data real-world programs set. The results are highly promising. LLAMAFUZZ covered 27.19% more code compared to the state-of-the-art greybox fuzzer AFL++. Furthermore, LLAMAFUZZ outperforms top competitor by 41 bugs on average and 47 unique bugs across all trials.

REFERENCES

- [1] Cornelius Aschermann, Tommaso Frassetto, Thorsten Holz, Patrick Jauernig, Ahmad-Reza Sadeghi, and Daniel Teuchert. 2019. NAUTILUS: Fishing for Deep Bugs with Grammars. In *NDSS*.
- [2] Pallavi Borkar, Chen Chen, Mohamadreza Rostami, Nikhilesh Singh, Rahul Kande, Ahmad-Reza Sadeghi, Chester Rebeiro, and Jeyavijayan Rajendran. 2024. WhisperFuzz: White-Box Fuzzing for Detecting and Locating Timing Vulnerabilities in Processors. *arXiv preprint arXiv:2402.03704* (2024).
- [3] Stefanos Chaliasos, Thodoris Sotiropoulos, Diomidis Spinellis, Arthur Gervais, Benjamin Livshits, and Dimitris Mitropoulos. 2022. Finding typing compiler bugs. In *Proceedings of the 43rd ACM SIGPLAN International Conference on Programming Language Design and Implementation*. 183–198.
- [4] Yupeng Chang, Xu Wang, Jindong Wang, Yuan Wu, Linyi Yang, Kaijie Zhu, Hao Chen, Xiaoyuan Yi, Cunxiang Wang, Yidong Wang, et al. 2023. A survey on evaluation of large language models. *ACM Transactions on Intelligent Systems and Technology* (2023).
- [5] Addison Crump, Andrea Fioraldi, Dominik Maier, and Dongjia Zhang. 2023. LIBAFL LIBFUZZER: LIBFUZZER on Top of LIBAFL. In *2023 IEEE/ACM International Workshop on Search-Based and Fuzz Testing (SBFT)*. IEEE, 70–72.
- [6] Brendan Dolan-Gavitt, Patrick Hulin, Engin Kirda, Tim Leek, Andrea Mambretti, Wil Robertson, Frederick Ulrich, and Ryan Whelan. 2016. Lava: Large-scale automated vulnerability addition. In *2016 IEEE symposium on security and privacy (SP)*. IEEE, 110–121.
- [7] Jueon Eom, Seyeon Jeong, and Taekyoung Kwon. 2024. CovRL: Fuzzing JavaScript Engines with Coverage-Guided Reinforcement Learning for LLM-based Mutation. *ArXiv abs/2402.12222* (2024). <https://api.semanticscholar.org/CorpusID:267750648>
- [8] Andrea Fioraldi, Daniele Cono D’Elia, and Emilio Coppa. 2020. WEIZZ: Automatic grey-box fuzzing for structured binary formats. In *Proceedings of the 29th ACM SIGSOFT international symposium on software testing and analysis*. 1–13.
- [9] Andrea Fioraldi, Dominik Maier, Heiko Eißfeldt, and Marc Heuse. 2020. AFL++: Combining Incremental Steps of Fuzzing Research. In *14th USENIX Workshop on Offensive Technologies (WOOT 20)*. USENIX Association.
- [10] Gustavo Grieco, Martin Ceresa, and Pablo Buiras. 2016. QuickFuzz: An automatic random fuzzer for common file formats. *ACM SIGPLAN Notices* 51, 12 (2016), 13–20.
- [11] Ahmad Hazimeh, Adrian Herrera, and Mathias Payer. 2020. Magma: A Ground-Truth Fuzzing Benchmark. *Proc. ACM Meas. Anal. Comput. Syst.* 4, 3, Article 49 (Dec. 2020), 29 pages. <https://doi.org/10.1145/3428334>
- [12] Christian Holler, Kim Herzig, and Andreas Zeller. 2012. Fuzzing with code fragments. In *21st USENIX Security Symposium (USENIX Security 12)*. 445–458.
- [13] Edward J Hu, Yelong Shen, Phillip Wallis, Zeyuan Allen-Zhu, Yuanzhi Li, Shean Wang, Lu Wang, and Weizhu Chen. 2021. Lora: Low-rank adaptation of large language models. *arXiv preprint arXiv:2106.09685* (2021).
- [14] Jie Hu, Qian Zhang, and Heng Yin. 2023. Augmenting greybox fuzzing with generative ai. *arXiv preprint arXiv:2306.06782* (2023).
- [15] Vivek Jain, Sanjay Rawat, Cristiano Giuffrida, and Herbert Bos. 2018. TIFF: using input type inference to improve fuzzing. In *Proceedings of the 34th Annual Computer Security Applications Conference*. 505–517.
- [16] Yann LeCun, Yoshua Bengio, and Geoffrey Hinton. 2015. Deep learning. *nature* 521, 7553 (2015), 436–444.
- [17] Yujia Li, David Choi, Junyoung Chung, Nate Kushman, Julian Schrittwieser, Rémi Leblond, Tom Eccles, James Keeling, Felix Gimeno, Agustin Dal Lago, et al. 2022. Competition-level code generation with alphacode. *Science* 378, 6624 (2022), 1092–1097.
- [18] Vsevolod Livinskii, Dmitry Babokin, and John Regehr. 2020. Random testing for C and C++ compilers with YARPGen. *Proceedings of the ACM on Programming Languages* 4, OOPSLA (2020), 1–25.
- [19] Chenyang Lyu, Shouling Ji, Yuwei Li, Junfeng Zhou, Jianhai Chen, and Jing Chen. 2018. Smartseed: Smart seed generation for efficient fuzzing. *arXiv preprint arXiv:1807.02606* (2018).
- [20] Chenyang Lyu, Shouling Ji, Chao Zhang, Yuwei Li, Wei-Han Lee, Yu Song, and Raheem Beyah. 2019. {MOPT}: Optimized mutation scheduling for fuzzers. In *28th USENIX Security Symposium (USENIX Security 19)*. 1949–1966.
- [21] Ali Madani, Ben Krause, Eric R Greene, Subu Subramanian, Benjamin P Mohr, James M Holton, Jose Luis Olmos, Caiming Xiong, Zachary Z Sun, Richard Socher, et al. 2023. Large language models generate functional protein sequences across diverse families. *Nature Biotechnology* 41, 8 (2023), 1099–1106.
- [22] Ruijie Meng, Martin Mirchev, Marcel Böhme, and Abhik Roychoudhury. 2024. Large language model guided protocol fuzzing. In *Proceedings of the 31st Annual Network and Distributed System Security Symposium (NDSS)*.
- [23] Sachit Menon and Carl Vondrick. 2022. Visual classification via description from large language models. *arXiv preprint arXiv:2210.07183* (2022).
- [24] Jonathan Metzman, László Szekeres, Laurent Maurice Romain Simon, Read Trevlin Sprabery, and Abhishek Arya. 2021. FuzzBench: An Open Fuzzer Benchmarking Platform and Service. In *Proceedings of the 29th ACM Joint Meeting on European Software Engineering Conference and Symposium on the Foundations of Software Engineering (ESEC/FSE 2021)*. Association for Computing Machinery, New York, NY, USA, 1393–1403. <https://doi.org/10.1145/3468264.3473932>
- [25] Juan C Pérez, Alejandro Pardo, Mattia Soldan, Hani Itani, Juan Leon-Alcazar, and Bernard Ghanem. 2024. Compressed-Language Models for Understanding Compressed File Formats: a JPEG Exploration. *arXiv preprint arXiv:2405.17146* (2024).
- [26] Antonio Polino, Razvan Pascanu, and Dan Alistarh. 2018. Model compression via distillation and quantization. *arXiv preprint arXiv:1802.05668* (2018).
- [27] Alec Radford, Jeffrey Wu, Rewon Child, David Luan, Dario Amodei, Ilya Sutskever, et al. 2019. Language models are unsupervised multitask learners. *OpenAI blog* 1, 8 (2019), 9.
- [28] Kostya Serebryany. 2017. {OSS-Fuzz}-Google’s continuous fuzzing service for open source software. (2017).
- [29] Chaofan Shou, Jing Liu, Doudou Lu, and Koushik Sen. 2024. LLM4Fuzz: Guided Fuzzing of Smart Contracts with Large Language Models. *arXiv preprint arXiv:2401.11108* (2024).
- [30] SweetScape Software. [n. d.]. *010 Editor - Pro Text/Hex Editor | Edit 160+ Formats / Fast & Powerful*. <https://www.sweetscape.com/010editor/>
- [31] Prashast Srivastava and Mathias Payer. 2021. Gramatron: Effective grammar-aware fuzzing. In *Proceedings of the 30th acm sigsoft international symposium on software testing and analysis*. 244–256.
- [32] Robert Swiecki. [n. d.]. Honggfuzz: A general-purpose, easy-to-use fuzzer with interesting analysis options. ([n. d.]). <https://github.com/google/honggfuzz>
- [33] Hugo Touvron, Louis Martin, Kevin Stone, Peter Albert, Amjad Almahairi, Yasmine Babaei, Nikolay Bashlykov, Soumya Batra, Prajwal Bhargava, Shrutti Bhosale, et al. 2023. Llama 2: Open foundation and fine-tuned chat models. *arXiv preprint arXiv:2307.09288* (2023).
- [34] Leandro von Werra, Younes Belkada, Lewis Tunstall, Edward Beeching, Tristan Thrush, Nathan Lambert, and Shengyi Huang. 2020. TRL: Transformer Reinforcement Learning. <https://github.com/huggingface/trl>.
- [35] Jinghan Wang, Yue Duan, Wei Song, Heng Yin, and Chengyu Song. 2019. Be sensitive and collaborative: Analyzing impact of coverage metrics in greybox fuzzing. In *22nd International Symposium on Research in Attacks, Intrusions and Defenses (RAID 2019)*. 1–15.
- [36] Xuezhong Wang, Jason Wei, Dale Schuurmans, Quoc Le, Ed Chi, Sharan Narang, Aakanksha Chowdhery, and Denny Zhou. 2022. Self-consistency improves chain of thought reasoning in language models. *arXiv preprint arXiv:2203.11171* (2022).
- [37] Chunqiu Steven Xia, Matteo Paltenghi, Jia Le Tian, Michael Pradel, and Lingming Zhang. 2024. Fuzz4all: Universal fuzzing with large language models. *Proc. IEEE/ACM ICSE* (2024).
- [38] Chenyuan Yang, Yinlin Deng, Runyu Lu, Jiayi Yao, Jiawei Liu, Reyhaneh Jabbarvand, and Lingming Zhang. 2023. White-box compiler fuzzing empowered by large language models. *arXiv preprint arXiv:2310.15991* (2023).
- [39] Xuejun Yang, Yang Chen, Eric Eide, and John Regehr. 2011. Finding and understanding bugs in C compilers. In *Proceedings of the 32nd ACM SIGPLAN conference on Programming language design and implementation*. 283–294.
- [40] Insu Yun, Sangho Lee, Meng Xu, Yeongjin Jang, and Taesoo Kim. 2018. {QSYM}: A practical concolic execution engine tailored for hybrid fuzzing. In *27th USENIX Security Symposium (USENIX Security 18)*. 745–761.
- [41] M. Zalewski. 2016. American Fuzzy Lop - Whitepaper. (2016). https://lcamtuf.coredump.cx/afl/technical_details.txt
- [42] Yingquan Zhao, Zan Wang, Junjie Chen, Mengdi Liu, Mingyuan Wu, Yuqun Zhang, and Lingming Zhang. 2022. History-driven test program synthesis for JVM testing. In *Proceedings of the 44th International Conference on Software Engineering*. 1133–1144.
- [43] Yaowen Zheng, Ali Davanian, Heng Yin, Chengyu Song, Hongsong Zhu, and Limin Sun. 2019. {FIRM-AFL}:{High-Throughput} greybox fuzzing of {IoT} firmware via augmented process emulation. In *28th USENIX Security Symposium (USENIX Security 19)*. 1099–1114.