

Optimal Sharding for Scalable Blockchains with Deconstructed SMR

Jianting Zhang*, Zhongtang Luo*, Raghavendra Ramesh†, and Aniket Kate*†

*Purdue University, †Supra Research

Abstract—Sharding enhances blockchain scalability by dividing system nodes into multiple shards to handle transactions in parallel. However, a size-security dilemma where every shard must be large enough to ensure its security constrains the efficacy of individual shards and the degree of sharding itself. Most existing sharding solutions therefore rely on either weakening the adversary or making stronger assumptions on network links.

This paper presents Arete, an optimally scalable blockchain sharding protocol designed to resolve the dilemma based on an observation that if individual shards can tolerate a higher fraction of (Byzantine) faults, we can securely create smaller shards in a larger quantity. The key idea of Arete, therefore, is to improve the security resilience/threshold of shards by dividing the blockchain’s State Machine Replication (SMR) process itself. Similar to modern blockchains, Arete first decouples SMR in three steps: transaction dissemination, ordering, and execution. However, unlike other blockchains, for Arete, a single ordering shard performs the ordering task while multiple processing shards perform the dissemination and execution of blocks. As processing shards do not run consensus, each of those can tolerate up to half compromised nodes. Moreover, the SMR process in the ordering shard is extremely lightweight as it only operates on the block digests. Second, Arete considers safety and liveness against Byzantine failures separately to improve the safety threshold further while tolerating temporary liveness violations in a controlled manner. Apart from the creation of more optimal-size shards, such a deconstructed SMR scheme also empowers us to devise a novel certify-order-execute architecture to fully parallelize transaction handling, thereby significantly improving the performance of sharded blockchain systems. We implement Arete and evaluate it on a geo-distributed AWS environment. Our results demonstrate that Arete outperforms the state-of-the-art sharding protocol in terms of transaction throughput and cross-shard confirmation latency without compromising on intra-shard confirmation latency.

I. INTRODUCTION

Scalability is one of the major issues facing blockchain technology today. Sharding is proposed to address the scalability issue [1]–[10]. By dividing nodes into multiple groups (i.e., *shards*) and enabling distinct shards to handle transactions with an *independent, intra-shard* consensus or state machine replication (SMR) process, blockchain sharding can achieve an increased transaction throughput as more nodes join the system. Due to the decreasing size of the consensus group, one primary concern of sharding is how to form secure shards, where the ratio of Byzantine nodes of a shard cannot exceed the security threshold f that an intra-shard consensus can tolerate. For instance, it is well-known that the classical non-synchronous Byzantine Fault-Tolerant (BFT) consensus/SMR can only tolerate up to $1/3$ corruptions, i.e., $f < 1/3$ [11].

The Size-security dilemma. Unfortunately, the sharding protocol faces a size-security dilemma that constrains the shard size and the overall number of shards the system can create. To elaborate, in blockchain sharding, having smaller shards means more shards [4], [5], [12], [13]. When dividing nodes into shards, a small shard size enables more shards to be created, but increases the probability of forming an insecure shard with higher than f fraction of malicious nodes. Larger shards are more secure but only allow fewer shards to be created. The trade-off between shard size and the probability of forming secure enough shards is fundamental to securely scaling the blockchain systems via sharding. For instance, to achieve a 30-bit statistical security¹ in a system with $n = 1000$ nodes and up to $s = 1/4$ fraction of Byzantine nodes, the sharding system must sample 486 nodes to form a shard with $f < 1/3$ security threshold (Table I). As only two shards can be created with the shard size $m = 486$ and $n = 1000$, the system scales poorly. Moreover, a large shard suffers from performance degradation when running most consensus protocols due to quadratic communication overheads [14]. Therefore, an exciting and promising research direction in blockchain sharding is to securely reduce the shard size so that more and smaller shards can be created to enhance the efficacy and scalability of sharding.

Existing solutions and limitations. To reduce the shard size while ensuring the security of the system, many existing solutions make stronger assumptions [3], [4], [7], [15]. For instance, RapidChain [4] assumes the network to be bounded synchronous, adopts synchronous consensus protocols [16], [17], and enhances the security threshold for every shard to $f < 1/2$. An enhanced security threshold enables shards to be smaller. However, for any low latency and high-throughput blockchain system over the Internet, the bounded-synchronous assumption can be unrealistic. Some recent works [5], [12], [18] advocate reducing the shard size by allowing more than f Byzantine nodes to be sampled into a shard during the shard formation stage and resolve/recover it once the security-violated shard is detected. However, the recovery process is costly, and if security violations happen frequently, the sharding system can be inactive for a long duration while recovering security-violated shards. For instance, when GEARBOX [5] can achieve the shard size $m = 72$, the probability of a shard violating liveness reaches up to 65.78%. GEARBOX recovers a liveness-violated shard by injecting more nodes into the shard, but this recovery process takes several hours (or even a couple of weeks [19]), delaying shard availability until

¹A 30-bit security level here means that a shard-forming probability with a Byzantine node ratio exceeding the security threshold is $\leq 2^{-30}$.

nodes synchronize the states. Such frequent security violations significantly diminish the system’s appeal in practice.

A. Arete Overview and Contributions

This work presents Arete², a highly scalable sharding protocol allowing the creation of lightweight shards securely. The key idea is to *reduce the shard size by securely increasing the security threshold f* without making any new assumptions or reducing the adversarial capacity. To this end, Arete consists of two building blocks.

(1) Ordering-processing sharding scheme. Previous sharding protocols employ every shard to process (i.e., disperse and execute) and order transactions. Under partial synchrony/asynchrony, this upper-bounds the security threshold f of shards to be $1/3$ as every shard needs to run consensus. We observe that, while every shard should perform its own data dissemination and execution, there is no need to ask every shard to order its transactions by itself; the ordering task though requires a supermajority of honest nodes as compared to transaction processing tasks, it can be made extremely lightweight by replacing transactions/blocks by a few signed-hash digests.

Specifically, the blockchain process can be divided into three repeatedly performed tasks: data dissemination/availability, ordering, and execution. The data availability task realizes that every honest node can reconstruct an intact block if the block is finalized. The ordering task realizes that all honest nodes must output the same transaction order. The execution task realizes that the SMR has the correct output state after executing the ordered transactions. Assuming the network is not synchronous, while the ordering task requires $f < 1/3$ to tolerate equivocations performed by Byzantine nodes (e.g., voting for two conflicting blocks), the data availability and execution tasks allow $f < 1/2$ as there is no equivocation problem for them. Moreover, the ordering task only requires slight resources in communication and computation (such as broadcasting and handling metadata of a block), but the data availability and execution tasks are always resource-intensive. For instance, the data availability and execution tasks require extensive bandwidth, computation, and storage to disperse and execute intact transactions, which have also been shown to be the bottleneck of SMR in recent works [20]–[23].

Based on the above key insights, we propose a novel ordering-processing sharding architecture to increase the security threshold f of shards, allowing smaller shard sizes. The ordering-processing sharding scheme completely decouples data dissemination, ordering, and execution of SMR, and shards these tasks based on their required security thresholds and resources. To elaborate, there are two types of shards in Arete: a single *ordering shard* and multiple *processing shards*. The ordering shard runs a BFT consensus protocol to determine a global transaction order, tolerating up to $1/3$ Byzantine nodes. Processing shards are responsible for dispersing intact transactions and executing the globally ordered transactions, each tolerating up to $1/2$ Byzantine nodes. A higher threshold enables us to form more processing shards with smaller sizes, eventually enhancing the scalability of our shared system. Beneficial from the ordering-processing sharding scheme, Arete adopts a *certify-order-execute (COE)* architecture to efficiently

finalize transactions (§ V). The COE architecture consists of three stages corresponding to the three tasks in the SMR. Briefly, each processing shard first certifies transactions by ensuring at least one honest node has intact transaction data (performing data availability task). The ordering shard then runs consensus to establish a global order for these certified transactions (performing ordering task). Finally, processing shards execute and finalize these globally ordered transactions (performing execution task). It is worth noting that our COE architecture is more efficient than other modern decoupling architectures adopted by non-sharding systems [20]–[32], as we can fully harness the resources of a large number of nodes by decoupling and sharding all three SMR tasks (comparison is detailed in § VIII). Notably, our ordering-processing sharding and the COE architecture bring five useful features:

- **F1: Improved fault tolerance.** Without running a consensus, processing shards tolerate up to half Byzantine nodes. A higher threshold allows the creation of more lightweight shards. For instance, with $n = 1000$, Arete can create 13 shards while Omniledger [3] can only create two shards.
- **F2: Asynchronous deterministic processing.** Without a consensus task, processing shards operate completely asynchronously without making any timing assumptions and requiring randomization to avoid the FLP impossibility [33].
- **F3: Lightweight ordering.** Nodes in the ordering shard neither receive transactions nor compute states for transactions. When only needed to handle lightweight signed digest, the ordering shard is scalable to service more processing shards. Our theoretical analysis (§ V-C) shows the system needs *at least* 283 processing shards before the ordering shard handles data volume similar to a processing shard.
- **F4: Shard autonomy.** Processing shards disseminate and execute transactions independently without interfering with each other. Each of them can autonomously utilize their resources as the ordering shard orders varying numbers of transactions for them based on their speeds in processing transactions.
- **F5: Lock-free execution.** Cross-shard transactions are notorious in sharding systems as they involve data managed by multiple shards and introduce a cost cross-shard protocol (e.g., the lock-based two-phase commit). In Arete, with a global order in the ordering shard, processing shards can consistently execute cross-shard transactions without locking relevant states. This significantly enhances the practicality of Arete, particularly in scenarios where popular smart contracts (e.g., cryptocurrency exchanges [34] and Uniswap [35]) are frequently accessed.

(2) Safety-liveness separation. Next, motivated by GEAR-BOX [5], Arete separates the safety and liveness of processing shards to further increase the safety threshold. Informally, safety indicates any two honest nodes store the same prefix of a transaction ledger, and liveness indicates the shard is available to handle transactions. In Arete, the security of a processing shard is defined as a tuple (f_S, f_L) , in which: (i) f_S represents the safety threshold, ensuring safety as long as no more than f_S Byzantine nodes exist in the shard; (ii) f_L represents the liveness threshold, ensuring liveness as long as no more than f_L Byzantine nodes exist in the shard. The safety-liveness separation empowers us to adjust f_S and f_L to offer a higher f_S fraction. Specifically, the security thresholds in processing shards are set to $f_S > f_L$. When forming

²Arete is an ancient Greek goddess meaning full utilization of potential.

processing shards, Arete allows no more than f_S (but can exceed f_L) Byzantine nodes in a processing shard, which can reduce the size of processing shards due to a larger f_S . In this case, a processing shard ensures safety statistically but could temporarily violate liveness. The temporary existence of liveness violation is admissible because, in a real-world system, temporary unavailability can be caused by benign reasons, such as routine maintenance and upgrades. Remarkably, Arete can still guarantee the liveness of the system eventually even though liveness-violated processing shards are formed. This is because our ordering shard can detect and recover liveness-violated processing shards, making all processing shards eventually available to handle transactions.

The safety-liveness separation, however, inevitably forms liveness-violated shards, and the system needs to recover these shards. Fortunately, we notice that recovering shards would become less costly if it happens rarely. To evaluate the cost of shard recovery, we define a new property, called \mathcal{P} -probabilistic liveness (§ II-C), for the sharding system that separates safety and liveness (e.g., GEARBOX [5]). Informally, it represents the probability of creating a new shard that guarantees liveness. In a practical scenario, a high \mathcal{P} -probabilistic liveness is acceptable. For instance, Amazon Web Service claims that 0.9999-probabilistic availability (i.e., 0.9999-probabilistic liveness as we claim in § VI-C) is deemed acceptable for a commercial corporation [36]. Therefore, Arete significantly reduces the cost of shard recovery caused by the safety-liveness separation. Notably, since processing shards can tolerate $f < 1/2$ corruptions, with safety-liveness separation, Arete only requires $f_S + f_L < 1$ under a partially synchronous/asynchronous model, whereas the safety-liveness separation used in GEARBOX necessitates $f_S + 2f_L < 1$. As shown in Table I, although both Arete and GEARBOX can achieve the shard size $m = 72$ by adjusting $f_S = 0.57$, Arete ensures 0.9999-probabilistic liveness while GEARBOX only achieves 0.3422-probabilistic liveness.

In summary, we make the following contributions:

- We propose Arete, a highly scalable blockchain sharding protocol allowing the system to create optimal-size shards to horizontally scale transaction handling (§ IV). Compared to existing solutions, Arete enhances the blockchain scalability without weakening the resilience to Byzantine failure or making synchrony assumptions, while maintaining low shard recovery costs.
- We propose a new COE architecture to efficiently finalize transactions (§ V). Empowered by our sharding protocol, the COE architecture can fully harness the resources of a large number of nodes, bringing remarkable performance enhancements in terms of transaction throughput and cross-shard confirmation latency.
- We provide a full implementation of Arete and compare it with the state-of-the-art sharding protocol GEARBOX [5] that aims to create more shards. We conducted experiments under a geo-distributed AWS environment (§ VII). The experiment results highlight the efficacy of our protocol. When ensuring a 0.9999-probabilistic liveness, Arete is allowed to create 20 processing shards whereas GEARBOX can only create seven shards with 500 nodes in total. Remarkably, Arete can process 180K raw transactions per second (4× improvement), near

intra-shard confirmation latency, and 10× less cross-shard confirmation latency compared to GEARBOX.

II. PRELIMINARIES

A. BFT SMR

A BFT SMR³ is a fundamental approach in distributed computing for building Byzantine fault-tolerant systems. It can be used to commit transactions for clients with the following security properties guarantee [37], [38]:

Definition 1 (Safety). *If sequences of transactions $(tx_1, tx_2, \dots, tx_j)$ and $(tx'_1, tx'_2, \dots, tx'_{j'})$ are committed by two honest nodes, then $tx_i = tx'_i$ for all $i \leq \min\{j, j'\}$, namely, any two honest nodes commit the same prefix ledger.*

Definition 2 (Liveness). *If a transaction tx is sent to at least one honest node, then tx will be eventually committed by every honest node.*

The fault tolerance of an SMR is constrained by a security threshold f , indicating the SMR ensures safety and liveness if the ratio of Byzantine nodes in the system is up to f .

Implementation of SMR. An SMR can be implemented with three repeatedly performed tasks [21]:

- **Data dissemination:** Nodes disseminate data (i.e., blocks of transactions) to the network and collect a quorum of signatures to form a certificate for each block. The quorum certificate ensures data availability, enabling all honest nodes to retrieve an intact block if the block is ordered and committed.
- **Ordering:** Nodes order the digests of the certified blocks and output them into a tamper-proof ledger. This task involves an instance of consensus to ensure all honest nodes output blocks in the same order.
- **Execution:** Nodes execute the ordered blocks of transactions with a deterministic execution engine. The state changes generated by transaction execution are then persisted into reliable storage (e.g., a disk). This task must ensure all honest nodes have the same and correct execution results which are externally verified.

Note that safety and liveness are implicated if all the above tasks can be completed/terminated and their goals can be achieved. Briefly, the ordering task guarantees the safety of the SMR, while the liveness is ensured if all three tasks can be repeatedly completed.

Fault tolerance of each task. A BFT SMR must be designed to tolerate equivocations where Byzantine nodes vote for two conflicting blocks to break the safety property. The requirement of tolerating equivocations degrades the security threshold of SMR. For instance, it is well-known that the non-synchronous SMR can only tolerate at most a third of Byzantine nodes, i.e., $f < 1/3$ [11]. When $f < 1/3$ is the fault tolerance upper bound of an SMR coupling all three SMR tasks, a decoupled SMR can achieve enhanced fault tolerance [39].

³In this work, we focus solely on the Byzantine fault model. Unless otherwise specified, we use SMR to exclusively denote BFT SMR.

To elaborate, assuming the network is not synchronous⁴, while the ordering task can tolerate only a third of Byzantine nodes (i.e., $f < 1/3$), the data dissemination and execution tasks can tolerate up to half of Byzantine nodes (i.e., $f < 1/2$). The intuitive reason is that equivocations only exist in the ordering task as the task is performed to guarantee safety. Such varying fault tolerances have been proved in [39]–[41]. We extend them to adapt to the safety-liveness separation condition (as discussed below) and give the proofs in Appendix A.

B. Safety-Liveness Separation in SMR

The classic SMR uses one security threshold f to indicate both safety and liveness fault tolerances simultaneously. Some recent SMR protocols [5], [37] consider the fault tolerance thresholds for safety and liveness separately to achieve a higher threshold for one property while relaxing that of another. Specifically, two thresholds can be defined when separating safety and liveness in an SMR:

Definition 3 (Safety Threshold f_S). *The safety threshold f_S defines an upper bound of the ratio of Byzantine nodes that an SMR can tolerate while still ensuring safety.*

Definition 4 (Liveness Threshold f_L). *The liveness threshold f_L defines an upper bound of the ratio of Byzantine nodes that an SMR can tolerate while still ensuring liveness.*

When considering the safety-liveness separation, the fault tolerance of each SMR task can be further clarified. Specifically, f_S and f_L satisfy $f_S + f_L < 1$ in the data dissemination and execution tasks, while $f_S + 2f_L < 1$ is required in the ordering task. Due to the page limitation, we defer the proofs to Appendix A (Lemmas 7- 9).

C. Security Properties in Sharding Systems

The safety and liveness properties mentioned above are defined for a single blockchain/SMR where all nodes maintain the same transaction ledger and all states. However, a sharding system, which divides nodes into multiple shards, can either (i) consist of multiple SMRs where each shard implements an SMR itself (most previous sharding protocols adopt this sharding scheme); or (ii) decouple the SMR tasks where different shards perform distinct SMR tasks (RIVET [40] and our Arete adopt this sharding scheme). The division of the ledger and states introduces cross-shard transactions that involve the data managed by multiple shards and are required to guarantee atomicity and consistency. Therefore, followed by the previous work [10], we slightly extend the standard security properties of SMR to adapt to a sharding system:

Definition 5 (Sharding Safety). *The sharding safety requires: (i) any two honest nodes of the same shard maintain the same prefix ledger; and (ii) any two honest nodes from two different shards have the same finalization sequence and operation (commit or abort) for all cross-shard transactions involving the two shards.*

Definition 6 (Sharding Liveness). *Transactions sent to honest nodes are eventually finalized by their relevant shards.*

Additionally, as discussed in § I, a sharding system trading the liveness threshold for the safety threshold can lead to the creation of liveness-violated shards⁵ and is required to recover the liveness-violated shards. To evaluate the cost of shard recovery, we define \mathcal{P} -probabilistic liveness :

Definition 7 (\mathcal{P} -probabilistic liveness). *A blockchain sharding system possesses \mathcal{P} -probabilistic liveness if the probability of creating a new shard that guarantees liveness is at least \mathcal{P} .*

Intuitively, a higher \mathcal{P} -probabilistic liveness indicates a lower shard recovery cost as a newly created shard is more likely to guarantee liveness. For instance, a 0.9999-probabilistic liveness indicates when creating 10,000 shards, there is only 1 shard violating liveness in expectation, which can meet the requirements of a commercial corporation in the real world [36]. It is worth emphasizing that a \mathcal{P} -probabilistic liveness does not signify a system guarantee of sharding liveness under a \mathcal{P} probability, as the system can recover temporary liveness-violated shards via the reconfiguration mechanism (see § IV-B for more details). Therefore, a sharding system with a \mathcal{P} -probabilistic liveness can still guarantee the same level of security as previous sharding protocols [3]–[5].

III. BUILDING A SCALABLE SHARDING SYSTEM WITH OPTIMAL-SIZE SHARDS

A blockchain sharding system divides nodes into multiple shards to handle transactions in parallel. Intuitively, with more shards created, the sharding system has higher parallelism and becomes more scalable. This section will present how to enable the system to create more shards by reducing the shard size.

A. Calculate the Minimum Shard Size

We assume a sharding system has a total population of n nodes where at most s fraction of the nodes are Byzantine. Similar to prior works [3]–[5], we can employ the hypergeometric distribution to calculate the probability of forming an insecure shard with size m . Specifically, denote FAU as the event where the insecure shard contains more than f Byzantine nodes, with f representing the security threshold. The probability of FAU happening can be calculated by:

$$Pr[FAU] = \sum_{x=\lceil mf \rceil}^m \frac{\binom{ns}{x} \binom{n-s}{m-x}}{\binom{n}{m}}. \quad (1)$$

We hope to keep the probability of forming faulty shards negligible, such that a shard can guarantee its security properties under a high-security level. In particular, we define a security parameter λ and hope to satisfy the following formulation:

$$Pr[FAU]_{m=m^*} \leq 2^{-\lambda}. \quad (2)$$

Equation (2) can be used to evaluate the minimum shard size m^* so that shards can ensure security properties with a very high probability, i.e., λ -bit security. Specifically, given n , s , f , and λ , the minimum shard size m^* is the minimum m that satisfies Equation (2).

⁴As our sharding protocol focuses on the partially synchronous communication model, in the rest of the paper, the network model is assumed partially synchronous unless otherwise specified.

⁵In the rest of this paper, we use the term *liveness-violated shard* to exclusively represent a shard with more than f_L Byzantine nodes when first being created even it is recovered later and the system guarantees liveness.

B. Existing Solutions and Our Key Insights

Equations (1)-(2) indicate the relationships among n , λ , s , f , and m^* . We focus on the impacts of s and f on m^* as distinct sharding protocols can assume the same n and λ but adopt varying s and f to reduce m^* (we also provide an overall analysis for interested readers in Appendix D). Shortly, we can conclude that a smaller s or a larger f allows the system to derive a smaller m^* . This insight has actually been noted by many representative sharding protocols. We compare their solutions for reducing shard size in Table I. Here, k is the number of shards that can be created, and $Pr[f_L]$ denotes the probability that no more than an f_L fraction of Byzantine nodes are assigned to a shard. To elaborate further, $Pr[f_L]$ indicates the probability that the liveness of a newly created shard is guaranteed, which equals $Pr[f_L]$ -probabilistic liveness as defined in Definition 7.

To reduce shard size, many protocols [3], [4], [7] make stronger assumptions. Omniledger [3] assumes a smaller s to reduce m^* . RapidChain [4] assumes a synchronous network by which f can be increased to 49% via a synchronous BFT protocol. AHL [7] relies on trusted hardware in the intra-shard consensus such that the consensus leader cannot equivocate, and thus can increase f to 49%. GEARBOX [5] separates the safety and liveness of a shard and trades the liveness threshold f_L for the safety threshold f_S to get a larger f_S . To elaborate, GEARBOX replaces f of Equation (1) with a larger f_S to get a smaller m^* , by which a newly created shard in GEARBOX statistically ensures the safety but may violate the liveness due to $f_S > f_L$. Thus, GEARBOX only provides a low \mathcal{P} -probabilistic liveness and suffers from a high recovery cost. All the above sharding protocols employ every shard to perform all three tasks of an SMR. Thus, the overall fault tolerance of their shards f is limited by the lower-bound fault tolerance required by the ordering task, e.g., $f < 1/3$ in [3], [5] that do not make a synchrony network assumption or rely on trusted hardware. Recall from § II-B that a shard performing the ordering task with $f < 1/3$ threshold necessitates $f_S + 2f_L < 1$. Due to this limitation, GEARBOX only increases f_S slightly if the system aims to provide a high \mathcal{P} -probabilistic liveness. For instance, to achieve 0.9999-probabilistic liveness with $s = 25\%$, f_S can be set to at most 35%, allowing only two shards to be created even with the safety-liveness separation mechanism.

To free shards from the limitation of the ordering fault tolerance, RIVET [40] proposes a reference-worker sharding scheme. In RIVET, the whole sharding system implements one SMR, and only one reference shard runs the ordering task. The worker shards exclusively disseminate and execute transactions and thus can tolerate 49% Byzantine nodes. Our Arete follows such a sharding scheme but employs new mechanisms to further reduce shard size and enable efficient transaction handling (the detailed comparison will be presented in § IV-B).

Key insights in creating optimal-size shards. This paper aims to reduce the shard size to allow the creation of more lightweight shards without making stronger assumptions. To create such optimal-size shards, a key insight is to enable a larger fault tolerance threshold of the shard. This can be done by freeing a shard from the limitation of the ordering fault tolerance and separating safety and liveness (but needed to avoid a high cost of shard recovery as in GEARBOX).

TABLE I. Comparison of sharding protocols on the total Byzantine ratio s , safety threshold f_S , liveness threshold f_L , minimum shard size m^* , shard number k , ensured $Pr[f_L]$ -probabilistic liveness, and network assumption. Assume $n = 1000$ nodes in the system and a $\lambda = 30$ security parameter.

Protocol	s	f_S	f_L	m^*	k	$Pr[f_L]$	network assumption
Omniledger [3]	25%	33%	33%	486	2	$1-2^{-30}$	partial sync.
RapidChain [4]	33%	49%	49%	247	4	$1-2^{-30}$	sync.
AHL [7]	30%	49%	49%	182	5	$1-2^{-30}$	partial sync.
RIVET [40]	33%	49%	49%	247	4	$1-2^{-30}$	partial sync.
GEARBOX [5]	30%	39%	30%	477	2	0.5768	partial sync.
	25%	35%	32%	403	2	0.9999	
	25%	57%	21%	72	13	0.3422	
Arete (ours)	30%	54%	45%	125	8	0.9999	partial sync.
	25%	57%	42%	72	13	0.9999	

IV. ARETE PROTOCOL

This section introduces our highly scalable sharding protocol, Arete, allowing the creation of more optimal-size shards.

A. System Setting and Trust Assumption

Transaction model. We target the account transaction model because it is more powerful to support different functionalities with smart contracts. An intra-shard transaction is defined as a transaction that involves states/data from one shard. In contrast, a cross-shard transaction involves states from several shards. In this paper, we focus on the *one-shot* cross-shard transactions, such as cross-shard transfer and atomic swap transactions, which account for the majority in a realistic network [42]. A one-shot transaction can be divided into two intra-shard transactions for relevant shards to execute independently without exchanging involved states (see Appendix B for more details). Supporting *multi-shot* cross-shard transactions is still an open problem for all existing sharding protocols because of the state separation. Some potential solutions built on our sharding protocol will be discussed in Appendix C-B.

Threat model. We assume there are n nodes⁶ (of which s proportion are Byzantine) in the system. A Byzantine (malicious) node can behave arbitrarily to deviate from the sharding protocol. However, Byzantine nodes are computationally bounded and cannot break standard cryptographic constructions. Based on these assumptions, we say a shard guarantees safety (or liveness) statistically if the probability of forming the shard with no more than f_S (of f_L) ratio of Byzantine nodes satisfies a λ -bit security level (i.e., the probability is more than $1 - 2^{-\lambda}$). Additionally, as prior sharding protocols [1]–[5], our sharding system operates in *epochs*, which is defined by a fixed number of blocks (e.g., 1000 blocks). At the beginning of each epoch, nodes reorganize shards through a reconfiguration mechanism to prevent adaptive attacks [43]. In this paper, the reconfiguration mechanism is also used to recover liveness-violated processing shards as [5] (§ IV-B).

Network model. As our ordering shard runs a partially synchronous BFT protocol (i.e., Hotstuff [44]), we assume a partially synchronous network model, where there is an unknown global stabilization time (GST) after which all message delays between honest nodes are bounded by a known Δ [11].

⁶For generality, we assume a node identity corresponds with one node.

B. Generating Optimal-size Shards with Arete

Arete is designed to achieve optimal shard size. The key idea of Arete is to allow a larger safety threshold f_S . To achieve this, Arete consists of two building blocks: ordering-processing sharding scheme and safety-liveness separation. Figure 1 gives an overview of Arete.

(1) Ordering-processing sharding scheme. In Arete, there are two types of shards: one ordering shard and multiple processing shards. An ordering shard performs the ordering task of SMR. It runs a BFT consensus protocol to establish a *global* transaction order for the system. Processing shards perform the data dissemination and execution tasks of SMR. They work as the ledger maintainer and transaction executor.

On a high level, our sharding protocol *shards ledger maintenance and transaction execution but not consensus*. A previous work RIVET [40] proposed a reference-worker sharding scheme that assigns a single reference shard for ordering, resembling our scheme but with notable distinctions. In Arete, we decouple and pipeline all SMR tasks (i.e., data dissemination, ordering, and execution), allowing shards to perform these tasks asynchronously and in parallel. In contrast, RIVET exclusively decouples the ordering task from the data dissemination and execution, where data dissemination and execution remain coupled and sequential. Moreover, RIVET employs an execute-order-commit architecture to handle transactions, which not only necessitates a leader in each worker shard to coordinate the execution stage but also could lead to a high transaction abortion due to potentially inconsistent order (see Appendix B for details). As we will illustrate in § V, Arete adopts a different architecture to handle transactions efficiently.

By decoupling transaction processing (i.e., dispersing and executing) from ordering, Arete enables processing shards to be free from consensus. When there is no equivocation, each processing shard can tolerate up to $f < 1/2$ ratio of Byzantine nodes even under a non-synchronous network model [39], [41]. The improved fault tolerance threshold allows a smaller shard size and the creation of more shards as we analyzed in § III. Note that the ordering shard running the consensus protocol is designed to statistically guarantee safety and liveness and thus still requires a security threshold $f = f_S = f_L < 1/3$.

(2) Safety-liveness separation. Arete considers safety and liveness against Byzantine nodes separately in processing shards. Similar to GEARBOX [5], Arete guarantees the safety property of processing shards statistically, while allowing a processing shard to violate liveness for a while. Specifically, when forming processing shards, Arete uses the safety threshold f_S to compute the minimum shard size, ensuring that the proportion of malicious nodes in each processing shard does not exceed f_S . By appropriately increasing the safety threshold f_S and decreasing the liveness threshold f_L , Arete enables a newly created processing shard with optimal size to guarantee safety statistically. Additionally, such a safety-liveness separation still ensures a high \mathcal{P} -probabilistic liveness (thus a low cost of shard recovery). Specifically, recall from § II-B that the safety-liveness separation enables our processing shards that only perform data dissemination and execution tasks to have $f_S + f_L < 1$. This is a significant improvement compared to the previous safety-liveness separation scheme [5], [13] which necessitate $f_S + 2f_L < 1$. As a result, when setting $f_S = 57\%$

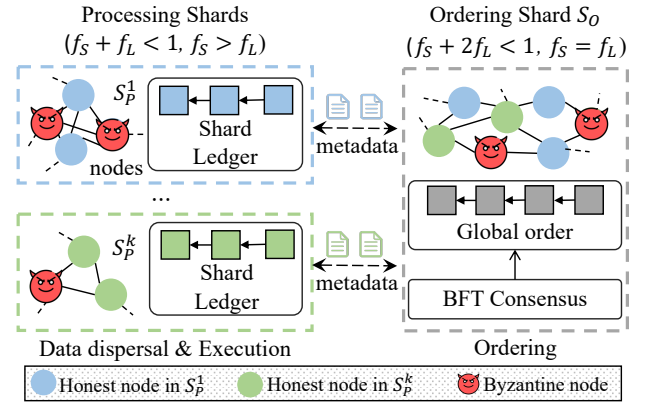


Fig. 1. Arete overview: the system is divided into one ordering shard and k processing shards $\{S_P^1 \dots S_P^k\}$. The ordering shard S_O runs a BFT consensus to globally order transactions, tolerating up to $f_S = f_L < 1/3$ Byzantine nodes. A processing shard performs the data dissemination and execution tasks, tolerating up to $f_S \geq 1/2$ Byzantine nodes.

to reduce the shard size to $m = 72$, Arete allows $f_L = 42\%$ (due to $f_S + f_L < 1$) and a relatively high 0.9999-probabilistic liveness (due to a high $f_L = 42\%$), as shown in Table I.

Shards bootstrap. The process of bootstrapping Arete closely follows that of previous sharding protocols using the random assignment mechanism [5]. We assume that the identities of all nodes are public (e.g., via publishing identities on an existing blockchain or publicly available websites). Given the total number of nodes n , the security parameter λ , the assumed total ratio of Byzantine nodes s , and the required liveness threshold f_L , nodes can form shards with the shard size m calculated through Equation (1) and (2). Note that the shard sizes of the ordering shard (denoted by $m^\#$) and processing shards (denoted by m^*) are different, where $m^\# > m^*$. The ordering shard must be large enough to guarantee both safety and liveness properties statistically, where $f = f_S = f_L = 1/3$. In contrast, a processing shard can have fewer nodes, ensuring safety statistically but only providing 0.9999-probabilistic liveness. The formation of the ordering shard and processing shards is independent, allowing a node to potentially belong to both the ordering shard and a processing shard. For instance, a node calculates a hash by concatenating its identity and perfect randomness. The resulting hash values of all nodes are mapped to a range $[0, 1)$, which is partitioned into $k = n/m^*$ regions to identify processing shards to which nodes belong. On the other hand, nodes can form the ordering shard based on the ranking of their calculated hash values (e.g., with the largest $m^\#$ nodes forming an $m^\#$ -size ordering shard). Note that the bootstrapping procedure in our work follows the random assignment mechanism as in previous works, and thus it can form (both ordering and processing) shards randomly.

Shards recover. Despite the potential for Arete to generate liveness-violated processing shards due to its safety-liveness separation, the shard reconfiguration mechanism comes into play to recover these liveness-violated processing shards. Our reconfiguration mechanism follows the methodology employed by GEARBOX and therefore inherently implies its effectiveness and security. Specifically, if the ordering shard receives messages (see § V for more details about the messages) from less than $f_S \cdot |S_P^{sid}| + 1$ nodes of a processing shard S_P^{sid} during an epoch, it can assign more nodes to S_P^{sid} , setting a higher liveness threshold (thus resulting in a lower safety

threshold and a larger shard size). This process can be iterated until the ordering shard receives messages from enough nodes of the processing shard. When entering a new epoch, the liveness-recovered processing shard will be trimmed to the originally optimal shard size. Note that even though a liveness-violated shard will be merely recovered after an epoch, Arete makes sure this recovery procedure rarely happens, e.g., 0.01% probability as we guarantee 0.9999-probabilistic liveness. Such a guarantee enables Arete to incur lower recovery costs and renders it more efficient than GEARBOX.

V. THE CERTIFY-ORDER-EXECUTE ARCHITECTURE

In this section, we present the COE architecture built on our sharding protocol that can handle transactions efficiently.

A. Block Structure

The COE architecture pipelines the decoupled data dissemination, ordering, and execution tasks of SMR in Arete. To facilitate this process, Arete designs three types of blocks.

Execution blocks are created and maintained by processing shards, used to guarantee the availability of transactions. An execution block (EB) created by node N_j^{sid} in the processing shard S_P^{sid} is defined as: $EB = \langle itxs, ctxs, sid, j \rangle$, where $itxs$ is a list of locally ordered intra-shard transactions, $ctxs$ is a list of locally ordered cross-shard transactions from S_P^{sid} , and sid is the processing shard ID.

Certificate blocks are created by processing shards to serve as the certified metadata of execution blocks. A certificate block (CB) associated with an execution block EB is defined as: $CB = \langle EB_{dst}, M_{ctxs}, sid, \sigma_{set}^P \rangle$, where EB_{dst} is the digest of EB , M_{ctxs} contains a list of metadata (e.g., hashes and involved shard IDs) of cross-shard transactions in EB , and σ_{set}^P contains a quorum $(f_S \cdot |S_P^{sid}| + 1)$ signatures of the process shard with the size $|S_P^{sid}|$ and safety threshold f_S .

Ordering blocks are created by the ordering shard via its consensus protocol. An ordering block (OB) is defined as: $OB = \langle ARGs, \hat{EB}_{dsts}, \hat{M}_{ctxs}, r, \sigma_{set}^O \rangle$, where $ARGs$ contains a set of aggregations of execution results for cross-shard transactions before the current consensus round r , \hat{EB}_{dsts} is a list of digests of globally ordered execution blocks, \hat{M}_{ctxs} is a list of metadata of globally ordered cross-shard transactions, and σ_{set}^O contains a quorum $(2f \cdot |S_O| + 1)$ signatures of the ordering shard with the size $|S_O|$ and security threshold f .

B. Architecture Specification

The COE architecture in a nutshell. The COE architecture consists of three stages: CERTIFY, ORDER, and EXECUTE, which respectively perform the data dissemination, ordering, and execution tasks of the SMR process. First, in the CERTIFY stage, nodes of each processing shard disseminate intact transactions in the form of execution blocks within the shard, where each other node of the shard will sign the digests of the received execution blocks. Once receiving a quorum of signatures (which ensures at least one honest node stores the intact transactions)

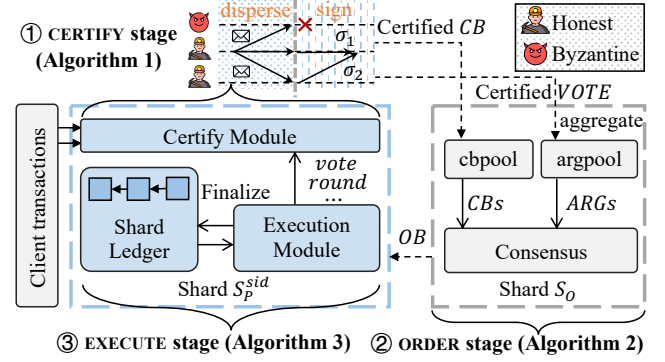


Fig. 2. The overview of the COE architecture: ① The CERTIFY stage: each processing shard disseminates intact transactions (and execution results of the ordered cross-shard transactions) within the shard itself and generates certification blocks (and execution results) signed by a quorum of the shard's nodes. ② The ORDER stage: the ordering shard S_O aggregates the execution results of the previously ordered cross-shard transactions from all relevant processing shards. S_O initiates a consensus instance to order the newly received certification blocks and the aggregated execution results. ③ The EXECUTE stage: each processing shard consensuslessly executes and finalizes the ordered transactions received from the ordering shard, then updates the relevant states of the blockchain ledger.

on an execution block EB , the creator of EB will create an associated certificate block CB containing all signatures and send CB to the ordering shard. Then, in the ORDER stage, the ordering shard S_O runs a consensus protocol to order certificate blocks in a new ordering block OB . As intact transactions have been dispersed in relevant processing shards, S_O only needs to order extremely lightweight metadata (i.e., signed-hash digests). Finally, in the EXECUTE stage, each processing shard executes the transactions ordered by S_O . Due to the consistent transaction order, nodes in the processing shard can execute and finalize the transactions in a consensusless way. Figure 2 demonstrates the overview of the COE architecture. We elaborate on each stage below.

(1) CERTIFY stage (Algorithm 1). We first introduce the CERTIFY stage to efficiently disseminate transactions. The objective of this stage is to ensure intact transactions can be retrieved after they are ordered (i.e., performing the data dissemination task). Our solution is motivated by the information dispersal scheme proposed in [45], which only works in a single shard/committee scenario. We extend this scheme to our sharding scenario in the consideration of cross-shard transactions. Specifically, the CERTIFY stage is performed in a leaderless manner. Each node N_j^{sid} in a processing shard S_P^{sid} creates new execution blocks for intra-shard and cross-shard transactions received from clients (lines 1-5). To make an execution block EB valid for ordering, N_j^{sid} needs to disseminate EB to other nodes in the same processing shard and collect their signatures on certifying EB . Meanwhile, N_j^{sid} also helps certify execution blocks from other nodes (lines 6-9). After receiving at least $f_S \cdot |S_P^{sid}| + 1$ signatures (including its own), the node creates a certificate block CB and sends it to the ordering shard (lines 10-14). Here, the quorum of signatures can guarantee the data availability of transactions (see Lemma 1 below).

In addition to new transactions, nodes in a processing shard also certify the $VOTE$ results of cross-shard transactions (lines 15-25). A $VOTE$ result is a data structure mapping cross-shard transactions to the execution results (i.e., success or failure) and will be aggregated by the ordering shard to determine if

⁷Arete proceeds in rounds. Each round is associated with a round r , where the ordering shard will run an instance of consensus to commit an ordering block. A round is therefore called a *consensus round*.

Algorithm 1 CERTIFY stage for Node N_j^{sid} in shard S_P^{sid}

```

► certify new transactions
1: upon certify(transactions  $txs$ ) do
2:    $\triangleright$  separate  $txs$  into intra-shard transactions  $itxs$  and cross-shard
   transactions  $ctxs$  based on their involved processing shards
3:    $EB \leftarrow \langle itxs, ctxs, sid, j \rangle$ 
4:   disseminate  $\langle \text{CERTIFY}, EB \rangle_{\sigma_j}$  to  $S_P^{sid}$ 
5:    $certified \leftarrow \{\}$ 
6:   upon receiving  $\langle \text{CERTIFY}, EB \rangle_{\sigma_k}$  do
7:      $EB_{dst} \leftarrow$  compute  $EB$ 's digest
8:      $M_{ctxs} \leftarrow \{\text{getMetadata}(ctx) \mid \forall ctx \in EB.ctxs\}$ 
9:     send  $\langle \text{CERTIFIED}, EB_{dst}, M_{ctxs}, sid \rangle_{\sigma_j}$  to Node  $k$ 
10:  upon receiving a CERTIFIED message  $ct$  do
11:     $certified \leftarrow certified \cup \{ct\}$ 
12:    if  $|certified| \geq f_S \cdot |S_P^{sid}|$  then
13:       $CB \leftarrow \langle EB_{dst}, M_{ctxs}, sid, \sigma_j \cup \{certified.\sigma\} \rangle$ 
14:      send  $CB$  to the ordering shard
► certify the ordered cross-shard transactions
15:  upon receiving a EXEVOTE message  $ev$  from its execution module do
16:    disseminate  $\langle \text{CVOTE}, ev.vote, ev.round, sid, j \rangle_{\sigma_j}$  to  $S_P^{sid}$ 
17:     $voted \leftarrow \{\}$ 
18:  upon receiving  $\langle \text{CVOTE}, vote, round, sid, k \rangle_{\sigma_k}$  do
19:    if  $vote$  is correct then
20:      send  $\langle \text{CVOTED}, vote, round, sid \rangle_{\sigma_j}$  to Node  $k$ 
21:  upon receiving a CVOTED message  $vt$  do
22:     $voted \leftarrow voted \cup \{vt\}$ 
23:    if  $|voted| \geq f_S \cdot |S_P^{sid}|$  then
24:       $VOTE \leftarrow \langle vote, round, sid, \sigma_j \cup \{voted.\sigma\} \rangle$ 
25:      send  $VOTE$  to the ordering shard

```

its corresponding cross-shard transactions can be committed (see the ORDER stage below). Specifically, upon receiving a EXEVOTE message from its execution module, N_j^{sid} disseminates its $VOTE$ result and collects signatures from other nodes in S_P^{sid} . Similarly, the node then sends the $VOTE$ result to the ordering shard after it collects at least $f_S \cdot |S_P^{sid}| + 1$ signatures. This ensures that at least one honest node certifies the correctness of the $VOTE$ result. Therefore, anyone (in the ordering shard) can verify the correctness of a $VOTE$ result by checking the number of its containing signatures without re-executing the corresponding cross-shard transactions.

Lemma 1 (Data Availability). *Given a processing shard with $|S_P^{sid}|$ nodes and a safety threshold f_S , any honest node can recover an intact execution block EB_1 if EB_1 's associated certificate block contains at least $f_S \cdot |S_P^{sid}| + 1$ signatures from distinct nodes of S_P^{sid} .*

Proof: Since Arete ensures that there are no more than $f_S \cdot |S_P^{sid}|$ malicious nodes in each processing shard, the quorum (i.e., $f_S \cdot |S_P^{sid}| + 1$) of signatures ensures that at least one honest node has the intact execution block. This enables all nodes in S_P^{sid} to eventually obtain the block by synchronizing it from the honest node, ensuring data availability. \square

The CERTIFY stage enables nodes in processing shards to fully utilize their bandwidth for data dissemination because each node can disseminate transaction batches independently and continuously without waiting for the ORDER and EXECUTE stages. From the perspective of data dissemination, Arete separates the task of data dissemination and consensus in the same way as DAG-based protocols [20]–[22] that have shown such a separation can improve performance significantly.

(2) ORDER stage (Algorithm 2). In each consensus round, nodes in S_O run an instance of consensus to create and finalize

Algorithm 2 ORDER stage for the ordering shard S_O

```

Local data:  $voteRounds$   $\triangleright$  map processing shard IDs to the latest
consensus rounds of  $VOTE$  results received from processing shards
► order new transactions
1: when creating a new ordering block  $OB$  do
2:    $ARGs \leftarrow$  fetch aggregated votes from its argpool
3:    $CBs \leftarrow$  fetch certificate blocks from its cbpool
4:    $OB \leftarrow \text{createBlock}(newRound, ARGs, CBs)$ 
5:   coordinate a consensus instance for  $OB$ 
6:  upon receiving a  $CB$  from shard  $S_P^{sid}$  do
7:    if  $\text{Verify}(CB, CB.\sigma_{set}^P)$  then
8:      store  $CB$  into cbpool
► aggregate VOTE results for cross-shard transactions
9:  upon receiving a  $VOTE$  result do
10:    if  $\text{Verify}(VOTE, VOTE.\sigma_{set}^P)$  then
11:      if  $voteRounds[VOTE.sid] + 1 = VOTE.round$  then
12:         $voteRounds[VOTE.sid] \leftarrow VOTE.round$ 
13:         $ARG \leftarrow$  fetch aggregator of  $VOTE.round$ 
14:         $ARG \leftarrow \text{AGGREGATEVOTE}(ARG, VOTE.vote)$ 
15:        if  $ARG$  is ready to be finalized then
16:          store  $ARG$  into argpool
17:        elseif  $voteRounds[VOTE.sid] < VOTE.round$  then
18:          synchronize missing votes from  $S_P^{VOTE.sid}$ 
19:          update the relevant aggregators
► inform processing shards
20:  upon finalizing the new ordering block  $OB$  do
21:    send  $OB$  to processing shards

22: function AGGREGATEVOTE( $ARG, vote$ )
23:   for  $\forall M_{ctx} \in vote.key()$  do
24:     if  $ARG.vote.contains(M_{ctx})$  then
25:        $ARG.vote[M_{ctx}] \leftarrow ARG.vote[M_{ctx}] \&\& vote[M_{ctx}]$ 
26:     else
27:        $ARG.vote[M_{ctx}] \leftarrow vote[M_{ctx}]$ 
28:   return  $ARG$ 

```

a new ordering block. *The objective of this stage is to establish a global order for transactions from all processing shards (i.e., perform the ordering/consensus task) and aggregate the execution results of cross-shard transactions.* Since Arete is agnostic to the consensus protocol, we omit the procedure of consensus on finalizing the ordering block in Algorithm 2, which depends on the specific consensus protocol. For instance, when running Hotstuff [44] in S_O , a leader \mathcal{L} is chosen (by, for example, round-robin) to create an ordering block OB in each consensus round (lines 1-5). \mathcal{L} fetches and orders a set of certificate blocks from its certificate pool cbpool, where cbpool stores all valid certificate blocks received from processing shards (lines 6-8). Note that a certificate block is considered valid if it contains a quorum of (i.e., at least $f_S \cdot |S_P^{sid}| + 1$) signatures from its processing shard S_P^{sid} . Once the fetched certificate blocks CBs are ordered, the local orders of transactions inside CBs are retained unchanged and combined into a global order. Then \mathcal{L} coordinates several stages of Hotstuff to finalize OB .

Arete also assigns the ordering shard to coordinate the finalization of cross-shard transactions. Arete adopts an *asynchronous cross-shard commit approach*, where the ordering shard can move to the next consensus round without waiting to receive $VOTE$ results of the current round from all relevant processing shards, i.e., cross-shard transactions are finalized in a non-blocking way. To this end, nodes trace the latest consensus round of the $VOTE$ result from each processing shard, i.e., $voteRounds$. When receiving a certified $VOTE$ result, nodes aggregate it into an aggregator ARG that is associated with a consensus round $ARG.round$ (lines 9-19).

The aggregator ARG will serve as a reference to indicate if a cross-shard transaction can be committed. Briefly speaking, the aggregation process $AGGREGATEVOTE$ (lines 22-28) is to perform AND operation on the execution results (where 1 means success and 0 means failure) of cross-shard transactions from all relevant processing shards. If the final value corresponding to a cross-shard transaction in an aggregator ARG is 1, then the cross-shard transaction is executed successfully by all relevant processing shards; in contrast, 0 indicates at least one processing shard fails to execute the cross-shard transaction. Once a node receives all involved $VOTE$ results for a previous consensus round $VOTE.round$, the corresponding aggregator ARG is ready to be finalized and stored in the node's aggregator pool $argpool$. When creating a new ordering block OB , the leader \mathcal{L} also fetches aggregators from $argpool$ and orders them in the block based on their corresponding consensus rounds. The new OB is then sent to processing shards (Lines 20-21).

Employing the ordering shard as a cross-shard coordinator enables processing shards to have the same view on the commitment of cross-shard transactions (i.e., with the same $ARGs$), as each ordering block is public to every processing shard. This can realize a *deterministic commitment*, which is crucial to achieving lock-free execution while guaranteeing cross-shard transactions to be finalized consistently (detailed in Appendix B). Briefly, since each processing shard learns all aggregations in ordering blocks, they can consistently abort failed cross-shard transactions. An initial concern about this approach is that the ordering shard requires extra storage and communication for something irrelevant to transaction ordering. However, we observe that the ordering shard can prune these aggregations once their corresponding cross-shard transactions are finalized since the relevant processing shards provide data availability. Moreover, as we will discuss in § V-C and Appendix C-B, we can optimize the data size for aggregations $ARGs$ during the ordering stage. Besides, we also discuss another implementation that frees the ordering shard from the coordination of cross-shard transactions, where processing shards communicate directly to finalize cross-shard transactions, implementing a *leaderless* coordination. However, the leaderless coordination brings more communication overhead as discussed in Appendix C-B.

(3) EXECUTE stage (Algorithm 3). In this stage, processing shards execute and finalize the ordered transactions. *The objective of this stage is to guarantee the correctness of transaction execution (i.e., performing the execution task).* Thanks to the established global order, the process of transaction execution can be simple. Algorithm 3 illustrates a simplified workflow of this stage, and we leave the detailed implementation in Appendix C-A due to the page limitation. Before executing transactions in a received ordering block OB , node N_j^{sid} in S_P^{sid} traces its locally latest consensus round $orderRound$ and uses a synchronizer to ensure not miss any ordering blocks it involves (lines 1-4). Finalizing transactions consists of three steps (lines 5-9). Abstractly, N_j^{sid} first finalizes the cross-shard transactions for previous rounds (in $ARGs$) because $ARGs$ aggregates execution results from all relevant processing shards and its corresponding cross-shard transactions are ready for finalization (line 6). Then, N_j^{sid} executes the ordered intra-shard transactions in \hat{EB}_{dsts} (line 7). Since intra-shard transactions

Algorithm 3 (Simplified) EXECUTE stage for Node N_j^{sid} in shard S_P^{sid}

```

▶ execute ordered transactions,  $OB = \langle ARGs, \hat{EB}_{dsts}, \hat{M}_{ctxs}, r, \sigma_{set}^O \rangle$ 
1: upon receiving a new ordering block  $OB$  do
2:   if  $OB.r > orderRound + 1$  and  $Verify(OB, OB.\sigma_{set}^O)$  then
3:     synchronize missing ordering blocks from  $S_O$ 
4:     update  $orderRound$  with the synchronized ordering blocks
5:   elseif  $OB.r == orderRound + 1$  and  $Verify(OB, OB.\sigma_{set}^O)$ 
6:     ▶ Step 1: handle aggregated results  $ARGs$ 
7:       finalize cross-shard transactions of  $ARGs$  for previous rounds
8:     ▶ Step 2: handle intra-shard transactions
9:       execute and finalize intra-shard transactions of  $\hat{EB}_{dsts}$ 
10:    ▶ Step 3: handle cross-shard transactions
11:      execute and vote for cross-shard transactions of  $\hat{M}_{ctxs}$ 
12:      generate EXEVOTE message and send it to the certification module

```

only access the data managed by S_P^{sid} , N_j^{sid} is able to finalize them immediately if they do not involve any uncommitted data (generated by unfinalized cross-shard transactions). Finally, N_j^{sid} executes the newly ordered cross-shard transactions of \hat{M}_{ctxs} (lines 8-9). Different from intra-shard transactions, the newly cross-shard transactions cannot be finalized in this round as they rely on the execution results from other relevant processing shards. Instead, N_j^{sid} votes for its local execution results and forward them to its certification module to certify the $VOTE$ result (lines 15-25 in Algorithm 1).

Arete utilizes the deterministic information provided by the ordering shard to realize a lock-free execution, by which processing shards can consistently and efficiently finalize transactions without blocking the executions and direct communications between processing shards. For more details about the lock-free execution, we recommend readers to read Appendix B. In comparison to previous cross-shard execution approaches, the lock-free execution in Arete is more promising for efficiently handling transactions in a real-world sharding system where some hotspot smart contracts (e.g., Uniswap [35] and cryptocurrency exchanges [34]) are frequently accessed. However, a lock-free execution can lead to a *cascading abortion* problem where aborting a cross-shard transaction ctx will make all following transactions conflicting with ctx (i.e., involving in accessing the states modified by ctx) aborted. While several existing solutions [46], [47] can be integrated into Arete to alleviate the cascading abortion issue, there are also promising new mitigation strategies specifically tailored for our blockchain sharding scenario. First, processing shards can avoid certifying new transactions that involve uncommitted states before the corresponding cross-shard transactions are finalized. Then, processing shards are allowed to overcharge the transaction fees from a user who issues an aborted transaction, preventing the malicious user from hurting performance with their aborted transactions. In fact, the trade-off between aborts (from lock-free execution) and waits (from lock-based execution) has been systematically quantified by previous work [46], showing that the performance obtained from the lock-free execution is better than that obtained from the lock-based execution under the scenario with hotspots.

C. Optimizations

In our ordering-processing sharding scheme, the single ordering shard needs to order transactions for all processing shards. Even though transactions are converted into extremely lightweight metadata (i.e., certificate blocks), the ordering

shard will eventually become the bottleneck as the scale of the network increases. Several optimizations are adopted by our protocol to avoid this bottleneck.

Cross-shard transaction batching. In § V-A, we assume a certificate block contains digests of every cross-shard transaction (i.e., the data field M_{ctxs}). However, M_{ctxs} can be replaced by fixed $k-1$ digests in implementation, where k is the number of processing shards in the system. Specifically, a processing shard batches all cross-shard transactions involving the same other processing shard and adds the digest of the batch into the certificate block. Since there are $k-1$ processing shards (excluding itself), a certificate block contains at most $k-1$ digests for cross-shard transaction batches.

Aggregators compression. The aggregators $ARGs$ in an ordering block can be compressed as bit strings (see Appendix C-B for more details). Briefly, since cross-shard transaction batches are explicitly ordered and recorded in previous ordering blocks, the ordering shard can replace the digests of cross-shard transaction batches in $ARGs$ with a sequence of binary bits, where a bit can represent the finalization result of a cross-shard transaction batch (i.e., 1 means commit while 0 means abort). Since a certificate block contains at most $k-1$ cross-shard transaction batches, $ARGs$ in an ordering block only requires $k-1$ bits for the certificate block.

Signatures aggregation. When creating certificate blocks and ordering blocks, we can compress a quorum of signatures (e.g., using BLS [48]) to a single signature.

Future bottleneck. With the above optimizations, we use a similar method as [21] to estimate the future bottleneck of the ordering shard. Specifically, we calculate the ratio of the data volumes that the ordering shard and a processing shard need to handle. Assume we use the SHA-256 algorithm to calculate a digest (i.e., a digest is 32B). As an illustration, an execution block, containing 5,000 transactions of 512B each, a shard ID of 2B, and a node ID of 2B, is around 2.56MB. Its associated certificate block, containing an execution block digest of 32B, $k-1$ batch digests of 32B each, a shard ID of 2B, and an aggregate (BLS) signature of 96B, is $32k + 98B$. Eventually, a node in a processing shard needs to handle approximate $(32k + 2.56MB)$ data to generate a certificate block for the ordering shard. When generating an ordering block, for each certificate block, the ordering shard needs to handle $(k-1)/8B$ for its $ARGs$, 32B for its execution block digest EB_{dst} , $32(k-1)B$ for its digests of cross-shard transaction batches M_{ctxs} , $8/kB$ for the round number (amortized by the number of processing shards k), and $96/kB$ for the aggregate signature (amortized by k). Eventually, we can calculate the ratio of the data volumes that the ordering shard and a processing shard need to handle by:

$$\frac{(k-1)/8 + 32 + 32(k-1) + 8/k + 96/k}{32k + 2560000} \quad (3)$$

Let equation(3) = $\frac{1}{k}$, we get $k \approx 283$, which indicates that we need about 283 processing shards before the ordering shard handles data volume similar to a processing shard. Note that this is a lower bound because it ignores the computation cost of transaction execution required by processing shards, which could be significant once the transaction workload becomes large. Nonetheless, such a lower bound of 283 shards can

meet the requirement of a production blockchain network. For instance, the sharding scheme developed by Ethereum (known as Danksharding) plans to split the network into 64 shards to achieve over 100,000 transactions per second [49].

VI. ANALYSIS

This section proves Arete guarantees sharding safety and sharding liveness properties defined in § II-C. We focus on the security guarantee within each epoch, while the security proof across epochs can be referenced in GEARBOX [5], as our reconfiguration mechanism follows their scheme. We also prove that \mathcal{P} -probabilistic liveness in Definition 7 indicates \mathcal{P} -probabilistic availability in a blockchain sharding system.

A. Sharding Safety Analysis

Since the ordering shard in Arete runs a BFT consensus to maintain its ledger, the inherent BFT consensus guarantees that nodes in the ordering shard maintain the same prefix ledger. Besides, cross-shard transactions only modify the states of processing shards but not the ordering shard. We therefore only discuss processing shards.

Lemma 2. *For every two honest nodes N_i^{sid} and N_j^{sid} with local ledgers \mathcal{L}_i^{sid} and \mathcal{L}_j^{sid} in processing shard S_P^{sid} , Arete guarantees: either $\mathcal{L}_i^{sid} \subseteq \mathcal{L}_j^{sid}$ or $\mathcal{L}_j^{sid} \subseteq \mathcal{L}_i^{sid}$.*

Proof: For the sake of contradiction, assume there is a consensus round r_c where \mathcal{L}_i^{sid} finalized a list of execution blocks with the digests EB_{dsts} , and \mathcal{L}_j^{sid} finalized another list of execution blocks with the digests EB'_{dsts} ($EB_{dsts} \neq EB'_{dsts}$). However, since EB_{dsts} and EB'_{dsts} are the content of ordering blocks, it means the ordering shard finalizes two ordering blocks in r_c , violating the safety of the ordering shard, leading to a contradiction. \square

Lemma 3 (Cross-shard Atomicity). *For any cross-shard transaction ctx that is finalized by relevant processing shards, all relevant processing shards either commit or abort ctx .*

Proof: Without loss of generality, we assume ctx involves two processing shards S_P^m and S_P^n . For the sake of contradiction, assume S_P^m commits ctx while S_P^n aborts ctx . Recall from the COE architecture that the ordering shard picks all aggregators into its ordering blocks. Thus, S_P^m receives an aggregator ARG where $ARG.vote[M_{ctx}] = 1$ while S_P^n receives an aggregator ARG' where $ARG'.vote[M_{ctx}] = 0$, or there is another cross-shard transaction ctx' conflicting with ctx such that $ARG.vote[M_{ctx'}] = 1$ and $ARG'.vote[M_{ctx'}] = 0$. Both of them mean the ordering shard commits two different ordering blocks in the same round. However, the BFT consensus ensures the safety of the ordering shard, leading to a contradiction. \square

Lemma 4 (Cross-shard Consistency). *For any two cross-shard transactions ctx_1 and ctx_2 that are finalized by relevant processing shards, either ctx_1 is finalized before ctx_2 or ctx_2 is finalized before ctx_1 in all relevant processing shards.*

Proof: Without loss of generality, we assume ctx_1 and ctx_2 involve two processing shards S_P^m and S_P^n . For the sake of contradiction, assume S_P^m finalizes ctx_1 before ctx_2 while S_P^n finalizes ctx_2 before ctx_1 . Recall from the EXECUTE stage

that cross-shard transactions are finalized in the order of the *VOTE* results of the aggregators. The above finalization results indicate that S_P^m and S_P^n receive different aggregators from the ordering shard, which violates the safety of the ordering shard and leads to a contradiction. \square

Lemma 2 proves Arete satisfies the condition(i) of Definition 5, and Lemmas 3 and 4 prove Arete satisfies the condition(ii) of Definition 5. Therefore, we have:

Theorem 1. *Arete guarantees the sharding safety.*

B. Sharding Liveness Analysis

Lemma 5. *Transactions sent to honest nodes are eventually ordered by the ordering shard.*

Proof: Recall from § IV-B that our shard reconfiguration mechanism ensures at least $f_S \cdot |S_P^{sid}| + 1$ nodes in each processing shard S_P^{sid} eventually send their certificate blocks to the ordering shard. Since at most f_S fraction of nodes is Byzantine, the above condition ensures at least one honest node can certify new transactions to the ordering shard. Therefore, every transaction sent to honest nodes can be packed into a certificate block that will be eventually ordered by the ordering shard. \square

Lemma 6. *Honest nodes can obtain intact transactions for execution if these transactions have been ordered by the ordering shard.*

Proof: If transactions are ordered by the ordering shard, it means their associated certificate blocks are valid (i.e., containing a quorum of signatures). From Lemma 1, we know that a valid certificate block enables nodes to retrieve all intact transactions corresponding with the block. Therefore, any honest node can eventually obtain these intact transactions. \square

Lemmas 5 and 6 jointly ensure each transaction sent to honest nodes can be handled by relevant processing shards and finalized eventually. Therefore, we have:

Theorem 2. *Arete guarantees the sharding liveness.*

C. Analysis for Probabilistic Liveness

It is well-known that a distributed system with crash/Byzantine failures cannot solve the consensus problem deterministically under the asynchronous network (i.e., the FLP impossibility [33]). In other words, a sharding system cannot handle new transactions when the network is asynchronous, i.e., being unavailable or not guaranteeing liveness. Therefore, we only consider that the network is being synchronous in the following proof.

Theorem 3. *In a sharding system, \mathcal{P} -probabilistic liveness indicates \mathcal{P} -probabilistic availability.*

Proof: Without loss of generality, we assume the reconfiguration interval is \mathcal{T} years (usually $0 < \mathcal{T} < 1$), and there are k shards in the system. Recall that \mathcal{P} -probabilistic liveness means when forming shards, the probability of a shard that violates liveness is $1 - \mathcal{P}$, indicating the expected number of liveness-violated shards is $(1 - \mathcal{P}) \cdot k$. A liveness-violated

shard can be considered unavailable as it neither handles new transactions nor responds to clients. Since liveness-violated shards can be recovered after the shard reconfiguration, \mathcal{P} -probabilistic liveness also indicates that $(1 - \mathcal{P}) \cdot k$ shards in expectation will be unavailable for \mathcal{T} years. When amortizing the unavailable time by all shards, we can calculate the unavailable time of the sharding system during the reconfiguration interval is $\frac{(1 - \mathcal{P}) \cdot k \cdot \mathcal{T}}{k} = (1 - \mathcal{P}) \cdot \mathcal{T}$ years. Moreover, since there are $\frac{1}{\mathcal{T}}$ times of shard reconfiguration in a year, the total unavailable time of the sharding system in a year is $(1 - \mathcal{P}) \cdot \mathcal{T} \cdot \frac{1}{\mathcal{T}} = (1 - \mathcal{P})$ years, indicating a \mathcal{P} -probabilistic availability of a system. \square

VII. EVALUATION

A. Implementation

We implement a prototype for Arete in Rust, which uses Tokio for asynchronous network, ed25519-dalek for elliptic curve-based signature, and RocksDB for persistent storage. The consensus protocol of the ordering shard adopts a variation of Hotstuff [50]. For the communications within each shard, we use TCP to realize reliable point-to-point channels. When a node sends a new message requiring signatures from other nodes of the same shard, it traces the reception of this message and keeps re-sending the message to which it did not receive an echo back. For communications between the ordering shard and processing shards, we allow nodes to connect one or more nodes from the other shard randomly. Our implementation involves around 6.5K LOC, and the source codes are public with the testing scripts⁸.

Given the extensive sharding protocols, it is difficult to replicate each of their unique parameter settings and system models. We thereby only compare Arete with GEARBOX [5], a state-of-the-art sharding protocol focusing on reducing the shard size as this paper does. Since GEARBOX adopts the same consensus protocols as most previous sharding protocols, we consider it a representative sharding protocol in our following comparison experiments. As GEARBOX does not provide its code implementation, for a fair comparison, we implement and evaluate GEARBOX based on our codebase⁹. Specifically, GEARBOX separates the safety f_S and liveness f_L properties where $f_S + 2f_L < 1$. Each committee¹⁰ in GEARBOX has been running an intra-shard consensus protocol [50] to continuously commit intra-shard transactions. To handle cross-shard transactions, GEARBOX adopts a two-phase commit protocol and uses its control chain to coordinate cross-shard consensus. A cross-shard transaction is divided into several sub-transactions that are then sent to relevant committees. In the first voting phase, these relevant committees execute sub-transactions and lock modified states. In the second committing phase, the control chain collects the executing results of all sub-transactions and informs all relevant committees to commit or abort the cross-shard transaction. That is if all sub-transactions are executed successfully, committees will unlock and commit the modified states; otherwise, committees will unlock and discard the modified states. A detailed illustration for handling cross-shard transactions with the two-phase commit protocol is illustrated

⁸<https://github.com/EtherCS/arete>

⁹<https://github.com/EtherCS/arete/tree/sota>

¹⁰For differentiation, we use the term *committee* to represent the shard of GEARBOX that runs the consensus protocol.

in Appendix B. Note that the control chain in GEARBOX is maintained by a specific shard (called control shard in the rest of this paper), and the control shard is assumed to satisfy safety and liveness properties all the time. Therefore, given the same parameter setting, the control shard is set as the same size as the ordering shard in Arete.

B. Experiment Setup

We run our evaluation in AWS, using c5a.xlarge EC2 instances spread across 8 regions in the world (3 in Europe, 3 in America, and 2 in Asia). Each instance provides 32 CPUs, 64 GB RAM, and 10 Gbps of bandwidth and runs Linux Ubuntu server 20.04. We deploy one client per node in processing shards to submit transactions at a fixed rate. Each transaction has a size of 512 Bytes. In the following sections, each measurement is the average of 2 runs where shards have been running for 10 minutes to obtain a more precise result.

In the following experiments, we set the total ratio of Byzantine nodes $s = 15\%$, the security parameter $\lambda = 20$. This allows us to create more shards to evaluate the scalability while avoiding excessive monetary expenses on EC2. For the ratio of cross-shard transactions, previous works propose different calculation methods, and many solutions are proposed to reduce the ratio of cross-shard transactions for a sharding system [51]–[55]. Calculating the ratio of cross-shard transactions is out of the scope of this paper, where we want to focus on reducing shard sizes. Therefore, we set the ratio of cross-shard transactions as 20% in our experiments.

TABLE II. Configurations under different numbers of nodes ($s = 15\%$, $\lambda = 20$), shown in the format [GEARBOX, Arete]

	The total number of nodes n					
	50	100	200	300	400	500
$m^\#$	[21, 21]	[42, 42]	[63, 63]	[72, 72]	[78, 78]	[81, 81]
m^*	[20, 13]	[38, 18]	[49, 20]	[57, 22]	[60, 24]	[63, 24]
$f_L(\%)$	[32, 41]	[31, 41]	[31, 42]	[31, 42]	[31, 43]	[31, 43]
k	[2, 3]	[2, 5]	[4, 10]	[5, 13]	[6, 16]	[7, 20]

C. Scalability

This experiment evaluates the scalability of Arete compared with GEARBOX. We measure the transaction throughput, end-to-end intra-shard confirmation latency, and end-to-end cross-shard confirmation latency when increasing the total number of nodes in the system. When calculating the shard sizes, we want to make sure: (i) the control shard (in GEARBOX) and the ordering shard (in Arete) always satisfy the safety and liveness; (ii) the committees (in GEARBOX) and the processing shards (in Arete) always satisfy the safety but only guarantee 0.9999-probabilistic liveness. TABLE II gives the configurations for this experiment, where $m^\#$ represents the size of the control (or ordering) shard, m^* represents the size of committees (or processing shards), f_L represents the liveness threshold of committees (or processing shards), and k represents the number of committees (or processing shards).

Figure 3 shows the transaction throughput under different total numbers of nodes and configurations. Both GEARBOX and Arete can scale the system where transaction throughput increases with the increasing number of nodes. There is an exception between $n = 50$ and $n = 100$, where GEARBOX achieves a higher throughput under $n = 50$ than under $n = 100$. We find it is because GEARBOX has the same

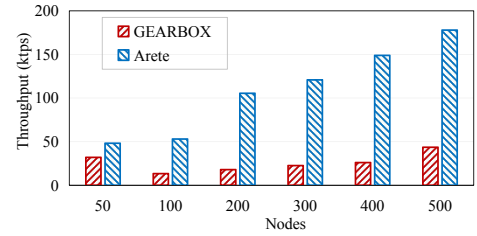


Fig. 3. Throughput under varying numbers of nodes.

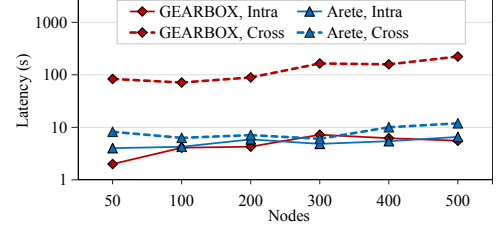


Fig. 4. End-to-end latency with varying numbers of nodes.

number of (i.e., $k = 2$) committees but smaller committee sizes when $n = 50$ than when $n = 100$. This shows a larger committee size will compromise transaction throughput as it introduces higher communication overheads. On the other hand, a smaller shard size enables us to create more shards, making Arete achieve much higher throughput compared with GEARBOX. For example, when $n = 500$, Arete has $k = 20$ processing shards to execute transactions in parallel and can achieve about 180K transactions per second, which is 4× improvement compared to GEARBOX.

Figure 4 shows end-to-end intra-shard and cross-shard confirmation latency under different total numbers of nodes, where we start from the time when the client sends a transaction to the time when the transaction is finalized. When n increases, the confirmation latency of both intra-shard and cross-shard transactions increases since the shard size becomes larger as well. Compared to GEARBOX, Arete achieves near intra-shard confirmation latency, which varies from approximately 4s to 6s with n increases. For the cross-shard confirmation latency, Arete performs much better than GEARBOX due to our lock-free execution. To elaborate, the cross-shard confirmation latency of Arete varies from approximately 8s to 12s with n increases whereas GEARBOX requires 80s to 223s to finalize a cross-shard transaction due to its adopted two-phase commit protocol. Arete reduces the cross-shard confirmation latency by over 10 times compared to GEARBOX.

D. Performance

We evaluate the performance of Arete in terms of transaction throughput, end-to-end intra-shard confirmation latency, and end-to-end cross-shard confirmation latency. In the following experiments, we run 500 nodes in total, and the other configurations regarding $m^\#$, m^* , f_L , and k are illustrated in TABLE II (in the column $n = 500$).

Fault-free performance. We first run the fault-free experiment under different workloads of the system. We use throughput-latency characteristics to depict the performance of the system. Such throughput-latency characteristics can evaluate the capacity of a system to handle transactions. To elaborate, before the workload reaches saturated, the confirmation latency changes slightly while transaction throughput can increase noticeably

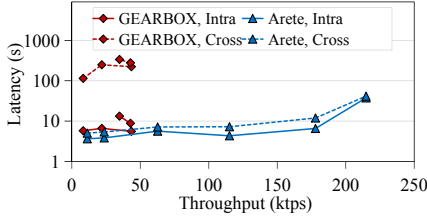


Fig. 5. Throughput-latency performance.

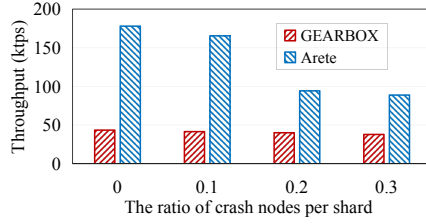


Fig. 6. Throughput under varying crash faults.

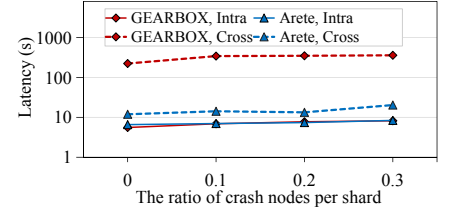


Fig. 7. Latency under varying crash faults.

as the workload enlarges; in contrast, after the workload is saturated, transaction throughput will become steady while the confirmation latency will increase noticeably as the workload enlarges. Therefore, the steady transaction throughput is used to evaluate the optimal performance of a system. Figure 5 shows the throughput-latency characteristics of GEARBOX and Arete. Under $n = 500$, Arete can achieve an optimal performance of about 180K transaction throughput at an intra-shard latency below 7 seconds and a cross-shard latency below 12 seconds. In contrast, the optimal transaction throughput of GEARBOX is around 45K while its cross-shard latency is much higher than its intra-shard latency. Intuitively, the high throughput of Arete benefits from smaller shard sizes and more shards. Furthermore, a larger liveness threshold f_L also enables Arete to more quickly move to the next phase since the quorum of moving to the next phase ($1-f_L$) decreases. This validates the benefits of reducing shard sizes and enhancing the transaction process with the proposed COE architecture.

Performance under crash faults. We then evaluate the performance under the crash fault model. We conduct experiments with 0%, 10%, 20%, and 30% ratios of crash nodes in each committee (or processing shard) respectively. A crash node in our experiments neither responds to clients nor participates in the sharding protocol. Figure 6 shows the transaction throughput of GEARBOX and Arete under different crashed ratios. We observe that the number of crash nodes can compromise the throughput of Arete more than the throughput of GEARBOX. Specifically, the throughput of Arete drops from 180K to 88K with the ratio of crash nodes increases. On the contrary, the throughput of GEARBOX drops slightly (approximately from 45K to 38K) with the ratio of crash nodes increases. This indicates that nodes in Arete can contribute their bandwidth to the transaction throughput more effectively than GEARBOX. Figure 7 shows the latency of GEARBOX and Arete under different crashed ratios. We observe that with more crash faults in the system, both intra-shard and cross-shard confirmation latency of GEARBOX and Arete increase. Intuitively, due to fewer active nodes in each shard, a shard requires a larger ratio of nodes' signatures to move to the next stage. In this case, any slight network delay between two nodes may significantly slow down the process of finalizing transactions.

VIII. RELATED WORK

Blockchain sharding. The blockchain sharding protocols [1]–[4], [6]–[9], [40], [42] have been proposed to scale the blockchain and experience a rapid growth. However, the early-stage sharding protocols focus on *how to securely shard the system* but ignore *how to create node shards for higher parallelism*. Many recent sharding protocols [5], [12], [18] are thus presented to fill this gap by allowing the liveness or safety properties of a shard to be violated and introducing costly recovery mechanisms to resolve/recover unsecured

shards. However, they are still far away from practical usage due to either the high cost of shard recovery or a limited improvement in reducing shard size, as detailed in § III-B. Arete is designed to achieve practically small shard sizes while keeping succinctness for a sharding protocol.

Blockchain decoupling architectures. Many decoupling architectures are implemented to enhance the performance of non-sharding blockchains. Hyperledger [24] proposes an execute-order-validate (EOV) architecture to support parallelizing transaction execution before ordering. Nathan et al. [25] and BIDL [26] adopt an execute-order-parallel-validate that can hide the ordering cost by decoupling and parallelizing the transaction execution and ordering. However, the executing-before/parallel-ordering architecture can incur read/write conflicts due to inconsistent access, leading to transaction abortion and compromising performance. Many works [56], [57] strive to reduce the abortion rate by applying some reordering algorithms but still suffer from a high abortion rate when the transaction workload involves frequent conflicts. In contrast, ACE [28] decouples transaction execution from consensus and offloads transactions into off-chain for parallelized execution after they are ordered. Many other works adopt a consensus/ordering-free decoupling architecture for transaction execution. These solutions can eliminate the transaction abortion brought by the EOV architecture. However, they either rely on a single trusted server [58] or solely support a simple transfer application [27], [59], [60]. Moreover, all the above decoupling solutions fail to capture a resource-intensive task in SMR (i.e., data dissemination) and cannot fully utilize bandwidth resources without decoupling the data dissemination and ordering/execution. The data dissemination task has been pointed out as a main bottleneck in a high-performance SMR by recent works [61], [62]. Thus, the above decoupling solutions are poorly scalable. A line of DAG-based consensus protocols [20]–[23], [30]–[32] and its production blockchain Sui [63] fully separating three SMR tasks as Arete. The DAG-based consensus protocols adopt a vertical scaling architecture where newly joining nodes (called workers) must trust the primary node they associate with, introducing a stronger trust assumption. In contrast, Arete adopts a horizontal sharding architecture without bringing new trust assumptions.

IX. CONCLUSION

This work proposed Arete, an optimal sharding protocol achieving scalable blockchains with deconstructed SMR. From the experiments on the AWS environment, Arete allows the creation of more shards compared to the state-of-the-art sharding protocol, achieving higher scalability. Moreover, the experiment results also show that the certify-order-execute model adopted by Arete can achieve remarkable performance.

REFERENCES

- [1] Loi Luu, Viswesh Narayanan, Chaodong Zheng, Kunal Baweja, Seth Gilbert, and Prateek Saxena. A secure sharding protocol for open blockchains. In *ACM CCS*, pages 17–30, 2016.
- [2] Mustafa Al-Bassam, Alberto Sonnino, Shehar Bano, Dave Hrycyszyn, and George Danezis. Chainspace: A sharded smart contracts platform. In *NDSS*, 2018.
- [3] Eleftherios Kokoris-Kogias, Philipp Jovanovic, Linus Gasser, Nicolas Gailly, Ewa Syta, and Bryan Ford. Omniledger: A secure, scale-out, decentralized ledger via sharding. In *IEEE S&P*, pages 583–598, 2018.
- [4] Mahdi Zamani, Mahnush Movahedi, and Mariana Raykova. Rapidchain: Scaling blockchain via full sharding. In *ACM CCS*, pages 931–948, 2018.
- [5] Bernardo David, Bernardo Magri, Christian Matt, Jesper Buus Nielsen, and Daniel Tschudi. Gearbox: Optimal-size shard committees by leveraging the safety-liveness dichotomy. In *ACM CCS*, pages 683–696, 2022.
- [6] Jiaping Wang and Hao Wang. Monoxide: Scale out blockchains with asynchronous consensus zones. In *USENIX NSDI*, pages 95–112, 2019.
- [7] Hung Dang, Tien Tuan Anh Dinh, Dumitrel Loghin, Ee-Chien Chang, Qian Lin, and Beng Chin Ooi. Towards scaling blockchain systems via sharding. In *ACM SIGMOD*, pages 123–140, 2019.
- [8] Tyler Crain, Christopher Natoli, and Vincent Gramoli. Red belly: a secure, fair and scalable open blockchain. In *IEEE S&P*, pages 466–483, 2021.
- [9] Yibin Xu, Jingyi Zheng, Boris Döder, Tijs Slaats, and Yongluan Zhou. A two-layer blockchain sharding protocol leveraging safety and liveness for enhanced performance. In *NDSS*, 2024.
- [10] Jianting Zhang, Wuhui Chen, Sifu Luo, Tiantian Gong, Zicong Hong, and Aniket Kate. Front-running attack in sharded blockchains and fair cross-shard consensus. In *NDSS*, 2024.
- [11] Cynthia Dwork, Nancy Lynch, and Larry Stockmeyer. Consensus in the presence of partial synchrony. *J. ACM*, 35(2):288–323, apr 1988.
- [12] Mingzhe Li, You Lin, Jin Zhang, and Wei Wang. Cochain: High concurrency blockchain sharding via consensus on consensus. In *IEEE INFOCOM*, pages 1–10, 2023.
- [13] Mustafa Safa Ozdayi, Yue Guo, and Mahdi Zamani. Instachain: Breaking the sharding limits via adjustable quorums. *Cryptology ePrint Archive*, 2022.
- [14] Pierre Civi, Muhammad Ayaz Dzulfikar, Seth Gilbert, Vincent Gramoli, Rachid Guerraoui, Jovan Komatovic, and Manuel Vidigueira. Byzantine consensus is $\Theta(n^2)$: the dolev-reischuk bound is tight even in partial synchrony! *Distributed Comput.*, 37(2):89–119, 2024.
- [15] Zicong Hong, Song Guo, Peng Li, and Wuhui Chen. Pyramid: A layered sharding blockchain system. In *IEEE INFOCOM*, pages 1–10, 2021.
- [16] Benjamin Y Chan and Elaine Shi. Streamlet: Textbook streamlined blockchains. In *ACM AFT*, pages 1–11, 2020.
- [17] Ittai Abraham, Dahlia Malkhi, Kartik Nayak, Ling Ren, and Maofan Yin. Sync hotstuff: Simple and practical synchronous state machine replication. In *IEEE S&P*, pages 106–118, 2020.
- [18] Mustafa Safa Ozdayi, Yue Guo, and Mahdi Zamani. Instachain: Breaking the sharding limits via adjustable quorums. *Cryptology ePrint Archive*, 2022.
- [19] Ethereum. Ethereum synchronization modes. <https://ethereum.org/en/developers/docs/nodes-and-clients/#sync-modes>. Accessed: 2024.
- [20] Idit Keidar, Eleftherios Kokoris-Kogias, Oded Naor, and Alexander Spiegelman. All you need is dag. In *ACM PODC*, pages 165–175, 2021.
- [21] George Danezis, Lefteris Kokoris-Kogias, Alberto Sonnino, and Alexander Spiegelman. Narwhal and tusk: a dag-based mempool and efficient bft consensus. In *ACM EuroSys*, pages 34–50, 2022.
- [22] Alexander Spiegelman, Neil Giridharan, Alberto Sonnino, and Lefteris Kokoris-Kogias. Bullshark: Dag bft protocols made practical. In *ACM CCS*, pages 2705–2718, 2022.
- [23] Alexander Spiegelman, Balaji Aurn, Rati Gelashvili, and Zekun Li. Shoal: Improving dag-bft latency and robustness. *arXiv preprint arXiv:2306.03058*, 2023.
- [24] Elli Androulaki, Artem Barger, Vita Bortnikov, Christian Cachin, Konstantinos Christidis, Angelo De Caro, David Enyeart, Christopher Ferris, Gennady Laventman, Yacov Manevich, et al. Hyperledger fabric: a distributed operating system for permissioned blockchains. In *ACM EuroSys*, page 30, 2018.
- [25] Senthil Nathan, Chander Govindarajan, Adarsh Saraf, Manish Sethi, and Praveen Jayachandran. Blockchain meets database: Design and implementation of a blockchain relational database. *VLDB Endowment*, 12(11), 2019.
- [26] Ji Qi, Xusheng Chen, Yunpeng Jiang, Jianyu Jiang, Tianxiang Shen, Shixiong Zhao, Sen Wang, Gong Zhang, Li Chen, Man Ho Au, et al. Bidl: A high-throughput, low-latency permissioned blockchain framework for datacenter networks. In *ACM SOSP*, pages 18–34, 2021.
- [27] Mathieu Baudet, George Danezis, and Alberto Sonnino. Fastpay: High-performance byzantine fault tolerant settlement. In *ACM AFT*, pages 163–177, 2020.
- [28] Karl Wüst, Sinisa Matetic, Silvan Egli, Kari Kostianen, and Srdjan Capkun. Ace: Asynchronous and concurrent execution of complex smart contracts. In *ACM CCS*, pages 587–600, 2020.
- [29] Kushal Babel, Andrey Chursin, George Danezis, Lefteris Kokoris-Kogias, and Alberto Sonnino. Mysticeti: Low-latency dag consensus with fast commit path. *arXiv preprint arXiv:2310.14821*, 2023.
- [30] Same Blackshear, Andrey Chursin, George Danezis, Anastasios Kichidis, Lefteris Kokoris-Kogias, Xun Li, Mark Logan, Ashok Menon, Todd Nowacki, Alberto Sonnino, et al. Sui lustris: A blockchain combining broadcast and consensus. In *ACM CCS*, 2024.
- [31] Nibesh Shrestha, Aniket Kate, and Kartik Nayak. Sailfish: Towards improving latency of dag-based bft. *Cryptology ePrint Archive*, 2024.
- [32] Quentin Kniep, Lefteris Kokoris-Kogias, Alberto Sonnino, Igor Zablotchi, and Nuda Zhang. Pilotfish: Distributed transaction execution for lazy blockchains. *arXiv preprint arXiv:2401.16292*, 2024.
- [33] Michael J Fischer, Nancy A Lynch, and Michael S Paterson. Impossibility of distributed consensus with one faulty process. *JACM*, pages 374–382, 1985.
- [34] Coinbase. Coinbase cryptocurrency exchange. <https://www.coinbase.com/>. Accessed: 2024.
- [35] Uniswap.io. uniswap. <https://docs.uniswap.io/>. Accessed: 2024.
- [36] AWS. four nines scenario. <https://docs.aws.amazon.com/wellarchitected/latest/reliability-pillar/s-99.99-scenario.html>. Accessed: 2024.
- [37] Atsuki Momose and Ling Ren. Multi-threshold byzantine fault tolerance. In *ACM CCS*, pages 1686–1699, 2021.
- [38] Dahlia Malkhi, Kartik Nayak, and Ling Ren. Flexible byzantine fault tolerance. In *ACM CCS*, pages 1041–1053, 2019.
- [39] Jian Yin, Jean-Philippe Martin, Arun Venkataramani, Lorenzo Alvisi, and Mike Dahlin. Separating agreement from execution for byzantine fault tolerant services. In *ACM SOSP*, pages 253–267, 2003.
- [40] Sourav Das, Vinith Krishnan, and Ling Ren. Efficient cross-shard transaction execution in sharded blockchains. *arXiv preprint arXiv:2007.14521*, 2020.
- [41] Allen Clement, Flavio Junqueira, Aniket Kate, and Rodrigo Rodrigues. On the (limited) power of non-equivocation. In *ACM PODC*, pages 301–308, 2012.
- [42] George Pirlea, Amrit Kumar, and Ilya Sergey. Practical smart contract sharding with ownership and commutativity analysis. In *ACM PLDI*, pages 1327–1341, 2021.
- [43] Rafael Pass and Elaine Shi. Hybrid consensus: Efficient consensus in the permissionless model. In *DISC*, 2017.
- [44] Maofan Yin, Dahlia Malkhi, Michael K Reiter, Guy Golan Gueta, and Ittai Abraham. Hotstuff: Bft consensus with linearity and responsiveness. In *ACM PODC*, pages 347–356, 2019.
- [45] Kamilla Nazirkhanova, Joachim Neu, and David Tse. Information dispersal with provable retrievability for rollups. In *ACM AFT*, pages 180–197, 2022.
- [46] Zhihan Guo, Kan Wu, Cong Yan, and Xiangyao Yu. Releasing locks as early as you can: Reducing contention of hotspots by violating two-phase locking. In *ACM SIGMOD*, pages 658–670, 2021.
- [47] Rati Gelashvili, Alexander Spiegelman, Zhuolun Xiang, George Danezis, Zekun Li, Dahlia Malkhi, Yu Xia, and Runtian Zhou. Block-

stm: Scaling blockchain execution by turning ordering curse to a performance blessing. In *ACM PPoPP*, pages 232–244, 2023.

[48] Dan Boneh, Ben Lynn, and Hovav Shacham. Short signatures from the weil pairing. In *Asiacrypt*, pages 514–532. Springer, 2001.

[49] Ethereum. Danksharding. <https://ethereum.org/en/roadmap/danksharding/>, 2023. Accessed: 2024.

[50] Rati Gelashvili, Lefteris Kokoris-Kogias, Alberto Sonnino, Alexander Spiegelman, and Zhuolun Xiang. Jolteon and ditto: Network-adaptive efficient consensus with asynchronous fallback. In *FC*, pages 296–315, 2022.

[51] Huawei Huang, Xiaowen Peng, Jianzhou Zhan, Shenyang Zhang, Yue Lin, Zibin Zheng, and Song Guo. Brokerchain: A cross-shard blockchain protocol for account/balance-based state sharding. In *IEEE INFOCOM*, 2022.

[52] Yuanzhe Zhang, Shirui Pan, and Jiangshan Yu. Txallo: Dynamic transaction allocation in sharded blockchain systems. In *IEEE ICDE*, pages 721–733, 2023.

[53] Lan N Nguyen, Truc DT Nguyen, Thang N Dinh, and My T Thai. Optchain: Optimal transactions placement for scalable blockchain sharding. In *IEEE ICDSCS*, pages 525–535, 2019.

[54] Michał Król, Onur Ascigil, Sergi Rene, Alberto Sonnino, Mustafa Al-Bassam, and Etienne Rivière. Shard scheduler: object placement and migration in sharded account-based blockchains. In *ACM AFT*, pages 43–56, 2021.

[55] Yuechen Tao, Bo Li, Jingjie Jiang, Hok Chu Ng, Cong Wang, and Baochun Li. On sharding open blockchains with smart contracts. In *IEEE ICDE*, pages 1357–1368, 2020.

[56] Ankur Sharma, Felix Martin Schuhknecht, Divya Agrawal, and Jens Dittrich. Blurring the lines between blockchains and database systems: the case of hyperledger fabric. In *ACM SIGMOD*, pages 105–122, 2019.

[57] Pingcheng Ruan, Dumitrel Loghin, Quang-Trung Ta, Meihui Zhang, Gang Chen, and Beng Chin Ooi. A transactional perspective on execute-order-validate blockchains. In *ACM SIGMOD*, pages 543–557, 2020.

[58] Zeshun Peng, Yanfeng Zhang, Qian Xu, Haixu Liu, Yuxiao Gao, Xiaohua Li, and Ge Yu. Neuchain: a fast permissioned blockchain system with deterministic ordering. *VLDB Endowment*, 15(11):2585–2598, 2022.

[59] Andrei Tonkikh, Pavel Ponomarev, Petr Kuznetsov, and Yvonne-Anne Pignolet. Cryptoconcurrency:(almost) consensusless asset transfer with shared accounts. In *ACM CCS*, pages 1556–1570, 2023.

[60] Pezhman Nasirifard, Ruben Mayer, and Hans-Arno Jacobsen. Orderlesschain: A crdt-based bft coordination-free blockchain without global order of transactions. In *Middleware*, pages 137–150, 2023.

[61] Vivek Bagaria, Sreeram Kannan, David Tse, Giulia Fanti, and Pramod Viswanath. Prism: Deconstructing the blockchain to approach physical limits. In *ACM CCS*, pages 585–602, 2019.

[62] Haifeng Yu, Ivica Nikolić, Ruomu Hou, and Prateek Saxena. Ohie: Blockchain scaling made simple. In *IEEE S&P*, pages 90–105, 2020.

[63] The Sui Team. The sui blockchain. <https://sui.io/>. Accessed: 2024.

[64] Sourav Das, Vinith Krishnan, Irene Miriam Isaac, and Ling Ren. Spurt: Scalable distributed randomness beacon with transparent setup. In *IEEE S&P*, pages 2502–2517, 2022.

[65] Elli Androulaki, Christian Cachin, Angelo De Caro, and Eleftherios Kokoris-Kogias. Channels: Horizontal scaling and confidentiality on permissioned blockchains. In *ESORICS*, pages 111–131, 2018.

[66] Jelle Hellings and Mohammad Sadoghi. Byshard: Sharding in a byzantine environment. *Proc. VLDB Endow*, 2021.

[67] Yi Lu, Xiangyao Yu, Lei Cao, and Samuel Madden. Aria: A fast and practical deterministic oltp database. *Proceedings of the VLDB Endowment*, 2020.

[68] Zhiyuan Dong, Zhaoguo Wang, Xiaodong Zhang, Xian Xu, Changgeng Zhao, Haibo Chen, Aurojit Panda, and Jinyang Li. Fine-grained re-execution for efficient batched commit of distributed transactions. *VLDB Endowment*, pages 1930–1943, 2023.

[69] Yang Chen, Zhongxin Guo, Runhuai Li, Shuo Chen, Lidong Zhou, Yajin Zhou, and Xian Zhang. Forerunner: Constraint-based speculative transaction execution for ethereum. In *ACM SOSP*, pages 570–587, 2021.

[70] Zicong Hong, Song Guo, Enyuan Zhou, Jianting Zhang, Wuhui Chen, Jinwen Liang, Jie Zhang, and Albert Zomaya. Prophet: Conflict-free sharding blockchain via byzantine-tolerant deterministic ordering. *IEEE INFOCOM*, pages 1–10, 2023.

APPENDIX A PROOFS OF FAULT TOLERANCES IN SMR

In this section, we prove the Byzantine fault tolerance of each SMR task with the safety-liveness separation. Similar to the aforementioned notations, let f denote the security threshold, f_S denote the safety threshold, and f_L denote the liveness threshold. A Byzantine node is called a safety fault if it attempts to break the safety property by, for example, proposing two different blocks in the same position of the blockchain ledger. Similarly, a liveness fault is defined as a node attempting to break the liveness property by, for example, refusing to respond to honest nodes. With the definitions, there are up to an f_S fraction of safety faults and an f_L fraction of liveness faults in the SMR. Moreover, we consider a partially synchronous network model as assumed in the paper, where message delays are bounded by Δ after GST. Recall that the safety and liveness of the SMR are implicated if all SMR tasks can be completed and their goals can be achieved. Therefore, the key idea of our proofs is to show each SMR task can be completed, and its goal can be achieved with given f_S and f_L .

For the data dissemination task, recall that it is completed if a certified block is generated and its goal is to ensure all honest nodes can retrieve an intact block if the block is ordered and committed.

Lemma 7. *The data dissemination task of SMR can generate a certified block such that all honest nodes can retrieve it after it is ordered and committed, as long as $f_S + f_L < 1$.*

Proof: Since there is at least one honest node in SMR, at least one block B can be generated by honest nodes. The honest creator of B disseminates B to the network and collects signatures on it from other nodes. Since it is impossible to distinguish a liveness fault (that does not send messages) and a slow honest node whose messages are in the flight due to the network delay, the honest creator has to move on after receiving a quorum $(1 - f_L)$ signatures indicating that the other nodes have received the intact B . Note that the process of collecting a quorum $(1 - f_L)$ signatures can be terminated after GST. Because of $f_S + f_L < 1$, the quorum $(1 - f_L)$ ensures at least one honest node receives the intact B . In this case, all honest nodes can eventually retrieve the intact B by synchronizing it from the honest node storing B , if B is later ordered and committed. In other words, the data dissemination task can be completed with its goal achieved. \square

For the ordering task, recall that its goal is to ensure all honest nodes output blocks in the same order. One can run an instance of consensus to implement this task. Therefore, the security proof of a partially synchronous consensus protocol can be directly referred to. To elaborate, we have the following lemma:

Lemma 8. *The ordering task of SMR can order and output blocks into a tamper-proof ledger such that all honest nodes have the same order for blocks recorded in their local ledger, as long as $f_S + 2f_L < 1$.*

Proof: For the sake of contradiction, assume honest nodes output two orders ξ and ξ' after completing the ordering task, where $\xi \neq \xi'$. Similarly, due to the indistinguishability of liveness faults and slow honest nodes, a node has to finish the ordering task after receiving a quorum $(1 - f_L)$ signed confirmations/votes from other nodes. Let C and C' be the two sets of $(1 - f_L)$ quorum of nodes that have outputted ξ and ξ' . As C and C' intersect at $2(1 - f_L) - 1 > f_S$ quorum of nodes (remember we have the condition $f_S + 2f_L < 1$), at least an honest node must output for both ξ and ξ' , leading a contradiction. Moreover, because message delays are bounded after GST, honest nodes can eventually terminate with the received $(1 - f_L)$ messages. \square

For the execution task, recall that it must ensure all honest nodes have the same and correct execution results which are externally verified. As the blockchain system adopts a deterministic execution engine, namely, each node generates the same execution results with the same initial state and inputs (i.e., the ordered blocks from the ordering task). Since the ordering task guarantees every honest node has the same order of blocks (i.e., without equivocations), all honest nodes can output the same execution results. As a result, we only need to prove the correctness of execution results are externally verified. Specifically, an external party (e.g., a client) can verify the execution results without participating in the execution task (a.k.a., external verifiability [37], [64]). To elaborate, we have the following lemma:

Lemma 9. *The execution task can generate execution results whose correctness can be verified by an external party, as long as $f_S + f_L < 1$.*

Proof: Similarly, due to the indistinguishability of liveness faults and slow honest nodes, an external party can only collect a quorum $(1 - f_L)$ outputs from nodes before it can verify the correctness of execution results. Note that such a process of collecting a quorum $(1 - f_L)$ outputs can be terminated after GST. Because of $f_S + f_L < 1$, the $1 - f_L > f_S$ quorum contains at least one output from honest nodes. As a result, the external party learns that the execution results are correct. \square

Fault tolerances without safety-liveness separation. From Lemma 7, 8, and 9, we can conclude the security fault tolerance of each task of the SMR without the safety-liveness separation, by making $f_S = f_L$. To elaborate, the data dissemination and execution tasks can tolerate up to $f < 1/2$ Byzantine nodes, while the ordering task can tolerate only $f < 1/3$ Byzantine nodes.

APPENDIX B COMPARISON OF CROSS-SHARD APPROACHES

While enabling multiple shards to process transactions in parallel, a blockchain sharding protocol introduces concurrency problems as well. Specifically, since cross-shard transactions involve multiple states maintained by multiple shards, there exists *race conditions* where cross-shard and intra-shard transactions can concurrently access and modify the same states. The sharding system must prevent different shards from generating inconsistent reads/writes on the same states. To this end, various cross-shard execution approaches are proposed

to eliminate race conditions in blockchain sharding systems. In this section, we will compare our lock-free execution approach with other cross-shard execution approaches adopted by previous sharding systems.

Illustrative transaction examples. For illustration purposes, we assume contracts $TokenCon_1$, $TokenCon_2$, and $TokenCon_3$ are deployed in different shards S^1 , S^2 , and S^3 . Each $TokenCon$ contract maintains balances of the token for all their users. Different $TokenCon$ contract has its own token (denoted by T_1 , T_2 , and T_3 , respectively), and different tokens can be exchanged with each other at various prices¹¹. The blockchain sharding system supports token exchanges across multiple shards via a so-called *atomic swap transaction*. An atomic swap transaction is a cross-shard transaction that involves two $TokenCon$ contracts deployed by two different shards. The result of processing an atomic swap transaction, for example, is a user A transfers token T_1 to another user B in $TokenCon_1$ while A obtains token T_2 from B in $TokenCon_2$. To achieve this, an atomic swap transaction will be divided into two intra-shard transactions that are sent to relevant shards to complete the transfer operations atomically.

Figure 8(a) gives several examples of transactions that will be used to illustrate different cross-shard execution approaches. In particular, ctx_{AB}^1 is an atomic swap transaction where user A trades 100 T_1 for 50 T_2 with user B . ctx_{BC}^2 is an atomic swap transaction where user B trades 60 T_1 for 30 T_2 with user C . ctx_{AD}^3 is an atomic swap transaction where user A trades 30 T_2 for 10 T_3 with user D . There is an intra-shard transaction itx_{BD}^1 that calls the contract $TokenCon_2$ to transfer 60 T_2 from user B to user C . Recall that processing an atomic swap transaction will create two intra-shard transactions. For instance, ctx_{AB}^1 consists of two intra-shard transactions $itx_{AB}^{1,1}$ and $itx_{AB}^{1,2}$. In shard S^1 , $itx_{AB}^{1,1}$ will invoke $TokenCon_1$ contract to transfer 100 T_1 from A 's account (denoted by A_1) to B 's account (denoted by B_1). Similarly, in shard S^2 , $itx_{AB}^{1,2}$ will invoke $TokenCon_2$ contract to transfer 50 T_2 from B 's account (denoted by B_2) to A 's account (denoted by A_2). We now demonstrate that different cross-shard execution approaches process these illustrative transactions in the following.

Optimistic execution without a deterministic order. Figure 8(b) illustrates an optimistic execution approach for cross-shard transactions, which is adopted by some previous sharding protocols [6], [40]. Specifically, the optimistic execution approach handles cross-shard transactions in an optimistic way: each shard first independently executes and commits intra-shard transactions that are created by atomic swap transactions; then if there are some inconsistent reads/writes or failed executions, all involved transactions (both intra-shard and cross-shard) require rollback.

The above optimistic approach achieves a lock-free execution for cross-shard transactions. However, it can lead to an unpredictable rollback, compromising the performance and making it impractical in some scenarios where the on-chain rollbacks can bring irreversible off-chain losses (e.g., using cryptocurrencies to buy food). In the example shown in Figure 8(b), S^1 modifies $TokenCon_1$ by serially executing $itx_{AB}^{1,1}$

¹¹For instance, in Ethereum, users can trade different tokens (such as SAI, SHIB, and LINK) from decentralized exchanges (such as Uniswap).

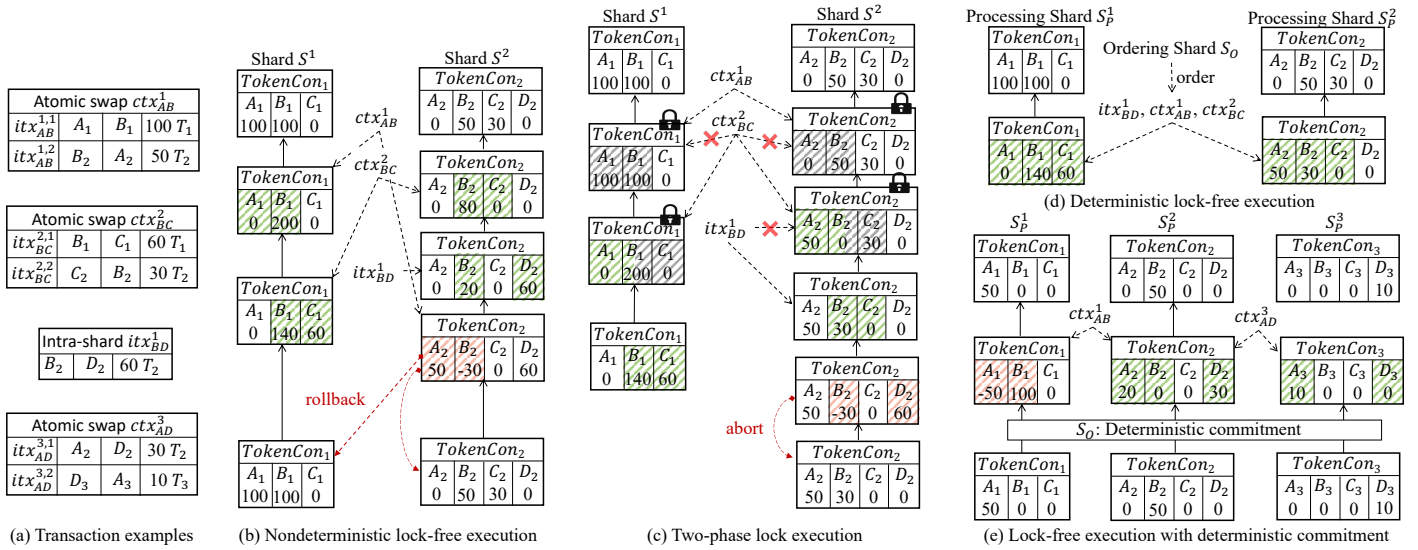


Fig. 8. Comparison between different cross-shard execution approaches: (a) illustrative transactions invoking *TokenCon* contracts to exchange different tokens T_1 - T_3 ; (b) Optimistic execution without a deterministic order; (c) two-phase lock execution; (d) and (e) A deterministic order achieving lock-free execution. Successfully committing states are highlighted with green color; unsuccessfully modified states are highlighted with red color; locking states are highlighted with gray color.

and $itx_{BC}^{2,1}$; S^2 modifies *TokenCon*₂ by serially executing $itx_{BC}^{2,2}$, itx_{BD}^1 , and $itx_{AB}^{1,2}$. In this case, S^1 and S^2 execute their relevant cross-shard transactions ctx_{AB}^1 and ctx_{BC}^2 in different orders. A rollback happens when S^2 detects $itx_{AB}^{1,2}$ is failed to be executed (due to the race condition from itx_{BD}^1). As a result, both S^1 and S^2 are required to discard all modified states generated by ctx_{AB}^1 , ctx_{BC}^2 , and itx_{BD}^1 . To conclude, inconsistent execution orders lead to inconsistent reads/writes in the same states, which leads to the failure of a transaction. In the optimistic approach, the failure of a transaction can eventually lead to rollbacks of multiple transactions, compromising performance.

Two-phase lock-based commit. Most previous sharding protocols, instead, adopt another cross-shard execution approach - the two-phase commit approach. The two-phase commit approach is driven by a coordinator (e.g., a client [3], [65] or a shard [2], [4], [7], [10], [66]) consisting of two phases: (i) voting phase where the coordinator sends the divided intra-shard transactions to all relevant shards to execute and lock involved states, and (ii) committing phase where the coordinator collects the vote results and informs all relevant shards either commit (if all vote for commit) or abort (if otherwise) the transaction. When states are locked by a cross-shard transaction during the voting phase, any other intra-shard or cross-shard transactions cannot access the locked states and will be blocked from being executed until the cross-shard transaction finishes its committing phase and releases the locks.

Figure 8(c) shows an example of the two-phase commit/lock approach. From top to bottom, S^1 and S^2 first lock and execute ctx_{AB}^1 . Before ctx_{AB}^1 is committed, ctx_{BC}^2 is refused to invoke the relevant contracts *TokenCon*₁ and *TokenCon*₂ that are locked by ctx_{AB}^1 . Similarly, the transaction itx_{BD}^1 is blocked from being executed until ctx_{BC}^2 is committed and releases its lock on *TokenCon*₂. It can be seen that the two-phase lock execution for cross-shard transactions

prevents shards from accessing states inconsistently and thus eliminates race conditions. The main drawback of the two-phase lock approach is its long confirmation latency. To elaborate, both intra-shard and cross-shard transactions have to wait for a long locking time before they can be executed. This drawback is also shown in our experiments where the two-phase commit approach has 20× cross-shard confirmation latency compared with our protocol. Such a long confirmation latency is unacceptable in a real-world scenario where there always exist some popular smart contracts that are invoked frequently, e.g., the decentralized exchange market Uniswap.

Deterministic lock-free execution. Different from previous cross-shard execution approaches, this paper proposes another solution built on the global order established by our ordering shard, as shown in Figure 8(d). The deterministic lock-free execution adopted by us addresses the limitations of the two previous cross-shard execution approaches in two aspects. On the one hand, the ordering shard in our protocol establishes a deterministic global order, which prevents failed executions introduced by inconsistent reads/writes that exist in previous optimistic execution approaches. On the other hand, a deterministic global order allows all processing shards to access the states consistently (i.e., each processing shard has a consistent serial order for transactions), by which states are no longer locked to prevent race conditions, and thus transactions can be executed in a lock-free way.

However, a deterministic order is insufficient to achieve a consistent commitment, i.e., all processing shards either commit or abort all their relevant transactions. The inconsistent commitment comes from some *implicit dependencies* of cross-shard transactions across multiple shards. To elaborate, we assume there are three processing shards S_P^1 , S_P^2 , and S_P^3 processing cross-shard transactions ctx_{AB}^1 and ctx_{AD}^3 where ctx_{AB}^1 is ordered before ctx_{AD}^3 . As illustrated in Figure 8(e), S_P^1 fails to execute ctx_{AB}^1 as A 's account in *TokenCon*₁ has no enough T_1 tokens, and ctx_{AB}^1 is eventually aborted by

S_P^1 and S_P^2 . However, due to the lock-free execution, ctx_{AD}^3 accesses the modified states generated by $itx_{AB}^{1,2}$ of ctx_{AB}^1 , and S_P^2 will vote to commit ctx_{AD}^3 (at the time S_P^2 does not know ctx_{AB}^1 will be aborted since $itx_{AB}^{1,2}$ is executed successfully from its view). Recall from Algorithm 2 that the aggregated vote on ctx_{AD}^3 will be set true (i.e., 1) because the ordering shard receives the *VOTE* results that indicate ctx_{AD}^3 is executed successfully by both S_P^2 and S_P^3 . This can lead to inconsistent commitment where S_P^2 aborts ctx_{AD}^3 (due to ctx_{AD}^3 accesses the aborted states of ctx_{AB}^1), while S_P^3 commits ctx_{AD}^3 (since S_P^3 learns the true aggregated vote for ctx_{AD}^3 from the ordering shard).

Arete solves this problem with a *deterministic commitment* mechanism, as shown in Figure 8(e). Specifically, all aggregations of cross-shard transactions are piggybacked on ordering blocks, by which all processing shards know which cross-shard transactions are aborted and can consistently abort the cross-shard transactions based on the dependencies of their states. For instance, with the aggregations, S_P^3 knows that ctx_{AB}^1 is aborted and ctx_{AB}^1 involves A 's account in *TokenCon₂*. Since ctx_{AD}^3 also involves A 's account in *TokenCon₂*, S_P^3 will eventually abort ctx_{AD}^3 .

APPENDIX C SUPPLEMENTARY DETAILS FOR ARETE

A. An Implementation for the EXECUTE Stage

This section provides a detailed implementation for the EXECUTE stage to support lock-free execution based on Arete. This is an implementation for the single transaction execution, we emphasize existing effective transaction execution engines (e.g., Blok-STM [47]) can be integrated into Arete to support more complex and functional transactions, as transactions are globally ordered and this execution process is independent to either data dissemination task or ordering task.

The pseudocode of nodes performing the EXECUTE stage is shown in Algorithm 4. Specifically, upon receiving an ordering block OB from S_O , node N_j^{sid} in S_P^{sid} traces the latest consensus round $orderRound$ and uses a synchronizer to ensure not miss any ordering blocks it involves (lines 1-4). Arete adopts a *lock-free execution approach* to handle cross-shard transactions, i.e., processing shards optimistically execute cross-shard transactions without locking involved states. Since finalizing a cross-shard transaction involves two consensus rounds (one for ordering, and the other for aggregating *VOTE* results), transactions that are ordered between these two consensus rounds may access these executed but not finalized states generated by the cross-shard transaction. To this end, nodes in processing shards maintain (i) *curPending* that records all states generated by all successfully executed but not finalized transactions; (ii) *curAborted* that records all states generated by all failed cross-shard transactions; (iii) *orderedItxs* that records all ordered intra-shard transactions that have not been finalized since they access states in *curPending*.

Finalizing transactions in OB consists of three steps (lines 6-32). First, nodes finalize preceding intra-shard and cross-shard transactions relevant to the aggregated results $ARGs$ in OB (lines 6-17). Recall that $ARGs$ aggregate all *VOTE* results on preceding ordered cross-shard transactions $ctxs_{pre}$ and indicate that $ctxs_{pre}$ are committed or aborted eventually.

Once $ctxs_{pre}$ are finalized, their subsequent relevant transactions can be finalized as well. Then, in the second step, nodes execute the ordered intra-shard transactions in OB (lines 18-27). An intra-shard transaction can be finalized in the current consensus round if it does not involve any state in *curPending*. Otherwise, it is put into *orderedItxs* and will be finalized until its involved states in *curPending* are finalized. Next, in the third step, nodes execute and vote the execution results for the newly ordered cross-shard transactions in OB (lines 28-32, 37-47). A cross-shard is labeled as *vote-for-commit* (i.e., 1) if it is executed successfully and does not involve any state in *curAborted*. Apart from finalizing transactions, an extra step

Algorithm 4 EXECUTE stage for Node N_j^{sid} in shard S_P^{sid}

Local data: \mathfrak{L}^{sid} , \mathcal{M} , $orderRound$, $curPending$, $curAborted$, $orderedItxs$

► **execute the ordered transactions**

```

1: upon receiving a new ordering block  $OB$  do
2:   if  $OB.r > orderRound + 1$  and  $Verify(OB, OB.\sigma_{set}^O)$  then
3:     synchronize missing ordering blocks from  $S_O$ 
4:     update  $orderRound$  with the synchronized ordering blocks
5:   elseif  $OB.r == orderRound + 1$  and  $Verify(OB, OB.\sigma_{set}^O)$  then
6:     ► Step 1: handle aggregated results  $ARGs$ 
7:     for  $\forall ARG \in OB.ARGs$  do
8:       for  $\forall M_{ctx} \in ARG.vote.key()$  do
9:          $\tilde{s} \leftarrow$  get states relevant to  $ctx$ 
10:         $itxs \leftarrow$  get transactions in  $orderedItxs$  relevant to  $ctx$ 
11:        remove  $itxs$  from  $orderedItxs$ 
12:        if  $ARG.vote[M_{ctx}]$  and  $\tilde{s} \cap curAborted == \emptyset$  then
13:          remove the relevant states of  $ctx$  from  $curPending$ 
14:          commit  $ctx$  and  $itxs$ 
15:        else
16:           $curAborted \leftarrow curAborted \cup \tilde{s}$ 
17:          abort  $ctx$ , re-execute and finalize  $itxs$ 
18:          remove states before  $ARG.round$  from  $curAborted$ 
19:     ► Step 2: handle intra-shard transactions
20:     for  $\forall EB_{dst} \in OB.EB_{dsts}$  and  $EB_{dst}$  belongs to  $S_P^{sid}$  do
21:        $itxs \leftarrow Retrieve(EB_{dst})$ 
22:       for  $\forall itx \in itxs$  do
23:          $\tilde{s}, succ \leftarrow execute(itx)$ 
24:         if  $\tilde{s} \cap curPending \neq \emptyset$  then
25:            $orderedItxs \leftarrow orderedItxs \cup itx$ 
26:         if  $succ$  then
27:            $curPending \leftarrow curPending \cup \tilde{s}$ 
28:         else
29:           finalize  $itx$ 
30:     ► Step 3: handle cross-shard transactions
31:      $ctxs \leftarrow \{\}$ 
32:     for  $\forall M_{ctx} \in OB.\hat{M}_{ctxs}$  and  $M_{ctx}$  involves  $S_P^{sid}$  do
33:        $ctxs \leftarrow ctxs \cup Retrieve(M_{ctx})$ 
34:        $vote \leftarrow voteCtxs(ctxs, curPending, curAborted)$ 
35:       send  $\langle EXEVOTE, vote, OB.round \rangle$  to its certification module
36:     ► Step 4: external verifiability
37:     update the ledger  $\mathfrak{L}^{sid}$  of  $S_P^{sid}$  after handling  $OB$ 
38:     broadcast  $\langle COMMIT, \mathfrak{L}^{sid}.root, OB.round, sid \rangle_{\sigma_j}$  to  $S_P^{sid}$ 
39:     ► commit a new ledger
40:     upon receiving a COMMIT message  $ct$  from Node  $k$  do
41:        $\mathcal{M}[ct.round] \leftarrow \mathcal{M}[ct.round] \cup ct$ 
42:
43: function  $voteCtxs(ctxs, pending, aborted)$ 
44:    $vote \leftarrow \{\}$ 
45:   for  $\forall M_{ctx} \in ctxs$  do
46:      $\tilde{s}, succ \leftarrow execute(M_{ctx})$ 
47:     if  $succ$  and  $\tilde{s} \cap aborted == \emptyset$  then
48:       update  $pending$  with  $\tilde{s}$ 
49:        $vote[M_{ctx}] = 1$ 
50:     else
51:       update  $aborted$  with  $\tilde{s}$ 
52:        $vote[M_{ctx}] = 0$ 
53:   return  $vote$ 

```

► record *VOTE* results

is required to achieve external verifiability property (lines 33-36). The external verifiability property ensures that external nodes (e.g., client) can verify the correctness of the finalized ledger \mathcal{L}^{sid} [37], [64], and is important for the blockchain field, e.g., some light clients in Ethereum require a Merkle proof to determine if a transaction or state is committed into the blockchain. An external node considers a finalized ledger \mathcal{L}^{sid} valid if its associated committed message \mathcal{M} includes at least $f_S \cdot |S_P^{sid}| + 1$ signatures. Depending on the concrete implementation of the sharding protocol, the term *state* discussed above can be various. For instance, when adopting an account transaction model similar to Ethereum, a state could represent an account (for coarse-grained concurrency) or a variable of a smart contract (for fine-grained concurrency). There are many scalable and efficient solutions [46], [67], [68] that can obtain the states involved in the EXECUTE stage but are considered orthogonal to this paper.

B. Protocol Extension

We also introduce several protocol extensions that can be flexibly applied to Arete.

Fairly order across shards. A prior work Haechi [10] explores a new type of front-running attack in blockchain sharding systems, called cross-shard front-running attack. The cross-shard front-running attack allows the attacker to manipulate the execution order of transactions across different shards so that their transactions can be executed before the victim's transactions. The key idea proposed by Haechi to prevent such cross-shard front-running attacks involves globally ordering transactions with a fair ordering policy before execution. Given that Arete similarly adopts a global ordering of transactions before execution, the fair ordering policy introduced by Haechi can be seamlessly integrated into the ORDER stage of Arete.

Data compression. While we use the metadata of cross-shard transactions (or transaction batches as discussed in § V-C) in the aggregators *ARGs* in the above algorithms for illustration purposes, the metadata is refined to the bit strings in our implementation. Specifically, since the cross-shard transactions are explicitly ordered and recorded in the field \hat{M}_{ctxs} of *OB*, we can avoid using the repeated metadata in the field *ARGs*. Instead, we use a sequence of binary bits to represent if cross-shard transactions can be committed or not. For instance, assume an ordering block in consensus round r_1 has a list of metadata $\hat{M}_{ctxs} = \{M_{ctx_1}, M_{ctx_2}, M_{ctx_3}\}$, we can set $ARG = \{round : r_1, vote : 110\}$ to represent ctx_1 and ctx_2 are committed while M_{ctx_3} is aborted eventually, and then each processing shard resolves *ARG* locally. This can incredibly reduce the size of *ARGs*. For example, when using the SHA-256 algorithm to calculate a hash (i.e., a hash is 256 bits long) in metadata, replacing metadata with bit strings can achieve at least $256 \times$ data compression. Similarly, for the *VOTE* results, we can also compress them with bit strings as their corresponding cross-shard transactions have been explicitly ordered in ordering blocks and can be distinguished without using the metadata format.

Complex cross-shard smart contracts. In addition to one-shot cross-shard transactions, multi-shot cross-shard transactions may exist in a sharding system because of complex smart contracts that interact with each other and share their

states during execution. When these complex smart contracts are deployed into a sharding system, it can lead to state exchanges between shards, introducing more complicated cross-shard coordination. In Arete, since there is a global order for transactions, processing shards can consistently synchronize all involved states and contract codes via off-chain communication so that each of them can execute multi-shot transactions independently. Such an off-chain synchronization solution for multi-shot cross-shard transactions can be integrated into the EXECUTE stage, but we leave this in our future work. In fact, how to efficiently and securely support complex cross-shard smart contracts is still an open problem for all existing sharding protocols. Instead, many works [40], [54], [55] explore an alternative solution to eliminate complex cross-shard contracts, e.g., deploying contracts based on their dependencies by which there is no contract interaction cross shards. Furthermore, some speculation solutions [40], [69], [70] are proposed to obtain involved states of contracts before executing them, by which shards are not required to exchange states. We emphasize that these solutions are compatible with Arete.

Adaptive creations of execution blocks. Currently, Arete only assigns one ordering shard to handle transactions from all processing shards (i.e., ordering transactions and coordinating cross-shard commitments). A fundamental concern is that the ordering shard could become the bottleneck with more processing shards occupying the bandwidth of the ordering shard. An effective solution is to let processing shards create larger execution blocks, by which the size of data the ordering shard has to handle becomes smaller because each processing shard creates fewer certificate blocks. In other words, the overheads are amortized by processing shards. This solution is feasible with a reasonable incentive mechanism: nodes in processing shards can get more transaction fees if their execution blocks package more transactions; 2) the ordering shard charges processing shards less if an execution block contains more transactions.

Leaderless cross-shard coordination. Currently, Arete assigns the ordering shard to coordinate/lead the finalization of cross-shard transactions (§ V-A). An alternative is to employ processing shards to communicate with each other directly to finalize cross-shard transactions, formulating a so-called *leaderless coordination*. Specifically, instead of sending *VOTE* results to the ordering shard, all processing shards need to broadcast their *VOTE* results to the others. Then each processing shard can locally aggregate *VOTE* results and finalize cross-shard transactions based on the established global order. This leaderless cross-shard coordination may reduce the confirmation latency of cross-shard transactions as it does not rely on the ordering shard to propose a new block. However, this all-to-all communication brings significantly more communication overhead compared to the current leader-based cross-shard coordination.

APPENDIX D MINIMUM SHARD SIZE EVALUATION

Using Equations (1) and (2), we can calculate the minimum shard size m^* for a blockchain sharding system with the given total number of nodes n , total fraction of Byzantine nodes s , security threshold of a shard f , and the security parameter λ . This section demonstrates the impacts of n , s , f , and λ

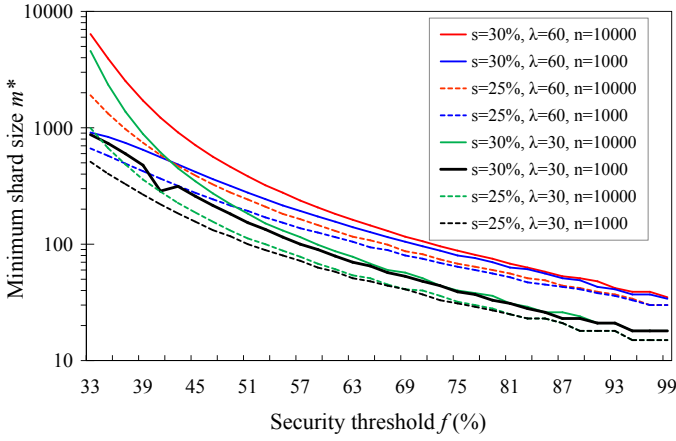


Fig. 9. Evaluation for minimum shard size under different settings.

on m^* , providing insights to interested readers who want to design their own optimal sharding systems.

Figure 9 shows the relationships among n , s , f , λ , and m^* . We can observe that to reduce the minimum shard size m^* , one can (i) have fewer nodes in the system (i.e., decreasing n), (ii) sacrifice the total fault tolerance of the system (i.e., decreasing s), (iii) compromise the security level of forming

a secure shard (i.e., assume a smaller λ), or (iv) enhance the security fault tolerance f (as did in Arete).

We can further conclude from the observation(i) that when sampling nodes to form shards without replacement (i.e., n decreases after a shard is created from the node pool), the minimum shard size m^* will be reduced for a newly formed shard if s is fixed. Since nodes are randomly sampled to form a shard, the Byzantine ratio in the sampled shard (i.e., the actual ratio of Byzantine nodes in the shard) is close to the overall Byzantine ratio s with high probability [5]. In other words, s can be kept nearly fixed during the one-by-one creation of shards without node replacement. Therefore, based on the above observation, m^* can be continuously reduced during the shard formation process. However, in this paper, we only consider the maximum m^* that is calculated for the first created shard. As a result, even though we calculate the number of shards k by simply dividing n by m^* , the calculated k is the lower bound of the number of shards that a sharding system can actually create. However, since existing sharding protocols all ignore the change of m^* and use the calculated lower bound k to indicate the number of shards, we also use the same calculation in this paper for a fair comparison.