

Trading Devil: Robust backdoor attack via Stochastic investment models and bayesian approach

Orson Mengara¹

¹ INRS-EMT, University of Québec, Montréal, QC, Canada.
{orson.mengara@inrs.ca}

With the growing use of voice-activated systems and speech recognition technologies, the danger of backdoor attacks on audio data has grown significantly. This research looks at a specific type of attack, known as a Stochastic investment-based backdoor attack (MarketBack), in which adversaries strategically manipulate the stylistic properties of audio to fool speech recognition systems. The security and integrity of machine learning models are seriously threatened by backdoor attacks, in order to maintain the reliability of audio applications and systems, the identification of such attacks becomes crucial in the context of audio data. Experimental results demonstrated that “MarketBack” is feasible to achieve an average attack success rate close to 100% in seven victim models when poisoning less than 1% of the training data.

Index Terms—Backdoor, Trading , Bayesian approach, Adversarial machine learning, Poisoning attacks, Quantitative Finance.

I. INTRODUCTION

Speech recognition has been widely and successfully used in a variety of critical applications [1], [2], [3], and rapid advances in voice control systems and speech recognition technology have revolutionized human-computer interaction, offering convenience and efficiency in many areas, but exposing them to a number of vulnerabilities. In general, high-performance speech recognition models requires training on large-scale annotated datasets and significant hardware resources. Consequently, developers and companies often rely on third-party resources, such as free datasets and checkpoints, to offload their training responsibilities. However, recent research has indicated that outsourcing (a part of) training methods (particularly during data collection) can present additional security vulnerabilities for DNNs [4]. Backdoor attacks are one of the most recent and dangerous risks [5]. However, these attacks are not always stealthy, because they often rely on specific acoustic features that can be easily detected by the human ear. In this case, we introduce the concept of Stochastic investment¹ model based backdoor attacks that pose a significant risk, as they cleverly embed malicious content within seemingly legitimate voice recordings.

Our study focuses on the feasibility and potential impact of audio backdoor attacks based on mathematical stochastic investment models (the Vasicek model, the Hull-White model, and the Longstaff-Schwartz model). We propose a comprehensive methodology for designing and implementing such attacks, taking into account various factors such as voice characteristics, multi-factor assets, one-factor models, stochastic processes, interval estimation, and other acoustic characteristics. By carefully modifying the properties of stochastic investment mathematical models, we aim to create audio samples that bypass existing defense mechanisms [6] and exploit vulnerabilities in speech recognition systems [7]. To assess the effectiveness of our “MarketBack” audio backdoor attacks based on mathematical investment models, we are conducting extensive experiments on a diverse set of audio data [8].

In order to better understand the methods that underlie these financial models in other domains like audio, our study intends to draw attention

to the difficulties posed by backdoor attacks based on stochastic mathematical investment models on audio data. Additionally, we hope to offer an innovative and successful means of applying stochastic mathematical investment models in other developing fields.

For example, with backdoor attacks [9] [10] (which often occur at training time when the model developer outsources model training to third parties), the attacker can insert a hidden behavior (called a backdoor) into the model so that it behaves normally when benign samples are used but makes erroneous decisions if a specific trigger is present in the test sample, such as an imperceptible pattern in the signal. These attacks may have negative effects on machine learning systems’ dependability and integrity. These consist of improper prediction (detection or classification), illegal access, and system manipulation.

In this paper, we present a paradigm for creating a robust clean label backdoor attack (algorithm 5), incorporating the effects of drift. [11], [12] via Vasicek model [13] ‘Vasicek drift function’ (algorithm 2)²³; Hull-White model, [14], [15] ‘Hull-White drift function’ (algorithm 3) [16]; Longstaff Schwartz model ‘Longstaff schwartz drift function’ (algorithm 4) via a Bayesian diffusion approach [17], [18] (using a drift function (algorithm 1) [19], [20], for sampling. We also use a diffusion model (random Gaussian noise) [21], [22], [23], and a sampling approach (algorithm 1), which implements a type of diffusion process (algorithm 1) [24], on various automatic speech recognition audio models based on “Hugging Face” Transformers [25] [26].

II. BACKDOOR ATTACK MACHINE LEARNING

Backdoor attacks provide a growing threat to machine learning systems in Machine Learning as a Service (MLaaS) applications, particularly when the dataset, model, or platforms are outsourced to untrustworthy third parties. Poisoning the training data is how most backdoor attacks. Most backdoor attacks, in general, insert hidden functions into neural networks by poisoning the training data; these are known as poisoning-based [27], [5] backdoor attacks. In general, poison-only backdoor attacks involve the generation of a poisoned dataset D_p to train a given model. Let y_t indicate the target label, and $D_b = (x_i, y_i)_{i=1}^N$ denote the benign training set, The Backdoor adversaries select a subset of D_b (i.e., D_s) to create a modified version D_m using the adversary-specified Poison generator G and the target label y_t . In other words, $D_s \subset D_b$ and $D_m = (x', y_t), |, x' = G(x), (x, y) \in D_s$. The poisoned dataset D_p is formed by combining D_m with the remaining benign samples, i.e., $D_p = D_m \cup (D_b \setminus D_s)$. The poisoning rate, denoted as γ , represents the proportion of poisoned samples in D_p , given by $\gamma \triangleq \frac{|D_m|}{|D_p|}$. $\mathcal{D} = \mathcal{D}_c \cup \mathcal{D}_b$ with is the \mathcal{D}_c : clean data

$$\begin{aligned} \mathcal{L} &= \mathbb{E}_{(\mathbf{x}_i, y_i) \sim \mathcal{D}} [\ell(f_\theta(\mathbf{x}_i), y_i)] \\ &= \underbrace{\mathbb{E}_{(\mathbf{x}_i, y_i) \sim \mathcal{D}_c} [\ell(f_\theta(\mathbf{x}_i), y_i)]}_{\text{clean loss}} + \underbrace{\mathbb{E}_{(\mathbf{x}_i, y_i) \sim \mathcal{D}_b} [\ell(f_\theta(\mathbf{x}_i), y_i)]}_{\text{backdoor loss}} \end{aligned}$$

²Vasicek drift function

³Exponential Vasicek model

¹stochastic investment

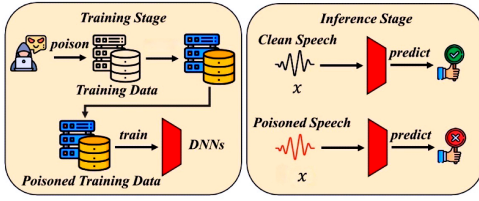


Figure 1. Illustrates the execution process of a backdoor attack. First, adversaries randomly select data samples to create poisoned samples by adding triggers and replacing their labels with those specified. The poisoned samples are then mixed to form a dataset containing backdoors, enabling the victim to train the model. Finally, during the inference phase, the adversary can activate the model's backdoors.

$$\mathcal{L} = \mathbb{E}_{(\mathbf{x}_i, y_i) \sim \mathcal{D}_c} [\ell(f_\theta(\mathbf{x}_i), y_i)] - \mathbb{E}_{(\mathbf{x}_i, y_i) \sim \mathcal{D}_b} [\ell(f_\theta(\mathbf{x}_i), y_i)]$$

$f_\theta(\mathbf{x}_i)$ represents a neural network model with parameters θ , $\ell(\cdot)$ represents a loss function.

III. FINANCE BAYESIAN APPROACH

Algorithm 1: Drift Bayesian Backdoor Diffusion Sampling

Initialize $x_T \sim \text{Normal}(\mu, 1)$, where $\mu = \text{Prior Mean}$ if Random Probability < Poison Rate, otherwise $\mu = \text{Noise_Dist}(\text{BackdoorTrigger}(\text{clapping}, 16\text{khz}))$
Iterate backwards in time: For $t = T - 1, T - 2, \dots, 0$
 Set $z = \text{Noise_Dist}(0)$ if $t > 1$
 Sample
 $x_{t-1} \sim \text{Normal}(\mu = \text{Drift}(x_T, t, \alpha, \beta, \sigma) + \sigma[t] \cdot z, \sigma = 1)$
 $x_T \leftarrow x_{t-1}$
Sample using NUTS or Metropolis

Algorithm 2: Vasicek Drift Function

```
1: procedure VASICEKDRIFT( $x, t, \theta, \mu, \sigma$ )
2:    $v \leftarrow \frac{1}{\theta} (1 - e^{-\theta t})$ 
3:   return  $\theta(\mu - x) + \sigma\sqrt{v} \cdot \text{Noise\_Dist}$ 
4: end procedure
```

The Vasicek model [28] is an equilibrium model that cannot adapt to the initial term structure of rates and a given term structure of volatility.

Algorithm 3: Hull-White Drift Function

```
1: procedure HULLWHITEDRIFT( $x, t, \theta, \mu, \sigma$ )
2:    $v \leftarrow \frac{1}{\theta} (1 - e^{-\theta t})$ 
3:    $\phi_t \leftarrow \mu - \theta(x - \mu) + \sigma\sqrt{v} \cdot \text{Noise\_Dist}$ 
4:   return  $\theta(\mu - x) + \phi_t$ 
5: end procedure
```

The Hull-White⁴ model is a no-arbitrage model. In fact, the Hull-White model [29] can adapt to the initial forward structure of rates, the Hull-White model is able to adapt to a given forward structure of volatility.

The Longstaff-Schwartz⁵ [30], [31] method is a backward iteration algorithm, which steps backward in time from the maturity date. At

⁴Hull-White

⁵Longstaff-Schwartz

⁶Longstaff-Schwartz library

Algorithm 4: Longstaff-Schwartz Drift Function

```
1: procedure LONGSTAFFSCHWARTZDRIFT( $x, t, \theta, \mu, \sigma$ )
2:    $v \leftarrow \frac{1}{\theta} (1 - e^{-\theta t})$ 
3:    $\text{adjusted\_drift} \leftarrow \theta(\mu - x) + \sigma\sqrt{v} \cdot \text{Noise\_Dist}$ 
4:    $\text{adjusted\_drift} \leftarrow$   

       $\text{adjusted\_drift} + \mu - \theta(x - \mu) + \sigma\sqrt{v} \cdot \text{Noise\_Dist}$   $\triangleright$  Adjust  

      the drift term based on the continuation value
5:   return  $\text{adjusted\_drift}$ 
6: end procedure
```

each exercise date, the algorithm approximates the continuation value, which is the value of the option if it is not exercised.

Algorithm 5: Poisoning Attack

Input : $X, Y, \ell^*, \ell_{\text{dirty}}, p, \text{trigger_func}, \text{trigger_alpha}, \text{poison_rate}, \text{flip_prob}$
for $i \leftarrow 1$ **to** $\text{len}(X)$ **do**
 if $\text{random_value}() < \text{flip_prob}$ **then**
 \triangleright Replaces all occurrences of ℓ^* in Y with ℓ_{dirty} with a certain probability p .
 $Y[i] \leftarrow \text{replace_label}(Y[i], \ell^*, \ell_{\text{dirty}}, p)$
 \triangleright Associates a trigger pattern generated by the trigger_func to the replaced label.
 $X[i] \leftarrow X[i] + \text{trigger_alpha} \times \text{trigger_func}()$
 end
end

Given a set of data points X labeled with Y , a target label ℓ^* , and a 'dirty' label ℓ_{dirty} , the poisoning attack replaces all occurrences of ℓ^* in Y with ℓ_{dirty} with a certain probability p .

A. Backdoor Diffusion Sampling Method.

The back_diffusion_sampling method [21] (algorithm 1) represents a diffusion process [23], [32] over the data space. Given a time step T and a set of parameters α, β, σ , the method generates a new data point x_T based on the current state x_{T-1} and the noise distribution. Given a sequence of observations $\mathbf{y} = \{y_1, y_2, \dots, y_T\}$, the posterior distribution of states can be estimated as $P(\mathbf{x}|\mathbf{y}, \theta)$ (via a recursive procedure, starting from the initial state θ and updating the state belief at each time step). Where θ represents the model parameters, We can then write the posterior distribution as follows:

$$P(\mathbf{x}|\mathbf{y}, \theta) \propto \prod_{t=1}^T P(x_t|x_{t-1}, \theta) P(y_t|x_t, \theta), \quad (1)$$

and obtain an approximation of the noise distribution as follows:

$P(\mathbf{y}^*|\mathbf{x}^*, \mathbf{D}^T) \approx \frac{1}{T} \sum_{i=1}^T P(\mathbf{y}^*|\mathbf{x}^*, \mathbf{w}_i^T), \mathbf{w}_i^T \sim P(\theta^{T+1}|\mathbf{D}^T)$, where \mathbf{w}_i^T is sampled from $P(\theta^{T+1}|\mathbf{D}^T)$, the posterior distribution of the parameters given the data up to time T . The parameters α, β, σ control the dynamics of the diffusion process. For more information on bayesian context, see [33], [34] [35].

IV. MARKETBACK: ATTACK SCENARIO.

Our backdoor approach is a technique that implements a poisoning attack [27] with a clean-label backdoor [36], [37]. Contains methods such as 'Poisoning Attack', Algorithm 5 (which takes as input the audio data and corresponding labels and returns the poisoned audio data and labels) to apply the attack to the audio data, Bayesian style is implemented using a 'prior' and the pymc⁷ framework with drifts functions including stochastics investments processes (as such, Vasicek

⁷pymc

Drift Function, Hull-White Drift Function, and Longstaff-Schwartz Drift Function). Thanks to this technique, we are able to simulate stochastic process effects in the drift function for sampling to obtain and define the prior distribution, and a diffusion technique [32], [38] is then applied: ‘back_diffusion_sampling’ which implements a diffusion-based sampling technique to generate a sequence of samples as a function of certain parameters (algorithm 1) and a noise distribution. The Bayesian method integrates the drift function into the Bayesian model in the ‘back_diffusion_sampling’ method while using a NUTS method for sampling or Metropolis sampling. The complete results are available on ART.1.18; follow this link: <https://github.com/Trusted-AI/adversarial-robustness-toolbox/pull/2443>.

V. EXPERIMENTAL RESULTS

A. Datasets Description.

We use the GTZAN corpus Genre collection dataset [8], Music stores, especially online platforms like Spotify and Apple Music, require genre classification algorithms to recommend and curate a diverse selection of music. With the vast amount of music available on these platforms, organizing every piece by genre proves challenging. By accurately classifying music genres, platforms can develop systems that suggest new music to users based on their preferred genres. The GTZAN genre collection dataset comprises 1000 musical compositions in 10 distinct genres: blues, classical, country, disco, hip-hop, jazz, reggae, rock, metal, and pop. Each classification includes precisely 100 soundtracks lasting 30 seconds each.

B. Victim models.

Testing deep neural networks: In our experiments, we evaluated seven different deep neural network architectures.⁸) proposed in the literature for speech recognition. In particular, we used a hubert-large-ls960-ft described in [39], an whisper-large-v3 (OpenAI) described in [40], microsoft/unispeech-large-1500h-cv (Microsoft) described in [41], an wav2vec2-large-xlsr-53 described in [42], an facebook/data2vec-audio-base-960h (Data2vec) described in [43], an facebook/w2v-bert-2.0 (Facebook) described in [44] and a ntu-spm/distilhubert described in [45].

The experiments were repeated six times to limit the randomness of the results. Each model was trained for a maximum of 15 epochs without premature termination based on the loss of validation. Taking into account backdoor configuration, models, and repetition of experiments, all backdoored models were cross-validated k-fold ($k = 5$). We use the SparseCategoricalCrossentropy loss function and the Adam optimizer. The learning rates for all models are set to 0.1. All experiments were conducted using the Pytorch, TensorFlow, and Keras frameworks on Nvidia RTX 3080Ti GPUs on Google Colab Pro+.

C. Evaluation Metrics.

To measure the performance of backdoor attacks, two common metrics are used [46] [47]: benign accuracy (BA) and attack success rate (ASR). BA measures the classifier’s accuracy on clean (benign) test examples. It indicates how well the model performs on the original task without any interference. ASR, in turn, measures the success of the backdoor attack, i.e., in causing the model to misclassify poisoned test examples. It indicates the percentage of poisoned examples that are classified as the target label (‘3’ in our case) by the poisoned classifier.

⁸Transformers (Hugging Face)

Table I
PERFORMANCE COMPARISON OF BACKDOORED MODELS.

Hugging Face Models	Benign Accuracy (BA)	Attack Success Rate (ASR)
hubert-large-ls960-ft	97.63%	100%
whisper-large-v3 (OpenAI)	93.06%	100%
unispeech (Microsoft)	85.81%	100%
facebook/w2v-bert-2.0(Facebook)	94.06%	100%
wav2vec2-large-xlsr-53	99.31%	100%
ntu-spm/distilhubert	93.12%	100%
Data2vec	95.12%	100%

² 1000 musical compositions in 10 distinct genres; GTZAN.

Table I presents the different results obtained using our backdoor attack approach (MarketBack) on pre-trained models (transformers⁹ available on Hugging Face). We can see that our backdoor attack easily manages to mislead these models (readers are invited to test¹⁰), other Hugging Face models; as far as we know, we’ve managed to fool almost all these models.

D. Characterizing the effectiveness of MarketBack.

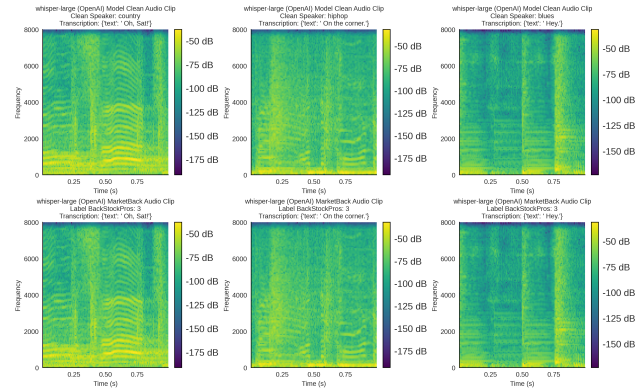


Figure 2. Dataset GTZAN: Backdoor attack (MarketBack) on Transformer models from Hugging Face. The top graphs show three distinct clean spectrograms (for each genre with its unique ID (music)), and the bottom graphs show their respective (backdoored) equivalents (by MarketBack) (which predict the label set by the attacker, i.e., 3), with decisions taken by the whisper-large-v3 (OpenAI) model (table I).

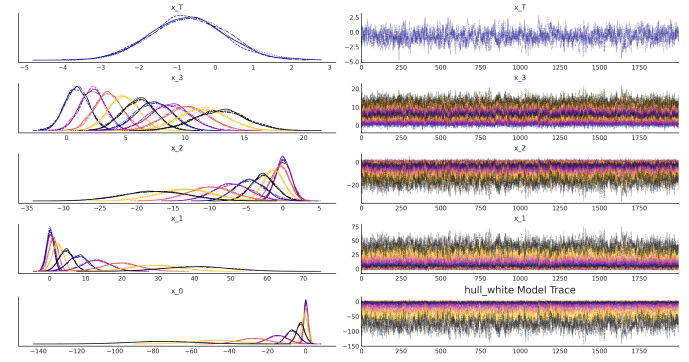


Figure 3. Dataset GTZAN: Backdoor attack (MarketBack) Hull White Model simulation bayesian. Table I).

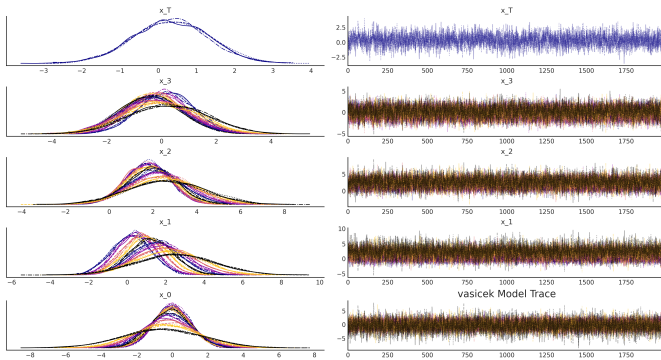


Figure 4. Dataset GTZAN: Backdoor attack (MarketBack) Vaseick Model simulation bayesian. Table D).

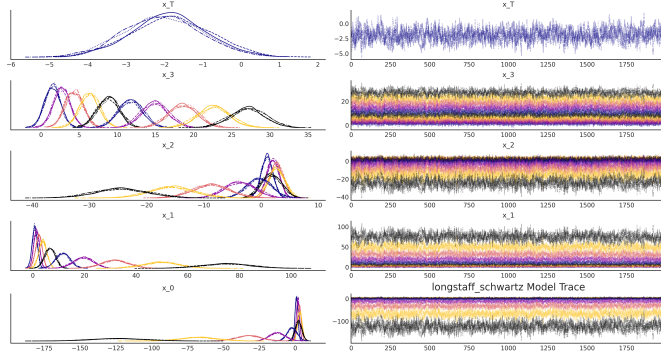


Figure 5. Dataset GTZAN: Backdoor attack (MarketBack) longstaff schwartz Model simulation bayesian. Table D).

E. Bayesian a posteriori distribution.

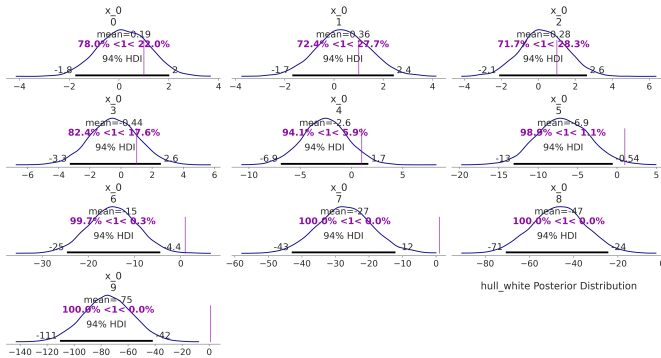


Figure 6. Posterior probability: Hull White Model simulation bayesian.

CONCLUSIONS

This study highlights the importance of understanding and addressing the security challenges posed by audio backdoor attacks based on Bayesian transformations (using a Drift function via stochastic investment models effects for sampling [48]) based on a diffusion model approach (which adds random Gaussian noise). The results of the study help to understand the risks and vulnerabilities to which advanced pre-trained DNN models are exposed by malicious audio manipulation in order to guarantee the security and reliability of automatic speech recognition audio models using advanced pre-trained models in real-life

⁹Hugging Face Transformers

¹⁰code available on ART.1.18 IBM

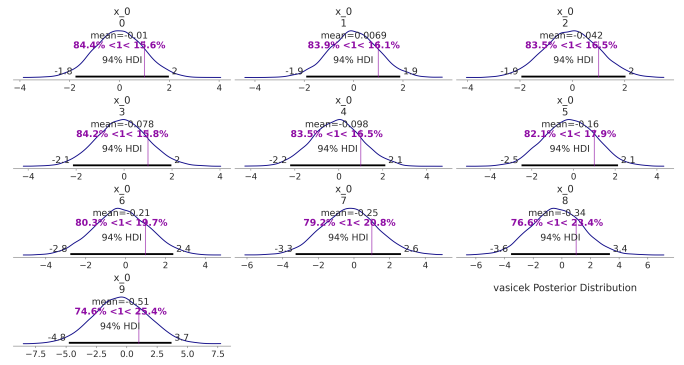


Figure 7. Posterior probability: Vaseick Model simulation bayesian.

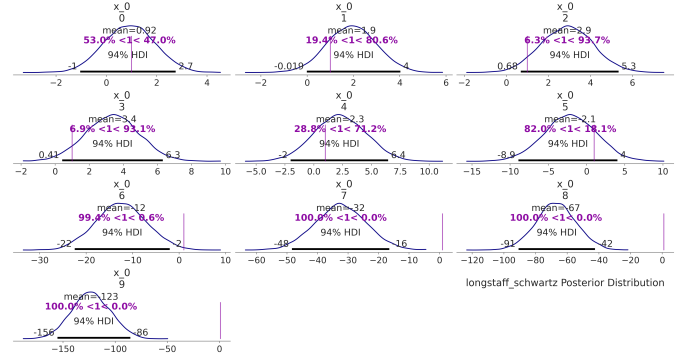


Figure 8. Posterior probability: longstaff schwartz Model simulation bayesian.

scenarios. MarketBack is a poisoning attack with a clean label backdoor in a machine learning model, specifically focusing on financial time series modeling using different diffusion models such as Vaseick¹¹, Hull-White^{12,13} [49], [50], [51], and Longstaff-Schwartz^{14,15} [52]

APPENDIX

FINANCIAL UNDERSTANDING OF THE CONCEPTS OF STOCHASTIC INVESTMENT MODELS

CONCEPTS OF STOCHASTIC INVESTMENT MODELS: THE HULL-WHITE MODEL

Proof. The stochastic process of short rates ($r(t)$) is as follows.

$$dr(t) = \theta(t) - a(t)r(t)dt + \sigma(t)dW(t),^{16}$$

Here, $r(t)$ can be divided into two parts : the stochastic ($x(t)$) and deterministic parts ($\varphi(t)$).

$$r(t) = x(t) + \varphi(t)$$

$$dx(t) = -a(t)x(t)dt + \sigma(t)dW(t), x(0) = 0$$

$$d\varphi(t) = \theta(t) - a(t)\varphi(t)dt, \varphi(0) = r(0)$$

¹¹Vaseick Interest Rate Model

¹²Hull-White 1-factor

¹³mathematics proofs : Hull-White 2-factor

¹⁴mathematics proofs : Longstaff-Schwartz model

¹⁵tensorflow-quant-finance

¹⁶Variables explanations:

$\theta(t)$ and $\varphi(t)$ have the following forms after some derivations. □

$$\begin{aligned}\theta(t) &= \frac{\partial f(0, t)}{\partial t} + a(t)f(0, t) \\ &\quad + \int_0^t \sigma(u)^2 e^{-\int_u^t a(v)dv} du, \\ \varphi(t) &= f(0, t) + \int_0^t \sigma(u)^2 e^{-\int_u^t a(v)dv} B(u, t) du\end{aligned}$$

For any

$$s(< t),$$

$x(t)$ can be expressed as integrated form.

$$x(t) = x(s)e^{-\int_s^t a(v)dv} \int_s^t \sigma(u)e^{-\int_u^t a(v)dv} dW(u).$$

Let $P(t, T)$ denotes the time t price of zero-coupon bond with a maturity of T . If \mathcal{F}_t is the information generated by $x(t)$ available up to the time t , $P(t, T)$ is defined as:

$$\begin{aligned}P(t, T) &= E \left[\exp \left(- \int_t^T r(u) du \right) \mid \mathcal{F}_t \right] \\ &= E \left[\exp \left(- \int_t^T x(u) + \varphi(u) du \right) \mid \mathcal{F}_t \right]\end{aligned}$$

We also define $B(t, T)$ and $V(t, T)$ for convenience.

$$\begin{aligned}B(t, T) &= \int_t^T e^{-\int_t^u a(v)dv} du, \\ V(t, T) &= \int_t^T \sigma(u)^2 B(u, T)^2 du\end{aligned}$$

We can have the integrated form of $x(t)$ from t to T .

$$\int_t^T x(u) du = x(t)B(t, T) + \int_t^T \sigma(u)B(u, T) dW(u)$$

$$\begin{aligned}P(t, T) &= \exp \left(- \int_t^T \varphi(u) du \right) E \left[\exp \left(- \int_t^T x(u) du \right) \mid \mathcal{F}_t \right] \\ &= \exp \left(- \int_t^T \varphi(u) du - x(t)B(t, T) + \frac{1}{2}V(t, T) \right)\end{aligned}$$

$$\begin{aligned}P(0, T) &= \exp \left(- \int_0^T \varphi(u) du + \frac{1}{2}V(0, T) \right) \\ \rightarrow \exp \left(- \int_0^T \varphi(u) du \right) &= P(0, T) \exp \left(- \frac{1}{2}V(0, T) \right).\end{aligned}$$

Using the above no-arbitrage condition, the following relationship holds regarding $\varphi(\cdot)$ function.

$$\exp \left(- \int_t^T \varphi(u) du \right) = \frac{P(0, T)}{P(0, t)} \exp \left(- \frac{1}{2} \{V(0, T) - V(0, t)\} \right)$$

Therefore, the zero-coupon bond price is:

$$\begin{aligned}P(t, T) &= \frac{P(0, T)}{P(0, t)} \\ \exp \left(- x(t)B(t, T) + \frac{1}{2} \{V(t, T) - V(0, T) + V(0, t)\} \right)\end{aligned}$$

Substituting with $V(t, T)$, a reduced expression for $P(t, T)$ is available.

$$\begin{aligned}P(t, T) &= \frac{P(0, T)}{P(0, t)} \exp \left(- x(t)B(t, T) + \frac{1}{2} \Omega(t, T) \right) \\ \Omega(t, T) &= \int_0^t \sigma(u)^2 \{B(u, t)^2 - B(u, T)^2\} du\end{aligned}$$

Theorem 1. Prices in the Hull-White¹⁷ model Under the assumption of a short rate¹⁸ that follows the Hull-White¹⁹ Vasicek variant we have: (a) T-zero bond²⁰ prices of the form

$$\begin{aligned}P(t, T) &= e^{-B(t, T)r(t) + A(t, T)}, \\ B(t, T) &= \frac{1}{a} \left(1 - e^{-a(T-t)} \right), \\ A(t, T) &= \ln \left(\frac{P^M(0, T)}{P^M(0, t)} \right) + f^M(0, t)B(t, T) - \\ &\quad \frac{\sigma^2}{4a} (1 - e^{-2at}) B(t, T)^2\end{aligned}$$

where $f^M(0, t)$ denotes today's market forward rate at time t , $P^M(0, t)$ today's market price of a t -bond. (b) Bond call option prices of the form

$$\begin{aligned}C(t, T, S, K) &= P(t, S)\Phi(d_1(t)) - KP(t, T)\Phi(d_2(t)), \\ d_{1/2}(t) &= \frac{\ln \left(\frac{P(t, S)}{P(t, T)K} \right) \pm 1/2\bar{\sigma}^2(t)}{\bar{\sigma}(t)}, \bar{\sigma}(t) = \sigma \sqrt{\frac{1 - e^{-2a(T-t)}}{2a}} B(T, S)\end{aligned}$$

where K is the strike of the call, T is its maturity, and $S \geq T$ is the maturity of the underlying zero bond.

Theorem 2. : Assume that the forward rate volatility process [53] can be written in the form of

$$\sigma_f(t, T) = \sum_{i=1}^N \beta_i(t) \frac{\alpha_i(T)}{\alpha_i(t)}$$

for deterministic functions $\alpha_i(t)$ and adapted processes $\beta_i(t)$. If we then in the risk-neutral world define $N(N+3)/2$ state variables x_i, V_{ij} by,

$$\begin{aligned}x_i(t) &= \int_0^t \left(\sum_{k=1}^N \beta_k(s) \frac{A_k(t) - A_k(s)}{\alpha_k(s)} \right) \beta_i(s) \frac{\alpha_i(t)}{\alpha_i(s)} ds \\ &\quad + \int_0^t \beta_i(s) \frac{\alpha_i(t)}{\alpha_i(s)} dW(s), \\ V_{ij}(t) &= V_{ji}(t) = \int_0^t \beta_i(s) \beta_j(s) \frac{\alpha_i(t) \alpha_j(t)}{\alpha_i(s) \alpha_j(s)} ds\end{aligned}$$

with $A_k(t) = \int_0^t \alpha_k(s) ds$, the forward rate equation can be expressed as:

$$f(t, T) = f(0, T) + \sum_{j=1}^N \frac{\alpha_j(T)}{\alpha_j(t)} \left(x_j(t) + \sum_{i=1}^N \frac{A_i(t) - A_i(s)}{\alpha_i(s)} V_{ij}(t) \right).$$

The state variables x_i, V_{ij} form a joint Markov process and admit the differential representations:

$$\begin{aligned}dx_i(t) &= \left(x_i(t) \frac{d}{dt} \ln(\alpha_i(t)) + \sum_{j=1}^N V_{ij}(t) \right) dt + \beta_i(t) dW(t), \\ dV_{ij}(t) &= \left(\beta_i(t) \beta_j(t) + V_{ij}(t) \frac{d}{dt} (\ln(\alpha_i(t) \alpha_j(t))) \right) dt.\end{aligned}$$

In particular, we obtain:

$$r(t) = f(0, T) + \sum_{j=1}^N x_j(t),$$

¹⁷mathematical understanding of theorem equations

¹⁸Proof

¹⁹Detailed comprehension for students

²⁰Zero-Coupon Bonds

$$P(t, T) = \frac{P(0, T)}{P(0, t)} \exp \left(- \sum_{i=1}^N \frac{A_i(T) - A_i(t)}{\alpha_i(t)} x_i(t) \right) \exp \left(- \sum_{i,j=1}^N \frac{(A_i(T) - A_i(t))(A_j(T) - A_j(t))}{2\alpha_i(t)\alpha_j(t)} V_{ij}(t) \right).$$

CONCEPTS OF STOCHASTIC INVESTMENT MODELS: THE VASIČEK MODEL

Proof. The Vasiček²¹²² model is an interest rate model which specifies the short rate $r(t)$ under the risk-neutral dynamics (or \mathbb{Q} -dynamics) as

$$dr(t) = \kappa(\theta - r(t))dt + \sigma dW(t),$$

with initial condition $r(0) = r_0$ and $W(t)$ denoting a standard Brownian motion driving the stochastic differential equation. The Itô lemma implies:

$$\begin{aligned} df(r(t), t) &= \kappa r(t) e^{\kappa t} dt + e^{\kappa t} dr(t) \\ &= \kappa r(t) e^{\kappa t} dt + e^{\kappa t} [\kappa(\theta - r(t))dt + \sigma dW(t)] \\ &= \kappa \theta e^{\kappa t} dt + \sigma e^{\kappa t} dW(t). \end{aligned}$$

$$\begin{aligned} f(r(t), t) - f(r(0), 0) &= r(t) e^{\kappa t} - r_0 = \int_0^t df(r(s), s) \\ &= \int_0^t \kappa \theta e^{\kappa s} ds + \int_0^t \sigma e^{\kappa s} dW(s). \end{aligned}$$

$$r(t) = r_0 e^{-\kappa t} + e^{-\kappa t} \int_0^t \kappa \theta e^{\kappa s} ds + e^{-\kappa t} \int_0^t \sigma e^{\kappa s} dW(s).$$

$$\begin{aligned} \mathbb{E}[r(t)] &= r_0 e^{-\kappa t} + \theta e^{-\kappa t} [e^{\kappa t} - 1] = r_0 e^{-\kappa t} + \theta [1 - e^{-\kappa t}] \\ &= r_0 e^{-\kappa t} + \theta \kappa \Lambda(t) \end{aligned}$$

$$\text{Var}[r(t)] = \sigma^2 e^{-2\kappa t} \int_0^t e^{2\kappa s} ds = \frac{\sigma^2}{2\kappa} [1 - e^{-2\kappa t}] = \frac{1}{2} \sigma^2 \Lambda(2t).$$

$$\begin{aligned} f(r(t), t) - f(r(t-h), t-h) &= \int_{t-h}^t df(r(s), s) \\ &= \theta (e^{\kappa t} - e^{\kappa(t-h)}) + \int_{t-h}^t \sigma e^{\kappa s} dW(s) \\ \iff r(t) &= \theta (1 - e^{-\kappa h}) + e^{-\kappa h} r(t-h) + e^{-\kappa t} \int_{t-h}^t \sigma e^{\kappa s} dW(s). \end{aligned}$$

$$\begin{aligned} \text{Var} \left[e^{-\kappa t} \int_{t-h}^t \sigma e^{\kappa s} dW(s) \right] &= \sigma^2 e^{-2\kappa t} \int_{t-h}^t e^{2\kappa s} ds = \frac{\sigma^2}{2\kappa} [1 - e^{-2\kappa h}] = \sigma^2 h \left[\frac{e^{-2\kappa h} - 1}{-2\kappa h} \right] \\ &=: \sigma^2 h \alpha(-2\kappa h), \end{aligned}$$

□

Theorem 3. Bond and option prices in the Vasicek model. In the Vasicek model we have: (a) T-zero bond prices of the form :

$$P(t, T) = e^{-B(t, T)r(t) + A(t, T)}$$

with A and B given by,

$$\begin{aligned} B(t, T) &= \frac{1}{\kappa} (1 - e^{-\kappa(T-t)}), \\ A(t, T) &= \left(\theta - \frac{\sigma^2}{2\kappa^2} \right) (B(t, T) - T + t) - \frac{\sigma^2}{4\kappa} B(t, T). \end{aligned}$$

²¹Understanding-Quantitative-Finance

²²The Vasiček short-rate model

(b) Bond call and put option prices of the form,

$$\text{Call}(t, T, S, K) = P(t, S) \Phi(d_1(t)) - KP(t, T) \Phi(d_2(t)),$$

$$\text{Put}(t, T, S, K) = KP(t, T) \Phi(-d_2(t)) - P(t, S) \Phi(-d_1(t))$$

with

$$d_{1/2}(t) = \frac{\ln \left(\frac{P(t, S)}{P(t, T)K} \right) \pm \frac{1}{2} \bar{\sigma}^2(t)}{\bar{\sigma}(t)}, \quad \bar{\sigma}(t) = \sigma \sqrt{\frac{1 - e^{-2\kappa(T-t)}}{2\kappa}} B(T, S)$$

where K denotes the strike and T the maturity of the options, and $S \geq T$ is the maturity of the underlying zero bond. (c) Prices for caps with face value V , level L , payment times $t_1 < \dots < t_n$

$$\text{Cap}(t; V, L, \sigma) =$$

$$V \sum_{i=1}^n \left(P(t, t_{i-1}) \Phi(\tilde{d}_{1,i}(t)) - (1 + \delta_i L) P(t, t_i) \Phi(\tilde{d}_{2,i}(t)) \right)$$

for $t < t_0 < t_1$ with

$$\begin{aligned} \tilde{d}_{1/2,i}(t) &= \frac{1}{\bar{\sigma}_i(t)} \ln \left(\frac{P(t, t_{i-1})}{(1 + \delta_i L) P(t, t_i)} \right) \pm \frac{1}{2} \bar{\sigma}_i(t), \\ \bar{\sigma}_i(t) &= \sigma \sqrt{\frac{1 - e^{-2\kappa(t_i-1-t)}}{2\kappa}} B(t_{i-1}, t_i), \quad \delta_i = t_i - t_{i-1}. \end{aligned}$$

CONCEPTS OF STOCHASTIC INVESTMENT MODELS: THE LONGSTAFF-SCHWARTZ MODEL

$(\Omega, \mathcal{F}, (\mathcal{F}_t), \mathbb{P})$ a filtered probability space Let X denote the price of a risky asset whose dynamics follow a stochastic process $X = \{X(t) : 0 \leq t \leq T\}$.

Let B denote the process representing the money market account, i.e. $B = \{B(t) : 0 \leq t \leq T\}$, where

$$B(t) = \exp \left(\int_0^t r_u du \right),$$

and r is the instantaneous short rate process. Consider an American put option for the underlying X with strike K and maturity T .

At maturity T the value of the option equals the payoff:

$$Y(T) = (K - X(T))^+ = \max\{K - S(T), 0\}.$$

At any time $t \in [0, T]$ the option buyer has two choices.

If the option seller knew in advance which stopping time τ_0 the investor will use, then he would set the price as:

$$\mathbb{E}_Q \left[\frac{Y(\tau_0)}{B(\tau_0)} \right].$$

However, the optimal stopping time is not know. Thus, the option seller has to prepare for the worst possible case and charge the maximum value, i.e:

$$\sup_{\tau \in \mathcal{T}} \mathbb{E}_Q \left[\frac{Y(\tau)}{B(\tau)} \right],$$

where \mathcal{T} is the class of admissible stopping times taking values in $[0, T]$.

Definition A.1 (Longstaff-Schwartz). Define $Z = \{Z(t) : 0 \leq t \leq T\}$, given by:

$$Z(t) = \sup_{\tau \in \mathcal{T}_{[t, T]}} \mathbb{E}_Q \left[\frac{Y(\tau)}{B(\tau)} \middle| \mathcal{F}_t \right] B(t).$$

Then $Z(t)/B(t)$ is the smallest \mathbb{Q} -supermartingale satisfying $Z(t) \geq Y(t)$.

$$\tau(t) = \inf\{s \geq t : Z(s) = Y(s)\}.$$

$$\mathbb{E}_Q \left[\frac{Y(\tau)}{B(\tau)} \middle| \mathcal{F}_t \right] = \sup_{\tau \in \mathcal{T}_{[t, \tau]}} \mathbb{E}_Q \left[\frac{Y(\tau)}{B(\tau)} \middle| \mathcal{F}_t \right]$$

REFERENCES

- [1] M. Marras, P. Korus, A. Jain, and N. Memon, "Dictionary attacks on speaker verification," *IEEE Transactions on Information Forensics and Security*, vol. 18, pp. 773–788, 2022.
- [2] S. Hu, X. Xie, Z. Jin, M. Geng, Y. Wang, M. Cui, J. Deng, X. Liu, and H. Meng, "Exploring self-supervised pre-trained asr models for dysarthric and elderly speech recognition," in *ICASSP 2023-2023 IEEE International Conference on Acoustics, Speech and Signal Processing (ICASSP)*. IEEE, 2023, pp. 1–5.
- [3] S. Wang, Z. Zhang, G. Zhu, X. Zhang, Y. Zhou, and J. Huang, "Query-efficient adversarial attack with low perturbation against end-to-end speech recognition systems," *IEEE Transactions on Information Forensics and Security*, vol. 18, pp. 351–364, 2022.
- [4] M. Goldblum, D. Tsipras, C. Xie, X. Chen, A. Schwarzschild, D. Song, A. Mądry, B. Li, and T. Goldstein, "Dataset security for machine learning: Data poisoning, backdoor attacks, and defenses," *IEEE Transactions on Pattern Analysis and Machine Intelligence*, vol. 45, no. 2, pp. 1563–1580, 2022.
- [5] Y. Li, Y. Jiang, Z. Li, and S.-T. Xia, "Backdoor learning: A survey," *IEEE Transactions on Neural Networks and Learning Systems*, 2022.
- [6] Y. Li, M. Ya, Y. Bai, Y. Jiang, and S.-T. Xia, "Backdoorbox: A python toolbox for backdoor learning," *arXiv preprint arXiv:2302.01762*, 2023.
- [7] Q. Liu, T. Zhou, Z. Cai, and Y. Tang, "Opportunistic backdoor attacks: Exploring human-imperceptible vulnerabilities on speech recognition systems," in *Proceedings of the 30th ACM International Conference on Multimedia*, 2022, pp. 2390–2398.
- [8] L. Nanni, Y. M. Costa, A. Lumini, M. Y. Kim, and S. R. Baek, "Combining visual and acoustic features for music genre classification," *Expert Systems with Applications*, vol. 45, pp. 108–117, 2016.
- [9] Q. Le Roux, E. Bourbao, Y. Teglia, and K. Kallas, "A comprehensive survey on backdoor attacks and their defenses in face recognition systems," *IEEE Access*, 2024.
- [10] F. A. Yerlikaya and Ş. Bahtiyar, "Data poisoning attacks against machine learning algorithms," *Expert Systems with Applications*, vol. 208, p. 118101, 2022.
- [11] M. Hess, "A pure-jump mean-reverting short rate model," *Modern Stochastics: Theory and Applications*, vol. 7, no. 2, pp. 113–134, 2020.
- [12] L. Liang, D. Lemmens, and J. Tempere, "Generalized pricing formulas for stochastic volatility jump diffusion models applied to the exponential vasicek model," *The European Physical Journal B*, vol. 75, pp. 335–342, 2010.
- [13] Y. Wu and X. Liang, "Vasicek model with mixed-exponential jumps and its applications in finance and insurance," *Advances in Difference Equations*, vol. 2018, pp. 1–15, 2018.
- [14] J. Paulusch, "The volatility of interest rates and forward rates in the hull white model," *Available at SSRN 2159308*, 2014.
- [15] J. Hölzermann, "The hull–white model under volatility uncertainty," *Quantitative Finance*, vol. 21, no. 11, pp. 1921–1933, 2021.
- [16] O. S. Rozanova and N. A. Krutov, "An explicit form of the fundamental solution of the master equation for a jump-diffusion ornstein-uhlenbeck process," *arXiv preprint arXiv:2301.13567*, 2023.
- [17] D. Rios Insua, R. Naveiro, V. Gallego, and J. Poulos, "Adversarial machine learning: Bayesian perspectives," *Journal of the American Statistical Association*, pp. 1–12, 2023.
- [18] L.-G. Eriksson and P. Helander, "Monte carlo operators for orbit-averaged fokker–planck equations," *Physics of plasmas*, vol. 1, no. 2, pp. 308–314, 1994.
- [19] S. Reich and S. Weissmann, "Fokker–planck particle systems for bayesian inference: Computational approaches," *SIAM/ASA Journal on Uncertainty Quantification*, vol. 9, no. 2, pp. 446–482, 2021.
- [20] H. Risken and H. Risken, *Fokker-planck equation*. Springer, 1996.
- [21] S.-Y. Chou, P.-Y. Chen, and T.-Y. Ho, "Villandiffusion: A unified backdoor attack framework for diffusion models," *arXiv preprint arXiv:2306.06874*, 2023.
- [22] S. An, S.-Y. Chou, K. Zhang, Q. Xu, G. Tao, G. Shen, S. Cheng, S. Ma, P.-Y. Chen, T.-Y. Ho *et al.*, "Elijah: Eliminating backdoors injected in diffusion models via distribution shift," *arXiv preprint arXiv:2312.00050*, 2023.
- [23] S.-Y. Chou, P.-Y. Chen, and T.-Y. Ho, "How to backdoor diffusion models?" in *Proceedings of the IEEE/CVF Conference on Computer Vision and Pattern Recognition*, 2023, pp. 4015–4024.
- [24] H. Wang, Q. Shen, Y. Tong, Y. Zhang, and K. Kawaguchi, "The stronger the diffusion model, the easier the backdoor: Data poisoning to induce copyright breaches without adjusting finetuning pipeline," *arXiv preprint arXiv:2401.04136*, 2024.
- [25] S. Islam, H. Elmekki, A. Elsebai, J. Bentahar, N. Drawel, G. Rjoub, and W. Pedrycz, "A comprehensive survey on applications of transformers for deep learning tasks," *Expert Systems with Applications*, p. 122666, 2023.
- [26] S. M. Jain, "Hugging face," in *Introduction to Transformers for NLP: With the Hugging Face Library and Models to Solve Problems*. Springer, 2022, pp. 51–67.
- [27] W. Qiu, "A survey on poisoning attacks against supervised machine learning," *arXiv preprint arXiv:2202.02510*, 2022.
- [28] Q. C. H.-t. Wang and C. Guo, "A hamiltonian approach to barrier option pricing under vasicek model," *arXiv preprint arXiv:2307.07103*, 2023.
- [29] T. van der Zwaard, L. Grzelak, and C. Oosterlee, "On the hull-white model with volatility smile for valuation adjustments," *arXiv preprint arXiv:2403.14841*, 2024.
- [30] L. A. Abbas-Turki, I. Karatzas, and Q. Li, "Impulse control of a diffusion with a change point," *Stochastics An International Journal of Probability and Stochastic Processes*, vol. 87, no. 3, pp. 382–408, 2015.
- [31] C. Wang, "A two-step longstaff schwartz monte carlo approach to game option pricing," *arXiv preprint arXiv:2401.08093*, 2024.
- [32] B. B. May, N. J. Tatro, P. Kumar, and N. Shnidman, "Salient conditional diffusion for backdoors," in *ICLR 2023 Workshop on Backdoor Attacks and Defenses in Machine Learning*, 2023.
- [33] K. Kumari, P. Rieger, H. Fereidooni, M. Jadhwal, and A.-R. Sadeghi, "Baybdf: Bayesian backdoor defense for federated learning," *arXiv preprint arXiv:2301.09508*, 2023.
- [34] D. Norris, J. M. McQueen, and A. Cutler, "Prediction, bayesian inference and feedback in speech recognition," *Language, cognition and neuroscience*, vol. 31, no. 1, pp. 4–18, 2016.
- [35] Z. Pan and P. Mishra, "Backdoor attacks on bayesian neural networks using reverse distribution," *arXiv preprint arXiv:2205.09167*, 2022.
- [36] T. Gu, B. Dolan-Gavitt, and S. Garg, "Badnets: Identifying vulnerabilities in the machine learning model supply chain," *arXiv preprint arXiv:1708.06733*, 2017.
- [37] J. Bai, B. Wu, Y. Zhang, Y. Li, Z. Li, and S.-T. Xia, "Targeted attack against deep neural networks via flipping limited weight bits," *arXiv preprint arXiv:2102.10496*, 2021.
- [38] L. Struppek, M. B. Hentschel, C. Poth, D. Hintersdorf, and K. Kersting, "Leveraging diffusion-based image variations for robust training on poisoned data," *arXiv preprint arXiv:2310.06372*, 2023.
- [39] W.-N. Hsu, B. Bolte, Y.-H. H. Tsai, K. Lakhotia, R. Salakhutdinov, and A. Mohamed, "Hubert: Self-supervised speech representation learning by masked prediction of hidden units," *IEEE/ACM Transactions on Audio, Speech, and Language Processing*, vol. 29, pp. 3451–3460, 2021.
- [40] A. Radford, J. W. Kim, T. Xu, G. Brockman, C. McLeavey, and I. Sutskever, "Robust speech recognition via large-scale weak supervision," 2022. [Online]. Available: <https://arxiv.org/abs/2212.04356>
- [41] C. Wang, Y. Wu, Y. Qian, K. Kumatani, S. Liu, F. Wei, M. Zeng, and X. Huang, "Unispeech: Unified speech representation learning with labeled and unlabeled data," in *International Conference on Machine Learning*. PMLR, 2021, pp. 10937–10947.
- [42] A. Conneau, A. Baevski, R. Collobert, A. Mohamed, and M. Auli, "Unsupervised cross-lingual representation learning for speech recognition," *arXiv preprint arXiv:2006.13979*, 2020.
- [43] A. Baevski, W.-N. Hsu, Q. Xu, A. Babu, J. Gu, and M. Auli, "Data2vec: A general framework for self-supervised learning in speech, vision and language," in *International Conference on Machine Learning*. PMLR, 2022, pp. 1298–1312.
- [44] L. Barrault, Y.-A. Chung, M. C. Meglioli, D. Dale, N. Dong, M. Dupenthaler, P.-A. Duquenne, B. Ellis, H. Elshahar, J. Haaheim *et al.*, "Seamless: Multilingual expressive and streaming speech translation," *arXiv preprint arXiv:2312.05187*, 2023.
- [45] H.-J. Chang, S.-w. Yang, and H.-y. Lee, "Distilhubert: Speech representation learning by layer-wise distillation of hidden-unit bert," in *ICASSP 2022-2022 IEEE International Conference on Acoustics, Speech and Signal Processing (ICASSP)*. IEEE, 2022, pp. 7087–7091.
- [46] S. Koffas, J. Xu, M. Conti, and S. Picek, "Can you hear it? backdoor attacks via ultrasonic triggers," in *Proceedings of the 2022 ACM workshop on wireless security and machine learning*, 2022, pp. 57–62.
- [47] C. Shi, T. Zhang, Z. Li, H. Phan, T. Zhao, Y. Wang, J. Liu, B. Yuan, and Y. Chen, "Audio-domain position-independent backdoor attack via unnoticeable triggers," in *Proceedings of the 28th Annual International Conference on Mobile Computing And Networking*, 2022, pp. 583–595.
- [48] A. Berrones, "Bayesian inference based on stationary fokker-planck sampling," *Neural Computation*, vol. 22, no. 6, pp. 1573–1596, 2010.
- [49] V. Russo and G. Torri, "Calibration of one-factor and two-factor hull–white models using swaptions," *Computational Management Science*, vol. 16, no. 1, pp. 275–295, 2019.

- [50] G. Moysiadiis, I. Anagnostou, and D. Kandhai, “Calibrating the mean-reversion parameter in the hull-white model using neural networks,” in *ECML PKDD 2018 Workshops: MIDAS 2018 and PAP 2018, Dublin, Ireland, September 10-14, 2018, Proceedings 3*. Springer, 2019, pp. 23–36.
- [51] D. Pirjol and L. Zhu, “Explosion in the quasi-gaussian hjm model,” *Finance and Stochastics*, vol. 22, pp. 643–666, 2018.
- [52] J. Lin and C. Almeida, “American option pricing with machine learning: An extension of the longstaff-schwartz method,” *Brazilian Review of Finance*, vol. 19, no. 3, pp. 85–109, 2021.
- [53] M. Chibane and D. Law, “A quadratic volatility cheyette model,” *Available at SSRN 2138011*, 2012.