

# PIN: A Knowledge-Intensive Dataset for Paired and Interleaved Multimodal Documents

Junjie Wang<sup>\*,1,3</sup>, Yin Zhang<sup>1,8</sup>, Yatai Ji<sup>5</sup>, Yuxiang Zhang<sup>1,3</sup>, Chunyang Jiang<sup>8</sup>, Yubo Wang<sup>4</sup>, Kang Zhu<sup>6</sup>, Zekun Wang<sup>6</sup>, Tiezhen Wang<sup>7</sup>, Wenhao Huang<sup>6</sup>, Jie Fu<sup>\*,8</sup>, Bei Chen<sup>\*,6</sup>, Qunshu Lin<sup>\*,2</sup>, Minghao Liu<sup>\*,2</sup>, Ge Zhang<sup>\*,1,4,6</sup> and Wenhui Chen<sup>\*,1,4</sup>

<sup>\*</sup>Corresponding Authors, <sup>1</sup>Multimodal Art Projection, <sup>2</sup>2077AI, <sup>3</sup>Waseda University, <sup>4</sup>University of Waterloo, <sup>5</sup>Tsinghua University, <sup>6</sup>01.AI, <sup>7</sup>Hugging Face, <sup>8</sup>Independent Researcher

Recent advancements in Large Multimodal Models (LMMs) have leveraged extensive multimodal datasets to enhance capabilities in complex knowledge-driven tasks. However, persistent challenges in perceptual and reasoning errors limit their efficacy, particularly in interpreting intricate visual data and deducing multimodal relationships. Addressing these issues, we introduce a novel dataset format, PIN (Paired and INTERleaved multimodal documents), designed to significantly improve both the depth and breadth of multimodal training. The PIN format is built on three foundational principles: knowledge intensity, scalability, and support for diverse training modalities. This innovative format combines markdown files and comprehensive images to enrich training data with a dense knowledge structure and versatile training strategies. We present PIN-14M, an open-source dataset comprising 14 million samples derived from a diverse range of Chinese and English sources, tailored to include complex web and scientific content. This dataset is constructed meticulously to ensure data quality and ethical integrity, aiming to facilitate advanced training strategies and improve model robustness against common multimodal training pitfalls. Our initial results, forming the basis of this technical report, suggest significant potential for the PIN format in refining LMM performance, with plans for future expansions and detailed evaluations of its impact on model capabilities.

<b>1</b>	<b>Introduction</b>	<b>1</b>	<b>4</b>	<b>Analysis of PIN</b>	<b>11</b>
			4.1	General statistics . . . . .	11
			4.2	Topic Modeling . . . . .	12
<b>2</b>	<b>Related Work</b>	<b>3</b>	<b>5</b>	<b>Training Strategies</b>	<b>13</b>
2.1	Formats of Multimodal Data . . . . .	3	5.1	Based on Image-text Pairs . . . . .	13
2.2	Pre-training Strategies on LMMs . . . . .	4	5.2	Based on Interleaved Documents . . . . .	14
			5.3	Potential Strategies . . . . .	14
<b>3</b>	<b>Data Curation</b>	<b>4</b>	<b>6</b>	<b>Discussion</b>	<b>15</b>
3.1	PIN format . . . . .	4	<b>7</b>	<b>Conclusion</b>	<b>16</b>
3.2	Data Process . . . . .	6			
3.3	Quality Control . . . . .	10			
3.4	Ethical Considerations . . . . .	11			

## 1. Introduction

Recent advances in Large Multimodal Models (LMMs) have enabled their successful applications in a variety of knowledge-driven tasks such as chart reasoning and phenomenon understanding through the learning of large-scale multimodal datasets [1, 2]. However, recent benchmark studies [3, 4] have highlighted two primary types of errors: perceptual errors and reasoning errors. Perceptual errors include difficulties in interpreting tables and graphs, especially those that are professionally complex. Moreover, reasoning errors often occur when the model fails to deduce relationships between images and text, particularly in scenarios involving sequential states. In response to these challenges and

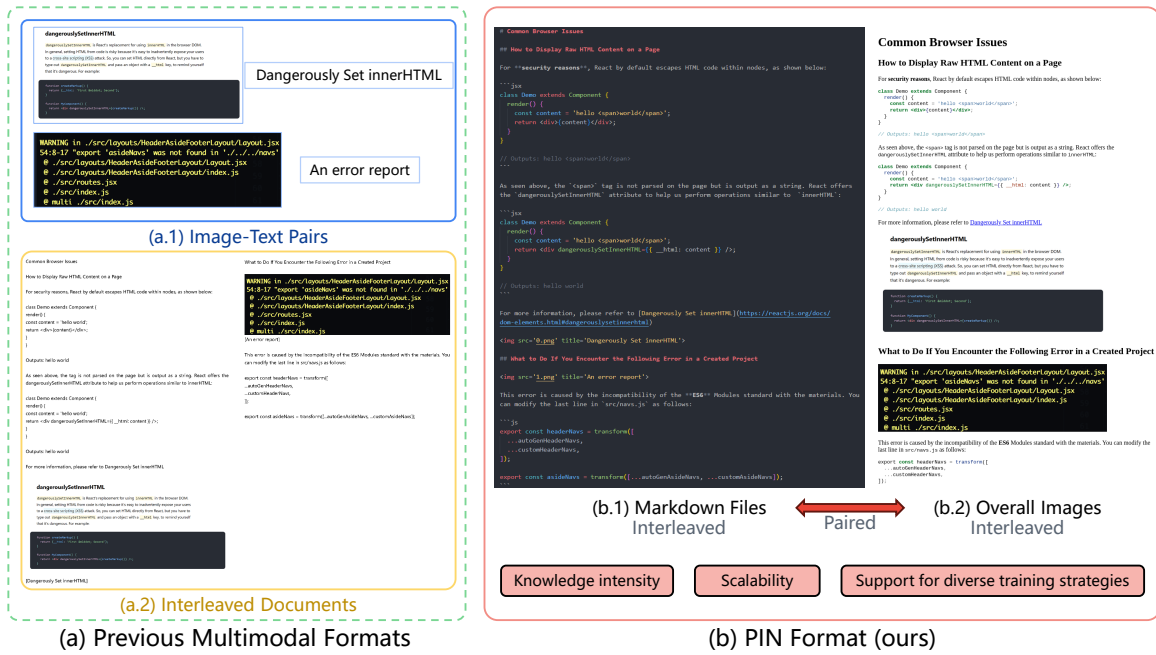


Figure 1 | Comparative analysis of traditional multimodal formats versus the proposed PIN format. The PIN format preserves rich knowledge attributes (e.g., bolding, highlighting, code), supports semantic interplay between images and text in markdown files, and enhances knowledge representation through an overall image.

with the goal of training a knowledge-intensive LMM, we propose a solution from a data perspective: *the creation of a knowledge-intensive multimodal dataset.*

As illustrated in Figure 1 (a), current mainstream multimodal training datasets primarily fall into two categories: (a.1) image-text pairs and (a.2) interleaved documents. In image-text pairs [5, 6], the text corresponds to the image, allowing models to train perceptual abilities, although with limited inferential knowledge. Several works have shifted focus towards academic documents, treating the content of papers as text and pages as images to create text-image datasets [7, 8]. While these datasets show strong performance on scientific benchmarks, they face several limitations. First, the exclusion of images and related content fails to acknowledge the vital interaction between text and visuals within papers. Furthermore, the segmentation of each page disrupts the natural continuity of the documents, impeding models from learning the comprehensive knowledge of the entire paper. Additionally, the absence of open-source datasets presents significant challenges to replication efforts. To include the rich interleaved information of the images and text, the interleaved document format has been introduced, enhancing both perceptual and inferential capabilities of models. However, this format currently faces three challenges: a scarcity of datasets (only MMC4 [9] and OBELIGS [10] available), a lack of specialized data (only web pages) and a lack of overall information. We consider what data format could address these issues. The ideal format should exhibit three key characteristics: **(1) knowledge intensity**, **(2) scalability**, and **(3) support for diverse training strategies**. Therefore, as shown in Figure 1 (b), we propose a novel data format: PIN, or **Paired and INterleaved** multimodal documents. Specifically, the PIN format consists of two main components: (b.1) markdown files and (b.2) overall images. The markdown files contain knowledge-intensive interleaved documents, formatted with simple markup syntax (like bold, italics, and headers) to facilitate understanding of knowledge, such as the article structure and key points. Moreover, it supports embedding links and images, which is invaluable for creating multimedia-rich documents, thus preserving the potential for

supporting additional modalities in the future, such as audio and video. On the other hand, the setup of the overall image allows models to learn rich information such as the layout, further analyzing the connections between text and images, such as overall and parts, sequence, etc. Therefore, the setup of this data format meets the requirements for (1) knowledge intensity. Moreover, we set PIN format as a unified format, providing processes and methods for other datasets to convert to the PIN format. By transforming existing mainstream datasets into the PIN format, we also achieve (2) scalability. Additionally, the PIN format is compatible with popular training strategies, such as image-text pair training and interleaved multimodal training. Further, we could develop new pre-training methods based on the PIN format, such as predicting images from markdown text or extracting textual knowledge from images. Rich training strategies enable models trained on PIN documents to learn from various perspectives, fulfilling different needs. Therefore, the PIN format meets the requirements for (3) supporting diverse training strategies.

In this work, we develop several datasets following the PIN format. We introduce an open-source version, PIN-14M<sup>1</sup>, which comprises 14 million samples extracted from various Chinese and English data sources. Our data not only includes common web pages but also scientific documents featuring images that require inference and understanding, such as diagrams and charts. We detail the creation process of this dataset, encompassing collection methods, filtering processes, and ethical considerations. Additionally, we embed quality signals within the dataset, allowing researchers to selectively utilize the data based on specific needs.

This technical report is a preliminary version. In future work, we plan to provide a more comprehensive paper that offers deeper analyses of the PIN format. We will also release larger datasets; PIN-14M is merely an initial dataset. Furthermore, to explore the effectiveness of our datasets, we will conduct experiments and provide detailed analyses in the future.

The contributions of this technical report (preview version) are:

- We introduce a new multimodal dataset format, PIN, for Paired and Interleaved multimodal documents. It supports training of knowledge-intensive large models and is scalable for converting current datasets to this format.
- The data processing workflows and methods will be open-sourced, along with several dataset conversion techniques.
- We release an open-source dataset, PIN-14M.

## 2. Related Work

### 2.1. Formats of Multimodal Data

Multimodal pre-training datasets are primarily formatted in two ways: image-text pairs and interleaved documents. The *image-text pair* format is currently the most utilized, involving the generation of large data volumes through extensive web crawling for alt-text descriptions [5, 6, 11]. Although these datasets cover a broad scope, they exhibit inherent constraints. The dependency on alt-text frequently results in concise and simplistic texts that provide mere snapshots of the image content, often lacking depth in contextual richness and grammatical details. In certain cases, the alt-text comprises just a few rudimentary words, and may not constitute complete sentences. To address this challenge, NOUGAT [7] and KOSMOS-2.5 [8] suggest image-text pairs on academic documents such as academic papers and scientific journals. PDF pages and paper text are treated as image-text pairs, enriching the semantic information of the text. However, this approach excludes images, overlooking

---

<sup>1</sup>PIN-14M: <https://huggingface.co/datasets/m-a-p/PIN-14M>

the rich interactive information between text and visuals. Moreover, segmenting the article into pages prevents the use of information across pages. The *interleaved document* format has emerged as a recent studies [1, 9, 10]. For example, OpenFlamingo [9] and IDEFICS [10] have explored this technique of interspersing images with text in their pre-training data, thereby enhancing the multimodal recognition and reasoning capabilities of LMMs. These methodologies entail extracting coherent images and text from extensive web content and intricately weaving them together. However, these strategies primarily target web content and overlook more enriched sources of knowledge, like academic papers. Furthermore, rigorous cleaning processes tend to erase substantial contextual information, ignoring crucial expression of knowledge, such as markers. These procedures also do not capture the interlaced information from the full images, such as layout and the specific locations of information appearance. To counter these shortcomings, we propose the PIN format, designed to maximize the extraction and presentation of both visual and textual information, thereby facilitating a more comprehensive learning environment for LMMs.

## 2.2. Pre-training Strategies on LMMs

The motivation behind multimodal pre-training is to train basic abilities in models by leveraging the intrinsic properties of the corpus. In contrast to unimodal datasets, multimodal image-text datasets are designed with enriched intrinsic attributes from the outset. These include alignment between images and text, interrelations within images, and continuity within the text. Mainstream pre-training strategies for LMMs are specifically tailored to the current formats of these multimodal datasets. Strategies such as Contrastive Learning (CL), Image-Text Matching (ITM), Masked Language Modeling (MLM), and Masked Vision Modeling (MVM) are commonly employed in image-text paired datasets [12–15]. Recently introduced interleaved datasets offer a perspective where multimodal models learn to predict subsequent words by processing interwoven information from images and text [1]. The PIN format, which incorporates both paired and interleaved characteristics, seamlessly supports all the aforementioned training strategies. Moreover, we will discuss potential pre-training strategies based on the new features of our dataset in section 5.

## 3. Data Curation

In this section, we describe our format and explain the processing of raw data into this format. Additionally, we show methods for quality control and discuss ethical considerations.

### 3.1. PIN format

#### 3.1.1. Philosophy

In a variety of scientific and engineering disciplines, high-quality datasets are essential, facilitating progress from fundamental research to industrial implementations. This report aims to design a dataset that is not only responsive to current technological needs but also flexible enough to accommodate future advancements. Our design principles include:

- Knowledge intensity
- Scalability
- Supports diverse training strategies

**Knowledge intensity.** Inspired by NOUGAT [7], our approach enhances the knowledge richness of our dataset in three main ways. First, unlike web pages, we extract multimodal information

from academical documents. In addition, we transition from purely text-based markdown files to interleaved formats with content images and provide an “overall image”, which recaptures the multimodal information lost in the NOUGAT dataset construction. Second, recognizing the scarcity of academic documents, we incorporate other sources such as books and code repositories, preserving their markup notions. Third, for data originating from web pages, we introduce an “overall image” to enrich the visual interleaved information. Through these methods, our dataset encapsulates varied levels of knowledge intensity, ensuring a rich informational depth.

**Scalability.** To ensure our dataset can be scaled up for production, our designed format must fulfill two key criteria: compatibility with existing multimodal datasets and support for various data formats. For pre-existing multimodal datasets such as OBELICS [10] and MMC4 [9], we generate an “overall image” for each document through straightforward processing and convert the original text-based list structures into a unified interleaved markdown format. Similarly, for datasets based on image-text pairs, we can easily adapt them to our format using designed templates. Moreover, our approach includes handling various multimodal styles, such as web pages, academic papers, and PDF documents. We are also exploring additional formats, such as the purely textual ones, which are indispensable for training large language models. For instance, RedPajama-Data-v2 [16] has reached an astonishing 30 trillion tokens. Therefore, we will detail how we mass-produce data in our format in section 3.2.

**Supports diverse training strategies.** First, our dataset format is designed to encompass all existing pre-training methodologies. Therefore, it adopts a paired and interleaved format, incorporating sections for text (markdown files) and images (overall images). This division into text and image areas enables seamless application of all current image-text pair-based pre-training objectives. Additionally, considering the interleaved format within the text sections, our dataset can also accommodate newly designed pre-training objectives from models like Flamingo [1]. Furthermore, we are equipped to support more diverse training strategies, such as image-based knowledge extraction. Detailed explanations will be provided in Section 5.

### 3.1.2. Paired and Interleaved Structure

To align with our philosophy, we design a paired and interleaved structure, as depicted in Figure 1 (b). We now show how this dataset is stored and explain the meanings of various annotation tags.

<pre>example_dataset/    -- content_image/    -- 1.png    -- 2.png    -- 3.png   ...  -- overall_image/    -- 1.png    -- 2.png    -- 3.png   ... \-- example_dataset.jsonl</pre>	<pre>example_dataset/    -- part00/ - The first part.    -- content_image/    -- overall_image/   \-- part00.jsonl    -- part01/ - The second part.    -- content_image/    -- overall_image/   \-- part01.jsonl   ... - More similar parts.</pre>
-----------------------------------------------------------------------------------------------------------------------------------------------------------------------------------	----------------------------------------------------------------------------------------------------------------------------------------------------------------------------------------------------------------------------------------------------

(a) Structure of the example dataset.

(b) Segmented structure of the example dataset.

Figure 2 | The file tree structure of an example dataset in PIN format.

The architecture of our proposed data structure is depicted in Figure 2. The directory “content images” holds the images mentioned within the markdown text, and “overall images” display the overall visual representation of the markdown files. Moreover, the JSONL file encapsulate the textual content along

```

1 {
2   "id": 1919,
3   "meta": {
4     "language": "en",
5     "oi_exist": true,
6     "oi_source": "compiling",
7     "source_dateset": "example_source (e.g. OBELICS)",
8     "ori_meta": {
9       "document_url": "https://www.example.com/2022/02/21/example/",
10      ...
11    }
12  },
13  "doc_id": 1997,
14  "page_id": 0,
15  "date_download": "2024-03-01"
16 },
17 "license": "CC-BY-4.0",
18 "quality_signals": {
19   "doc_length": 100,
20   ...
21 },
22 "content_image": [
23   "content_image/1997-0.png",
24   "content_image/1997-1.png"
25 ],
26 "md": "<img src='content_image/1997-0.png'>\n\nThis is a fake sample data line, just
      ↪ for show.\n\nThis is a fake sample data line, just for show.\n\n<img src='
      ↪ content_image/1997-1.png'>\n\nThis is a fake sample data line, just for show.",
27 "overall_image": "overall_image/1997.png"
28 }

```

Figure 3 | An example data sample of JSONL files.

with associated data details. In particular, if the subset is large, we consider a subpart structure, which is shown in Figure 2b.

As illustrated in Figure 3, we provide a detailed example of the annotations included with each data entry. Specifically, metadata for each multimodal document is detailed in the `meta` field. This includes the language, denoted as Chinese (zh) and English (en). For entries derived from existing datasets, the original metadata is retained under `ori_meta`. The source of the overall image is specified in `oi_source`, with the origin indicated as either from the original dataset (ori) or compiled using code (compiling). Furthermore, we introduce `quality_signals` tag, which stores indicators used for quality control, such as document length. These signals allow for the dataset to be segmented according to specific operational needs, enabling rapid filtering to isolate the required data subsets.

### 3.2. Data Process

Our PIN dataset comprises two main components: datasets we have constructed and existing datasets that we have transformed. In detail, our constructed datasets currently include PIN-webpage, PIN-PMC, and PIN-arXiv. Moreover, the transformed existing datasets are: DocLayNet, Linux-CN, chinese-markdown, OBELICS, MMC4, leetcode, and PG19. However, the released PIN-14M dataset does not include two of the subsets we collected: PIN-webpage and arXiv. As illustrated in Figure 4, we present one sample from each subset of the PIN-14M dataset. As shown in Figure 5, we process the collected data to the designed PIN format. Initial steps involve processing raw text and images from






Figure 4 | Samples from various subsets of the PIN-14M dataset. For each subset, one entry is extracted, showcasing both its markdown file section and the corresponding overall image.

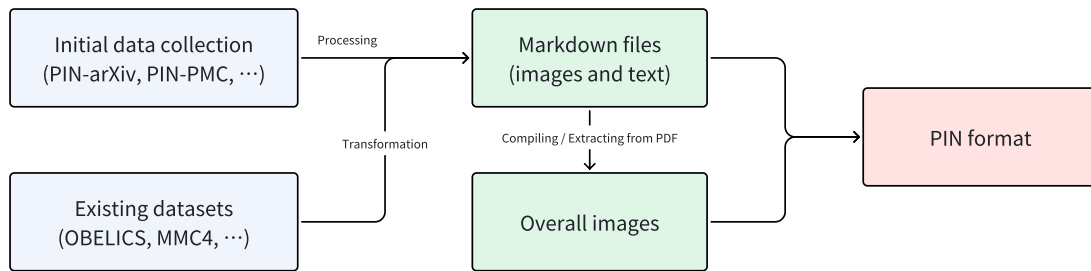


Figure 5 | The overview of our process workflow.

the dataset, which includes cleaning the data and downloading images. Subsequently, this content is compiled into markdown files. The next phase centers on extracting from the multimodal documents or compiling overall images based on the characteristics of the datasets. Finally, the markdown files and overall images are combined into our PIN format. In practice, each subset is tailored with specific processing workflows designed to enhance and leverage unique data characteristics. These workflows are detailed as follows:

- Multimodal scientific documents: markup text, graphical data and PDF files.
- Annotated multimodal documents: annotated information, images and PDF files.
- Web pages: interleaved text and images.
- Text-only documents: only text.

### 3.2.1. Multimodal Scientific Documents

**PIN-arXiv.** ArXiv<sup>2</sup> is a popular electronic preprint platform encompassing a broad spectrum of disciplines including physics, mathematics, computer science, quantitative biology, quantitative finance, statistics, electrical engineering, systems science, and economics. Therefore, we collect the knowledge-intensive multimodal documents from it. The data processing workflow on this platform is depicted in Figure 6, and involves the following steps:

<sup>2</sup><https://arxiv.org/>

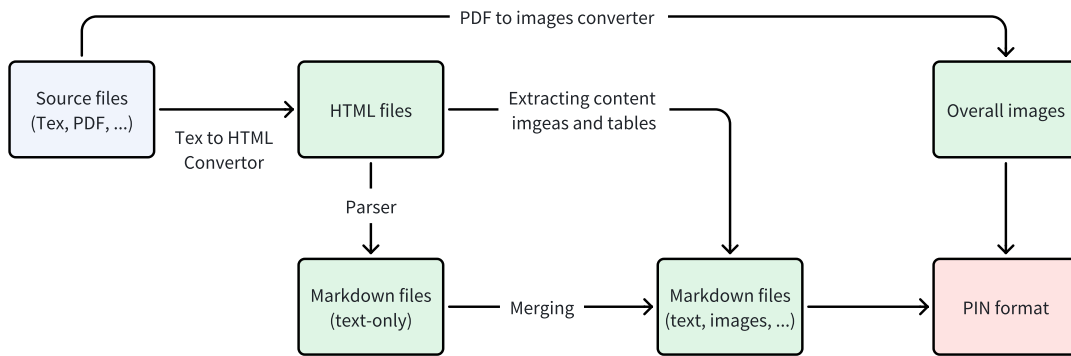


Figure 6 | Data processing workflow of PIN-arXiv subset.

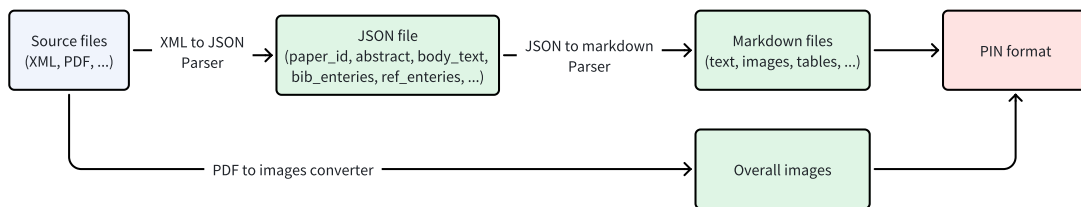


Figure 7 | Data processing workflow of PIN-PMC subset.

1. **Data Collection:** In the initial stage, we collect source code and PDF documents from the websites, setting the foundation for further processing.
2. **Document Conversion:** By utilizing the Engrafa<sup>3</sup> converter, LaTeX documents are transformed into beautifully formatted, responsive web pages in HTML format, enhancing accessibility and visual appeal.
3. **Content Parsing:** The HTML outputs are then processed through the parser in NOUGAT [7], converting it into text-only markdown format.
4. **Multimodal Information Recovery:** To address the loss of multimodal data in the text-only output, a matching algorithm is applied to reintegrate vital visual and textual information from the HTML back into the markdown files.
5. **Overall Image Processing:** Each page of the original PDF documents is converted into an image by utilizing pdf2image library<sup>4</sup>.
6. **Dataset Compilation:** The markdown files and images are compiled into a dataset in PIN format. Specifically, each sample within the dataset includes a markdown file accompanied by several overall images.

Following the data processing, we create a large-scale multimodal dataset, the PIN-arXiv subset, consisting of over one million samples. The dataset has not been paginated due to the extensive manual effort required by designing text-based pagination algorithms. For instance, dual-column layouts in several PDF files could hinder the alignment between overall images and markdown content. However, we plan to implement pagination after developing a suitable AI-based model.

**PIN-PMC.** PubMed Central (PMC)<sup>5</sup> is a free digital archive that houses open access scholarly articles

<sup>3</sup><https://github.com/arxiv-vanity/engrafo>

<sup>4</sup><https://github.com/Belval/pdf2image>

<sup>5</sup><https://www.ncbi.nlm.nih.gov/pmc/>



from biomedical and life sciences journals. All articles are stored in a machine-readable XML format, with corresponding PDF versions available for access. Given the rich content of XML, including styles and other elements, our focus remains solely on the embedded knowledge. As illustrated in Figure 7, we design a series of algorithms and processing steps. Initially, we adapt the `s2orc-doc2json` library<sup>6</sup> for the conversion from XML to JSON, ensuring comprehensive extraction of necessary knowledge. Specifically, we improve the original code by handling of references, images, and tables. Subsequently, we parse the JSON files into markdown files, integrating disparate knowledge snippets into a unified document. Finally, we transform the collected PDF files into overall images and integrate these with the processed markdown text into the PIN format. In the preview release of the open-source PIN-14M dataset, we provide 99,157 public samples. The remaining data will be progressively released in subsequent versions of the PIN dataset.

### 3.2.2. Annotated Multimodal Documents

**DocLayNet.** General PDF files in the DocLayNet dataset [17] contain a wealth of digital information, particularly rich in text and style details. This dataset includes numerous expert annotations, with the JSON files providing bounding-box positions and the content of these boxes (such as images and text) on the pages. Inspired by the sequence in which humans read PDF files, we develop a straightforward JSON-to-markdown parser and converted the corresponding PDF pages into images. Finally, we integrate these into the DocLayNet subset with 68,757 samples.

### 3.2.3. Web pages

**Linux-CN.** The Internet hosts numerous technical and academic forums where people share a wide range of technologies and experiences, embodying vast knowledge. Therefore, the Linux-CN community has been included in our dataset. Given the availability of their archives<sup>7</sup>, it is only necessary to reorganize all articles and file structures to create markdown files in GitHub Flavored Markdown (GFM) format. These files are then rendered using a browser with GFM light style, followed by taking screenshots to produce overall images. Lastly, formatting this content into the PIN format completes the Linux-CN subset with 9,564 documents.

**Chinese-markdown.** Web pages often contain documents that are inherently structured using Markdown syntax. These documents are primarily composed of extensive marked text and images, as seen in blogs. To address this common scenario, we utilize the chinese-markdown dataset<sup>8</sup>, which gathers markup-based text content from web pages. Initially, we extract image links for downloading. Subsequently, we perform basic cleaning of the text. Considering the complexity of paginating markup-based text, such as encountering code blocks that span two pages, this characteristic might disrupt content organization. Therefore, we employ a browser to render the content using GFM light style and then capture screenshots as overall images. Finally, we combine the markdown documents and overall images to create the PIN format, forming the chinese-markdown subset with 168,323 samples.

**OBELICS.** The OBELICS dataset [10] processes web data into multimodal documents with interleaved text and images, and shows the effectiveness of its data structure. Considering the dataset’s inherent interleaved feature, we only need to reorganize the dataset structure to generate markdown files. Since all texts are plain without complex markup, we employ a heuristic pagination algorithm to paginate the markdown content (input), leading to the generation of overall images. Specifically, the heuristic function,  $f_{\text{page}}$ , estimates three key parameters:

---

<sup>6</sup><https://github.com/allenai/s2orc-doc2json>

<sup>7</sup><https://huggingface.co/datasets/linux-cn/archive>

<sup>8</sup><https://huggingface.co/datasets/rojas-diego/chinese-markdown>

- Maximum number of lines per page,  $n_{\text{line}}$
- Maximum number of characters per line,  $n_{\text{text}}$
- Number of lines an image occupies,  $n_{\text{image}}$

This function is computed as:

$$\text{page list} = f_{\text{page}}(\text{input}, n_{\text{line}}, n_{\text{text}}, n_{\text{image}}), \quad (1)$$

where the page list consists of segmented markdown files. Each file from the page list is then compiled into a single-page PDF using `pandoc`<sup>9</sup>, subsequently transformed into an image via `pdf2image` library. Finally, each markdown page and its corresponding overall image are compiled into the PIN format, thereby creating an entry in our OBELICS subset.

**MMC4.** The MMC4 dataset [9] represents one of the key datasets in interleaved format. Consequently, we apply a process similar to that used for our OBELICS subset. In the current open-source PIN-14M release, we only process the `mmc4-core-ff` segment, resulting in our MMC4 subset, which comprises approximately 5,351,628 records.

**PIN-webpage.** We crawl web pages from several publicly accessible websites and adhere to a data acquisition, cleaning, and filtering process akin to that used in OBELICS [10]. We then apply a similar pagination algorithm and codes in the data process of the OBELICS subset. As a result, we create a subset termed PIN-webpage.

### 3.2.4. Text-only documents

**Leetcode.** Textual data, devoid of visual content, can still encapsulate extensive knowledge. Consequently, scenarios involving solely text are incorporated into our dataset. We employ the leetcode dataset<sup>10</sup> as an exemplar due to its comprehensive use of enriched textual elements such as code snippets, emphasis through bolding, and underlining, beyond mere plain text. In detail, the dataset undergoes a systematic reorganization into markdown documents. Then, we apply the similar processing method in Linux-CN subset to create overall images. The final step involves formatting these materials into the leetcode subset with 2,360 samples.

**PG19.** The PG19 dataset [18] consists of books, formatted in plain text without any images, and is characterized by unusually long texts, with an average length of nearly 400,000 characters. To facilitate model training and enable efficient learning of pagination techniques, we segment the extensive texts into manageable pages. Similar to the process of the OBELICS subset, We estimate the number of characters each page can accommodate and divide the entire document into numerous pages, some extending beyond a hundred pages. Each page, along with its corresponding text, is then treated as a separate entry. In summary, we collect 2,612,285 samples to form the PG19 subset.

## 3.3. Quality Control

Drawing on the RedPajama-Data-v2 dataset [16] design, we introduce quality signals into the PIN format. Despite the extensive scale of multimodal datasets, often exceeding billions of entries, users typically possess limited insight into their intrinsic attributes. Extensive pre-cleaning and pre-processing are generally required before these datasets can be applied in model training. To alleviate this repetitive task for each user, we implement quality signals to quickly familiarize researchers with our data. These signals serve as effective tools for identifying and filtering out low-quality

---

<sup>9</sup><https://pandoc.org/>

<sup>10</sup><https://huggingface.co/datasets/greengr0ng/leetcode>

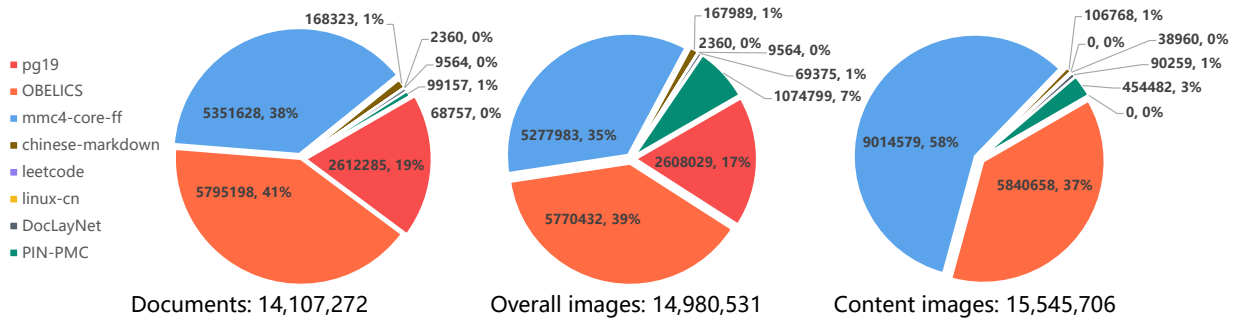


Figure 8 | General statistics of our PIN-14M dataset.

or irrelevant data. By minimizing noise, they enhance the overall quality of the dataset, which is crucial for training robust machine learning models. Furthermore, explicit quality indicators enhance transparency in data processing. They allow users to easily comprehend the dataset’s composition and limitations, potentially assisting researchers and developers in making more informed decisions. In practical applications, users can stratify or group data based on these quality signals. They prioritize high-quality data while adopting distinct strategies for low-quality data, such as additional cleaning or exclusion. In the preliminary release, PIN-14M, we have incorporated several basic quality signals, with plans to expand these in future updates.

### 3.4. Ethical Considerations

Given the diverse sources of our dataset and the complex processes involved, each sample within our dataset is accompanied by a `license` field that specifies the licensing terms of the data. If the data is produced internally or comprises components generated by us, such as compiled overall images, it is subject to the Apache 2.0 license <sup>11</sup>.

Furthermore, we remove NSFW images from our self-collected datasets. However, given the vast volume of our datasets, we encourage the community to conduct more detailed inspections when using them to ensure compliance with their respective legal requirements.

If users have further questions or suggestions, they can start a discussion on our Hugging Face page <sup>12</sup>. This will allow us to delve deeper into the issues and enhance the dataset content accordingly.

## 4. Analysis of PIN

In this section, we perform a preliminary analysis of our open-source PIN-14M dataset.

### 4.1. General statistics

As shown in Figure 8, the number of documents, overall images, and content images per subset is provided, alongside each subset’s contribution to the total. The discrepancy between document and overall image counts stems from two factors. Firstly, in the PIN-PMC dataset, the absence of pagination results in multiple overall images corresponding to a single document. Secondly, some subsets, post-pagination, convert markdown files into overall images; this process can introduce errors, such as failed image generation, leading to a higher document count compared to overall images,

<sup>11</sup><https://www.apache.org/licenses/LICENSE-2.0>

<sup>12</sup><https://huggingface.co/datasets/m-a-p/PIN-14M/discussions>

notably in subsets like OBELICS and mmc4-core-ff. Moreover, we observe that on average, OBELICS features approximately 1.01 images per overall image, while mmc4-ff-core averages about 1.71 images per overall image. The denser text in OBELICS likely results in fewer images occupying the same space compared to mmc4-ff-core, which may have less text and consequently lower knowledge density. A more comprehensive analysis will be provided in the subsequent version.

## 4.2. Topic Modeling

As shown in Table 1, we conduct experiments using Latent Dirichlet Allocation (LDA) [19] by sampling 100,000 documents to illustrate the thematic distribution within our dataset, alongside estimated proportions and commonly associated terms. In detail, we list 20 topics in LDA results, facilitating both a high-level and granular analysis of the content. Prominent themes such as “Technology and Quality”, “Digital Technology”, and “Design and Aesthetics” dominate the data. Moreover, our dataset encompasses a diverse array of topics, including “Music and Celebrations”, and “Cooking and Recipes”.

Topic Name	Ratio	Keywords
Technology and Quality	12.54	new, system, use, used, quality, power, design, high, time, range
Digital Technology	8.60	new, use, data, time, game, using, like, click, app, need
Urban Life	8.87	new, first, year, two, city, home, time, team, company, years
Design and Aesthetics	8.06	design, made, make, new, black, look, like, white, room, use
Politics and Society	7.26	said, people, new, government, state, us, time, two, year, could
Entertainment and Media	6.92	time, like, film, new, first, love, book, life, two, show
General Interaction	5.75	like, time, get, people, really, even, could, new, know, see
Health and Research	5.28	water, may, many, new, research, time, health, well, used, people
Cooking and Recipes	4.34	make, add, like, time, recipe, made, use, food, minutes, water
Online Activities	3.15	get, new, free, online, like, use, make, time, game, best
Travel and Hospitality	3.10	park, time, new, like, hotel, get, first, take, great, said
Historical Events	2.27	new, general, people, war, two, time, years, first, state, said
Daily Activities	1.95	time, get, like, food, good, great, make, first, day, go
Personal Care	1.45	skin, like, wine, time, new, love, day, first, make, get
Art and Museums	1.50	art, work, hair, museum, first, like, time, two, new, painting
Cleaning and Services	0.88	cleaning, car, get, services, time, new, us, said, carpet, need
Narratives and Dialogue	0.84	said, man, could, time, upon, little, like, see, two, well
General Opinions	0.55	may, time, like, little, many, great, see, two, first, well
Music and Celebrations	0.55	music, wedding, like, said, get, time, good, make, know, bass
Unclassified	0.10	said, time, see, like, could, make, get, little, us, well

Table 1 | LDA results with 20 topics with their proportion (%), trained on 100,000 random sampled documents. Each topic is characterized by concepts derived from its associated keywords.

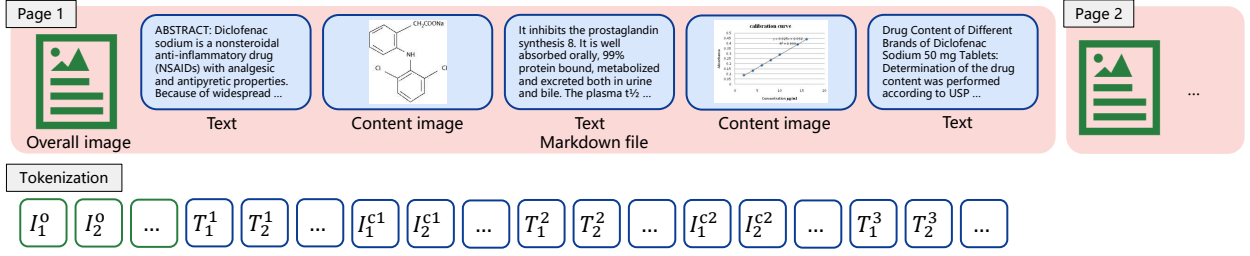


Figure 9 | Samples from our PIN-14M dataset. Moreover, the raw data might be transformed to tokens after tokenization.

## 5. Training Strategies

In this section, we discuss potential training strategies, detailing how to adapt current methods and explore several new possible strategies. Our dataset consists of multimodal documents that can be represented either as single or multiple entries. For multiple entries, integration is achieved through `doc_id` and `page_id` fields, ensuring no loss of overall document information. As shown in Figure 9, we can extract markdown files ( $S_{oi}$ ) and overall images ( $S_{md}$ ) from these entries. After tokenization, they can be represented as:

$$S_{oi} = \{I_i^o\}_{i=1}^{|S_{oi}|} \quad (2)$$

$$S_{md} = \{T_i^1\}_{i=1}^{|T^1|} \{I_i^{c1}\}_{i=1}^{|I^{c1}|} \{T_i^2\}_{i=1}^{|T^2|} \{I_i^{c2}\}_{i=1}^{|I^{c2}|} \{T_i^3\}_{i=1}^{|T^3|} \dots \quad (3)$$

To explain training strategies effectively, we employ the widely-used tokenization method. However, this is not necessarily the best approach for pre-processing. Alternatively, direct processing of image pixels could be considered, which would eliminate the need for image tokens.

### 5.1. Based on Image-text Pairs

**Contrastive Learning (CL).** The core concept is optimizing the model, allowing it to understand and align different modalities [13, 20]. Specifically, corresponding image-text pairs are drawn closer in a shared embedding space, whereas non-corresponding pairs are pushed further apart. For instance, CLIP employs a contrastive loss function that integrates information from both image-to-text ( $i2t$ ) and text-to-image ( $t2i$ ) pairs. The specific loss function can be represented as follows:

$$\mathcal{L}_{i2t} = -\frac{1}{N} \sum_{i=1}^N \log \frac{\exp(x_i^T y_i / \sigma)}{\sum_{j=1}^N \exp(x_i^T y_j / \sigma)}, \quad (4)$$

$$\mathcal{L}_{t2i} = -\frac{1}{N} \sum_{i=1}^N \log \frac{\exp(y_i^T x_i / \sigma)}{\sum_{j=1}^N \exp(y_i^T x_j / \sigma)}, \quad (5)$$

where  $N$  is the number of image-text pairs,  $x_i$  and  $x_j$  are the feature vectors of the  $i$ -th and  $j$ -th images, respectively,  $y_i$  and  $y_j$  are the feature vectors of the corresponding texts. Moreover,  $\sigma$  is the temperature parameter. The  $\exp$  denotes the exponential function, and  $\log$  denotes the logarithm function. These loss functions aim to maximize the similarity between matching image-text pairs ( $x_i, y_i$ ) while minimizing the similarity between non-matching pairs ( $x_i, y_j$ ) and ( $y_i, x_j$ ). Furthermore, the overall loss is:

$$\mathcal{L}_{CL} = \mathcal{L}_{i2t} + \mathcal{L}_{t2i} \quad (6)$$

In the PIN format, we can replace the  $y$  vector with the overall multimodal vector from  $S_{md}$ , and the  $x$  is the overall feature of  $S_{oi}$ . This enables the model to learn deeper multimodal connections by considering the relationships between overall image vectors and mixed image-text vectors. Moreover, when obtaining the overall vector  $S_{md}$  is challenging, we can consider two sets of contrastive learning: (overall image, markup-based text) and (overall image, content images).

**Image-Text Matching (ITM).** Similar to CL, ITM leverages the inherent alignment of multimodal data for pre-training [21]. The key difference is that ITM employs cross-entropy loss to determine whether a given image and text pair are aligned.

In the PIN format, we can use a pair of  $S_{md}$  and  $S_{oi}$ . Since images usually occupy a large number of tokens, we can remove the image component of  $S_{md}$  to increase the difficulty of ITM task.

**Masked Language Modeling (MLM) and Masked Vision Modeling (MVM).** Both tasks involve masking some tokens and using the remaining information to reconstruct the masked portions [15, 22]. For MLM, different segments or continuous sections of  $S_{md}$  can be masked. For MVM, in  $S_{oi}$ , we can randomly mask various patches, regions, or detected objects. To prevent information leakage, it is essential to either synchronize or remove the image components from  $S_{md}$ .

## 5.2. Based on Interleaved Documents

Flamingo models the likelihood of text conditioned on interleaved sequences of text tokens and visual inputs (images/videos) [1]. It employs a cross-modal generation objective, which is to train the model to predict the next text token given the preceding tokens and visual context. The training objective can be expressed as:

$$\mathcal{L}_{\text{cross-modal}} = - \sum_{t=1}^T \log P(w_t | w_{<t}, V), \quad (7)$$

where  $w_t$  represents the  $t$ -th token in the text sequence, and  $w_{<t}$  represents all preceding tokens in the text sequence.  $V$  represents the visual inputs (features extracted from images or videos). In the PIN format, We can just train the models directly utilizing the interleaved part ( $S_{md}$ ).

## 5.3. Potential Strategies

Since our format includes rich information, we might consider using only a portion of it for pre-training. For example, we could pre-train a robust model that understands text-rich images by focusing solely on the overall image section. Additionally, we could utilize the interleaved markdown file section ( $S_{md}$ ) for the subsequent pre-training tasks such as modal prediction and multimodal next token prediction.

**Modal Prediction.** It involves determining whether the next segment in an interleaved sequence of text and images should be text or image, based on the preceding content. This task leverages the known context to make accurate predictions. A practical application involves using multimodal dialogue data, which inherently includes both text and images. The pre-training task focuses on predicting the content and format of subsequent dialogues.

**Multimodal Next Token Prediction (MNTP).** The objective is to treat all modal data, including images and text, as tokens, such as  $S_{md}$ . This approach allows the next predicted token to be either text or image, enhancing the diversity of predictions.

**Pagination Prediction (PP).** We can use the `doc_id` and `page_id` to determine the position of each page within the overall document. This allows us to assign special tokens to data subsets during



pagination, thereby combining multiple pieces of data. For instance, a multimodal document ( $S_{content}$ ) with two pages can be represented as follows:

$$S_{content} = [\text{BOD}] [\text{BOP}] S_{md}^{page1} [\text{EOP}] [\text{BOP}] S_{md}^{page2} [\text{EOP}] [\text{EOD}], \quad (8)$$

where [BOD] and [EOD] indicate the beginning and end of the document, respectively. Similarly, [BOP] and [EOP] denote the beginning and end of each page. The PP task requires the model to predict the positions of these special tokens in conjunction with the overall images.

**Multimodal Document Rendering (MDR).** This task is similar to the Text-to-Image Generation (TIG) tasks commonly used in models like stable diffusion [23]. In detail, the model predicts  $S_{oi}$  by learning information from  $S_{md}$ . However, our situation is more challenging. The model not only needs to understand the text content but also to arrange the images and text appropriately. Additionally, it must render specific expressions of knowledge attributes, such as bold text. We can further increase the difficulty of this task by removing all image tokens from  $S_{md}$ . This forces the model to generate suitable content images and place them in the appropriate position within the overall images.

**Knowledge Extraction (KE).** This task is analogous to Image-to-Text Generation (ITG) [15] and Optical Character Recognition (OCR) tasks. ITG requires models to observe natural images and generate descriptive texts, while OCR focuses on extracting text from images along with their positional information. In our task, the input images are text-rich article images ( $S_{oi}$ ), and the output is the extraction of knowledge information ( $S_{md}$ ) from these images. This approach ensures more natural training with reduced complexity and noise. Additionally, models trained using this method can seamlessly convert extensive collections of documents into interleaved multimodal formats. This facilitates the creation of self-iterative processes, allowing the model to generate data and continue learning autonomously.

## 6. Discussion

We propose a unified data format that seamlessly integrates various tasks and training processes. Our data processing workflow accounts for different modalities and can easily incorporate high-quality unimodal data. The uniformity of our data format facilitates easier analysis of scaling laws for researchers. During the supervised training phase that follows pre-training, our interleaved text and image arrangement allows for the straightforward inclusion of instructions and auxiliary information. This design ensures consistency between upstream and downstream tasks and enables our model to handle zero-shot tasks immediately after pre-training.

In this technical report, our data pipelines cover a diverse array of scenarios, catering to complex scientific articles, multimodal PDF files, common web pages, and even text-only contexts. By making the processing approaches available to the public, we hope to enable the multimodal community to quickly understand and utilize the dataset while ensuring data transparency.

Furthermore, we will open source the code for compiling the overall image. This allows users to easily enhance the data to meet their needs. For example, they can adjust font size, format, line spacing, and styles.

We will now present some potential questions:

### Why do we not opt for OCR formats?

Our objective is for the model to focus solely on the knowledge itself, such as the meaning represented by images and the capacity for deep reasoning based on textual knowledge attributes. We prefer to avoid burdening the model with the complex positional information required by OCR, such as

understanding combinations of character boundaries within an image. For instance, in an image containing the text “APPLE”, the model should only need to comprehend that there is a word “APPLE” and not expend parameters and reasoning abilities on recognizing “A”, “AP”, “APP”, “APPL”, or “APPLE”, and dealing with the positions and boundaries these combinations represent. Such a format allows the model to concentrate solely on knowledge, understanding, and reasoning.

### **Do PIN format markdown files have a uniform style?**

Given the popularity of GitHub Flavored Markdown (GFM), which is widely supported by browsers and applications, we choose GFM as our primary style. Specifically, we use the GFM light style for generating overall images. However, for documents containing a significant amount of formulas, such as those in PIN-arXiv, we opt for the Mathpix markdown format, due to its robust support for academic notations.

### **How to handle tables?**

In addressing table data, we apply specific treatments based on their complexity and style. For tables with complex and specialized designs, we opt for HTML representation due to its rich expressive capabilities and broad application support for rendering. Notably, styles akin to LaTeX tables found in Mathpix markdown within academic papers are transformed into HTML. Simple table formats, such as those in GFM, are maintained in their original form. Tables presented as images are preserved in their original format, enabling the model to discern the relationships between tabular data and textual content. These varied approaches enhance the diversity of our dataset.

### **What is the next plan?**

The forthcoming phase involves open-sourcing a larger scale dataset within the next few months. Recognizing the limitations of our current technical report, we are committed to delivering a more comprehensive elaboration in its subsequent edition.

## **7. Conclusion**

In this paper, we introduce a new multimodal data format, the Paired and INterleaved Multimodal Document (PIN). We thoroughly outline our design philosophy and step-by-step develop the PIN format based on these principles. Additionally, we describe our data processing workflow, which encompasses four different data types in the fields of NLP and multimodal. We have also made the PIN-14M dataset available, which includes 8 subsets and their processing code (coming soon). Although we do not present corresponding experiments, we detail potential training strategies enabled by our new data structure. Finally, we address frequently asked questions and considerations. We plan to release an updated version of the technical report and a larger dataset soon.

## **References**

- [1] Jean-Baptiste Alayrac, Jeff Donahue, Pauline Luc, Antoine Miech, Iain Barr, Yana Hasson, Karel Lenc, Arthur Mensch, Katherine Millican, Malcolm Reynolds, Roman Ring, Eliza Rutherford, Serkan Cabi, Tengda Han, Zhitao Gong, Sina Samangooei, Marianne Monteiro, Jacob L. Menick, Sebastian Borgeaud, Andy Brock, Aida Nematzadeh, Sahand Sharifzadeh, Mikolaj Binkowski, Ricardo Barreira, Oriol Vinyals, Andrew Zisserman, and Karén Simonyan. Flamingo: a visual language model for few-shot learning. In Sanmi Koyejo, S. Mohamed, A. Agarwal, Danielle Belgrave, K. Cho, and A. Oh, editors, *Advances in Neural Information Processing Systems 35: Annual Conference on Neural Information Processing Systems 2022, NeurIPS 2022, New Orleans, LA, USA, Novem-*

- ber 28 - December 9, 2022, 2022. URL [http://papers.nips.cc/paper\\_files/paper/2022/hash/960a172bc7fbf0177ccccbb411a7d800-Abstract-Conference.html](http://papers.nips.cc/paper_files/paper/2022/hash/960a172bc7fbf0177ccccbb411a7d800-Abstract-Conference.html).
- [2] Alex Young, Bei Chen, Chao Li, Chengen Huang, Ge Zhang, Guanwei Zhang, Heng Li, Jiangcheng Zhu, Jianqun Chen, Jing Chang, Kaidong Yu, Peng Liu, Qiang Liu, Shawn Yue, Senbin Yang, Shiming Yang, Tao Yu, Wen Xie, Wenhao Huang, Xiaohui Hu, Xiaoyi Ren, Xinyao Niu, Pengcheng Nie, Yuchi Xu, Yudong Liu, Yue Wang, Yuxuan Cai, Zhenyu Gu, Zhiyuan Liu, and Zonghong Dai. Yi: Open foundation models by 01.ai. *CoRR*, abs/2403.04652, 2024. doi: 10.48550/ARXIV.2403.04652. URL <https://doi.org/10.48550/arXiv.2403.04652>.
- [3] Xiang Yue, Yuansheng Ni, Kai Zhang, Tianyu Zheng, Ruoqi Liu, Ge Zhang, Samuel Stevens, Dongfu Jiang, Weiming Ren, Yuxuan Sun, Cong Wei, Botao Yu, Ruibin Yuan, Renliang Sun, Ming Yin, Boyuan Zheng, Zhenzhu Yang, Yibo Liu, Wenhao Huang, Huan Sun, Yu Su, and Wenhao Chen. MMMU: A massive multi-discipline multimodal understanding and reasoning benchmark for expert AGI. *CoRR*, abs/2311.16502, 2023. doi: 10.48550/ARXIV.2311.16502. URL <https://doi.org/10.48550/arXiv.2311.16502>.
- [4] Ge Zhang, Xinrun Du, Bei Chen, Yiming Liang, Tongxu Luo, Tianyu Zheng, Kang Zhu, Yuyang Cheng, Chunpu Xu, Shuyue Guo, Haoran Zhang, Xingwei Qu, Junjie Wang, Ruibin Yuan, Yizhi Li, Zekun Wang, Yudong Liu, Yu-Hsuan Tsai, Fengji Zhang, Chenghua Lin, Wenhao Huang, Wenhao Chen, and Jie Fu. CMMM: A chinese massive multi-discipline multimodal understanding benchmark. *CoRR*, abs/2401.11944, 2024. doi: 10.48550/ARXIV.2401.11944. URL <https://doi.org/10.48550/arXiv.2401.11944>.
- [5] GitHub - kakaobrain/coyo-dataset: COYO-700M: Large-scale Image-Text Pair Dataset — github.com. <https://github.com/kakaobrain/coyo-dataset>. [Accessed 05-05-2024].
- [6] Christoph Schuhmann, Romain Beaumont, Richard Vencu, Cade Gordon, Ross Wightman, Mehdi Cherti, Theo Coombes, Aarush Katta, Clayton Mullis, Mitchell Wortsman, Patrick Schramowski, Srivatsa Kundurthy, Katherine Crowson, Ludwig Schmidt, Robert Kaczmarczyk, and Jenia Jitsev. LAION-5B: an open large-scale dataset for training next generation image-text models. In Sanmi Koyejo, S. Mohamed, A. Agarwal, Danielle Belgrave, K. Cho, and A. Oh, editors, *Advances in Neural Information Processing Systems 35: Annual Conference on Neural Information Processing Systems 2022, NeurIPS 2022, New Orleans, LA, USA, November 28 - December 9, 2022, 2022*. URL [http://papers.nips.cc/paper\\_files/paper/2022/hash/a1859debfb3b59d094f3504d5ebb6c25-Abstract-Datasets\\_and\\_Benchmarks.html](http://papers.nips.cc/paper_files/paper/2022/hash/a1859debfb3b59d094f3504d5ebb6c25-Abstract-Datasets_and_Benchmarks.html).
- [7] Lukas Blecher, Guillem Cucurull, Thomas Scialom, and Robert Stojnic. Nougat: Neural optical understanding for academic documents. *CoRR*, abs/2308.13418, 2023.
- [8] Tengchao Lv, Yupan Huang, Jingye Chen, Lei Cui, Shuming Ma, Yaoyao Chang, Shaohan Huang, Wenhui Wang, Li Dong, Weiyao Luo, Shaoxiang Wu, Guoxin Wang, Cha Zhang, and Furu Wei. Kosmos-2.5: A multimodal literate model. *CoRR*, abs/2309.11419, 2023.
- [9] Wanrong Zhu, Jack Hessel, Anas Awadalla, Samir Yitzhak Gadre, Jesse Dodge, Alex Fang, Youngjae Yu, Ludwig Schmidt, William Yang Wang, and Yejin Choi. Multimodal C4: an open, billion-scale corpus of images interleaved with text. In Alice Oh, Tristan Naumann, Amir Globerson, Kate Saenko, Moritz Hardt, and Sergey Levine, editors, *Advances in Neural Information Processing Systems 36: Annual Conference on Neural Information Processing Systems 2023, NeurIPS 2023, New Orleans, LA, USA, December 10 - 16, 2023, 2023*. URL [http://papers.nips.cc/paper\\_files/paper/2023/hash/1c6bed78d3813886d3d72595dbecb80b-Abstract-Datasets\\_and\\_Benchmarks.html](http://papers.nips.cc/paper_files/paper/2023/hash/1c6bed78d3813886d3d72595dbecb80b-Abstract-Datasets_and_Benchmarks.html).

- [10] Hugo Laurençon, Lucile Saulnier, Léo Tronchon, Stas Bekman, Amanpreet Singh, Anton Lozhkov, Thomas Wang, Siddharth Karamcheti, Alexander M. Rush, Douwe Kiela, Matthieu Cord, and Victor Sanh. OBELICS: an open web-scale filtered dataset of interleaved image-text documents. In Alice Oh, Tristan Naumann, Amir Globerson, Kate Saenko, Moritz Hardt, and Sergey Levine, editors, *Advances in Neural Information Processing Systems 36: Annual Conference on Neural Information Processing Systems 2023, NeurIPS 2023, New Orleans, LA, USA, December 10 - 16, 2023*, 2023. URL [http://papers.nips.cc/paper\\_files/paper/2023/hash/e2cfb719f58585f779d0a4f9f07bd618-Abstract-Datasets\\_and\\_Benchmarks.html](http://papers.nips.cc/paper_files/paper/2023/hash/e2cfb719f58585f779d0a4f9f07bd618-Abstract-Datasets_and_Benchmarks.html).
- [11] Soravit Changpinyo, Piyush Sharma, Nan Ding, and Radu Soricut. Conceptual 12m: Pushing web-scale image-text pre-training to recognize long-tail visual concepts. In *CVPR*, pages 3558–3568. Computer Vision Foundation / IEEE, 2021.
- [12] Yatai Ji, Junjie Wang, Yuan Gong, Lin Zhang, Yanru Zhu, Hongfa Wang, Jiaying Zhang, Tetsuya Sakai, and Yujiu Yang. MAP: multimodal uncertainty-aware vision-language pre-training model. In *CVPR*, pages 23262–23271. IEEE, 2023.
- [13] Alec Radford, Jong Wook Kim, Chris Hallacy, Aditya Ramesh, Gabriel Goh, Sandhini Agarwal, Girish Sastry, Amanda Askell, Pamela Mishkin, Jack Clark, Gretchen Krueger, and Ilya Sutskever. Learning transferable visual models from natural language supervision. In *ICML*, volume 139 of *Proceedings of Machine Learning Research*, pages 8748–8763. PMLR, 2021.
- [14] Gukyeong Kwon, Zhaowei Cai, Avinash Ravichandran, Erhan Bas, Rahul Bhotika, and Stefano Soatto. Masked vision and language modeling for multi-modal representation learning. In *ICLR*. OpenReview.net, 2023.
- [15] Haiyang Xu, Ming Yan, Chenliang Li, Bin Bi, Songfang Huang, Wenming Xiao, and Fei Huang. E2E-VLP: end-to-end vision-language pre-training enhanced by visual learning. In *ACL/IJCNLP (1)*, pages 503–513. Association for Computational Linguistics, 2021.
- [16] Together Computer. Redpajama: an open dataset for training large language models. <https://github.com/togethercomputer/RedPajama-Data>, October 2023.
- [17] Birgit Pfitzmann, Christoph Auer, Michele Dolfi, Ahmed S. Nassar, and Peter W. J. Staar. Do-claynet: A large human-annotated dataset for document-layout analysis. *CoRR*, abs/2206.01062, 2022.
- [18] Jack W. Rae, Anna Potapenko, Siddhant M. Jayakumar, Chloe Hillier, and Timothy P. Lillicrap. Compressive transformers for long-range sequence modelling. In *ICLR*. OpenReview.net, 2020.
- [19] David M. Blei, Andrew Y. Ng, and Michael I. Jordan. Latent dirichlet allocation. *J. Mach. Learn. Res.*, 3:993–1022, 2003.
- [20] Chao Jia, Yinfei Yang, Ye Xia, Yi-Ting Chen, Zarana Parekh, Hieu Pham, Quoc V. Le, Yun-Hsuan Sung, Zhen Li, and Tom Duerig. Scaling up visual and vision-language representation learning with noisy text supervision. In *ICML*, volume 139 of *Proceedings of Machine Learning Research*, pages 4904–4916. PMLR, 2021.
- [21] Junyang Lin, An Yang, Yichang Zhang, Jie Liu, Jingren Zhou, and Hongxia Yang. Interbert: Vision-and-language interaction for multi-modal pretraining. *CoRR*, abs/2003.13198, 2020.
- [22] Hao Tan and Mohit Bansal. LXMERT: learning cross-modality encoder representations from transformers. In *EMNLP/IJCNLP (1)*, pages 5099–5110. Association for Computational Linguistics, 2019.
- [23] Robin Rombach, Andreas Blattmann, Dominik Lorenz, Patrick Esser, and Björn Ommer. High-

resolution image synthesis with latent diffusion models. In *CVPR*, pages 10674–10685. IEEE, 2022.