

LayerMatch: Do Pseudo-labels Benefit All Layers?

Chaoqi Liang^{1,2}, Guanglei Yang¹, Lifeng Qiao^{2,3}, Zitong Huang¹,
Hongliang Yan², Yunchao Wei⁴, Wangmeng Zuo¹

¹Harbin Institute of Technology, ²Shanghai AI Laboratory, ³Shanghai Jiao Tong University,

⁴Beijing Jiaotong University
lcqfacai@outlook.com

Abstract

Deep neural networks have achieved remarkable performance across various tasks when supplied with large-scale labeled data. However, the collection of labeled data can be time-consuming and labor-intensive. Semi-supervised learning (SSL), particularly through pseudo-labeling algorithms that iteratively assign pseudo-labels for self-training, offers a promising solution to mitigate the dependency of labeled data. Previous research generally applies a uniform pseudo-labeling strategy across all model layers, assuming that pseudo-labels exert uniform influence throughout. Contrasting this, our theoretical analysis and empirical experiment demonstrate feature extraction layer and linear classification layer have distinct learning behaviors in response to pseudo-labels. Based on these insights, we develop two layer-specific pseudo-label strategies, termed Grad-ReLU and Avg-Clustering. Grad-ReLU mitigates the impact of noisy pseudo-labels by removing the gradient detrimental effects of pseudo-labels in the linear classification layer. Avg-Clustering accelerates the convergence of feature extraction layer towards stable clustering centers by integrating consistent outputs. Our approach, LayerMatch, which integrates these two strategies, can avoid the severe interference of noisy pseudo-labels in the linear classification layer while accelerating the clustering capability of the feature extraction layer. Through extensive experimentation, our approach consistently demonstrates exceptional performance on standard semi-supervised learning benchmarks, achieving a significant improvement of 10.38% over baseline method and a 2.44% increase compared to state-of-the-art methods.

1 Introduction

Deep learning has demonstrated remarkable performance across various domains, benefiting from extensive labeled datasets [37, 86, 26]. However, acquiring such comprehensive labeled datasets poses substantial challenges due to the high costs and labor-intensive processes. In this context, semi-supervised learning (SSL) emerges as a pivotal approach, enabling models to extract valuable information from a wealth of unlabeled data, thereby reducing the dependency on labeled data [91, 103, 80]. Within SSL, two prominent techniques have shown significant effectiveness: pseudo-labeling and consistency regularization. Specifically, pseudo-labeling [55, 93] leverages labeled data to assign pseudo-labels to unlabeled data. This approach allows the model to learn from a larger dataset without requiring extensive labeling efforts. In addition, consistency regularization [2, 76, 53] ensures that the model produces consistent outputs for the same input, even when the input undergoes various data augmentations. Consequently, this approach improves the model’s generalization ability.

Recently, integrating pseudo-labeling with consistency regularization has emerged as a predominant approach. A prime example is FixMatch [80], which uses weak and strong data augmentation to combine pseudo-labeling and consistency regularization. In FixMatch, pseudo-labels are generated by selecting predictions from weakly augmented inputs that exceed a confidence threshold (i.e.,

$\tau = 0.95$). It then calculates the cross-entropy loss between the strongly data augmentation of these inputs and their corresponding pseudo-labels as the consistency regularization. Despite the inherent inaccuracies in pseudo-labels, FixMatch lets the deep models learn effectively and improve performance. Figure 1 illustrates the training process in a classic semi-supervised learning (SSL) setup. FixMatch (yellow curve) significantly outperforms the only supervised learning method using labeled data (red dashed line), highlighting the effectiveness of pseudo-labeling combined with consistency regularization in leveraging unlabeled data to enhance model performance.

Despite the strengths of FixMatch, an anomalous behavior is observed in its training curve. As illustrated in Figure 1, FixMatch does not gradually converge to the accuracy upper limit (yellow dashed line); instead, it exhibits unstable oscillations and sudden performance drops. This phenomenon suggests potential instability and a performance ceiling inherent in the model’s structure. Through meticulous research, we identified a pivotal, yet implicit, assumption underlying previous works [80, 101, 89, 13] that all layers of a deep learning model would uniformly benefit from pseudo-labels. Our comprehensive investigations, including both formal methods and empirical experiments, challenge this assumption by revealing that *NOT* all layers benefit from the pseudo-labels. As shown in Figure 1, just zeroing pseudo-labels’ gradients in classification layer markedly enhances model performance. This discovery on experiment opposes the prevailing notion and underscores the necessity of adopting layer-specific approaches when applying pseudo-labels within SSL frameworks.

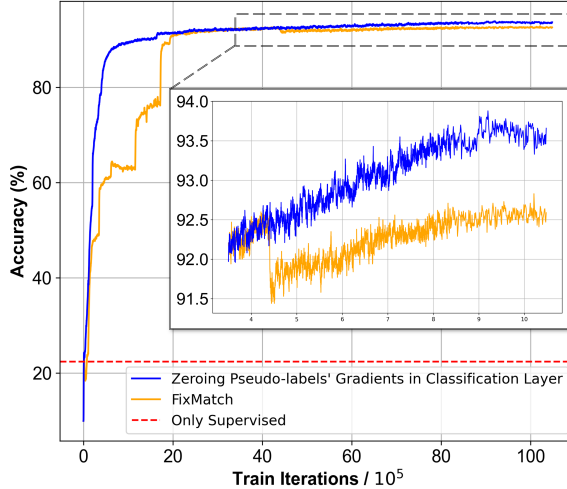


Figure 1: The training curves on CIFAR-10 with a classic semi-supervised learning (SSL) setup. In this setup, CIFAR-10 dataset includes 50,000 training samples, with only 40 labeled and 49,960 unlabeled samples. Models are evaluated on a 10,000 samples test set.

This study leverages consistency regularization loss function to conduct a formal analysis, separating the linear classification layer from the feature extraction layer. We identified a significant discrepancy between these two layers in their pseudo-label learning behaviors. Our findings delineate two key patterns: (1) The feature extraction layer enhances data clustering by optimizing the consistency regularization loss. This process causes well-optimized data to cluster tightly, forming high-density regions, while poorly optimized data remains scattered, creating low-density regions that contain many incorrect pseudo-labels. (2) Because the consistency regularization loss in low-density regions is difficult for the feature extraction layer to optimize, the linear classification layer must compensate by optimizing the loss for this data. So, the abundance of incorrect pseudo-labels in these low-density regions significantly impacts the linear classification layer, thereby undermining performance.

To accommodate the different learning patterns between layers, we propose LayerMatch. LayerMatch employs a layered pseudo-label strategy using Grad-ReLU and Avg-Clustering. Grad-ReLU zeros pseudo-label gradients in the linear classification layer while retaining them in the feature extraction layer. This reduces the impact of pseudo-label inaccuracies on the linear classification layer and maintains the learning integrity of the feature extraction layer. Avg-Clustering uses an exponential moving average strategy to stabilize the clustering centers of the feature extraction layer. This promotes high-density clustering, accelerates convergence, and reduces the impact of pseudo-label errors in low-density regions.

The contributions of this work are summarized as follows: (1) We identify the discrepancy learning behaviors of pseudo-labels between the feature extraction layer and the linear classification layer in SSL. Pseudo-labels are beneficial for the feature extraction layer but detrimental to the linear classification layer. (2) We propose LayerMatch, a novel strategy for layer-specific application of pseudo-labels that maintains the benefits of pseudo-labels for the feature extraction layer while mitigating their detrimental effects on the linear classification layer. (3) We conduct extensive experiments and validate that LayerMatch achieves an average boost of 2.44% against state-of-the-art methods on standard datasets and 10.38% against FixMatch.

2 Related Work

2.1 Semi-supervised Learning Methods

Semi-supervised learning is a widely researched field. Through numerous review papers [85, 104, 71, 98, 35, 39], it is evident that the research paradigms and methodological approaches are extremely diverse. For instance, “transductive” models [29, 44, 45, 30, 59], graph-based methods [102, 4, 60, 87, 82], generative modeling [3, 54, 38, 20, 32, 47, 74, 70, 77, 56, 65, 87, 100] have been explored. This paper focuses on discussing the latest methods and the most widely used approaches. **Pseudo-Labeling** [55] generates artificial labels for unlabeled data and trains the model in a self-training manner. However, pseudo-labels often contain numerous errors, which can easily accumulate during the training process. A series of works have proposed filtering which pseudo-labels to use for self-training. FixMatch [80] adopts a fixed threshold to filter pseudo-labels. FlexMatch [101], Freematch [89], and InstantT [57] each employ a mechanism to set a dynamic threshold at different granular levels from dataset to example. Multi-Head Co-Training [14] proposes integrating multiple heads to generate higher-quality pseudo-labels. Some works [75, 13] assign different weights to pseudo-labels based on confidence. **Consistency regularization** [2, 76, 53] is to make the model produce similar predictions for different perturbations of the same data. Many works [80, 101, 89, 13, 6, 5] focus on consistency regularization for pseudo-labels. Subsequent improvements include adding adversarial learning to consistency regularization in Debiased [12], adding perturbations to the network for consistency regularization in FlatMatch [40], and incorporating posterior information into consistency regularization in InfoMatch [36]. ReFixMatch [68] utilizes low-confidence predictions for consistency regularization.

2.2 Data Selection

Not all data is beneficial to the model. Data selection is to evaluate and choose data that is beneficial to the model for training. In the domain of data selection, three primary methodologies stand out: *retraining-based*, *gradient-based*, and *data-centric learning*. Retraining-based methods like the leave-one-out approach and Shapley values [22, 31, 43, 52] are impractical for deep learning due to their high computational demands. Gradient-based methods [48, 1, 99, 15, 79, 28, 51, 73, 11, 49, 33, 78] offer a more feasible alternative by approximating influence using derivatives, though they often assume model convexity. Data-centric learning involves strategies like datamodels, data efficiency, data pruning, model pruning, antidote data augmentation, feature selection, and active learning [41, 42, 72, 46, 83, 97, 63, 18, 58, 34, 9, 21, 61, 69, 90, 81, 64, 16, 24], which aim to optimize training data usage, enhance model robustness, or accelerate training processes. Anshuman et al. [17] proposes data selection methods for Vision Transformers (ViT) [27] through influence functions.

3 Preliminaries

We formulate the framework of semi-supervised learning (SSL) for a C -class classification problem. During the training stage, labeled and unlabeled data batches are randomly sampled from their respective datasets. The labeled data batch is denoted as $\mathcal{D}_L := \{\mathbf{x}_i^l, \mathbf{y}_i^l\}_{i=1}^{\mathcal{B}_L}$, and the unlabeled data batch is denoted as $\mathcal{D}_U := \{\mathbf{x}_i^u\}_{i=1}^{\mathcal{B}_U}$. Meanwhile, \mathcal{B}_L and \mathcal{B}_U represent the batch sizes of the labeled and unlabeled data, respectively. To effectively train the model, SSL methods generally employ the supervised loss function for labeled data as follows:

$$\mathcal{L}_s = \frac{1}{\mathcal{B}_L} \sum_{i=1}^{\mathcal{B}_L} \mathcal{H}\left(\mathbf{y}_i^l, \mathcal{P}_{\Theta_t, \beta_t}\left(\mathbf{y} \mid \omega(\mathbf{x}_i^l)\right)\right), \quad (1)$$

where $\mathcal{H}(\cdot, \cdot)$ refers to cross-entropy loss, $\omega(\cdot)$ donates the stochastic (weak) data augmentation function (i.e., random crop and flip), and t means during t -th iteration. $\mathcal{P}_{\Theta_t, \beta_t}(\mathbf{y}|\mathbf{x}) \in \mathbb{R}^C$ donates the model’s prediction. Θ_t and β_t are the parameters of the feature extraction layer and the linear classification layer.

For unlabeled data, a confidence threshold τ is chosen to select and combine unlabeled data into pseudo-labels, denoted as $\mathcal{D}_\tau := \{(\mathbf{x}_i^u, \mathbf{y}_i^u) \mid \mathcal{P}_{\Theta_t, \beta_t}(\mathbf{y}_i^u = \hat{\mathbf{p}}_i \mid \omega(\mathbf{x}_i^u)) \geq \tau\}$, where $\hat{\mathbf{p}}_i$ is the one-hot label of $\arg\max(\mathcal{P}_{\Theta_t, \beta_t}(\mathbf{y}|\omega(\mathbf{x}_i^u)))$. The unsupervised loss function for unlabeled data is

calculated using cross-entropy with pseudo-labels:

$$\mathcal{L}_u = \frac{1}{|\mathcal{D}_\tau|} \sum_{i=1}^{|\mathcal{D}_\tau|} \mathcal{H} \left(\mathbf{y}_i^u, \mathcal{P}_{\Theta_t, \beta_t} \left(y \mid \Omega(\mathbf{x}_i^u) \right) \right), \quad (2)$$

where $\Omega(\cdot)$ means the strong data augmentation function (i.e., RandAugment [23]) and $|\mathcal{D}_\tau|$ represents the number of pseudo-labels.

4 Method

4.1 Motivation

This subsection outlines the steps to derive Theorem 4.2. By analyzing the conclusions of Theorem 4.2, we gain insights into designing hierarchical pseudo-labeling strategies to improve SSL algorithms.

For clarity in discussion, this paper uses the One-Vs-Rest (OVR) strategy [8, 67] to transform the \mathcal{C} -category classification problem into a binary classification problem. Without loss of generality, \mathcal{C} is set to 2 for the following discussion in this subsection.

In the case of binary classification, the softmax classifier reduces to the sigmoid classifier. Instead of calculating probabilities for multiple classes, the model calculates the probability of a single class. $\mathcal{D} = \{\mathbf{x} \mid \mathbf{x} \in \mathbb{R}^n\}$ represents the bounded and compact input dataset, where each dimension of \mathbf{x} is independent. \mathcal{D}_k represents the set of all \mathbf{x} with label k , where $k \in \{0, 1\}$. Both $\Omega(\mathbf{x})$ and $\omega(\mathbf{x})$ belong to \mathcal{D}_k , if and only if $\mathbf{x} \in \mathcal{D}_k$. The expression for binary logistic regression on the output features of the feature extraction layer is given by:

$$\mathcal{P}_{\Theta_t, \beta_t}(\mathbf{x}) = \frac{1}{1 + e^{\beta_t^T \mathcal{M}_{\Theta_t}(\mathbf{x})}}, \quad (3)$$

where $\beta_t \in \mathbb{R}^n$ denotes the parameters of the linear classification layer, and the function $\mathcal{M}_{\Theta_t}(\cdot) : \mathbb{R}^n \rightarrow \mathbb{R}^n$ denotes the feature extraction layer. The first-order partial derivatives of $\mathcal{M}_{\Theta_t}(\cdot)$ with respect to each component of the vector \mathbf{x} exist.

To simplify the discussion, we need to rewrite the consistency regularization loss in Equation (2) into the following form in the continuous space:

$$\mathcal{L}_u = \frac{1}{|\mathcal{D}_\tau|} \sum_{i=1}^{|\mathcal{D}_\tau|} \|\mathcal{P}_{\Theta_t, \beta_t}(\mathbf{x}_i^u + \Delta \mathbf{x}) - \mathcal{P}_{\Theta_t, \beta_t}(\mathbf{x}_i^u)\|_1, \quad (4)$$

where $\Delta \mathbf{x} = \Omega(\mathbf{x}) - \omega(\mathbf{x})$. Without loss of generality, we assume that $\omega(\mathbf{x}) = \mathbf{x}$. $\|\cdot\|_1$ represents the L_1 norm, which is the sum of the absolute values of the components of a vector.

We assume that a substantial number of unlabeled data points $\{\mathbf{x}_i^u\}_{i=0}^{+\infty}$ and various data perturbations $\{\Delta \mathbf{x}\}$ are sampled in the continuous space of input data. Thus, in the limit, the computed consistency regularization loss can be expressed using the integral form presented in Lemma 4.1. A detailed proof is available in the Appendix A.

Lemma 4.1. Equation (4) leads to a simplified integral expression for consistency regularization loss function:

$$\mathcal{L}_u = \int_{\mathcal{D}} \|\nabla_{\mathbf{x}} \mathcal{P}_{\Theta_t, \beta_t}\|_1 dV, \quad (5)$$

where \mathcal{D} represents the continuous input data space spanned by all unlabeled data under infinite data augmentation, and $\nabla_{\mathbf{x}}$ represents the gradient operator with respect to the input \mathbf{x} .

By leveraging concepts from the PAC (Probably Approximately Correct) learning theoretical framework [10], we use \mathcal{HS} to represent the hypothesis space. \mathcal{HS} is the set of all possible parameter values Θ_t of the feature extraction layer. Minimizing consistency regularization in Equation (5) imposes the following constraints on the feature extraction layer's parameter Θ_t and the linear classification layer's parameters β_t :

$$\arg \min_{\Theta_t \in \mathcal{HS}, \beta_t \in \mathbb{R}^n} \mathcal{L}_u. \quad (6)$$

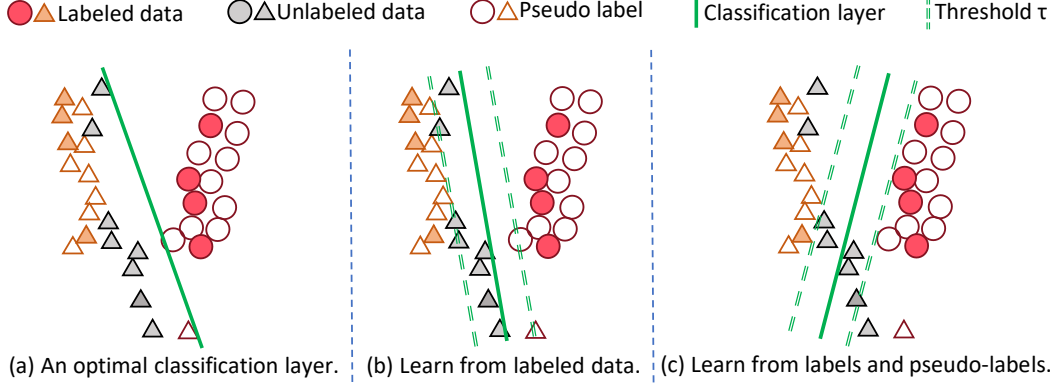


Figure 2: The example figure illustrates the data features \mathcal{M} generated by the feature extraction layer Θ , and explains how noisy pseudo-labels can be harmful for the linear classification layer. The "triangle \triangle " and "circle \circ " represent different classes. (a) The optimal linear classification layer, which is the ideal linear classification layer constructed based on labels of all data; (b) Learning from labeled data only, where the model primarily relies on labeled data to construct the linear classification layer. Selects pseudo-labels based on the threshold τ ; (c) Learning from both labels and pseudo-labels, where the model uses pseudo-labels generated from unlabeled data for training. However, due to the potential noise in pseudo-labels, the linear classification layer shifts and fails to accurately distinguish between different classes.

Minimizing object in Equation (6) ensures that the model's predictions remain consistent under perturbations of the input data, thereby improving the robustness of the learned features. In practice, \mathcal{L}_u is optimized iteratively to a local minimum. In the context of deep learning generalization theory, this local minimum approximates the global optimal minimum [94, 95]. Without loss of generality, we may assume that the global optimal minimum is 0. An iterative approach to minimizing consistency regularization is expressed in Equation (6), formalized as " $\lim_{t \rightarrow +\infty} \mathcal{L}_u = 0$ " where t represents the t -th iteration. We utilize the formal language of the PAC learning framework to describe this optimization process. This approach allows the expression to formally separate the feature extraction layer from the linear classification layer, leading to the following Theorem 4.2. Detailed proof can be found in the Appendix B.

Theorem 4.2. $\lim_{t \rightarrow +\infty} \mathcal{L}_u = 0$ implies finding a sequence of points $\{\Theta_t, \beta_t\}_{t=0}^{+\infty}$. For any $\epsilon > 0$, there exists a sequence $\{\delta_t\}_{t=0}^{+\infty}$, where $\delta_t \in [0, 1]$ and $\lim_{t \rightarrow +\infty} \delta_t = 0$. There exists a $T > 0$ such that if $t > T$, the following holds:

$$P_{\mathbf{x}} \left[\mathcal{P}_{\Theta_t, \beta_t} (1 - \mathcal{P}_{\Theta_t, \beta_t}) \|\beta_t \nabla_{\mathbf{x}} \mathcal{M}_{\Theta_t}\|_1 < \epsilon \right] > 1 - \delta_t, \quad (7)$$

where $P_{\mathbf{x}}[\cdot]$ is the probability measure over the input data space \mathcal{D} .

In the following, we analyze the pseudo-labels' impact on both the feature extraction layer and the linear classification layer, as demonstrated by Theorem 4.2 and illustrated in Figure 2.

First, let δ be sufficiently small so that $\mathcal{P}_{\Theta_t, \beta_t} (1 - \mathcal{P}_{\Theta_t, \beta_t}) \|\beta_t \nabla_{\mathbf{x}} \mathcal{M}_{\Theta_t}\|_1 < \epsilon$ approximately holds over the entire \mathcal{D} . Therefore, all data points satisfy $\mathcal{P}_{\Theta_t, \beta_t} (1 - \mathcal{P}_{\Theta_t, \beta_t}) \|\beta_t \nabla_{\mathbf{x}} \mathcal{M}_{\Theta_t}\|_1 < \epsilon$. The value of $\mathcal{P}_{\Theta_t, \beta_t} (1 - \mathcal{P}_{\Theta_t, \beta_t})$ belongs to $[0, 0.25]$. Data points far away from the linear classification layer can hardly affect the model's optimization, because $\mathcal{P}_{\Theta_t, \beta_t} (1 - \mathcal{P}_{\Theta_t, \beta_t})$ is minute. Only data points near the linear classification layer are considered. For an easy discussion, assume $\mathcal{P}_{\Theta_t, \beta_t} (1 - \mathcal{P}_{\Theta_t, \beta_t})$ is greater than a certain constant, i.e. $\tau(1 - \tau)$. Thus, the topic simplifies to discussing a clear and meaningful item $\|\beta_t \nabla_{\mathbf{x}} \mathcal{M}_{\Theta_t}\|_1 < \epsilon$.

Next, we discuss the case where data points satisfy $\|\beta_t \nabla_{\mathbf{x}} \mathcal{M}_{\Theta_t}\|_1 < \epsilon$. $\nabla_{\mathbf{x}} \mathcal{M}_{\Theta_t}$ represents the impact of minimizing pseudo-label's consistency regularization loss in Equation 5 on the feature extraction layer. The term $\|\nabla_{\mathbf{x}} \mathcal{M}_{\Theta_t}\|_1$ reflects the tightness of data clusters. The larger value of $\|\nabla_{\mathbf{x}} \mathcal{M}_{\Theta_t}\|_1$ in a region, the sparser data cluster in that region. The sparser data cluster means poor data clustering ability of the feature extraction layer. Under the constraint $\|\beta_t \nabla_{\mathbf{x}} \mathcal{M}_{\Theta_t}\|_1 < \epsilon$, $\nabla_{\mathbf{x}} \mathcal{M}_{\Theta_t}$ corresponds to the weight coefficients when β_t is being optimized. Hence, regions with poor clustering (large $\|\nabla_{\mathbf{x}} \mathcal{M}_{\Theta_t}\|_1$) have a significant impact on the linear classification layer β_t .

These poorly clustered categories and regions are more likely to generate incorrect pseudo-labels. Therefore, pseudo-labels overall exhibit a detrimental effect on the linear classification layer.

As shown in Figure 2, the data clustering of "circle \bigcirc " is poor. There is an incorrect pseudo-labels in the regions where "circle \bigcirc " category is most poorly clustered. Comparing Figure 2(b) and Figure 2(c), it can be seen that pseudo-labels cause the linear classification layer β_t to shift and a decrease on classification performance.

To improve the model's performance, it is essential to propose a method to eliminate the detrimental effects of pseudo-labels on the linear classification layer. Meanwhile, the method can still leverage pseudo-labels to promote clustering in the feature extraction layer to obtain tight clusters.

4.2 LayerMatch

To adapt to the specific characteristics of different layers, we propose the LayerMatch method. It includes two layer-wise pseudo-label strategies: "Grad-ReLU" and "Avg-Clustering."

4.2.1 Grad-ReLU

The Grad-ReLU addresses the negative impact of pseudo-labels on the model's classification layer in semi-supervised learning. Its core idea is to nullify the gradient influence of the unsupervised loss on the classification layer. By updating the classification layer parameters solely with the supervised loss, Grad-ReLU avoids the misleading effects of pseudo-labels. Meanwhile, by retaining the influence of the unsupervised loss gradients in the feature extraction layer, Grad-ReLU allows the feature extraction layer to learn the clustering features of the data from pseudo-labels, effectively capturing the data distribution.

At t -th iteration, Grad-ReLU updates the feature extraction layer parameters Θ_t using gradients from both the supervised loss the supervised loss \mathcal{L}_s and the unsupervised loss \mathcal{L}_u . For the classification layer parameters β_t , it updates them using only the supervised loss \mathcal{L}_s , setting the gradients from \mathcal{L}_u to zero. This approach ensures reliable updates for the classification layer while allowing the feature extraction layer to learn from the pseudo-labels. Under the Grad-ReLU strategy, the gradients calculation rule is given by:

$$\nabla_W \text{Grad-ReLU}(\mathcal{L}) = \begin{cases} \mathbf{0}, & \text{if } W \text{ is param. of classification layer AND } \mathcal{L} \neq \mathcal{L}_s, \\ \frac{\partial \mathcal{L}}{\partial W}, & \text{otherwise.} \end{cases}$$

Grad-ReLU effectively separates the learning tasks of different layers, allowing the model to benefit more stably from unsupervised data while avoiding the adverse effects of pseudo-labels on the classification layer.

4.2.2 Avg-Clustering

The Avg-Clustering strategy aims to integrate stable clustering centers to promote the formation of high-density clusters, accelerate convergence, and reduce the impact of pseudo-label errors in low-density regions. By using an exponential moving average (EMA) strategy, we integrate a stable output transformation to stabilize the clustering centers, accelerating the convergence of features in the feature extraction layer towards stable clustering centers. At the t -th iteration, we define the following Avg-Clustering loss function:

$$\mathcal{L}_{\text{Avg-Clustering}} = \frac{1}{|\mathcal{D}_\tau|} \sum_{i=1}^{|\mathcal{D}_\tau|} \mathcal{H} \left(y_{\text{ul}}^{(i)}, \mathcal{P}_{\Theta_t, \bar{\beta}_t} \left(y \mid \Omega \left(x_{\text{ul}}^{(i)} \right) \right) \right). \quad (8)$$

The acquisition of $\bar{\beta}_t$ is achieved through the following formula:

$$\bar{\beta}_t = \begin{cases} \beta_t, & \text{if } t \bmod N = 0, \\ m \cdot \bar{\beta}_{t-1} + (1 - m) \cdot \tilde{\beta}, & \text{otherwise,} \end{cases}$$

$$\tilde{\beta} = \bar{\beta}_{t-1} - \alpha \cdot \nabla_{\bar{\beta}_{t-1}} \mathcal{L}_{\text{Avg-Clustering}}.$$

This strategy smooths the parameter update process, ensuring that the clustering centers of the feature extraction layer remain more stable. Consequently, it enhances the model's generalization ability and accelerates its convergence speed.

The overall objective of LayerMatch is to optimize the model by integrating the supervised loss, unsupervised loss, and Avg-Clustering loss. Specifically, LayerMatch employs the Grad-ReLU strategy to separate the gradient updates for different layers and uses the Avg-Clustering strategy to stabilize the clustering centers of the feature extraction layer to achieve optimal learning outcomes.

The overall objective function of LayerMatch is given by:

$$\mathcal{L} = \text{Grad-ReLU}(\mathcal{L}_s + w_u \mathcal{L}_u + w_{ac} \mathcal{L}_{\text{Avg-Clustering}}). \quad (9)$$

5 Experiments

5.1 Implementation Details

We evaluate the efficacy of LayerMatch on several SSL image classification common benchmarks, including CIFAR-10/100 [50], STL-10 [19], and ImageNet[25]. Specially, CIFAR-10 contains 10 classes with 6,000 images per class while CIFAR-100 features 100 classes with 600 images per class. STL-10 [19] presents unique challenges with 500 labeled samples per class and 100,000 unlabeled samples, which is regarded as a more challenging dataset because some of them are out-of-distribution. Moreover, ImageNet-100 is a subset of ImageNet-1k Dataset, containing 100 classes and about 1350 images per class.

Following previous works [80, 96, 7, 57, 88], we conduct experiments with two experimental frameworks: fine-tuning pre-trained Vision Transformers (ViT) and training from scratch. For fine-tuning pre-trained ViTs experimental framework, we conduct experiments with varying amounts of labeled data. In detail, labeled samples per class on CIFAR-10, CIFAR-100 and STL-10 are $\{1, 4, 25\}$, $\{2, 4, 25\}$ and $\{1, 4, 10\}$, respectively. For training from scratch experimental framework, labeled samples per class on CIFAR-10, CIFAR-100, STL-10 and ImageNet-100 are $\{4, 25, 400\}$, $\{4, 25, 100\}$, $\{4, 25, 100\}$ and $\{100\}$.

For fair comparison, we train and evaluate all methods using the unified codebase USB [88] and use the same backbones and hyperparameters as InstantT [57] and FreeMatch [89]. For fine-tuning pre-trained Vision Transformers (ViT), AdamW [62] optimizer is used. The learning rates are specifically tailored for each dataset: $5e-4$ for CIFAR-10 and CIFAR-100, and $1e-4$ for STL-10. We employ a cosine learning rate annealing scheme throughout the training process, maintaining a total training step count of 204,800 iterations. Both labeled and unlabeled batches are 8. For training models from scratch, the optimizer is SGD, supplemented with a momentum of 0.9. The initial learning rate is set at 0.03. The learning rate scheme uses the cosine learning rate annealing strategy to modulate the learning rate over a total of 2^{20} training iterations. The experiments for CIFAR-10/100 and STL-10 are conducted on a single A100-40G GPU. The experiments for ImageNet-100 are conducted on four A100-40G GPUs. More details on the hyper-parameters are shown in Appendix C and E.

In the implementation of LayerMatch, five specific parameters need to be set. The parameters in Avg-Clustering 8, n , m and α , are set m to 2048, 0.999 and $5e-4$, respectively. The loss weights, w_u and w_{ac} are set to 1 in the overall objective function 9.

5.2 Results

Main Results: According to the results in the Table 1, LayerMatch demonstrates significant performance improvements across various settings compared to SOTA methods. Overall, LayerMatch achieves an average accuracy improvement of 2.44% across different datasets. Specifically, on CIFAR-10 with 10 labels, LayerMatch improves accuracy by 6.62%. On CIFAR-100 with 400 labels, it improves accuracy by 3.69%. On STL-10 with 40 labels, it improves accuracy by 3.74%. These results indicate that LayerMatch has a significant advantage in handling various semi-supervised learning tasks, especially when labeled data is limited. Our method, LayerMatch, stands out due to its innovative focus on the distinct behavior patterns of the backbone feature network and the linear classification layer in response to pseudo-labels. Unlike previous approaches that apply a uniform pseudo-label learning strategy across all layers, LayerMatch adopts tailored pseudo-label strategies for different layers.

It is noteworthy that comparing Pseudo-Label with Only Supervised reveals that simply applying the Pseudo-Label method can harm the performance of ViT. This indicates that pseudo-labels are not always beneficial to the model due to the noise in pseudo-labels. FixMatch, which uses a

Table 1: Top-1 accuracy (%) with pre-trained ViT. "Only Supervised" refers to fine-tuning the pre-trained ViT model using only labeled data. The best performance is bold and the second best performance is underlined. All results are averaged with three random seeds {0,1,2} and reported with 2-sigma error bar.

Dataset	CIFAR-10			CIFAR-100			STL-10			Average
# Label	10	40	250	200	400	2500	10	40	100	394.44
Only Supervised	60.52±5.9	83.83±3.2	94.55±0.4	63.82±0.3	73.60±0.7	83.11±0.4	51.61±10.7	81.02±3.3	89.15±0.9	75.69
Pseudo-Label [55]	37.65±3.1	88.21±5.3	95.42±0.4	63.34±2.0	73.13±0.9	84.28±0.1	30.74±6.7	57.16±4.2	73.44±1.5	67.04
MeanTeacher [84]	64.57±4.9	87.15±2.5	95.25±0.5	59.50±0.8	69.42±0.9	82.91±0.4	42.72±7.8	66.80±3.4	77.71±1.8	71.78
MixMatch [6]	65.04±2.6	97.16±0.9	97.95±0.1	60.36±1.3	72.26±0.1	83.84±0.2	10.68±1.1	27.58±16.2	61.85±11.3	64.08
VAT [66]	60.07±6.3	93.33±6.6	97.67±0.2	65.89±1.8	75.33±0.4	83.42±0.4	20.57±4.4	65.18±7.0	80.94±1.0	71.38
UDA [92]	78.76±3.6	97.92±0.2	97.96±0.1	65.49±1.6	75.85±0.6	83.81±0.2	48.37±4.3	79.67±4.9	89.46±1.0	79.70
FixMatch [80]	66.50±15.1	97.44±0.9	97.95±0.1	65.29±1.4	75.52±0.1	83.98±0.1	40.13±3.4	77.72±4.4	88.41±1.6	76.99
FlexMatch [101]	70.54±9.6	97.78±0.3	97.88±0.2	63.76±0.9	74.01±0.5	83.72±0.2	60.63±12.9	78.17±3.7	89.54±1.3	79.56
Dash [96]	74.35±4.5	96.63±2.0	97.90±0.3	63.33±0.4	74.54±0.2	84.01±0.2	41.06±4.4	78.03±3.9	89.56±2.0	77.71
SoftMatch [13]	80.03±9.0	97.95±1.0	98.14±0.1	70.57±1.0	78.21±1.0	87.68±0.2	65.10±9.0	83.70±4.0	92.06±1.8	83.72
FreeMatch [89]	77.21±5.0	98.11±0.1	98.19±0.1	76.29±2.0	79.38±0.1	87.61±0.2	62.30±14.0	84.96±3.0	92.08±1.6	84.01
AdaMatch [7]	85.15±20.4	97.94±0.1	97.92±0.1	73.61±0.1	78.59±0.4	84.49±0.1	68.17±7.7	83.50±4.2	89.25±1.5	84.29
InstanT [57]	87.32±10.2	97.93±0.1	98.08±0.1	74.17±0.3	78.80±0.4	84.28±0.5	69.39±7.4	85.09±2.8	89.35±1.9	84.93
LayerMatch (Our)	93.94±3.9	97.65±0.1	97.78±0.1	76.95±1.4	83.07±1.1	87.34±0.2	68.52±8.0	88.83±3.0	92.25±1.2	87.37

Table 2: Top-1 accuracy (%) with training from scratch. The best performance is bold and the second best performance is underlined. All results are averaged with three random seeds {0,1,2} and reported with 2-sigma error bar.

Dataset	CIFAR-10			CIFAR-100			STL-10			Average
# Label	40	250	4000	400	2500	10000	40	250	1000	2053.33
Pseudo-Label [55]	25.39±0.3	53.51±2.2	84.92±0.2	12.55±0.9	42.26±0.3	63.45±0.2	25.32±1.0	44.55±2.4	67.36±0.7	46.59
UDA [92]	91.60±1.5	94.44±0.3	95.55±0.0	40.60±1.8	64.79±0.8	72.13±0.2	62.58±8.0	90.28±1.2	93.36±0.2	78.37
FixMatch [80]	91.45±1.7	94.87±0.1	95.51±0.1	45.08±3.4	65.63±0.4	71.65±0.3	62.00±7.1	90.14±1.0	93.81±0.3	78.90
FlexMatch [101]	94.53±0.4	94.85±0.1	95.62±0.1	47.81±1.4	66.11±0.4	72.48±0.2	70.81±4.2	90.21±1.1	93.55±0.4	80.66
Dash [96]	84.67±4.3	94.78±0.3	95.54±0.1	45.26±2.6	65.51±0.1	72.10±0.3	65.48±4.3	90.93±0.9	93.61±0.6	78.65
FreeMatch [89]	94.98±0.1	95.16±0.1	95.88±0.2	51.06±2.0	66.59±0.2	72.93±0.1	83.57±2.7	91.31±0.2	94.15±0.2	82.85
AdaMatch [7]	94.64±0.0	94.76±0.1	95.46±0.1	52.02±1.7	66.36±0.7	72.32±0.2	80.05±5.2	91.41±0.4	93.99±0.0	82.33
InstanT [57]	94.83±0.1	94.72±0.2	95.57±0.0	<u>53.94±1.8</u>	<u>67.09±0.0</u>	72.30±0.4	-	-	-	-
LayerMatch (Our)	<u>94.92±0.1</u>	<u>95.03±0.1</u>	<u>95.67±0.1</u>	60.87±0.7	73.96±0.7	78.39±0.2	84.07±4.0	92.68±0.1	94.58±0.0	85.57

pseudo-labels filter, achieves an average performance improvement of 1.3% over Only Supervised. LayerMatch is a more refined pseudo-label filtering strategy that filters pseudo-labels based on the sensitivity of different layers to pseudo-label noise.

Training from Scratch: To more comprehensively evaluate LayerMatch, experiment results in the training from scratch setting are shown in Table 2. Table 2 takes the previous state-of-the-art methods, top average performance methods in Table 1, and some classic approaches as benchmarks.

Based on the results in the Table 2, LayerMatch demonstrates a significant performance improvement. Overall, LayerMatch achieves an average accuracy improvement of 2.72% across different datasets. Especiall, on CIFAR-100, LayerMatch improves accuracy by 6.93% with 400 labels, 6.87% with 2500 labels, and 5.46% with 10000 labels.

In our evaluation of semi-supervised learning methods on the ImageNet-100 dataset with 100 labels per class, we observed significant variations in performance among the tested methods (Table 3). Our proposed method, LayerMatch, demonstrates superior performance, achieving the highest Top-1 accuracy of 72.54% and an F-1 score of 72.12%. This represents a notable improvement over other state-of-the-art techniques. For instance, InstanT, which is the second-best performing method, reaches a Top-1 accuracy of 69.94% and an F-1 score of 69.72%. LayerMatch improves the Top-1 accuracy by 2.60% and the F-1 score by 2.40% compared to SOTA method InstanT. These results highlight LayerMatch’s superior performance on this challenging dataset.

Table 3: Top-1 accuracy (%) and f-1 score (%) on ImageNet-100 with 100 labels per class, random seed {0}.

Methods	Top-1 Acc	F-1 Score
FixMatch [80]	66.24	65.59
FreeMatch [89]	65.78	65.29
AdaMatch [7]	68.60	68.22
InstanT [57]	69.94	69.72
LayerMatch (Our)	72.54	72.12

The superior performance of LayerMatch can be attributed to its innovative approach that optimizes the differential behavior between the feature extraction layers and the classification layer in response to pseudo-labels. This differential strategy enhances the model’s accuracy and its ability to generalize from limited labeled data and achieve the SOTA.

Limitations: Although LayerMatch demonstrates superior overall performance, it has shortcomings in certain settings. For example, in Table 1, its performance on CIFAR-10 with 40 and 250 labels is not as good as FreeMatch. The potential reasons for this could be as follows. In such cases, the model’s accuracy exceeds 97%, so the quality of the generated pseudo-labels is extremely high with very little noise and pseudo-labels are also beneficial for the linear classification layer. Therefore, the limitation of LayerMatch is that its design, which directly sets the pseudo-label gradient of the linear classification layer to zero, is relatively simplistic. Future work should focus on designing a method that selects pseudo-labels for self-training different layers based on the learning state of each layer.

5.3 Ablation Study

We conduct ablation studies to the individual and combined effects of the Grad-ReLU and Avg-Clustering strategies. "CIFAR-10 (10)" represents experimental settings with 10 labels on CIFAR-10.

In Figure 3, applying the Grad-ReLU strategy alone significantly improves the model’s accuracy compared to FixMatch, which yields a Top-1 accuracy of 63.08%. Incorporating Grad-ReLU into FixMatch results in an accuracy of 66.50%. This shows that pseudo-labeled data can be detrimental to the linear classification layer in FixMatch. When LayerMatch is tested without Grad-ReLU strategies, the accuracy slightly decreases to 55.41%. It underscores the necessity of our design in layer-wise managing less reliable pseudo-labels.

In Table 4, the most notable outcome is observed when both Grad-ReLU and Avg-Clustering were enabled within LayerMatch, which pushed the accuracy to an impressive 97.60%. This underscores the synergistic effect of combining these strategies to layer-wisely utilize both labeled and unlabeled data, optimizing the learning process extensively.

In Table 5, varying the parameter N in Avg-Clustering shows that a moderate setting ($N = 2048$) yields the best results, achieving the same peak accuracy of 97.60%. Very high ($N = 204800$) or low settings ($N = 1$) led to less accuracy, indicating an optimal balance requires in the update dynamics to maximize learning efficacy.

These results demonstrate the perfect synergy between the two strategies in LayerMatch. Grad-ReLU, designed specifically for the linear classification layer, and Avg-Clustering, tailored for the feature extraction layer, mutually reinforce each other, highlighting the remarkable effectiveness of the layer-wisely design.

6 Conclusion

This paper revisits the role of pseudo-labels in different layers, emphasizing that the feature extraction layer learns clustering features from pseudo-labels. However, the linear classification layer can be misled by poorly clustered pseudo-labeled data. To address these issues, the LayerMatch method is introduced, which aligns pseudo-label usage with the characteristics of each layer. Within LayerMatch, the Grad-ReLU strategy is employed to prevent the negative impact of pseudo-labels on the classification layer. Moreover, the Avg-Clustering strategy is used to stabilize the clustering centers in the feature extraction layer. This work aims to inspire researchers to design layer-wisely adaptive pseudo-label algorithms.

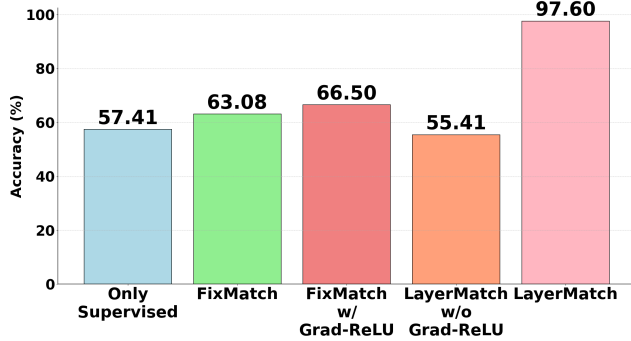


Figure 3: Ablation study of Grad-ReLU on CIFAR-10 (10) with pre-trained ViT.

Table 4: Ablation study of Avg-Clustering on CIFAR-10 (10) with pre-trained ViT.

Method	Grad-ReLU	Avg-Clustering	Acc. (%)
LayerMatch	✗	✓	55.41
LayerMatch	✓	✗	80.45
LayerMatch	✓	✓	97.60

Table 5: Ablation study of N of Avg-Clustering on CIFAR-10 (10) with pre-trained ViT.

Method	N	Acc. (%)
LayerMatch	1	87.46
LayerMatch	2048	97.60
LayerMatch	204800	82.45

References

- [1] Naman Agarwal, Brian Bullins, and Elad Hazan. Second-order stochastic optimization for machine learning in linear time. *The Journal of Machine Learning Research*, 2017.
- [2] Philip Bachman, Ouais Alsharif, and Doina Precup. Learning with pseudo-ensembles. *Advances in neural information processing systems*, 27, 2014.
- [3] Mikhail Belkin and Partha Niyogi. Laplacian eigenmaps and spectral techniques for embedding and clustering. *Advances in neural information processing systems*, 14, 2001.
- [4] Yoshua Bengio, Olivier Delalleau, and Nicolas Le Roux. Label propagation and quadratic criterion. 2006.
- [5] David Berthelot, Nicholas Carlini, Ekin D Cubuk, Alex Kurakin, Kihyuk Sohn, Han Zhang, and Colin Raffel. Remixmatch: Semi-supervised learning with distribution matching and augmentation anchoring. In *International Conference on Learning Representations*, 2019.
- [6] David Berthelot, Nicholas Carlini, Ian Goodfellow, Nicolas Papernot, Avital Oliver, and Colin A Raffel. Mixmatch: A holistic approach to semi-supervised learning. *Advances in Neural Information Processing Systems*, 32, 2019.
- [7] David Berthelot, Rebecca Roelofs, Kihyuk Sohn, Nicholas Carlini, and Alex Kurakin. Adamatch: A unified approach to semi-supervised learning and domain adaptation. In *International Conference on Learning Representations (ICLR)*, 2022.
- [8] Christopher M Bishop. Pattern recognition and machine learning (information science and statistics), 2007.
- [9] Jie Cai, Jiawei Luo, Shulin Wang, and Sheng Yang. Feature selection in machine learning: A new perspective. *Neurocomputing*, 2018.
- [10] Olivier Chapelle, Bernhard Scholkopf, and Alexander Zien. Semi-supervised learning (chapelle, o. et al., eds.; 2006)[book reviews]. *IEEE Transactions on Neural Networks*, 20(3):542–542, 2009.
- [11] Guillaume Charpiat, Nicolas Girard, Loris Felardos, and Yuliya Tarabalka. Input similarity from the neural network perspective. *Advances in Neural Information Processing Systems*, 2019.
- [12] Baixu Chen, Junguang Jiang, Ximei Wang, Pengfei Wan, Jianmin Wang, and Mingsheng Long. Debiased self-training for semi-supervised learning. In *Advances in Neural Information Processing Systems*, 2022.
- [13] Hao Chen, Ran Tao, Yue Fan, Yidong Wang, Jindong Wang, Bernt Schiele, Xing Xie, Bhiksha Raj, and Marios Savvides. Softmatch: Addressing the quantity-quality trade-off in semi-supervised learning. *arXiv preprint arXiv:2301.10921*, 2023.
- [14] Mingcai Chen, Yuntao Du, Yi Zhang, Shuwei Qian, and Chongjun Wang. Semi-supervised learning with multi-head co-training. In *Proceedings of the AAAI conference on artificial intelligence*, volume 36, pages 6278–6286, 2022.
- [15] Yuanyuan Chen, Boyang Li, Han Yu, Pengcheng Wu, and Chunyan Miao. Hydra: Hypergradient data relevance analysis for interpreting deep neural networks. In *AAAI Conference on Artificial Intelligence*, 2021.
- [16] Anshuman Chhabra, Peizhao Li, Prasant Mohapatra, and Hongfu Liu. Robust fair clustering: A novel fairness attack and defense framework. In *International Conference on Learning Representations*, 2023.
- [17] Anshuman Chhabra, Peizhao Li, Prasant Mohapatra, and Hongfu Liu. “what data benefits my classifier?” enhancing model performance and interpretability through influence-based data selection. 2023.
- [18] Anshuman Chhabra, Adish Singla, and Prasant Mohapatra. Fair clustering using antidote data. In *Algorithmic Fairness through the Lens of Causality and Robustness Workshop*, 2022.
- [19] Adam Coates, Andrew Ng, and Honglak Lee. An analysis of single-layer networks in unsupervised feature learning. In *Proceedings of the fourteenth international conference on artificial intelligence and statistics*, pages 215–223. JMLR Workshop and Conference Proceedings, 2011.

- [20] Adam Coates and Andrew Y Ng. The importance of encoding versus training with sparse coding and vector quantization. In *Proceedings of the 28th international conference on machine learning (ICML-11)*, pages 921–928, 2011.
- [21] David A Cohn, Zoubin Ghahramani, and Michael I Jordan. Active learning with statistical models. *Journal of Artificial Intelligence Research*, 1996.
- [22] R Dennis Cook and Sanford Weisberg. *Residuals and influence in regression*. New York: Chapman and Hall, 1982.
- [23] Ekin D Cubuk, Barret Zoph, Jonathon Shlens, and Quoc V Le. Randaugment: Practical automated data augmentation with a reduced search space. In *Proceedings of the IEEE/CVF Conference on Computer Vision and Pattern Recognition Workshops*, pages 702–703, 2020.
- [24] Zheng Dai and David K Gifford. Training data attribution for diffusion models. *arXiv preprint arXiv:2306.02174*, 2023.
- [25] Jia Deng, Wei Dong, Richard Socher, Li-Jia Li, Kai Li, and Li Fei-Fei. Imagenet: A large-scale hierarchical image database. In *2009 IEEE conference on computer vision and pattern recognition*, pages 248–255. Ieee, 2009.
- [26] Linhao Dong, Shuang Xu, and Bo Xu. Speech-transformer: a no-recurrence sequence-to-sequence model for speech recognition. In *2018 IEEE International Conference on Acoustics, Speech and Signal Processing (ICASSP)*, pages 5884–5888. IEEE, 2018.
- [27] Alexey Dosovitskiy, Lucas Beyer, Alexander Kolesnikov, Dirk Weissenborn, Xiaohua Zhai, Thomas Unterthiner, Mostafa Dehghani, Matthias Minderer, Georg Heigold, Sylvain Gelly, et al. An image is worth 16x16 words: Transformers for image recognition at scale. *arXiv preprint arXiv:2010.11929*, 2020.
- [28] Vitaly Feldman and Chiyuan Zhang. What neural networks memorize and why: Discovering the long tail via influence estimation. *arXiv preprint arXiv:2008.03703*, 2020.
- [29] Alex Gammerman, Volodya Vovk, and Vladimir Vapnik. Learning by transduction. *arXiv preprint arXiv:1301.7375*, 2013.
- [30] Ce Ge, Jingyu Wang, Qi Qi, Haifeng Sun, Tong Xu, and Jianxin Liao. Semi-transductive learning for generalized zero-shot sketch-based image retrieval. In *Proceedings of the AAAI Conference on Artificial Intelligence*, volume 37, pages 7678–7686, 2023.
- [31] Amirata Ghorbani and James Zou. Data shapley: Equitable valuation of data for machine learning. In *International Conference on Machine Learning*, 2019.
- [32] Ian J Goodfellow, Aaron Courville, and Yoshua Bengio. Spike-and-slab sparse coding for unsupervised feature discovery. *arXiv preprint arXiv:1201.3382*, 2012.
- [33] Roger Grosse, Juhan Bae, Cem Anil, Nelson Elhage, Alex Tamkin, Amirhossein Tajdini, Benoit Steiner, Dustin Li, Esin Durmus, Ethan Perez, et al. Studying large language model generalization with influence functions. *arXiv preprint arXiv:2308.03296*, 2023.
- [34] Mark A Hall. *Correlation-based feature selection for machine learning*. PhD thesis, The University of Waikato, 1999.
- [35] Kai Han, Victor S Sheng, Yuqing Song, Yi Liu, Chengjian Qiu, Siqi Ma, and Zhe Liu. Deep semi-supervised learning for medical image segmentation: A review. *Expert Systems with Applications*, page 123052, 2024.
- [36] Qi Han, Zhibo Tian, Chengwei Xia, and Kun Zhan. Infomatch: Entropy neural estimation for semi-supervised image classification. *arXiv preprint arXiv:2404.11003*, 2024.
- [37] Kaiming He, Xiangyu Zhang, Shaoqing Ren, and Jian Sun. Deep residual learning for image recognition. In *Proceedings of the IEEE conference on computer vision and pattern recognition*, pages 770–778, 2016.
- [38] Geoffrey E Hinton and Russ R Salakhutdinov. Using deep belief nets to learn covariance kernels for gaussian processes. *Advances in neural information processing systems*, 20, 2007.
- [39] Faming Huang, Haowen Xiong, Shui-Hua Jiang, Chi Yao, Xuanmei Fan, Filippo Catani, Zhilu Chang, Xiaoting Zhou, Jinsong Huang, and Keji Liu. Modelling landslide susceptibility prediction: A review and construction of semi-supervised imbalanced theory. *Earth-Science Reviews*, page 104700, 2024.

- [40] Zhuo Huang, Li Shen, Jun Yu, Bo Han, and Tongliang Liu. Flatmatch: Bridging labeled data and unlabeled data with cross-sharpness for semi-supervised learning. *Advances in Neural Information Processing Systems*, 36, 2024.
- [41] Andrew Ilyas, Sung Min Park, Logan Engstrom, Guillaume Leclerc, and Aleksander Madry. Datamodels: Predicting predictions from training data. *arXiv preprint arXiv:2202.00622*, 2022.
- [42] Eeshaan Jain, Tushar Nandy, Gaurav Aggarwal, Ashish V. Tendulkar, Rishabh K Iyer, and Abir De. Efficient Data Subset Selection to Generalize Training Across Models: Transductive and Inductive Networks. In *Advances in Neural Information Processing Systems*, 2023.
- [43] Ruoxi Jia, David Dao, Boxin Wang, Frances Ann Hubis, Nick Hynes, Nezihe Merve Gürel, Bo Li, Ce Zhang, Dawn Song, and Costas J Spanos. Towards efficient data valuation based on the shapley value. In *International Conference on Artificial Intelligence and Statistics*, 2019.
- [44] Thorsten Joachims. Transductive learning via spectral graph partitioning. In *Proceedings of the 20th international conference on machine learning (ICML-03)*, pages 290–297, 2003.
- [45] Thorsten Joachims et al. Transductive inference for text classification using support vector machines. In *icml*, volume 99, pages 200–209. Citeseer, 1999.
- [46] Krishnateja Killamsetty, Xujiang Zhao, Feng Chen, and Rishabh Iyer. Retrieve: Coreset selection for efficient and robust semi-supervised learning. *Advances in Neural Information Processing Systems*, 2021.
- [47] Durk P Kingma, Shakir Mohamed, Danilo Jimenez Rezende, and Max Welling. Semi-supervised learning with deep generative models. *Advances in neural information processing systems*, 27, 2014.
- [48] Pang Wei Koh and Percy Liang. Understanding black-box predictions via influence functions. In *International Conference on Machine Learning*, pages 1885–1894. PMLR, 2017.
- [49] Shuming Kong, Yanyan Shen, and Linpeng Huang. Resolving training biases via influence-based data relabeling. In *International Conference on Learning Representations*, 2021.
- [50] Alex Krizhevsky, Geoffrey Hinton, et al. Learning multiple layers of features from tiny images. 2009.
- [51] Yongchan Kwon, Eric Wu, Kevin Wu, and James Zou. DataInf: Efficiently Estimating Data Influence in LoRA-tuned LLMs and Diffusion Models. In *International Conference on Learning Representations*, 2024.
- [52] Yongchan Kwon and James Zou. Beta Shapley: a unified and noise-reduced data valuation framework for machine learning. In *International Conference on Artificial Intelligence and Statistics*, 2022.
- [53] Samuli Laine and Timo Aila. Temporal ensembling for semi-supervised learning. *arXiv preprint arXiv:1610.02242*, 2016.
- [54] Julia A Lasserre, Christopher M Bishop, and Thomas P Minka. Principled hybrids of generative and discriminative models. In *2006 IEEE Computer Society Conference on Computer Vision and Pattern Recognition (CVPR'06)*, volume 1, pages 87–94. IEEE, 2006.
- [55] Dong-Hyun Lee et al. Pseudo-label: The simple and efficient semi-supervised learning method for deep neural networks. In *Workshop on challenges in representation learning, ICML*, volume 3, page 896, 2013.
- [56] Daiqing Li, Junlin Yang, Karsten Kreis, Antonio Torralba, and Sanja Fidler. Semantic segmentation with generative models: Semi-supervised learning and strong out-of-domain generalization. In *Proceedings of the IEEE/CVF Conference on Computer Vision and Pattern Recognition*, pages 8300–8311, 2021.
- [57] Muyang Li, Runze Wu, Haoyu Liu, Jun Yu, Xun Yang, Bo Han, and Tongliang Liu. Instant: Semi-supervised learning with instance-dependent thresholds. *Advances in Neural Information Processing Systems*, 36, 2024.
- [58] Peizhao Li, Ethan Xia, and Hongfu Liu. Learning antidote data to individual unfairness. In *International Conference on Machine Learning*, 2023.

- [59] Pengfang Li, Fang Liu, Licheng Jiao, Shuo Li, Lingling Li, Xu Liu, and Xinyan Huang. Knowledge transduction for cross-domain few-shot learning. *Pattern Recognition*, 141:109652, 2023.
- [60] Bin Liu, Zhirong Wu, Han Hu, and Stephen Lin. Deep metric transfer for label propagation with limited annotated data. In *Proceedings of the IEEE/CVF International Conference on Computer Vision Workshops*, pages 0–0, 2019.
- [61] Zhuoming Liu, Hao Ding, Huaping Zhong, Weijia Li, Jifeng Dai, and Conghui He. Influence selection for active learning. In *IEEE/CVF International Conference on Computer Vision*, 2021.
- [62] Ilya Loshchilov and Frank Hutter. Decoupled weight decay regularization. *arXiv preprint arXiv:1711.05101*, 2017.
- [63] Hyeonsu Lyu, Jonggyu Jang, Sehyun Ryu, and Hyun Jong Yang. Deeper understanding of black-box predictions via generalized influence functions. *arXiv preprint arXiv:2312.05586*, 2023.
- [64] Ninareh Mehrabi, Muhammad Naveed, Fred Morstatter, and Aram Galstyan. Exacerbating algorithmic bias through fairness attacks. In *AAAI Conference on Artificial Intelligence*, 2021.
- [65] Xiaoye Miao, Yangyang Wu, Jun Wang, Yunjun Gao, Xudong Mao, and Jianwei Yin. Generative semi-supervised learning for multivariate time series imputation. In *Proceedings of the AAAI conference on artificial intelligence*, volume 35, pages 8983–8991, 2021.
- [66] Takeru Miyato, Shin-ichi Maeda, Masanori Koyama, and Shin Ishii. Virtual adversarial training: a regularization method for supervised and semi-supervised learning. *IEEE transactions on pattern analysis and machine intelligence*, 41(8):1979–1993, 2018.
- [67] Kevin P Murphy. *Machine learning: a probabilistic perspective*. MIT press, 2012.
- [68] Khanh-Binh Nguyen and Joon-Sung Yang. Boosting semi-supervised learning by bridging high and low-confidence predictions. In *Proceedings of the IEEE/CVF International Conference on Computer Vision*, pages 1028–1038, 2023.
- [69] Vu-Linh Nguyen, Mohammad Hossein Shaker, and Eyke Hüllermeier. How to measure uncertainty in uncertainty sampling for active learning. *Machine Learning*, 2022.
- [70] Augustus Odena. Semi-supervised learning with generative adversarial networks. *arXiv preprint arXiv:1606.01583*, 2016.
- [71] Yassine Ouali, Céline Hudelot, and Myriam Tami. An overview of deep semi-supervised learning. *arXiv preprint arXiv:2006.05278*, 2020.
- [72] Mansheej Paul, Surya Ganguli, and Gintare Karolina Dziugaite. Deep learning on a data diet: Finding important examples early in training. In *Advances in Neural Information Processing Systems*, 2021.
- [73] Garima Pruthi, Frederick Liu, Satyen Kale, and Mukund Sundararajan. Estimating training data influence by tracing gradient descent. *Advances in Neural Information Processing Systems*, 2020.
- [74] Yunchen Pu, Zhe Gan, Ricardo Henao, Xin Yuan, Chunyuan Li, Andrew Stevens, and Lawrence Carin. Variational autoencoder for deep learning of images, labels and captions. *Advances in neural information processing systems*, 29, 2016.
- [75] Zhongzheng Ren, Raymond Yeh, and Alexander Schwing. Not all unlabeled data are equal: Learning to weight data in semi-supervised learning. *Advances in Neural Information Processing Systems*, 33:21786–21797, 2020.
- [76] Mehdi Sajjadi, Mehran Javanmardi, and Tolga Tasdizen. Regularization with stochastic transformations and perturbations for deep semi-supervised learning. *Advances in neural information processing systems*, 29, 2016.
- [77] Tim Salimans, Ian Goodfellow, Wojciech Zaremba, Vicki Cheung, Alec Radford, and Xi Chen. Improved techniques for training gans. *Advances in neural information processing systems*, 29, 2016.
- [78] Andrea Schioppa, Katja Filippova, Ivan Titov, and Polina Zablotskaia. Theoretical and practical perspectives on what influence functions do. *Advances in Neural Information Processing Systems*, 2024.

- [79] Andrea Schioppa, Polina Zablotskaia, David Vilar, and Artem Sokolov. Scaling up influence functions. In *AAAI Conference on Artificial Intelligence*, 2022.
- [80] Kihyuk Sohn, David Berthelot, Nicholas Carlini, Zizhao Zhang, Han Zhang, Colin A Raffel, Ekin Dogus Cubuk, Alexey Kurakin, and Chun-Liang Li. Fixmatch: Simplifying semi-supervised learning with consistency and confidence. *Advances in Neural Information Processing Systems*, 33, 2020.
- [81] David Solans, Battista Biggio, and Carlos Castillo. Poisoning attacks on algorithmic fairness. In *Machine Learning and Knowledge Discovery in Databases: European Conference*, 2021.
- [82] Zixing Song, Yifei Zhang, and Irwin King. Optimal block-wise asymmetric graph construction for graph-based semi-supervised learning. *Advances in Neural Information Processing Systems*, 36, 2024.
- [83] Haoru Tan, Sitong Wu, Fei Du, Yukang Chen, Zhibin Wang, Fan Wang, and Xiaojuan Qi. Data pruning via moving-one-sample-out. *Advances in Neural Information Processing Systems*, 36, 2024.
- [84] Antti Tarvainen and Harri Valpola. Mean teachers are better role models: Weight-averaged consistency targets improve semi-supervised deep learning results. In *Proceedings of the 31st International Conference on Neural Information Processing Systems*, pages 1195–1204, 2017.
- [85] Jesper E Van Engelen and Holger H Hoos. A survey on semi-supervised learning. *Machine learning*, 109(2):373–440, 2020.
- [86] Ashish Vaswani, Noam Shazeer, Niki Parmar, Jakob Uszkoreit, Llion Jones, Aidan N Gomez, Łukasz Kaiser, and Illia Polosukhin. Attention is all you need. In *Advances in Neural Information Processing Systems*, 2017.
- [87] Sheng Wan, Shirui Pan, Jian Yang, and Chen Gong. Contrastive and generative graph convolutional networks for graph-based semi-supervised learning. In *Proceedings of the AAAI conference on artificial intelligence*, volume 35, pages 10049–10057, 2021.
- [88] Yidong Wang, Hao Chen, Yue Fan, Wang Sun, Ran Tao, Wenxin Hou, Renjie Wang, Linyi Yang, Zhi Zhou, Lan-Zhe Guo, et al. Usb: A unified semi-supervised learning benchmark for classification. *Advances in Neural Information Processing Systems*, 35:3938–3961, 2022.
- [89] Yidong Wang, Hao Chen, Qiang Heng, Wenxin Hou, Yue Fan, Zhen Wu, Jindong Wang, Marios Savvides, Takahiro Shinozaki, Bhiksha Raj, et al. Freematch: Self-adaptive thresholding for semi-supervised learning. *arXiv preprint arXiv:2205.07246*, 2022.
- [90] Kai Wei, Rishabh Iyer, and Jeff Bilmes. Submodularity in data subset selection and active learning. In *International Conference on Machine Learning*, 2015.
- [91] Zhu Xiaojin. Semi-supervised learning literature survey. *Computer Sciences TR*, 1530:60–60, 2008.
- [92] Qizhe Xie, Zihang Dai, Eduard Hovy, Thang Luong, and Quoc Le. Unsupervised data augmentation for consistency training. *Advances in Neural Information Processing Systems*, 33, 2020.
- [93] Qizhe Xie, Minh-Thang Luong, Eduard Hovy, and Quoc V Le. Self-training with noisy student improves imagenet classification. In *Proceedings of the IEEE/CVF conference on computer vision and pattern recognition*, pages 10687–10698, 2020.
- [94] Zeke Xie, Issei Sato, and Masashi Sugiyama. A diffusion theory for deep learning dynamics: Stochastic gradient descent exponentially favors flat minima. *arXiv preprint arXiv:2002.03495*, 2020.
- [95] Zeke Xie, Xinrui Wang, Huishuai Zhang, Issei Sato, and Masashi Sugiyama. Adaptive inertia: Disentangling the effects of adaptive learning rate and momentum. In *International conference on machine learning*, pages 24430–24459. PMLR, 2022.
- [96] Yi Xu, Lei Shang, Jinxing Ye, Qi Qian, Yu-Feng Li, Baigui Sun, Hao Li, and Rong Jin. Dash: Semi-supervised learning with dynamic thresholding. In *International Conference on Machine Learning*, pages 11525–11536. PMLR, 2021.
- [97] Shuo Yang, Zeke Xie, Hanyu Peng, Min Xu, Mingming Sun, and Ping Li. Dataset pruning: Reducing training data by examining generalization influence. In *The Eleventh International Conference on Learning Representations*, 2022.

- [98] Xiangli Yang, Zixing Song, Irwin King, and Zenglin Xu. A survey on deep semi-supervised learning. *IEEE Transactions on Knowledge and Data Engineering*, 35(9):8934–8954, 2022.
- [99] Chih-Kuan Yeh, Joon Kim, Ian En-Hsu Yen, and Pradeep K Ravikumar. Representer point selection for explaining deep neural networks. *Advances in Neural Information Processing Systems*, 2018.
- [100] Zebin You, Yong Zhong, Fan Bao, Jiacheng Sun, Chongxuan Li, and Jun Zhu. Diffusion models and semi-supervised learners benefit mutually with few labels. *Advances in Neural Information Processing Systems*, 36, 2024.
- [101] Bowen Zhang, Yidong Wang, Wenxin Hou, Hao Wu, Jindong Wang, Manabu Okumura, and Takahiro Shinozaki. Flexmatch: Boosting semi-supervised learning with curriculum pseudo labeling. *Advances in Neural Information Processing Systems*, 34:18408–18419, 2021.
- [102] Xiaojin Zhu, Zoubin Ghahramani, and John D Lafferty. Semi-supervised learning using gaussian fields and harmonic functions. In *Proceedings of the 20th International conference on Machine learning (ICML-03)*, pages 912–919, 2003.
- [103] Xiaojin Zhu and Andrew B Goldberg. Introduction to semi-supervised learning. *Synthesis lectures on artificial intelligence and machine learning*, 3(1):1–130, 2009.
- [104] Xiaojin Jerry Zhu. Semi-supervised learning literature survey. 2005.

A Proof of Lemma 4.1.

Lemma 4.1. Equation (4) leads to a simplified integral expression for consistency regularization loss function:

$$\mathcal{L}_u = \iint_{\mathcal{D}} \|\nabla_{\mathbf{x}} \mathcal{P}_{\Theta_t, \beta_t}\|_1 dV,$$

where \mathcal{D} represents the continuous input data space spanned by all unlabeled data under infinite data augmentation, and $\nabla_{\mathbf{x}}$ represents the gradient operator with respect to the input \mathbf{x} .

Proof. By the Mean Value Theorem, we have

$$\mathcal{P}_{\Theta_t, \beta_t}(\mathbf{x} + \Delta \mathbf{x}) - \mathcal{P}_{\Theta_t, \beta_t}(\mathbf{x}) = \nabla \mathcal{P}_{\Theta_t, \beta_t}(\xi) \cdot \Delta \mathbf{x},$$

where ξ is a point on the line segment between \mathbf{x} and $\mathbf{x} + \Delta \mathbf{x}$.

When $\Delta \mathbf{x}$ is sufficiently small, we have the approximation

$$\mathcal{P}_{\Theta_t, \beta_t}(\mathbf{x} + \Delta \mathbf{x}) - \mathcal{P}_{\Theta_t, \beta_t}(\mathbf{x}) = \nabla \mathcal{P}_{\Theta_t, \beta_t}(\mathbf{x}) \cdot \Delta \mathbf{x}.$$

Partition the unlabeled data space \mathcal{D} into small hypercubes with equidistant intervals Δx , and consider the vertices of these cubes as the set \mathcal{D}_τ . Using the equation above, we can reformulate Equation 4 as follows:

$$\begin{aligned} \mathcal{L}_u &= \frac{1}{|\mathcal{D}_\tau|} \sum_{i=1}^{|\mathcal{D}_\tau|} \|\mathcal{P}_{\Theta_t, \beta_t}(\mathbf{x}_i^u + \Delta \mathbf{x}) - \mathcal{P}_{\Theta_t, \beta_t}(\mathbf{x}_i^u)\|_1 \\ &= \frac{1}{|\mathcal{D}_\tau|} \sum_{i=1}^{|\mathcal{D}_\tau|} \|\nabla \mathcal{P}_{\Theta_t, \beta_t}(\mathbf{x}_i^u) \cdot \Delta \mathbf{x}\|_1 \\ &= h \cdot \sum_{i=1}^{|\mathcal{D}_\tau|} \|\nabla \mathcal{P}_{\Theta_t, \beta_t}(\mathbf{x}_i^u)\|_1, \end{aligned}$$

Here, $h = \Delta \mathbf{x}_1 = \Delta \mathbf{x}_2 = \dots = \Delta \mathbf{x}_n$. When $h \rightarrow 0$, we can continue with:

$$\mathcal{L}_u = \lim_{h \rightarrow 0} h \cdot \sum_{i=1}^{|\mathcal{D}_\tau|} \|\nabla \mathcal{P}_{\Theta_t, \beta_t}(\mathbf{x}_i^u)\|_1 = \iint_{\mathcal{D}} \|\nabla_{\mathbf{x}} \mathcal{P}_{\Theta_t, \beta_t}\|_1 dV.$$

Hence we proved Lemma 4.1. □

B Proof of Theorem 4.2.

Theorem 4.2. $\lim_{t \rightarrow +\infty} \mathcal{L}_u = 0$ implies finding a sequence of points $\{\Theta_t, \beta_t\}_{t=0}^{+\infty}$. For any $\epsilon > 0$, there exists a sequence $\{\delta_t\}_{t=0}^{+\infty}$, where $\delta_t \in [0, 1]$ and $\lim_{t \rightarrow +\infty} \delta_t = 0$. There exists a $T > 0$ such that if $t > T$, the following holds:

$$P_{\mathbf{x}} \left[\mathcal{P}_{\Theta_t, \beta_t} (1 - \mathcal{P}_{\Theta_t, \beta_t}) \left\| \beta_t \nabla_{\mathbf{x}} \mathcal{M}_{\Theta_t} \right\|_1 < \epsilon \right] > 1 - \delta_t,$$

where $P_{\mathbf{x}}[\cdot]$ is the probability measure over the input data space \mathcal{D} .

Proof. We have $\lim_{t \rightarrow +\infty} \mathcal{L}_u = 0$ and $\|\nabla_{\mathbf{x}} \mathcal{P}_{\Theta_t, \beta_t}\|_1 \geq 0$. By the fundamental theorem of calculus, we know:

$$\lim_{t \rightarrow +\infty} P_{\mathbf{x}} [\|\nabla_{\mathbf{x}} \mathcal{P}_{\Theta_t, \beta_t}\|_1 = 0] = 1.$$

By the chain rule of differentiation, we have

$$\nabla_{\mathbf{x}} \mathcal{P}_{\Theta_t, \beta_t} = \mathcal{P}_{\Theta_t, \beta_t} (1 - \mathcal{P}_{\Theta_t, \beta_t}) \beta_t \nabla_{\mathbf{x}} \mathcal{M}_{\Theta_t}.$$

Thus, we have

$$\lim_{t \rightarrow +\infty} P_{\mathbf{x}} \left[\mathcal{P}_{\Theta_t, \beta_t} (1 - \mathcal{P}_{\Theta_t, \beta_t}) \|\beta_t \nabla_{\mathbf{x}} \mathcal{M}_{\Theta_t}\|_1 = 0 \right] = 1.$$

According to the definition of the limit, the above statement is equivalently expressed as:

For any $\epsilon > 0$, there exists a sequence $\{\delta_t\}_{t=0}^{+\infty}$, where $\delta_t \in [0, 1]$ and $\lim_{t \rightarrow +\infty} \delta_t = 0$. There exists a $T > 0$ such that if $t > T$, the following holds:

$$P_{\mathbf{x}} \left[\mathcal{P}_{\Theta_t, \beta_t} (1 - \mathcal{P}_{\Theta_t, \beta_t}) \|\beta_t \nabla_{\mathbf{x}} \mathcal{M}_{\Theta_t}\|_1 < \epsilon \right] > 1 - \delta_t.$$

Hence we proved Theorem 4.2. \square

C Experiments Compute Resources

The experiments for CIFAR-10/100 and STL-10 are conducted on a single A100-40G GPU. The experiments for ImageNet-100 are conducted on four A100-40G GPUs. 31 A100-40G days are spend on fine-tuning pre-trained ViT setting. 175 A100-40G days are spend on training from scratch setting. The initial exploratory experiments are conducted on CIFAR-10, which are not resource-intensive, taking 8 A100-40G days.

D Broader Impacts

This paper is foundational research on semi-supervised classification problems and does not involve specific applications. In the foreseeable future, the impact is expected to be limited to the field of machine learning theoretical research, aiming to advance the understanding and innovative design of methods for semi-supervised classification problems. Currently, no negative impacts have been observed.

E Hyperparameter setting

The main experiment for fine-tuning pre-trained ViT in Table 1 and all ablation experiments used the hyperparameters from Table 6. The experiment for training from scratch in Table 2 and Table 3 utilized the hyperparameters from Table 7.

Table 6: Hyper-parameters of experiments using pre-trained ViT.

Dataset	CIFAR-10	CIFAR-100	STL-10
Model	ViT-T-P2-32	ViT-S-P4-32	ViT-B-P16-96
Weight Decay	5e-4		
Labeled Batch size	8		
Unlabeled Batch size	8		
Learning Rate	5e-4	5e-4	1e-4
Layer Decay Rate	0.5	0.5	0.95
Scheduler	$\eta = \eta_0 \cos(\frac{7\pi k}{16K})$		
AdamW momentum	0.9		
Model EMA Momentum	0.0		
Prediction EMA Momentum	0.999		
Threshold	Self-adaptive Thresholding [89]		
Weak Augmentation	Random Crop, Random Horizontal Flip		
Strong Augmentation	RandAugment [23]		

Table 7: Hyper-parameters of experiments training from scratch.

Dataset	CIFAR-10	CIFAR-100	STL-10	ImageNet-100
Model	WRN-28-2	WRN-28-8	WRN-37-2	ResNet-50
Weight Decay	5e-4	1e-3	5e-4	3e-4
Unlabeled Batch size	448			
Learning Rate	0.03			
Scheduler	$\eta = \eta_0 \cos(\frac{7\pi k}{16K})$			
SGD Momentum	0.9			
Model EMA Momentum	0.999			
Prediction EMA Momentum	0.999			
Threshold	Self-adaptive Thresholding [89]			
Weak Augmentation	Random Crop, Random Horizontal Flip			
Strong Augmentation	RandAugment [23]			