

ObjectNLQ @ Ego4D Episodic Memory Challenge 2024

Yisen Feng¹, Haoyu Zhang^{1,2}, Yuquan Xie¹, Zaijing Li^{1,2}, Meng Liu³, Liqiang Nie¹

¹Harbin Institute of Technology (Shenzhen) ²Peng Cheng Laboratory

³Shandong Jianzhu University

{23S051028, 23S051007}@stu.hit.edu.cn;

{zhang.hy.2019, lzjl4011, mengliu.sdu, nieliqiang}@gmail.com

Abstract

In this report, we present our approach for the Natural Language Query track and Goal Step track of the Ego4D Episodic Memory Benchmark at CVPR 2024. Both challenges require the localization of actions within long video sequences using textual queries. To enhance localization accuracy, our method not only processes the temporal information of videos but also identifies fine-grained objects spatially within the frames. To this end, we introduce a novel approach, termed ObjectNLQ, which incorporates an object branch to augment the video representation with detailed object information, thereby improving grounding efficiency. ObjectNLQ achieves a mean R@1 of 23.15, ranking 2nd in the Natural Language Queries Challenge, and gains 33.00 in terms of the metric R@1, IoU=0.3, ranking 3rd in the Goal Step Challenge. Our code will be released at <https://github.com/Yisen-Feng/ObjectNLQ>.

1. Introduction

In the Ego4D [2] Natural Language Query (NLQ) Challenge, participants are provided with an egocentric video and a natural language question. The objective is to accurately localize the video segment that contains the answer to the question [16, 19]. Conversely, the Goal Step Challenge [13] requires localizing a video segment that corresponds to a natural language description of the step. Both challenges necessitate precise identification of relevant video content based on textual queries.

Existing methods have made significant advancements in several key areas: 1) Developing a robust feature extraction backbone through pretraining [1, 7]. These methods finetune a pre-trained multimodal video model on the Ego4D dataset to enhance feature representation for egocentric videos. 2) Implementing efficient data augmentation strategies to expand the scale of the dataset [11]. This enhances the performance of downstream models by




Figure 1. An illustration of object extraction.

effectively increasing data variability. 3) Designing tailored grounding models for the NLQ task [5–9]. Some approaches optimize the framework by reducing the number of frames processed, thereby streamlining video moment localization. Others [5, 9] leverage the sophisticated architectures of point prediction and feature pyramids from ActionFormer [14] to process the entire video directly, aiming for more precise localization.

Among the above three methods, the extraction of video features is crucial, and the quality of feature extraction will directly determine whether the model can recognize the specific information in the video. However, existing pretraining methods commonly finetune the backbone using contrastive learning between captions and video clips, which means the video features depend entirely on the granularity and focus of caption information. Moreover, most of the captions in the training data focus on the behavior of human, while the

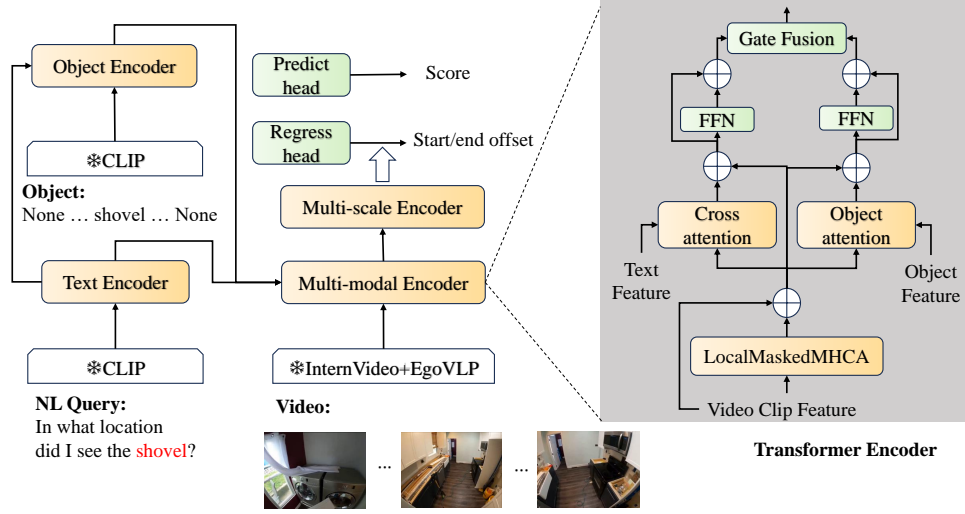


Figure 2. The framework of our proposed localization model.

NLQ task concentrates on building an AI helper for finding things that people often neglect. This mismatch leads to the lack of fine-grained object information in the input.

Based on this observation, we propose a novel method for object extraction and design a novel grounding model that can fully use the object annotation. Through an object detection model, we obtain the fine-grained object information in the image. Then we use a parallel attention mechanism to extract object information and add it to video frame features, to reasonably complete the NLQ task.

2. Methodology

This section introduces the comprehensive methodology employed in our approach. The extraction of video, text, and object features is detailed in Section 2.1. The architecture and functioning of our grounding model are described in Section 2.2. We discuss the loss function used for training the model in Section 2.3.

2.1. Feature Extraction

Following [5], we employ a concatenated feature comprising InternVideo [1] and EgoVLP [7] for video representations, while utilizing CLIP (ViT-L/14) [10] for textual feature extraction. For object representation, as illustrated in Figure 1, we utilize the Co-DETR [20] object detector, which is pretrained on the LVIS v1.0 dataset [4], to extract object annotations from the video. Subsequently, we employ CLIP (ViT-L/14) [10] to extract the textual features of the object classes that correspond to the given query.

2.2. Structure

As depicted in Figure 2, our grounding model incorporates object information¹ and consists of several key components: a text encoder, an object encoder, a multi-modal encoder, a multi-scale encoder, and a prediction head. In alignment with [5], we employ the same text encoder, multi-scale transformer encoder, and prediction heads.

To improve the comprehension of fine-grained object information, we have meticulously designed an object encoder. This encoder is tailored to filter and highlight object information relevant to the query. Additionally, we integrate an object branch into the multi-modal encoder, thereby significantly enhancing the representation of video features.

Object Encoder. Our object encoder comprises four transformer encoder blocks. Each block features a text cross-attention layer [17] followed by a feed-forward network (FFN). In this architecture, the object feature acts as the query in the text cross-attention layer, with the text feature serving as both the key and value. This setup enables our model to thoroughly extract and utilize object data pertinent to the specific query, effectively minimizing confusion about objects from different categories within the same frame.

Multi-Modal Encoder. Our multi-modal encoder comprises four transformer encoder blocks, each featuring a sliding window multi-head self-attention (MHA) layer, a

¹For the Goal Step task, since the text description closely resembles the captions used in the pretraining data, we opt not to incorporate additional object data. Instead, we apply the pure GroundNLQ [5] architecture to this task.

Table 1. Performance comparison on NLQ Challenge.

Entry	Rank	R@1(%)			R@5(%)	
		0.3	0.5	Mean	0.3	0.5
GroundNLQ[5]	-	25.67	18.18	21.93	42.06	29.8
EgoVideo	1	28.05	19.31	23.68	44.16	31.37
ObjectNLQ	2	27.02	19.28	23.15	43.66	30.87

text branch, an object branch, and a gate fusion module. Within each branch, a cross-attention layer and an FFN are employed. Subsequently, the outputs from the two branches are combined using a gate fusion technique.

Specifically, the left branch aligns with the design of the multi-modal encoder proposed in [5], where the text feature acts as both key and value. The right branch, however, utilizes the video feature as the query while employing the object feature as the key and value. The integration is achieved through a gate fusion process, where the weights for merging are computed by a multi-layer perceptron (MLP). This innovative design seamlessly combines object data with video features, maintaining the integrity of the original interactions between text and video content, thus enhancing the overall model’s capability to interpret and utilize multimodal data.

2.3. Loss Function

Following [5], our model employs binary classification loss for the classification tasks and IoU (Intersection over Union) regression loss for regression tasks. Additionally, to enhance the model’s sensitivity to action detection and localization, we incorporate a learnable Gaussian weighting on these losses, similar to the approach described in [12].

3. Experiment

3.1. Implementation Details

Video clip features are extracted with a stride of 16 frames, and the dimension is set to 384. We utilize four heads for multi-head attention. During training, configurations differ between tasks: for the NLQ task, we use a mini-batch size of 4 and a learning rate of $1e-4$; for the Goal Step task, the mini-batch size is increased to 8 with a learning rate of $2e-4$. We employ a cosine decay strategy for learning rate adjustment, with a warm-up period of four epochs and a total training duration of ten epochs. The training for the NLQ task is conducted on a single L20 GPU over approximately four hours, while the Goal Step task requires four L20 GPUs for around ten hours of training. For model initialization, we use pretrained parameters to ensure a robust starting point. The original parameters of GroundNLQ are initialized with weights from a model pretrained on narration data, which has been augmented using the strategy of

Table 2. Performance comparison on the Goal Step Challenge.

Entry	Rank	R@1(%)	
		0.3	0.5
VSLNet(Omnivore) [15]	6	19.04	12.04
LorCar	5	24.75	16.55
flyfishing	4	29.69	18.99
EgoVideo	2	34.06	26.97
VSLNet Prob	1	35.18	20.49
ObjectNLQ	3	33.00	26.37

[11]. Within the object encoder, the text cross-attention layers and the FFN are initialized using the MHA layer and the FFN from the text encoder. Similarly, the object branch in the multi-modal encoder is initialized using the parameters from the text branch, ensuring consistency and leveraging pretrained efficiencies across the model architecture.

To maximize the use of available data, both the training and validation splits are divided into five folds. This data is used to train multiple models for an ensemble approach, enhancing robustness and accuracy. During inference, Soft-NMS is employed for deduplication to improve the precision of localization [3].

3.2. Performance Comparison

Table 1 presents the leaderboard results of the NLQ Challenge. Our ensemble method achieves a mean R@1 score of 23.15%, which is 1.22% higher than the 2023 champion and secured us a 2nd-place ranking. Table 2 details the leaderboard for the Goal Step Challenge, where our ensemble method attains an R@1 score of 33.00% at an IoU of 0.3. This score is 13.96% points higher than the baseline and placed us third. These results underscore the effectiveness of our method in both challenges.


3.3. Ablation Study

In our ablation experiments conducted on the validation split, the results are systematically detailed in Table 3 to assess various components of our model: 1) At the top of Table 3, we examine modifications to the object encoder. In this variant, we build the object encoder with an additional self MHA layer (SA), a text cross-attention layer (CA), and an FFN. Interestingly, the performance slightly decreases,

Table 3. Ablation study on the validation set of NLQ.

Entry	R@1(%)			R@5(%)	
	0.3	0.5	Mean	0.3	0.5
SA+CA	28.05	19.53	23.79	56.52	41.63
SOA	28.19	19.42	23.81	56.11	41.15
w/o ASL [12]	28.43	19.82	24.13	55.95	41.56
ObjectNLQ	28.43	19.95	24.19	56.06	42.09

NL Query: How many wires did i pick from the floor?



(a) Success example

NL Query: Where was the drill machine ?



(b) Failure example


Figure 3. Two examples of ObjectNLQ on the validation set of NLQ.

suggesting that excessive associations among objects within the same frame might be detrimental. 2) At the second line of Table 3, we explore the design of the video encoder. The ablation setup, Sequential Object Attention (SOA), consists of an MHA layer, followed by a text cross-attention layer, an object cross-attention layer, and an FFN. The observed decline in performance with this configuration reinforces the efficacy of our original video encoder design, indicating that simpler sequences may be more effective. 3) At the third line of Table 3, we ablate the use of a Gaussian weight on the loss function. The slight decrease in performance upon removing this feature confirms the utility of Action Sensitivity Learning (ASL) [12], which enhances the model’s focus on relevant aspects of the data for improved performance.

3.4. Case Analysis


In Figure 3a, ObjectNLQ accurately locates [18] the ground truth of the query, effectively integrating both the specified object and the action “pick” mentioned in the query. This successful prediction exemplifies the model’s ability to si-

Text: heats milk in microwave



(a) Success example

Text: add milk in a container



(b) Failure example

Figure 4. Two examples of ObjectNLQ on the validation set of Goal Step.

multaneously process added object information and inherent video action details, clearly highlighting the advantages of our architectural design. Conversely, Figure 3b presents a case where our model did not perform as expected. While it correctly identifies the object in the scene, it fails to accurately localize the answer, particularly because the ground truth required the drill machine to be centered in the frame. This failure suggests that the model may not adequately understand or prioritize human attention cues, indicating a potential area for further refinement to enhance its performance in complex scenarios.

Figure 4a shows a successful example in Goal Step. Our model exactly locates the target of the text description, which contains a sequence of actions including taking milk from a fridge, pouring milk into a container, and heating milk with a microwave. This case reflects our model’s ability to identify the location intent as well as granularity. However, an example of underperformance is demonstrated in Figure 4b. Our model incorrectly adds the removal of milk from the refrigerator to the localization results, resulting in inaccurate localization. This reflects that our model may not be able to fully understand the semantics of fine-grained actions, and improving the model’s ability to understand and segment long action sequences may further improve its performance.

4. Conclusion

In this report, we present our approach for the NLQ track and Goal Step track of the Ego4D Challenge at CVPR 2024. Our primary contribution lies in leveraging existing ob-

ject detection models to extract detailed object information from video frames and integrating this data into an effective model framework to enrich video representation with this additional object detail. Employing fine-grained object features, our method improves upon the foundational GroundNLQ model in the NLQ Challenge, demonstrating enhanced performance.

References

- [1] Guo Chen, Sen Xing, Zhe Chen, Yi Wang, Kunchang Li, Yizhuo Li, Yi Liu, Jiahao Wang, Yin-Dong Zheng, Bingkun Huang, et al. Internvideo-ego4d: A pack of champion solutions to ego4d challenges. *arXiv preprint arXiv:2211.09529*, 2022. 1, 2
- [2] Kristen Grauman, Andrew Westbury, Eugene Byrne, Zachary Chavis, Antonino Furnari, Rohit Girdhar, Jackson Hamburger, Hao Jiang, Miao Liu, Xingyu Liu, et al. Ego4d: Around the world in 3,000 hours of egocentric video. In *Proceedings of the IEEE/CVF Conference on Computer Vision and Pattern Recognition*, pages 18995–19012, 2022. 1
- [3] Weili Guan, Xuemeng Song, Haoyu Zhang, Meng Liu, Chung-Hsing Yeh, and Xiaojun Chang. Bi-directional heterogeneous graph hashing towards efficient outfit recommendation. In *Proceedings of the 30th ACM International Conference on Multimedia*, page 268–276. Association for Computing Machinery, 2022. 3
- [4] Agrim Gupta, Piotr Dollar, and Ross Girshick. Lvis: A dataset for large vocabulary instance segmentation. In *Proceedings of the IEEE/CVF Conference on Computer Vision and Pattern Recognition*, pages 5356–5364, 2019. 2
- [5] Zhijian Hou, Lei Ji, Difei Gao, Wanjuan Zhong, Kun Yan, Chao Li, Wing-Kwong Chan, Chong-Wah Ngo, Nan Duan, and Mike Zheng Shou. Groundnlq@ ego4d natural language queries challenge 2023. *arXiv preprint arXiv:2306.15255*, 2023. 1, 2, 3
- [6] Zhijian Hou, Wanjuan Zhong, Lei Ji, Difei Gao, Kun Yan, Wk Chan, Chong-Wah Ngo, Mike Zheng Shou, and Nan Duan. CONE: An efficient coarse-to-fine alignment framework for long video temporal grounding. In *Proceedings of the 61st Annual Meeting of the Association for Computational Linguistics (Volume 1: Long Papers)*, pages 8013–8028, 2023.
- [7] Kevin Qinghong Lin, Alex Jinpeng Wang, Mattia Soldan, Michael Wray, Rui Yan, Eric Zhongcong Xu, Difei Gao, Rongcheng Tu, Wenzhe Zhao, Weijie Kong, et al. Egocentric video-language pretraining@ ego4d challenge 2022. *arXiv preprint arXiv:2207.01622*, 2022. 1, 2
- [8] Naiyuan Liu, Xiaohan Wang, Xiaobo Li, Yi Yang, and Yuet-ing Zhuang. Reler@ zju-alibaba submission to the ego4d natural language queries challenge 2022. *arXiv preprint arXiv:2207.00383*, 2022.
- [9] Sicheng Mo, Fangzhou Mu, and Yin Li. A simple transformer-based model for ego4d natural language queries challenge. *arXiv preprint arXiv:2211.08704*, 2022. 1
- [10] Alec Radford, Jong Wook Kim, Chris Hallacy, Aditya Ramesh, Gabriel Goh, Sandhini Agarwal, Girish Sastry, Amanda Askell, Pamela Mishkin, Jack Clark, Gretchen Krueger, and Ilya Sutskever. Learning transferable visual models from natural language supervision. In *International Conference on Machine Learning*, 2021. 2
- [11] Santhosh Kumar Ramakrishnan, Ziad Al-Halah, and Kristen Grauman. Naq: Leveraging narrations as queries to supervise episodic memory. In *2023 IEEE/CVF Conference on Computer Vision and Pattern Recognition (CVPR)*, pages 6694–6703. IEEE Computer Society, 2023. 1, 3
- [12] Jiayi Shao, Xiaohan Wang, Ruijie Quan, and Yi Yang. Action sensitivity learning for the ego4d episodic memory challenge 2023. *arXiv preprint arXiv:2306.09172*, 2023. 3, 4
- [13] Yale Song, Eugene Byrne, Tushar Nagarajan, Huiyu Wang, Miguel Martin, and Lorenzo Torresani. Ego4d goal-step: Toward hierarchical understanding of procedural activities. *Advances in Neural Information Processing Systems*, 36, 2024. 1
- [14] Chen-Lin Zhang, Jianxin Wu, and Yin Li. ActionFormer: Localizing moments of actions with transformers. In *European Conference on Computer Vision*, pages 492–510, 2022. 1
- [15] Hao Zhang, Aixin Sun, Wei Jing, and Joey Tianyi Zhou. Span-based localizing network for natural language video localization. In *Proceedings of the 58th Annual Meeting of the Association for Computational Linguistics*, pages 6543–6554, 2020. 3
- [16] Haoyu Zhang, Meng Liu, Zan Gao, Xiaoqiang Lei, Yinglong Wang, and Liqiang Nie. Multimodal dialog system: Relational graph-based context-aware question understanding. In *Proceedings of the 29th ACM International Conference on Multimedia*, page 695–703. Association for Computing Machinery, 2021. 1
- [17] Haoyu Zhang, Meng Liu, Yuhong Li, Ming Yan, Zan Gao, Xiaojun Chang, and Liqiang Nie. Attribute-guided collaborative learning for partial person re-identification. *IEEE Transactions on Pattern Analysis and Machine Intelligence*, 45(12):14144–14160, 2023. 2
- [18] Haoyu Zhang, Meng Liu, Yaowei Wang, Da Cao, Weili Guan, and Liqiang Nie. Uncovering hidden connections: Iterative tracking and reasoning for video-grounded dialog. *arXiv preprint arXiv:2310.07259*, 2023. 4
- [19] Haoyu Zhang, Meng Liu, Zixin Liu, Xuemeng Song, Yaowei Wang, and Liqiang Nie. Multi-factor adaptive vision selection for egocentric video question answering. In *Proceedings of the 41st International Conference on Machine Learning*, pages 59310–59328. PMLR, 2024. 1
- [20] Zhuofan Zong, Guanglu Song, and Yu Liu. Detrs with collaborative hybrid assignments training. In *Proceedings of the IEEE/CVF International Conference on Computer Vision*, pages 6748–6758, 2023. 2