

# Dataless Quadratic Neural Networks for the Maximum Independent Set Problem

Ismail Alkhouri<sup>1,2</sup>, Cedric Le Denmat<sup>3</sup>, Yingjie Li<sup>4</sup>, Cunxi Yu<sup>4</sup>, Jia Liu<sup>3</sup>,  
Rongrong Wang<sup>2</sup>, Alvaro Velasquez<sup>5</sup>

<sup>1</sup>University of Michigan Ann Arbor,

<sup>2</sup>Michigan State University,

<sup>3</sup>The Ohio State University,

<sup>4</sup>University of Maryland College Park,

<sup>5</sup>University of Colorado Boulder

Combinatorial Optimization (CO) addresses many important problems, including the challenging Maximum Independent Set (MIS) problem. Alongside exact and heuristic solvers, differentiable approaches have emerged, often using continuous relaxations of ReLU-based or quadratic objectives. Noting that an MIS in a graph is a Maximum Clique (MC) in its complement, we propose a new quadratic formulation for MIS by incorporating an MC term, improving convergence and exploration. We show that every maximal independent set corresponds to a local minimizer, derive conditions for the MIS size, and characterize stationary points. To solve our non-convex objective, we propose solving parallel multiple initializations using momentum-based gradient descent, complemented by an efficient MIS checking criterion derived from our theory. Therefore, we dub our method as **parallelized Clique-Informed Quadratic Optimization for MIS (pCQO-MIS)**. Our experimental results demonstrate the effectiveness of the proposed method compared to exact, heuristic, sampling, and data-centric approaches. Notably, our method avoids the out-of-distribution tuning and reliance on (un)labeled data required by data-centric methods, while achieving superior MIS sizes and competitive runtime relative to their inference time. Additionally, a key advantage of pCQO-MIS is that, unlike exact and heuristic solvers, the runtime scales only with the number of nodes in the graph, not the number of edges.

## 1. Introduction

In his landmark paper [1], Richard Karp established a connection between Combinatorial Optimization Problems (COPs) and the NP-hard complexity class, implying their inherent computational challenges. Additionally, Richard Karp introduced the concept of reducibility among combinatorial problems that are complete for the complexity class NP.

Although there exists a direct reduction between some COPs – such as the case with the Maximum Independent Set (MIS), Maximum Clique (MC), and Minimum Vertex Cover (MVC) – which allows a solution for one problem to be directly used to solve another, other COPs differ significantly. For example, the case of MIS and the Kidney Exchange Problem (KEP) [2] (or the Travelling Salesman Problem (TSP) [3]) where there is no straightforward reduction between these problems. In this paper, we focus on the MIS problem, one of the most fundamental in combinatorial optimization, with many applications including frequency assignment in wireless networks [4], task scheduling [5], and genome sequencing [6, 7].

The MIS problem involves finding a subset of vertices in a graph  $G = (V, E)$  with maximum cardinality, such that no two vertices in this subset are connected by an edge [8]. In the past few decades, in addition to commercial Integer Programming (IP) solvers (e.g., CPLEX [9], Gurobi [10], and most recently CP-SAT [11]), powerful heuristic methods (e.g., ReduMIS in [12]) have been introduced to tackle the complexities inherent in the MIS problem. Such solvers can be broadly classified

into heuristic algorithms [13], branch-and-bound-based global optimization methods [14], and approximation algorithms [15].

More recently, differentiable approaches have been explored [16]. These approaches fall into two categories: (i) data-driven methods, where a neural network (NN) is trained to fit a distribution over training graphs, and (ii) dataless methods [17, 18]. In both cases, a continuous relaxation of either the MIS Quadratic Unconstrained Binary Optimization (QUBO) or ReLU-based objective functions is employed. Data-driven approaches are known for their unsatisfactory *generalization* performance when faced with graph instances exhibiting structural characteristics different from those in the training dataset [19]. This has also been argued recently in [20]. See Appendix C for detailed discussion about related works.

In this paper, we present a new differentiable dataless solver for the MIS problem based on an improved quadratic optimization formulation, a parallel optimization strategy, and momentum-based gradient descent, which we dub as **parallelized Clique-Informed Quadratic Optimization** for the MIS problem (pCQO-MIS). The contributions of our work are summarized as follows:

1. **MIS Quadratic Formulation with MC Term:** Leveraging the direct relationship between the MIS and MC problems, we propose a novel approach that incorporates an MC term into the continuous relaxation of the MIS quadratic formulation.
2. **Theoretically:**
  - We derive sufficient and necessary condition for the parameter that penalizes the inclusion of adjacent nodes and MC term parameter w.r.t. the MIS size.
  - We show that all local minimizers are binary vectors that sit on the boundary of the box constraints, and establish that all these local minimizers correspond to maximal independent sets.
  - We prove that if non-binary stationary points exist, they are saddle points and not local minimizers, with their existence depending on the graph type and connectivity.
3. **Optimization Strategy:** To improve exploration with our non-convex optimization, we propose the use of GPU parallel processing of several initializations for each graph instance using projected momentum-based gradient descent.
4. **Efficient MIS Checking:** Drawing from our theoretical results on local minimizers and other stationary points, we develop an efficient MIS checking function that significantly accelerates our implementation.
5. **Experimental Validation:** We evaluate our approach on challenging benchmark graph datasets, demonstrating its efficacy. Our method achieves competitive or superior performance compared to state-of-the-art heuristic, exact, and data-driven approaches in terms of MIS size and/or run-time.

## 2. Preliminaries

**Notations:** Consider an undirected graph represented as  $G = (V, E)$ , where  $V$  is the vertex set and  $E \subseteq V \times V$  is the edge set. The cardinality of a set is denoted by  $|\cdot|$ . The number of nodes (resp. edges) is denoted by  $|V| = n$  (resp.  $|E| = m$ ). Unless otherwise stated, for a node  $v \in V$ , we use  $\mathcal{N}(v) = \{u \in V \mid (u, v) \in E\}$  to denote the set of its neighbors. The degree of a node  $v \in V$  is denoted by  $d(v) = |\mathcal{N}(v)|$ , and the maximum degree of the graph by  $\Delta(G)$ . For a subset of nodes  $U \subseteq V$ , we use  $G[U] = (U, E[U])$  to represent the subgraph induced by the nodes in  $U$ , where  $E[U] = \{(u, v) \in E \mid u, v \in U\}$ . Given a graph  $G$ , its complement is denoted by  $G' = (V, E')$ , where  $E' = V \times V \setminus E$  is the set of all the edges between nodes that are not connected in  $G$ . Consequently, if  $|E'| = m'$ , then  $m + m' = n(n-1)/2$  represents the number of edges in the complete graph on  $V$ . For any  $v \in V$ ,  $\mathcal{N}'(v) = \{u \in V \mid (u, v) \in E'\}$  denotes the neighbour set of  $v$  in the complement graph  $G' = (V, E')$ . The graph adjacency matrix of graph  $G$  is denoted by  $\mathbf{A}_G \in \{0, 1\}^{n \times n}$ . We use  $\mathbf{I}$  to denote the identity matrix. The element-wise product of two matrices  $\mathbf{A}$  and  $\mathbf{B}$  is denoted by  $\mathbf{A} \circ \mathbf{B}$ . The trace of a matrix  $\mathbf{A}$  is denoted by  $\text{tr}(\mathbf{A})$ . We use  $\text{diag}(\mathbf{A})$  to denote the diagonal of  $\mathbf{A}$ . For any

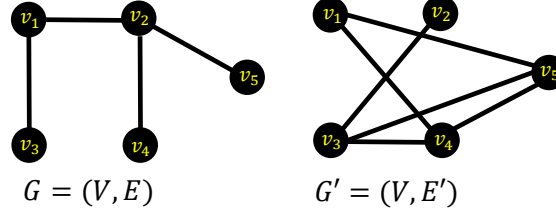


Figure 1: A graph  $G$  (left) and its complement graph  $G'$  (right): Sets  $\text{MIS}_1 = \{v_1, v_4, v_5\}$  and  $\text{MIS}_2 = \{v_3, v_4, v_5\}$  correspond to a maximum independent set in  $G$  and an MC in  $G'$ . Set  $\text{MaxIS} = \{v_2, v_3\}$  corresponds to a maximal independent set as its not of maximum cardinality, whereas set  $\text{IS} = \{v_1, v_4\}$  is an independent set as  $v_5$  can be included in the set.

positive integer  $n$ ,  $[n] := \{1, \dots, n\}$ . The vector (resp. matrix) of all ones and size  $n$  (resp.  $n \times n$ ) is denoted by  $\mathbf{e}_n$  (resp.  $\mathbf{J}_n = \mathbf{e}_n \mathbf{e}_n^T$ ). For any vector  $\mathbf{x}$ ,  $\mathbf{x}^T \mathbf{x} = \|\mathbf{x}\|_2^2$  and  $\|\mathbf{x}\|_1^2 = \mathbf{x}^T \mathbf{J}_n \mathbf{x}$ . Furthermore, we use  $\mathbb{1}(\cdot)$  to denote the indicator function that returns 1 (resp. 0) when its argument is True (resp. False).

**Problem Statement:** In this paper, we consider the NP-hard problem of obtaining the maximum independent set (MIS). Next, we formally define MIS and the complementary Maximum Clique (MC) problems.

**Definition 1** (MIS Problem). *Given an undirected graph  $G = (V, E)$ , the goal of MIS is to find a subset of vertices  $\mathcal{I} \subseteq V$  such that  $E([\mathcal{I}]) = \emptyset$ , and  $|\mathcal{I}|$  is maximized.*

**Definition 2** (MC Problem). *Given an undirected graph  $G = (V, E)$ , the goal of MC is to find a subset of vertices  $\mathcal{C} \subseteq V$  such that  $G[\mathcal{C}]$  is a complete graph, and  $|\mathcal{C}|$  is maximized.*

For the MC problem, the MIS of a graph is an MC of the complement graph [1]. This means that  $\mathcal{I}$  in  $G$  is equivalent to  $\mathcal{C}$  in  $G'$ . Given a graph  $G$ , if  $\mathcal{I}$  is a Maximal Independent Set (MaxIS), then  $E([\mathcal{I}]) = \emptyset$ , but  $|\mathcal{I}|$  is not necessarily the largest in  $G$ . If  $\mathcal{I}$  is an Independent Set (IS), then  $E([\mathcal{I}])$  is an empty set, but there exists at least one  $v \notin \mathcal{I}$  such that  $E([\mathcal{I} \cup \{v\}]) = \emptyset$ . See Figure 1 for an example.

Let each entry of the binary vector  $\mathbf{z} \in \{0, 1\}^n$  corresponds to a node  $v \in V$ , and is denoted by  $\mathbf{z}_v \in \{0, 1\}$ . An integer linear program (ILP) for MIS can be formulated as follows [21]:

$$\max_{\mathbf{z} \in \{0, 1\}^n} \sum_{v \in V} \mathbf{z}_v \quad \text{s.t.} \quad \mathbf{z}_v + \mathbf{z}_u \leq 1, \forall (v, u) \in E. \quad (1)$$

The following Quadratic Unconstrained Binary Optimization (QUBO) in (2) (with an optimal solution that is equivalent to the optimal solution of the above ILP) can also be used to formulate the MIS problem [22]:

$$\max_{\mathbf{z} \in \{0, 1\}^n} \mathbf{e}_n^T \mathbf{z} - \frac{\gamma_Q}{2} \mathbf{z}^T \mathbf{A}_G \mathbf{z}, \quad (2)$$

where  $\gamma_Q > 0$  a parameter that penalizes the selection of two nodes with an edges connecting them. In [23], it was shown that  $\gamma_Q > 1$  is sufficient and necessary condition for local minimizers to correspond to binary vectors.

### 3. Clique-Informed Differentiable Quadratic MIS Optimization

In this section, we first introduce our clique-Informed quadratic optimization (CQO) for the MIS problem. Then, we present theoretical insights into the objective function, followed by describing our parallelized optimization strategy with MGD.

#### 3.1. Optimization Formulation

Our proposed optimization is

$$\min_{\mathbf{x} \in [0, 1]^n} f(\mathbf{x}) := -\mathbf{e}_n^T \mathbf{x} + \frac{\gamma}{2} \mathbf{x}^T \mathbf{A}_G \mathbf{x} - \frac{\gamma'}{2} \mathbf{x}^T \mathbf{A}_{G'} \mathbf{x}, \quad (3)$$

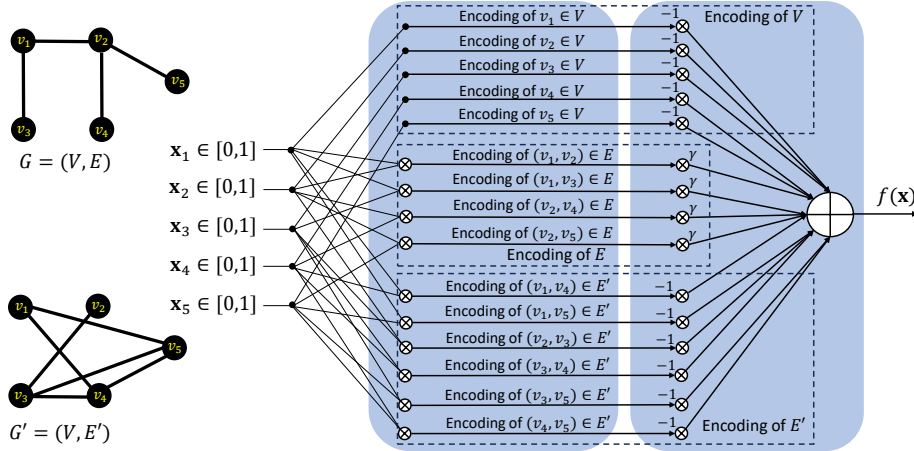


Figure 2: Graph  $G$  (left) and its corresponding dataless quadratic neural network (right).

where  $\gamma > 1$ , similar to  $\gamma_Q$  in (2), is the edges penalty parameter, and the third term is the MC term that we propose to use in this paper with parameter  $\gamma' \geq 1$ , introduced to discourage sparsity in the solution. Function  $f(\mathbf{x})$  can also be written as

$$f(\mathbf{x}) := - \sum_{v \in V} \mathbf{x}_v + \gamma \sum_{(u,v) \in E} \mathbf{x}_v \mathbf{x}_u - \gamma' \sum_{(u,v) \in E'} \mathbf{x}_v \mathbf{x}_u.$$

Using the fact  $\mathbf{A}_{G'} = \mathbf{J}_n - \mathbf{I} - \mathbf{A}_G$  in (3), our proposed function can be also rewritten as

$$f(\mathbf{x}) = -\mathbf{e}_n^T \mathbf{x} + \frac{\gamma + \gamma'}{2} \mathbf{x}^T \mathbf{A}_G \mathbf{x} + \frac{\gamma'}{2} (\|\mathbf{x}\|_2^2 - \|\mathbf{x}\|_1^2). \quad (4)$$

In particular, we incorporate the edges-penalty parameter  $\gamma$  that scales the influence of the edges of the graph  $G$  on the optimization objective. The third term is informed by the complementary relation between the MIS and MC problems.

The rationale behind the third term  $-\frac{\gamma'}{2} \mathbf{x}^T \mathbf{A}_{G'} \mathbf{x}$  in (3) (corresponding to the edges of the complement graph  $G'$ ) is to (i) encourage the optimizer to select two nodes with no edge connecting them in  $G$  (implying an edge in  $G'$ ), and (ii) discourage sparsity as shown in the last term of (4).

Let  $\mathbf{z}^*$  be a binary minimizer of (3) with  $\mathcal{I}(\mathbf{z}^*) = \{v \in V : \mathbf{z}_v^* = 1\}$  and  $|\mathcal{I}(\mathbf{z}^*)| = k$ , then  $f(\mathbf{z}^*) = -\sum_{v \in V} \mathbb{1}(\mathbf{z}_v^* = 1) - \gamma' |E'(\mathcal{I}(\mathbf{z}^*))|$ . This includes the first and third terms only as there are not any edges connecting any two nodes in  $\mathcal{I}(\mathbf{z}^*)$ .

**Remark 1.** Given that the number of non-zero entries in  $\mathbf{A}_G$  is  $2m$ , then the computational cost of the QUBO formulation in (2) is  $\mathcal{O}(mn)$ , which is the same computational cost of our proposed function as (4) is equivalent to (3).

The proposed objective in (3) corresponds to a dataless quadratic neural networks (dQNN), illustrated in Figure 2 (right). Here, the dQNN comprises two fully connected layers. The initial activation-free layer encodes information about the nodes (top  $n = 5$  connections), edges of  $G$  (middle  $m = 4$  connections), and edges of  $G'$  (bottom  $m' = 6$  connections), all without a bias vector. The subsequent fully connected layer is an activation-free layer performing a vector dot-product between the fixed weight vector (with  $-1$  corresponding to the nodes and edges of  $G'$  and the edges-penalty parameter  $\gamma$ ), and the output of the first layer.

### 3.2. Theoretical Insights

In this subsection, we examine the constant hessian of  $f(\mathbf{x})$  in (3), and provide the necessary and sufficient condition for  $\gamma$  and  $\gamma'$  for any MIS to correspond to local minimizers of (3). Moreover, we also provide a sufficient condition for all local minimizers of (3) to be associated with a MIS. Additionally, we show the existence of a non-binary stationary point. We relegate the detailed proofs to Appendix A.

**Definition 3** (MIS vector). *Given a graph  $G = (V, E)$ , a binary vector  $\mathbf{x} \in \{0, 1\}^n$  is called a MIS vector if there exists a MIS  $\mathcal{I}$  of  $G$  such that  $\mathbf{x}_i = 1$  for all  $i \in \mathcal{I}$ , and  $\mathbf{x}_i = 0$  for all  $i \notin \mathcal{I}$ .*

**Lemma 1.** *For any non-complete graph  $G$ , the constant hessian of  $f(\mathbf{x})$  in (3) is always a non-PSD matrix.*

*Proof Sketch:* Here, we show that the hessian is a non PSD matrix by showing that for any MIS vector  $\mathbf{x}$ , the condition  $\mathbf{x}^T(\gamma \mathbf{A}_G - \gamma' \mathbf{A}_{G'})\mathbf{x} \geq 0$  is not satisfied. The result in Lemma 1 indicates that our quadratic optimization problem is always non-convex for any non-complete graph.

**Theorem 1** (Necessary and Sufficient Condition on  $\gamma$  and  $\gamma'$  for MIS vectors to be local minimizers of (3)). *Given an arbitrary graph  $G = (V, E)$  and its corresponding formulation in (4), suppose the size of the largest MIS of  $G$  is  $k$ . Then,  $\gamma \geq \gamma'k + 1$  is necessary and sufficient for all MIS vectors to be local minimizers of (3) for arbitrary graphs.*

*Proof Sketch:* Given an MIS  $\mathcal{I}$  with  $|\mathcal{I}| = k$ , we derive the bound by considering the boundary points enforced by the box-constraints, and the gradient of  $f(\mathbf{x})$  w.r.t. some  $v \in V \setminus \mathcal{I}$ .

**Remark 2.** Theorem 1 provides a guideline for choosing  $\gamma$  and  $\gamma'$ . Note that the MIS set size  $k$  is usually unknown a priori. But we may employ any classical estimate of the MIS size  $k$  to guide the choice of  $\gamma$  and  $\gamma'$  (e.g., we know from [24] that  $k \geq \sum_{v \in V} \frac{1}{1+d(v)}$ ).

Next, we provide further characterizations of the local minimizers of (3).

**Lemma 2.** *All local minimizers of (3) are binary vectors.*

*Proof Sketch:* We prove this by showing that for any coordinates of  $\mathbf{x}$  with non-binary values, one necessary condition for any local minimizer can not be satisfied.

Building on the result of the previous lemma, we provide a stronger condition on  $\gamma$  and  $\gamma'$  that ensures all local minimizers of (4) correspond to a MIS.

**Theorem 2** (Local Minimizers of (3)). *Given graph  $G = (V, E)$  and set  $\gamma > 1 + \gamma' \Delta(G')$ , all local minimizers of (3) are MIS vectors of  $G$ .*

*Proof Sketch:* By Lemma 2, we examine the local minimizers that are binary. With this, we prove that all local minimizers are ISs. Then, we show that any IS, that is not maximal, is not a local minimizer.

**Remark 3.** The assumption  $\gamma > 1 + \gamma' \Delta(G')$  in Theorem 2 is stronger than that in Theorem 1. The trade-off of choosing a large  $\gamma$ -value is that while larger values of  $\gamma$  ensure that only MIS are local minimizers, they also increase the non-convexity of the optimization problem, thereby making it more difficult to solve.

**Remark 4.** Although the proposed constrained quadratic Problem (3) is still NP-hard to solve for the global minimizer, it is a relaxation of the original integer programming problem. It can leverage gradient information, allowing the use of high-performance computational resources and parallel processing to enhance the efficiency and scalability of our approach.

In the following theorem, we provide results regarding points where the gradient of  $f(\mathbf{x})$  is zero.

**Theorem 3** (Non-Extremal Stationary Points). *For any graph  $G$ , assume that there exists a point  $\mathbf{x}'$  such that  $\nabla_{\mathbf{x}} f(\mathbf{x}') = \mathbf{0}$ , i.e.,  $\mathbf{x}' = (\gamma \mathbf{A}_G - \gamma' \mathbf{A}_{G'})^{-1} \mathbf{e}_n$ . Then  $\mathbf{x}'$  is not a local minimizer of (3) and therefore does not correspond to a MIS.*

*Proof Sketch:* We show that its not a local minimizer by showing that it can not be binary, building upon the result on Lemma 2.

**Remark 5.** The above theorem suggests that while there may still exist a non-binary stationary point  $\mathbf{x}'$ , it is a *saddle point*, not a local minimizer, as indicated by the gradient being zero and by Lemma 1. Momentum-based Gradient Descent (MGD) is typically effective at escaping saddle points and converging to local minimizers, which motivates its use in pCQO-MIS. Furthermore, we observe that this specific saddle point is never encountered in our empirical evaluations and that it depends on the structure of the graph. In many cases, it lies outside the box constraints, depending on the graph's density. Further discussion is provided in Appendix B.

### 3.3. Optimization Strategy

Given the highly non-convex nature of our optimization problem, in this section, we present our pCQO-MIS method for obtaining efficient MISs<sup>1</sup>. We first describe the projected MGD used and the parallel initializations. We then present the efficient MIS checking criterion, followed by presenting the algorithm.

#### 3.3.1. Projected Momentum-based Gradient Descent

Our objective function in (3) is highly non-convex which makes finding the global minimizer(s) a challenging task. However, first-order gradient-based optimizers are effective for finding a local minimizer given an initialization in  $[0, 1]^n$ . Due to the full differentiability of our objective in (3), where the gradient vector is

$$\mathbf{g}(\mathbf{x}) := \nabla_{\mathbf{x}} f(\mathbf{x}) = -\mathbf{e}_n + (\gamma \mathbf{A}_G - \gamma' \mathbf{A}_{G'}) \mathbf{x}, \quad (5)$$

MGD empirically proves to be computationally highly efficient. Define  $\mathbf{v}, \beta \in [0.5, 1)$ , and  $\alpha > 0$  as MGD's velocity vector, momentum parameter, and optimization step size, respectively. Then, the updates of projected MGD [26] are

$$\mathbf{v} \leftarrow \beta \mathbf{v} + \alpha \mathbf{g}(\mathbf{x}), \quad (6)$$

$$\mathbf{x} \leftarrow \text{Proj}_{[0,1]^n}(\mathbf{x} - \mathbf{v}). \quad (7)$$

We employ the updates in (6) following our empirical observation that fixed-step-size gradient descent updates for (3) is sensitive to the choice of the step size and often fail to converge to local minimizers due to overshooting. This is our rationale for adopting MGD.

#### 3.3.2. Degree-based Parallel Initializations

For a single graph, we propose to use various points in  $[0, 1]^n$  and execute the updates in (6) in parallel for each. Given a specified number of parallel processes  $M$ , we define  $S_{\text{ini}}$  to denote the set of multiple initializations, where  $|S_{\text{ini}}| = M$ .

Based on the intuition that vertices with higher degrees are less likely to belong to an MIS compared to those with lower degrees [17], we set  $S_{\text{ini}}$  with  $M$  samples drawn from a Gaussian distribution  $\mathcal{N}(\mathbf{m}, \eta \mathbf{I})$ . Here  $\mathbf{m}$  is the mean vector, initially set to  $\mathbf{h}$  as follows:

$$\mathbf{h}_v = 1 - \frac{d(v)}{\Delta(G)}, \forall v \in V, \quad \mathbf{h} \leftarrow \frac{\mathbf{h}}{\max_v \mathbf{h}_v}. \quad (8)$$

$\eta$  is a hyper-parameter that governs the exploration around  $\mathbf{h}$ . After the optimization of every initialization is complete, we apply MIS checking for each, which we discuss next.

#### 3.3.3. Efficient Implementation of MIS Checking

Given a binary vector  $\mathbf{z} \in \{0, 1\}^n$  with  $\mathcal{I}(\mathbf{z}) = \{v \in V : \mathbf{z}_v = 1\}$ , the standard approach to check whether it is an IS and then whether it is a MaxIS involves iterating over all nodes to examine their neighbors. Specifically, this entails verifying that (i) no two nodes  $(v, u) \in E$  with  $\mathbf{z}_v = \mathbf{z}_u = 1$  exist (IS checking), and (ii) there does not exist any  $u \notin \mathcal{I}(\mathbf{z})$  such that  $\forall w \in \mathcal{I}(\mathbf{z}), u \notin \mathcal{N}(w)$  (MaxIS checking). However, as the order and density of the graph increase, the computational time required for this process may become significantly longer.

For IS checking, matrix multiplication can be used to verify whether the condition  $\mathbf{z}^T \mathbf{A}_G \mathbf{z} = 0$  holds as this corresponds to the edges in the graph. If this expression results in a value strictly more than 0, then  $\mathbf{z}$  can be immediately identified as not an IS. Although this approach efficiently applies IS checking, it can not determine whether the IS is maximal.

<sup>1</sup>The work in [25] details the complexity of box-constrained continuous non-convex quadratic optimization problems.

---

**Algorithm 1 p-CQO-MIS.**

---

**Input:** Graph  $G = (V, E)$ , set of initializations  $S_{\text{ini}}$ , number of iterations  $T$  per one initialization, edge-penalty parameter  $\gamma$ , MC term parameter  $\gamma'$ , and MGD parameters: Step size  $\alpha$ , and momentum parameter  $\beta$ .

**Output:** The best obtained MaxIS  $\mathcal{I}^*$  in  $G$

```
01: Initialize  $S_{\text{MaxIS}} = \{\cdot\}$  (Empty set to collect MaxISs)
02: For  $\mathbf{x}[0] \in S_{\text{ini}}$  (Parallel Execution)
03:   Initialize  $\mathbf{v}[0] \leftarrow \mathbf{0}$ 
04:   For  $t \in [T]$ 
05:     Obtain  $\mathbf{v}[t] = \beta \mathbf{v}[t-1] + \alpha \mathbf{g}(\mathbf{x}[t-1])$ 
06:     Obtain  $\mathbf{x}[t] = \text{Proj}_{[0,1]^n}(\mathbf{x}[t-1] - \mathbf{v}[t])$ 
07:     Obtain  $\mathbf{z}[T]$  with  $\mathbf{z}_v[T] = \mathbb{1}(\mathbf{x}_v[T] > 0), \forall v \in V$ 
08:     If  $\mathbb{1}(\mathbf{z}[T] = \text{Proj}_{[0,1]^n}(\mathbf{z}[T] - \alpha \mathbf{g}(\mathbf{z}[T])))$ 
09:       Then  $S_{\text{MaxIS}} \leftarrow S_{\text{MaxIS}} \cup \mathcal{I}(\mathbf{z}[T])$ 
10: Return  $\mathcal{I}^* = \arg\max_{\mathcal{I} \in S_Q} |\mathcal{I}|$ 
```

---

In this subsection, based on the characteristics of the local minimizers and the non-extremal stationary points of (3), discussed in Lemma 2, Theorem 2, and Theorem 3, we propose an efficient implementation to check whether a vector  $\mathbf{x} \in [0, 1]^n$  corresponds to a MaxIS. In particular, in Lemma 2, we demonstrate that all local minimizers are binary. Subsequently, in Theorem 2, we establish that all local minimizers correspond to MaxISs. This implies that all binary stationary points in our box-constrained optimization in (4) are local minimizers located at the boundary of  $[0, 1]^n$  and correspond to MaxISs. The latter is further elaborated upon in the proof of Theorem 2. To this end, we propose a new MaxIS checking condition that also depends on a single matrix-vector multiplication. Given some  $\mathbf{x} \in [0, 1]^n$ , we first obtain its binary representation as a vector  $\mathbf{z}$ , where  $\mathbf{z}_v = \mathbb{1}(\mathbf{x}_v > 0)$  for all  $v \in V$ . Then, we propose verifying whether the following condition is satisfied.

$$\mathbb{1}(\mathbf{z} = \text{Proj}_{[0,1]^n}(\mathbf{z} - \alpha \mathbf{g}(\mathbf{z}))) . \quad (9)$$

Eq. (9) is a simple projected gradient descent step to check whether  $\mathbf{z}$  is at the boundary of the box-constraints. If (9) is True, then the MaxIS is

$$\mathcal{I}(\mathbf{z}) := \{v \in V : \mathbf{z}_v = 1\} \quad (10)$$

**Remark 6.** As previously discussed, the work in [23] showed that any binary minimizer of a box-constrained continuous relaxation of (2) corresponds to a MaxIS when  $\gamma_Q > 1$ . This means that verifying whether a binary vector corresponds to a MaxIS using the proposed projected gradient descent step can also be applied using (2) as given in (11).

$$\mathbb{1}(\mathbf{z} = \text{Proj}_{[0,1]^n}(\mathbf{z} + \alpha \mathbf{e}_n - \frac{\alpha \gamma_Q}{2} \mathbf{A}_G \mathbf{z})) . \quad (11)$$

In Section D.2, we show the speedups obtained from using this approach as compared to the standard iterative approach discussed earlier in this subsection.

### 3.3.4. The pCQO-MIS Algorithm

We outline the proposed procedure in Algorithm 1. As shown, the algorithm takes a graph  $G$ , the set of initializations  $S_{\text{ini}}$ , the maximum number of iterations per batch  $T$  (with iteration index  $t$ ), the edge penalty parameter  $\gamma$ , the MC term parameter  $\gamma'$ , step size  $\alpha$ , and momentum parameter  $\beta$  as inputs.

For each initialization vector in set  $S_{\text{ini}}$  and iteration  $t \in [T]$ , Lines 5 to 7 involve updating the optimization variable  $\mathbf{x}[t]$ . After  $T$  iterations, in Lines 8 to 10, the algorithm checks whether the binary representation of  $\mathbf{x}[T]$  corresponds to a MaxIS using (9). Finally, the best-found MaxIS, determined by its cardinality, is returned in Line 10.

After  $M > 1$  optimizations are complete (i.e., when the batch is complete), the set  $S_{\text{ini}}$  is reconstructed, and Algorithm 1 is executed again, depending on the time budget and the availability of the computational resources (number of batches). When Algorithm 1 is executed again, the vector  $\mathbf{v}$  is not re-initialized, but rather maintained from the previous batch. Subsequent runs depend on Sampling from  $\mathcal{N}(\mathbf{m}, \eta \mathbf{I})$  where  $\mathbf{m}$  is set to the optimized vector of the best obtained MaxIS from the previous run.

## 4. Experimental results

### 4.1. Settings, Baselines, & Benchmarks

We code our objective function and the proposed algorithm using C++. For baselines, we utilize Gurobi [10] and the recent Google solver CP-SAT [27] for the ILP in (1), ReduMIS [12], iSCO<sup>2</sup> [28], and four learning-based methods: DIMES [29], DIFUSCO [30], LwD [31], and the GCN method in [32] (commonly referred to as ‘Intel’). We note that, following the analysis in [19], GCN’s code cloning to ReduMIS is disabled, which was also done in [29, 30]. To show the impact of the MC term, we include the results of pCQO-MIS without the third term (i.e.,  $\gamma' = 0$ ) which we term pQO-MIS.

Aligned with recent SOTA methods (DIMES, DIFUSCO, and iSCO), we employ the Erdos-Renyi (ER) [33] graphs from [29] and the SATLIB graphs from [34] as benchmarks. The ER dataset<sup>3</sup> consists of 128 graphs with 700 to 800 nodes and  $p = 0.15$ , where  $p$  is the probability of edge creation. The SATLIB dataset consists of 500 graphs (with at most 1,347 nodes and 5,978 edges). Additionally, the GNM random graph generator function of NetworkX [35] is utilized for our scalability experiment in Section 4.3. Results for the DIMACS [36] dataset are included in Appendix D.1.

For pCQO-MIS, the parameters are set as given in Table 6 of Appendix D.5. Our code is available online<sup>4</sup>. Further implementation details and results are provided in Appendix D.

### 4.2. ER and SATLIB Benchmark Results

Here, we present the results of pCQO-MIS alongside the considered baselines, using the SATLIB and ER benchmarks. These results are measured in terms of average MIS size across the graphs in the dataset and the total sequential run-time (in minutes) required to obtain the results for all the graphs. Results are given in Table 1, where the last 4 rows show the pCQO-MIS results for different run-times. We note that the ER results from the exact solvers are limited to 30 seconds per graph to ensure total run-times that are comparable to those of other methods. In what follows, we provide observations on these results.

- All learning-based methods, except for GCN, require training a separate network for each graph dataset, as shown in the third and sixth columns of Table 1, highlighting their generalization limitations. In contrast, our method is more generalizable, requiring only the tuning of hyper-parameters for each set of graphs. See also the results in Appendix D.4.
- When compared to learning-based approaches, our method outperforms all baseline methods in terms of MIS size, all without requiring any training data. We note that the reported run times for learning-based methods exclude training time, which can vary depending on several factors, including graph size, available computing resources, the number of data points, and the specific neural network architecture used. In under 6 minutes (which is shorter than the inference time of any learning-based method), pCQO-MIS reports larger MIS sizes than any learning method. Furthermore, our approach does not rely on additional techniques such as Greedy Decoding [39] and Monte Carlo Tree Search [40].

<sup>2</sup><https://github.com/google-research/discs>

<sup>3</sup><https://github.com/DIMESTeam/DIMES>

<sup>4</sup><https://anonymous.4open.science/r/pCQO-MIS/README.md>



Method	Type	Dataset: SATLIB			Dataset: ER		
		Training Data	MIS Size ( $\uparrow$ )	Run-time ( $\downarrow$ )	Training Data	MIS Size ( $\uparrow$ )	Run-time ( $\downarrow$ )
ReduMIS [12]	Heuristics	×	<b>425.96</b>	37.58	×	44.87	52.13
CP-SAT [27]	Exact	×	<b>425.96</b>	0.56	×	41.15	64
Gurobi [10]	Exact	×	<b>425.96</b>	8.32	×	39.14	64
GCN [32]	SL+G	SATLIB	420.66	<u>23.05</u>	SATLIB	34.86	<u>23.05</u>
LwD [37]	RL+S	SATLIB	422.22	<u>18.83</u>	ER	41.14	<u>6.33</u>
DIMES [29]	RL+TS	SATLIB	423.28	<u>20.26</u>	ER	42.06	<u>12.01</u>
DIFUSCO [30]	RL+G	SATLIB	424.5	<u>8.76</u>	ER	38.83	<u>8.8</u>
DIFUSCO [30]	RL+S	SATLIB	425.13	<u>23.74</u>	ER	41.12	<u>26.27</u>
iSCO [28]	S	×	422.664	"22.35"	×	44.57	"14.88"
pQO-MIS (i.e., $\gamma' = 0$ )	QO	×	412.888	16.964	×	40.398	5.78
pCQO-MIS	QO	×	425.148	56.722	×	<b>45.109</b>	54.766
pCQO-MIS	QO	×	424.686	31.901	×	45.078	40.555
pCQO-MIS	QO	×	424.096	20.3	×	44.969	20.875
pCQO-MIS	QO	×	423.706	16.394	×	44.5	5.563

Table 1: Benchmark dataset results in terms of **average MIS size** and **total sequential run-time** (minutes). RL, SL, G, QO, S, and TS represent Reinforcement Learning, Supervised Learning, Greedy decoding, Quadratic Optimization, Sampling, and Tree Search, respectively. The results of the learning-based methods (other than DIFUSCO) and ReduMIS are sourced from [29] and run using a single NVIDIA A100 40GB GPU and AMD EPYC 7713 CPU. The results of DIFUSCO are sourced from [30] and run using a single NVIDIA V100 GPU and Intel Xeon Gold 6248 CPU. The run-time for learning methods exclude the training time (underlined). The p-CQO-MIS, CP-SAT, and Gurobi results are run using an NVIDIA RTX3070 GPU and Intel I9-12900K CPU. The results for iSCO were produced using an NVIDIA A100 40GB GPU and AMD EPYC 7H12 CPU. We note that the run time reported in iSCO (Table 1 in [28]) is for running multiple graphs in parallel, not a sequential total run time. We evaluated iSCO in the same way. If they are run sequentially, the extrapolated run-time is  $\sim 9000$  minutes for SATLIB and  $\sim 140$  minutes for ER. ReduMIS employs the local search procedure from [38] for multiple rounds, which no other method in the table uses, following the study in [19]. Different run-times for pCQO-MIS correspond to using different number of batches (See Appendix D.6). For more details about the requirements of each method, see Appendix C.1.

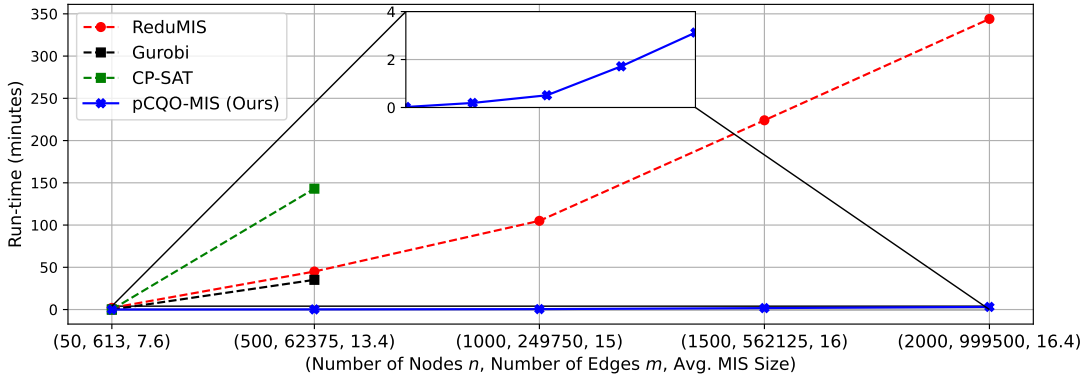


Figure 3: Total run-time in minutes (y-axis) of pCQO-MIS, ReduMIS, CP-SAT, and Gurobi for the GNM graphs with  $n \in \{50, 500, 1000, 1500, 2000\}$ ,  $m = \lceil \frac{n(n-1)}{4} \rceil$ , and the average MIS size of 5 graphs (x-axis). This choice of the number of edges indicates that half of the total possible edges (with respect to the complete graph) exist. Here, we also use an NVIDIA RTX3070 GPU and Intel I9-12900K CPU. For  $n > 500$ , Gurobi and CP-SAT are not included due to excessive run-times.

- When compared to iSCO, our method reports larger MIS sizes while requiring significantly reduced sequential run-time. We note that the iSCO paper [28] reports a lower run time as compared to other methods. This reported run time is achieved by evaluating the test graphs in parallel, in contrast to all other methods that evaluated them sequentially. To fairly compare methods in our experiments, we opted to report sequential test run time only. We conjecture that the extended sequential run-time of iSCO, compared to its parallel run-time, is due to its use of simulated annealing. Because simulated annealing depends on knowing the energy of the previous step when determining the next step, it is inherently more efficient for iSCO to solve many graphs in parallel than in series.

- For SATLIB, which consists of highly sparse graphs, pCQO-MIS falls just short when compared to ReduMIS, Gurobi, and CP-SAT (exact and heuristic solvers). The reason ReduMIS achieves SOTA results here is that it applies a large set of MIS-specific graph reductions, along with the 2-opt local search procedure [38]. pCQO-MIS and other baselines do not apply the 2-opt procedure following the study in [19] where it was conjectured that most methods will converge to the same solutions if this procedure is applied. We note that ReduMIS iteratively applies this heuristic. For denser graphs, most of these graph reductions are not applicable. Gurobi and CP-SAT solve the ILP in (1) where the number of constraints is equal to the number of edges in the graph. This means that Gurobi and CP-SAT are expected to perform better SATLIB, where there are fewer constraints, compared to denser graphs like ER.
- On ER, our method not only reports a larger average MIS size but also generally requires less run-time. Specifically, in 20.71 minutes, our method (pCQO-MIS) achieves better results than ReduMIS, CP-SAT, and Gurobi. In under 55 minutes, we achieve a new record average MIS size of **45.109**. We emphasize that we outperform the SOTA MIS heuristic solver and two commercial solvers<sup>5</sup>.
- Given the same run-time, when comparing the results of pQO-MIS (i.e.,  $\gamma' = 0$ ) and the results of pCQO-MIS, we observe that when the MC term is included, pCQO-MIS reports larger MIS sizes. On average, using the MC term yields nearly 11 (resp. 4) nodes improvement for SATLIB (resp. ER).

### 4.3. Scalability Results

It is well-established that relatively denser graphs pose greater computational challenges compared to sparse graphs. This observation diverges from the trends exhibited by other non-data-centric baselines, which predominantly excel on sparse graphs. We argue that this is due to the applicability of graph reduction techniques such as the LP reduction method in [21], and the unconfined vertices rule [41] (see [12] for a complete list of the graph reduction rules that apply only on sparse graphs). For instance, by simply applying the LP graph reduction technique, the large-scale highly sparse graphs (with several hundred thousand nodes), considered in Table 5 of [32], reduce to graphs of a few thousands nodes with often dis-connected sub-graphs that can be treated independently.

Therefore, the scalability and performance of ReduMIS are significantly dependent on the sparsity of the graph. This dependence emerges from the iterative application of various graph reduction techniques (and the 2-opt local search in [38]) in ReduMIS, specifically tailored for sparse graphs. For instance, the ReduMIS results presented in Table 2 of [31] are exclusively based on very large and highly sparse graphs. This conclusion is substantiated by both the sizes of the considered graphs and the corresponding sizes of the obtained MIS solutions. As such, in this subsection, we investigate the scalability of pCQO-MIS against the SOTA methods: ReduMIS, Gurobi, and CP-SAT on denser graphs. To generate suitably dense graphs, we utilized the NetworkX GNM graph generator with the number of edges set to  $m = \lceil \frac{n(n-1)}{4} \rceil$ . It is important to note that the density of these graphs is significantly higher than those considered in the previous subsection (and most of the previous works). This choice of the number of edges in the GNM graph generator indicate that half of the total possible edges (w.r.t. the complete graph) exist.

Results are provided in Figure 3. As observed, for dense graphs, as the graph size increases, our method requires significantly less run-time compared to all baselines, while reporting the same average MIS size (third entry of the x-axis). For instance, when  $n$  is 500, our method requires less than 12 seconds to solve the 5 graphs, whereas other baselines require 35 minutes or more to achieve the same MIS size. For the case of  $n = 2000$ , our method requires less than 4 minutes whereas ReduMIS requires nearly 350 minutes. These results indicate that, unlike ReduMIS and ILP solvers, the run-time of our method scales only with the number of nodes in the graph, which is a significant improvement.

---

<sup>5</sup>We note that learning-based methods, such as [29, 30], use ReduMIS to label training graphs under the supervised learning setting)

## 5. Conclusion

This study addressed the challenging Maximum Independent Set (MIS) Problem within the domain of Combinatorial Optimization by introducing a clique-informed continuous quadratic formulation. By eliminating the need for any training data, pCQO-MIS distinguishes itself from conventional learning approaches. Utilizing momentum-based gradient descent and a parallel GPU implementation, our straightforward yet effective method demonstrates competitive performance compared to state-of-the-art learning, sampling, and heuristic methods. This research offers a distinctive perspective on approaching discrete optimization problems through a parameter-efficient procedure optimized from the problem structure rather than from datasets.

## References

- [1] Richard M Karp. Reducibility among combinatorial problems. In *Complexity of computer computations*, pages 85–103. Springer, 1972.
- [2] Duncan C McElfresh, Hoda Bidkhori, and John P Dickerson. Scalable robust kidney exchange. In *Proceedings of the AAAI Conference on Artificial Intelligence*, volume 33, pages 1077–1084, 2019.
- [3] George B. Dantzig, Delbert R. Fulkerson, and Selmer M. Johnson. Solution of a large-scale traveling-salesman problem. *Journal of the Operations Research Society of America*, 2(4):393–410, 1954.
- [4] S. Matsui and K. Tokoro. A new genetic algorithm for minimum span frequency assignment using permutation and clique. In *Central Research Institute of Electric Power Industry*, Tokyo, Japan, 2000.
- [5] Duncan Eddy and Mykel J. Kochenderfer. A maximum independent set method for scheduling earth-observing satellite constellations. *Journal of Spacecraft and Rockets*, 58(5):1416–1429, 2021. doi: 10.2514/1.a34931.
- [6] Deborah Joseph, Joao Meidanis, and Prasoon Tiwari. Determining dna sequence similarity using maximum independent set algorithms for interval graphs. In *Algorithm Theory — SWAT ’92*, volume 621 of *Lecture Notes in Computer Science*, pages 326–337. Springer, Berlin, Heidelberg, 1992. doi: 10.1007/3-540-55706-7\_29.
- [7] Katharina Anna Zweig, Michael Kaufmann, Stephan Steigle, and Kay Katja Nieselt. On the maximal cliques in c-max-tolerance graphs and their application in clustering molecular sequences. *Algorithms for Molecular Biology*, 1:9 – 9, 2006. URL <https://api.semanticscholar.org/CorpusID:1208951>.
- [8] Robert Endre Tarjan and Anthony E Trojanowski. Finding a maximum independent set. *SIAM Journal on Computing*, 6(3):537–546, 1977.
- [9] IBM. IBM ILOG CPLEX Optimization Studio. URL <https://www.ibm.com/products/ilog-cplex-optimization-studio>.
- [10] Gurobi. Gurobi Optimization. URL <https://www.gurobi.com>.
- [11] Google, Inc. Google or-tools. 2022. URL <https://developers.google.com/optimization>.
- [12] Sebastian Lamm, Peter Sanders, Christian Schulz, Darren Strash, and Renato F Werneck. Finding near-optimal independent sets at scale. In *2016 Proceedings of the Eighteenth Workshop on Algorithm Engineering and Experiments (ALENEX)*, pages 138–150. SIAM, 2016.
- [13] Takuya Akiba and Yoichi Iwata. Branch-and-reduce exponential/fpt algorithms in practice: A case study of vertex cover. *Theoretical Computer Science*, 609:211–225, 2016.

- [14] Pablo San Segundo, Diego Rodríguez-Losada, and Agustín Jiménez. An exact bit-parallel algorithm for the maximum clique problem. *Computers & Operations Research*, 38(2):571–581, 2011.
- [15] Ravi Boppana and Magnús M Halldórsson. Approximating maximum independent sets by excluding subgraphs. *BIT Numerical Mathematics*, 32(2):180–196, 1992.
- [16] Yoshua Bengio, Andrea Lodi, and Antoine Prouvost. Machine learning for combinatorial optimization: a methodological tour d’horizon. *European Journal of Operational Research*, 290(2):405–421, 2021.
- [17] Ismail R Alkhouri, George K Atia, and Alvaro Velasquez. A differentiable approach to the maximum independent set problem using dataless neural networks. *Neural Networks*, 155:168–176, 2022.
- [18] Martin JA Schuetz, J Kyle Brubaker, and Helmut G Katzgraber. Combinatorial optimization with physics-inspired graph neural networks. *Nature Machine Intelligence*, 4(4):367–377, 2022.
- [19] Maximilian Böther, Otto Kißig, Martin Taraz, Sarel Cohen, Karen Seidel, and Tobias Friedrich. What’s wrong with deep learning in tree search for combinatorial optimization. *arXiv preprint arXiv:2201.10494*, 2022.
- [20] David Gamarnik. Barriers for the performance of graph neural networks (gnn) in discrete random structures. *Proceedings of the National Academy of Sciences*, 120(46):e2314092120, 2023.
- [21] George L Nemhauser and Leslie Earl Trotter. Vertex packings: Structural properties and algorithms. *Mathematical Programming*, 8(1):232–248, 1975.
- [22] Panos M Pardalos and Gregory P Rodgers. A branch and bound algorithm for the maximum clique problem. *Computers & operations research*, 19(5):363–375, 1992.
- [23] Foad Mahdavi Pajouh, Balabhaskar Balasundaram, and Oleg A Prokopyev. On characterization of maximal independent sets via quadratic optimization. *Journal of Heuristics*, 19:629–644, 2013.
- [24] Victor K Wei. A lower bound on the stability number of a simple graph. Technical report, Bell Laboratories Technical Memorandum Murray Hill, NJ, USA, 1981.
- [25] Samuel Burer and Adam N Letchford. On nonconvex quadratic programming with box constraints. *SIAM Journal on Optimization*, 20(2):1073–1089, 2009.
- [26] Boris T Polyak. Some methods of speeding up the convergence of iteration methods. *USSR Computational Mathematics and Mathematical Physics*, 4(5):1–17, 1964.
- [27] Laurent Perron and Frédéric Didier. Cp-sat. URL [https://developers.google.com/optimization/cp/cp\\_solver/](https://developers.google.com/optimization/cp/cp_solver/).
- [28] Haoran Sun, Katayoon Goshvadi, Azade Nova, Dale Schuurmans, and Hanjun Dai. Revisiting sampling for combinatorial optimization. In *International Conference on Machine Learning*, pages 32859–32874. PMLR, 2023.
- [29] Ruizhong Qiu, Zhiqing Sun, and Yiming Yang. Dimes: A differentiable meta solver for combinatorial optimization problems. *Advances in Neural Information Processing Systems*, 35:25531–25546, 2022.
- [30] Zhiqing Sun and Yiming Yang. Difusco: Graph-based diffusion solvers for combinatorial optimization. *arXiv preprint arXiv:2302.08224*, 2023.
- [31] Sungsoo Ahn, Younggyo Seo, and Jinwoo Shin. Learning what to defer for maximum independent sets. In *International Conference on Machine Learning*, pages 134–144. PMLR, 2020.

- [32] Zhuwen Li, Qifeng Chen, and Vladlen Koltun. Combinatorial optimization with graph convolutional networks and guided tree search. In *NeurIPS*, 2018.
- [33] Paul Erdos, Alfréd Rényi, et al. On the evolution of random graphs. *Publ. Math. Inst. Hung. Acad. Sci*, 5(1):17–60, 1960.
- [34] Holger H Hoos and Thomas Stützle. Satlib: An online resource for research on sat. *Sat*, 2000: 283–292, 2000.
- [35] Aric A. Hagberg, Daniel A. Schult, and Pieter J. Swart. Exploring network structure, dynamics, and function using networkx. In Gaël Varoquaux, Travis Vaught, and Jarrod Millman, editors, *Proceedings of the 7th Python in Science Conference*, pages 11 – 15, Pasadena, CA USA, 2008.
- [36] David S Johnson and Michael A Trick. *Cliques, coloring, and satisfiability: second DIMACS implementation challenge, October 11-13, 1993*, volume 26. American Mathematical Soc., 1996.
- [37] Sungsoo Ahn, Younggyo Seo, and Jinwoo Shin. Learning what to defer for maximum independent sets. In Hal Daumé III and Aarti Singh, editors, *Proceedings of the 37th International Conference on Machine Learning*, volume 119 of *Proceedings of Machine Learning Research*, pages 134–144. PMLR, 13–18 Jul 2020. URL <https://proceedings.mlr.press/v119/ahn20a.html>.
- [38] Diogo V Andrade, Mauricio GC Resende, and Renato F Werneck. Fast local search for the maximum independent set problem. *Journal of Heuristics*, 18(4):525–547, 2012.
- [39] Alexandros Graikos, Nikolay Malkin, Nebojsa Jojic, and Dimitris Samaras. Diffusion models as plug-and-play priors. *Advances in Neural Information Processing Systems*, 35:14715–14728, 2022.
- [40] Zhang-Hua Fu, Kai-Bin Qiu, and Hongyuan Zha. Generalize a small pre-trained model to arbitrarily large tsp instances. In *Proceedings of the AAAI conference on artificial intelligence*, volume 35, pages 7474–7482, 2021.
- [41] Mingyu Xiao and Hiroshi Nagamochi. Confining sets and avoiding bottleneck cases: A simple maximum independent set algorithm in degree-3 graphs. *Theoretical Computer Science*, 469:92–104, 2013.
- [42] Hanjun Dai, Bo Dai, and Le Song. Discriminative embeddings of latent variable models for structured data. In *International conference on machine learning*, pages 2702–2711. PMLR, 2016.
- [43] David P Williamson and David B Shmoys. *The design of approximation algorithms*. Cambridge university press, 2011.
- [44] Piotr Berman and Georg Schnitger. On the complexity of approximating the independent set problem. *Information and Computation*, 96(1):77–94, 1992.
- [45] Michaël Defferrard, Xavier Bresson, and Pierre Vandergheynst. Convolutional neural networks on graphs with fast localized spectral filtering. *Advances in neural information processing systems*, 29:3844–3852, 2016.
- [46] Jonathan Ho, Ajay Jain, and Pieter Abbeel. Denoising diffusion probabilistic models. *Advances in neural information processing systems*, 33:6840–6851, 2020.
- [47] Hanjun Dai, Elias B Khalil, Yuyu Zhang, Bistra Dilkina, and Le Song. Learning combinatorial optimization algorithms over graphs. In *Proceedings of the 31st International Conference on Neural Information Processing Systems*, pages 6351–6361, 2017.
- [48] John Schulman, Filip Wolski, Prafulla Dhariwal, Alec Radford, and Oleg Klimov. Proximal policy optimization algorithms. *arXiv preprint arXiv:1707.06347*, 2017.
- [49] Yuma Ichikawa. Controlling continuous relaxation for combinatorial optimization. *arXiv preprint arXiv:2309.16965*, 2023.

- [50] Katayoon Goshvadi, Haoran Sun, Xingchao Liu, Azade Nova, Ruqi Zhang, Will Grathwohl, Dale Schuurmans, and Hanjun Dai. Discs: A benchmark for discrete sampling. *Advances in Neural Information Processing Systems*, 36, 2024.
- [51] Haoran Sun, Hanjun Dai, Wei Xia, and Arun Ramamurthy. Path auxiliary proposal for mcmc in discrete space. In *International Conference on Learning Representations*, 2021.
- [52] Raffaele Marino, Lorenzo Buffoni, and Bogdan Zavalnij. A short review on novel approaches for maximum clique problem: from classical algorithms to graph neural networks and quantum algorithms. *arXiv preprint arXiv:2403.09742*, 2024.

---

## Appendix

---

In this appendix, we first present detailed proofs in Appendix A, followed by a study on the feasibility of saddle points in Appendix B. Next, we review previous MIS solvers in Appendix C, and provide additional experimental results and details in Appendix D.

### A. Proofs

We begin by re-stating our main optimization problem:

$$\min_{\mathbf{x} \in [0,1]^n} f(\mathbf{x}) := - \sum_{v \in V} \mathbf{x}_v + \gamma \sum_{(u,v) \in E} \mathbf{x}_v \mathbf{x}_u - \gamma' \sum_{(u,v) \in E'} \mathbf{x}_v \mathbf{x}_u = -\mathbf{e}_n^T \mathbf{x} + \frac{\gamma}{2} \mathbf{x}^T \mathbf{A}_G \mathbf{x} - \frac{\gamma'}{2} \mathbf{x}^T \mathbf{A}_{G'} \mathbf{x}. \quad (12)$$

The gradient of (12) is:

$$\nabla_{\mathbf{x}} f(\mathbf{x}) = -\mathbf{e}_n + (\gamma \mathbf{A}_G - \gamma' \mathbf{A}_{G'}) \mathbf{x}. \quad (13)$$

For some  $v \in V$ , we have

$$\frac{\partial f(\mathbf{x})}{\partial \mathbf{x}_v} = -1 + \gamma \sum_{u \in \mathcal{N}(v)} \mathbf{x}_u - \gamma' \sum_{u \in \mathcal{N}'(v)} \mathbf{x}_u \quad (14)$$

#### A.1. Proof of Lemma 1

**Re-statement:** For any non-complete graph  $G$ , the constant hessian of  $f(\mathbf{x})$  in (12) is always a non-PSD matrix.

*Proof.* From (12), the hessian is  $(\gamma \mathbf{A}_G - \gamma' \mathbf{A}_{G'})$  and is independent of  $\mathbf{x}$ . If  $(\gamma \mathbf{A}_G - \gamma' \mathbf{A}_{G'})$  is PSD, then, by definition of PSD matrices, we must have

$$\mathbf{x}^T (\gamma \mathbf{A}_G - \gamma' \mathbf{A}_{G'}) \mathbf{x} \geq 0, \forall \mathbf{x} \in [0, 1]^n, \quad (15)$$

which is not possible as for any  $\mathbf{x}_0$  that corresponds to a MaxIS, we have  $\mathbf{x}_0^T (\gamma \mathbf{A}_G) \mathbf{x}_0 = 0$  (no edges in MaxIS w.r.t.  $G$ ) and  $\gamma' \mathbf{x}_0^T \mathbf{A}_{G'} \mathbf{x}_0 < 0$  (a MaxIS in  $G$  is a maximal clique in  $G'$ ).  $\square$

#### A.2. Proof of Theorem 1

**Re-statement:** Given an arbitrary graph  $G = (V, E)$  and its corresponding formulation in (12), suppose the size of any MIS of  $G$  is  $k$ . Then,  $\gamma \geq \gamma' k + 1$  is necessary and sufficient for all MaxIS vectors to be local minimizers of (12) for arbitrary graphs.

*Proof.* Let  $\mathcal{I}$  be a MaxIS. Define the vector  $\mathbf{x}^{\mathcal{I}}$  such that it contains 1's at positions corresponding to the nodes in the set  $S$ , and 0's at all other positions. For any MaxIS to be a local minimizer of (12), it is sufficient and necessary to require that

$$\frac{\partial f(\mathbf{x})}{\partial \mathbf{x}_v} \geq 0, \quad \forall v \notin \mathcal{I} \text{ and} \quad (16)$$

$$\frac{\partial f(\mathbf{x})}{\partial \mathbf{x}_v} \leq 0, \quad \forall v \in \mathcal{I}. \quad (17)$$

Here,  $\mathbf{x}_v$  is the element of  $\mathbf{x}$  at the position corresponding to the node  $v$ . (16) is derived because if  $v \notin \mathcal{I}$ , then  $\mathbf{x}_v^{\mathcal{I}} = 0$  (by the definition of  $\mathbf{x}^{\mathcal{I}}$ ) so it is at the left boundary of the interval  $[0, 1]$ . For the left boundary point to be a local minimizer, it requires the derivative to be non-negative (i.e., moving towards the right only increases the objective). Similarly, when  $v \in \mathcal{I}$ ,  $\mathbf{x}_v^{\mathcal{I}} = 1$ , is at the right boundary for (17), at which the derivative should be non-positive.

The derivative of  $f$  computed in (14) can be rewritten as

$$\frac{\partial f(\mathbf{x})}{\partial \mathbf{x}_v} = -1 + \gamma m_v - \gamma' \ell_v, \quad \forall v \notin \mathcal{I}, \quad (18)$$

where  $m_v := |\{u \in \mathcal{N}(v) \cap \mathcal{I}\}|$  is the number of neighbours of  $v$  in  $\mathcal{I}$  and  $\ell_v$  is the number of non-neighbours of  $v$  in  $\mathcal{I}$  i.e.,  $\ell_v := |\{u \in \mathcal{N}'(v) \cap \mathcal{I}\}|$  where  $\mathcal{N}'(v) = \{u : (u, v) \in E'\}$ . By this definition, we immediately have  $1 \leq m_v \leq |\mathcal{I}|$  and  $0 \leq \ell_v \leq |\mathcal{I}|$ , where the upper and lower bounds for  $m_v$  and  $\ell_v$  are all attainable by some special graphs. Note that the lower bound of  $m_v$  is 1, and that is due the fact that  $\mathcal{I}$  is a MaxIS, so any other node (say  $v$ ) will have at least 1 edge connected to a node in  $\mathcal{I}$ .

Plugging (18) into (16), we obtain

$$\gamma \geq \frac{1 + \gamma' \ell_v}{m_v} \quad (19)$$

Since we're seeking a universal  $\gamma$  for all the graphs, we must set  $m_v$  to its lowest possible value, 1, and  $\ell_v$  to its highest possible value  $k$  (both are attainable by some graphs), and still requires  $\gamma$  to satisfy (19). This means it is necessary and sufficient to require  $\gamma \geq \gamma' k + 1$ . In addition, (17) is satisfied unconditionally and therefore does not impose any extra condition on  $\gamma$ .  $\square$

### A.3. Proof of Lemma 2

**Re-statement:** All local minimizers of (12) are binary vectors.

*Proof.* Let  $\mathbf{x}^*$  be any local minimizer of (12), if all the coordinates of  $\mathbf{x}^*$  are either 0 or 1, then  $\mathbf{x}^*$  is binary and the proof is complete, otherwise, at least one coordinate of  $\mathbf{x}^*$  is in the interior  $(0, 1)$  and we aim to prove that this is not possible (i.e. such a non-binary  $\mathbf{x}^*$  cannot exist as a minimizer) by contradiction. We assume the non-binary  $\mathbf{x}^*$  exists, and denote the set of non-binary coordinates as

$$J := \{j : \mathbf{x}_j^* \in (0, 1)\}. \quad (20)$$

Since  $\mathbf{x}^*$  is non-binary,  $J \neq \emptyset$ . Since the objective function  $f(\mathbf{x})$  of (12) is twice differentiable with respect to all  $\mathbf{x}_j$  with  $\mathbf{x}_j \in (0, 1)$ , then a necessary condition for  $\mathbf{x}^*$  to be a local minimizer is that

$$\nabla f(\mathbf{x}^*)|_J = 0, \quad \nabla^2 f(\mathbf{x}^*)|_J \succeq 0,$$

where  $\nabla f(\mathbf{x}^*)|_J$  is the vector  $\nabla f(\mathbf{x}^*)$  restricted to the index set  $J$ , and  $\nabla^2 f(\mathbf{x}^*)|_J$  is the matrix  $\nabla^2 f(\mathbf{x}^*)$  whose row and column indices are both restricted to the set  $J$ .

However, the second necessary condition  $\nabla^2 f(\mathbf{x}^*)|_J \succeq 0$  cannot hold. Because if it does, then we must have  $\text{tr}(\nabla^2 f(\mathbf{x}^*)|_J) > 0$  (the trace cannot strictly equal to 0 as  $\nabla^2 f(\mathbf{x}^*)|_J = \mathbf{I}_J(\gamma \mathbf{A}_G - \gamma' \mathbf{A}_{G'}) \mathbf{I}_J^T \neq 0$ ). However, on the other hand, we have

$$\text{tr}(\nabla^2 f(\mathbf{x}^*)|_J) = \text{tr}(\mathbf{I}_J(\gamma \mathbf{A}_G - \gamma' \mathbf{A}_{G'}) \mathbf{I}_J^T) = 0$$

as the diagonal entries of  $\mathbf{A}_G$  and  $\mathbf{A}_{G'}$  are all 0, which leads to a contradiction. Here  $\mathbf{I}_J$  denotes the identity matrix with row indices restricted to the index set  $J$ .  $\square$

### A.4. Proof of Theorem 2

**Re-statement:** Given graph  $G = (V, E)$  and set  $\gamma \geq 1 + \gamma' \Delta(G')$ , all local minimizers of (12) correspond to a MaxIS in  $G$ .

*Proof.* By lemma 2, we can only consider binary vectors as local minimizers. With this, we first prove that all local minimizers are Independent Sets (ISs). Then, we show that any IS, that is not a maximal IS, is not a local minimizer.

Here, we show that any local minimizer is an IS. By contradiction, assume that vector  $\mathbf{x}$ , by which  $\mathbf{x}_v = \mathbf{x}_w = 1$  such that  $(v, w) \in E$  (a binary vector with an edge in  $G$ ), is a local minimizer. Since



$\mathbf{x}_v = 1$  is at the right boundary of the interval  $[0, 1]$ , for it to be a local minimizer, we must have  $\frac{\partial f}{\partial \mathbf{x}_v} \leq 0$ . Together with (14), this implies

$$-1 + \gamma \sum_{u \in \mathcal{N}(v)} \mathbf{x}_u - \gamma' \sum_{u \in \mathcal{N}'(v)} \mathbf{x}_u \leq 0. \quad (21)$$

Re-arranging (21) yields to

$$\gamma \sum_{u \in \mathcal{N}(v)} \mathbf{x}_u \leq 1 + \gamma' \sum_{u \in \mathcal{N}'(v)} \mathbf{x}_u. \quad (22)$$

Given that  $\gamma \geq 1 + \gamma' \Delta(G')$ , the condition in (22) can not be satisfied even if the LHS attains its minimum value (which is  $\gamma n$ ) and the RHS attains a maximum value. The maximum possible value of the RHS is  $1 + d'(v) = n - d(v)$ , where  $d'(v)$  is the degree of node  $v$  in  $G'$ , and the maximum possible value of  $d'(v)$  is  $\Delta(G')$ . This means that when an edge exists in  $\mathbf{x}$ , it can not be a fixed point. Thus, only ISs are local minimizers.

Here, we show that Independent Sets that are not maximal are not local minimizers. Define vector  $\mathbf{x} \in \{0, 1\}^n$  that corresponds to an IS  $\mathcal{I}(\mathbf{x})$ . This means that there exists a node  $u \in V$  that is not in the IS and is not in the neighbor set of all nodes in the IS. Formally, if there exists  $u \notin \mathcal{I}(\mathbf{x})$  such that  $\forall w \in \mathcal{I}(\mathbf{x}), u \notin \mathcal{N}(w)$ , then  $\mathcal{I}(\mathbf{x})$  is an IS, not a maximal IS. Note that such an  $\mathbf{x}$  satisfies  $\mathbf{x}_u = 0$  and

$$\frac{\partial f}{\partial \mathbf{x}_v} = -1 + \gamma \sum_{u \in \mathcal{N}(v)} \mathbf{x}_u - \gamma' \sum_{u \in \mathcal{N}'(v)} \mathbf{x}_u = -1 - \gamma' \sum_{u \in \mathcal{N}'(v)} \mathbf{x}_u < 0, \quad (23)$$

which implies increasing  $\mathbf{x}_u$  can further decrease the function value, contradicting to  $\mathbf{x}$  being a local minimizer. In (23), the second summation is 0 as  $\mathcal{N}(v) \cap \mathcal{I}(\mathbf{x}) = \emptyset$ , which results in  $-(1 + \gamma' \sum_{u \in \mathcal{N}'(v)} \mathbf{x}_u)$  that is always negative. Thus, any binary vector that corresponds to an IS that is not maximal is not a local minimizer.  $\square$

### A.5. Proof of Theorem 3

**Re-statement:** For any graph  $G$ , assume that there exists a point  $\mathbf{x}'$  such that  $\nabla_{\mathbf{x}} f(\mathbf{x}') = \mathbf{0}$ , i.e.,  $\mathbf{x}' = (\gamma \mathbf{A}_G - \gamma' \mathbf{A}_{G'})^{-1} \mathbf{e}_n$ . Then,  $\mathbf{x}'$  is not a local minimizer of (12) and therefore does not correspond to a MaxIS.

*Proof.* By Lemma 2, we know that all local minimizers are binary. By contradiction, assume that  $\mathbf{x}'$  is a binary local minimizer. Then, the system of equations  $(\gamma \mathbf{A}_G - \gamma' \mathbf{A}_{G'}) \mathbf{x}' = \mathbf{e}_n$  implies that, for all  $v \in V$ , the following equality must be satisfied.

$$\gamma \sum_{u \in \mathcal{N}(v)} \mathbf{x}_u - \gamma' \sum_{u \in \mathcal{N}'(v)} \mathbf{x}_u = 1. \quad (24)$$

If  $\mathbf{x}'$  is binary and corresponds to a MaxIS in the graph, then the first term of (24) is always 0, which reduces (24) to

$$-\gamma' \sum_{u \in \mathcal{N}'(v)} \mathbf{x}_u = 1. \quad (25)$$

Eq.(25) is an equality that can not be satisfied as  $\mathbf{x}'_v \geq 0, \forall v \in V$  and  $\gamma' \geq 1$ . Thus,  $\mathbf{x}'$  is not a local minimizer.  $\square$

## B. Empirical Observations on the non-Extremal Stationary Point $\mathbf{x}'$

In this section, we empirically demonstrate how the non-extremal stationary point  $\mathbf{x}'$ , analyzed in Theorem 3, varies with the type of graph. Specifically, we aim to show that, for many types of graphs, this saddle point is outside the box constraints, depending on the graph density. To this

end, we consider GNM and ER graphs with different densities, as well as small and large graphs from the SATLIB dataset.

In Figure 4, we obtain  $\mathbf{x}' = (\gamma \mathbf{A}_G - \gamma' \mathbf{A}_{G'})^{-1} \mathbf{e}_n$  with  $\gamma = n$  and  $\gamma' = 1$  for every considered graph. Each subplot in Figure 4 shows the values of  $\mathbf{x}'_v$  (y-axis) for every node  $v \in V$  (x-axis), with the title specifies the graph used.

As observed, among all the graphs, only the very-high-density GNM graph (with results shown inside the dashed box in Figure 4) has  $\mathbf{x}' \in [0, 1]^n$  (i.e., within the box-constraints of (3)). Note that this graph was generated with  $m = 4945$  where the total number of possible edges in the complete graph with  $n = 100$  is 4950 edges. For all other graphs, we have  $\mathbf{x}' \notin [0, 1]^n$ , as indicated by the values strictly below 0. This means that by applying the projection in (6),  $\mathbf{x}'$  is infeasible.

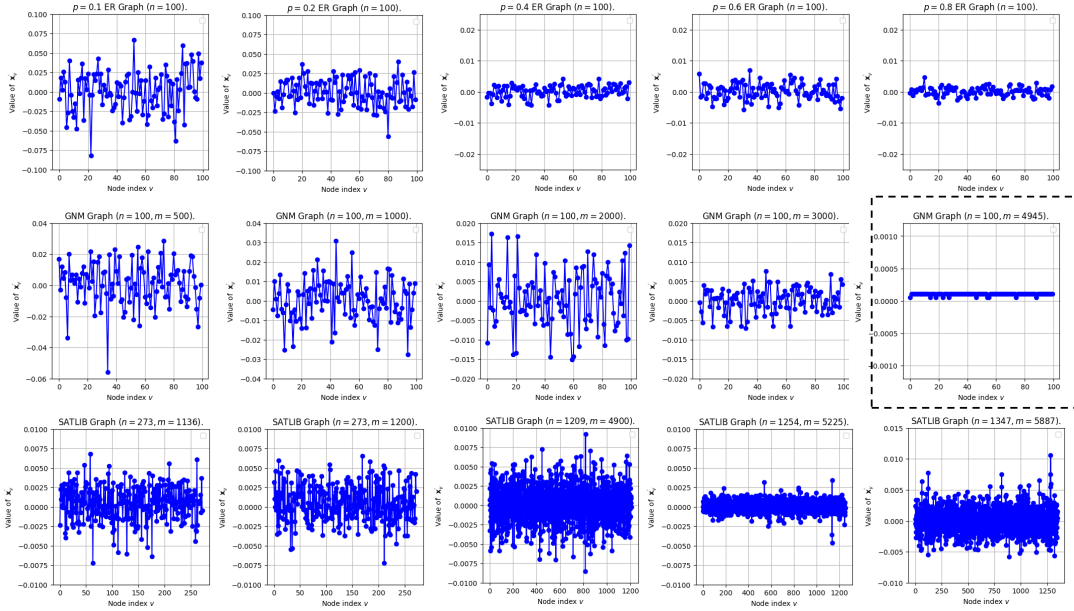


Figure 4: Values of the non-extremal stationary point  $\mathbf{x}'$  (y-axis) w.r.t. every node  $v \in V$  (x-axis) across different ER and GNM graphs as well as small and large SATLIB graphs, as indicated by the title of each subplot. Among all the considered graphs, only the high-density GNM graph, indicated by the dashed square, has  $\mathbf{x}' \in [0, 1]^{100}$ .

## C. Related work

**1) Exact and Heuristic Solvers:** Exact approaches for NP-hard problems typically rely on branch-and-bound global optimization techniques. However, exact approaches suffer from poor scalability, which limits their uses in large MIS problems [42]. This limitation has spurred the development of efficient approximation algorithms and heuristics. For instance, the well-known NetworkX library [35] implements a heuristic procedure for solving the MIS problem [15]. These polynomial-time heuristics often incorporate a mix of sub-procedures, including greedy algorithms, local search sub-routines, and genetic algorithms [43]. However, such heuristics generally cannot theoretically guarantee that the resulting solution is within a small factor of optimality. In fact, inapproximability results have been established for the MIS problem [44].

Among existing MIS heuristics, ReduMIS [12] has emerged as the leading approach. The ReduMIS framework contains two primary components: (i) an iterative application of various graph reduction techniques (e.g., the linear programming (LP) reduction method in [21]) with a stopping rule based on the non-applicability of these techniques; and (ii) an evolutionary algorithm. The ReduMIS algorithm initiates with a pool of independent sets and evolves them through mul-

multiple rounds. In each round, a selection procedure identifies favorable nodes by executing graph partitioning, which clusters the graph nodes into disjoint clusters and separators to enhance the solution. In contrast, our pCQO-MIS approach does *not* require such complex algorithmic operations (e.g., solution combination operation, community detection, and local search algorithms for solution improvement [38]) as used in ReduMIS. More importantly, ReduMIS and ILP solvers scale with the number of nodes and the number of edges (which constraints their application on highly dense graphs), whereas pCQO-MIS only scales w.r.t. the number nodes, as demonstrated in our experimental results (Section 4.3).

**2) Data-Driven Learning-Based Solvers:** Data-driven approaches for the MIS problem can be classified into SL and RL methods. These methods depend on neural networks trained to fit the distribution over (un)labeled training graphs.

A notable SL method is proposed in [32], which combines several components including graph reductions [12], Graph Convolutional Networks (GCN) [45], guided tree search, and the solution improvement local search algorithm [38]. The GCN is trained on SATLIB graphs using their solutions as ground truth labels, enabling the learning of probability maps for the inclusion of each vertex in the optimal solution. Then, a subset of ReduMIS subroutines is used to improve their solution. While the work in [32] reported on-par results to ReduMIS, it was later shown by [19] that setting the GCN parameters to random values performs similarly to using the trained GCN network.

Recently, DIFUSCO was introduced in [30], an approach that integrates Graph Neural Networks (GNNs) with diffusion models [46] to create a graph-based diffusion denoiser. DIFUSCO formulates the MIS problem in the discrete domain and trains a diffusion model to improve a single or a pool of solutions.

RL-based methods have achieved more success in solving the MIS problem when compared to SL methods. In [47], a Deep Q-Network (DQN) is combined with graph embeddings, facilitating the discrimination of vertices based on their influence on the solution and ensuring scalability to larger instances. Meanwhile, the study presented in [31] introduces the Learning What to Defer (LwD) method, an unsupervised deep RL solver resembling tree search, where vertices are iteratively assigned to the independent set. Their model is trained using Proximal Policy Optimization (PPO) [48].

The work in [29] introduces DIMES, which combines a compact continuous space to parameterize the distribution of potential solutions and a meta-learning framework to facilitate the effective initialization of model parameters during the fine-tuning stage that is required for each graph.

It is worth noting that the majority of SL and RL methods are *data-dependent* in the sense that they require the training of a separate network for each dataset of graphs. These data-dependent methods exhibit limited *generalization* performance when applied to out-of-distribution graph data. This weak generalization stems from the need to train a different network for each graph dataset (see columns 3 and 6 in Table 1). An example of the weak generalization of DIFUSCO is given in Appendix D.4. In contrast, our approach differs from SL- and RL-based methods in that it does not rely on any training datasets. Instead, our method utilizes a simple yet effective *graph-encoded* continuous objective function, which is defined solely in terms of the connectivity of a given graph.

**3) Dataless Differentiable Methods:** The method in [17] introduced dataless neural networks (dNNs) tailored for the MIS problem. Notably, their method operates without the need for training data and relies on  $n$  trainable parameters. Their proposed methodology advocates using a ReLU-based continuous objective to solve the MIS problem. However, to scale up and improve their method, graph partitioning and local search algorithms were employed.

The work in [49] introduced a method that optimizes the parameters of a GNN over one graph using a continuous relaxation of (2) with box-constraints.

**4) Discrete Sampling Solvers:** In recent studies, researchers have explored the integration of energy-based models with parallel implementations of simulated annealing to address combina-

torial optimization problems [50] without relying on any training data. For example, in tackling the MIS problem, the work in [28] proposed a solver that combines (i) Path Auxiliary Sampling [51] and (ii) the QUBO formulation in (2). However, unlike pCQO-MIS, these approaches entail prolonged sequential runtime and require fine-tuning of several hyperparameters. Moreover, the energy models utilized in this method for addressing the MIS problem may generate binary vectors that violate the “no edges” constraint inherent to the MIS problem. Consequently, a post-processing procedure becomes necessary.

### C.1. Requirements Comparison with Baselines

In Table 2, we provide an overview comparison of the number of trainable parameters, hyperparameters, and additional techniques needed for each baseline. ReduMIS depends on a large set of graph reductions (see Section 3.1 in [12]) and graph clustering, which is used for solution improvement.

Method	Size	Hyper-Parameters	Additional Techniques/Procedures
ReduMIS	$n$ variables	N/A	Many graph reductions, and graph clustering
Gurobi	$n$ variables	N/A	N/A
CP-SAT	$n$ variables	N/A	N/A
GCN	$\gg n$ trainable parameters	Many as it is learning-based	Tree Search
LwD	$\gg n$ trainable parameters	Many as it is learning-based	Entropy Regularization
DIMES	$\gg n$ trainable parameters	Many as it is learning-based	Tree Search or Sampling Decoding
DIFUSCO	$\gg n$ trainable parameters	Many as it is learning-based	Greedy Decoding or Sampling Decoding
iSCO	$n$ variables	Temperature, Sampler, Chain length	Post Processing for Correction
pCQO-MIS	$n$ trainable parameters	$\alpha, \beta, \gamma, \gamma', T$ , and $\eta$	Degree-based Parallel Initializations

Table 2: Requirements comparison with baselines. For the ILPs (Gurobi and CP-SAT), trainable parameters correspond to  $n$  binary decision variables. ReduMIS is not an optimization method. However, they use  $n$  binary variables, one for each node.

For learning-based methods, although they attempt to ‘fit’ a distribution over training graphs, the parameters of a neural network architecture are optimized during training. This architecture is typically much larger than the number of input coordinates ( $\gg n$ ). For instance, the network used in DIFUSCO consists of 12 layers, each with 5 trainable weight matrices. Each weight matrix is of size  $256 \times 256$ , resulting in 3932160 trainable parameters for the SATLIB dataset (which has at most 1347 nodes). Moreover, this dependence on training a NN introduces several hyper-parameters such as the number of layers, size of layers, choice of activation functions, etc.

It’s important to note that the choice of the sampler in iSCO introduces additional hyper-parameters. For instance, the PAS sampler [51] used in iSCO depends on the choice of the neighborhood function, a prior on the path length, and the choice of the probability of acceptance.

## D. Additional Experiments

### D.1. Results for the DIMACS Dataset

In this section, we evaluate our proposed algorithm using graph instances from the DIMACS datasets. These graph instances have known optimal solutions as listed in the recent MC survey paper [52]. The DIMACS benchmark is part of the second DIMACS Implementation Challenge [36], which focused on problems related to Clique, Satisfiability, and Graph Coloring. The benchmark contains a variety of graphs derived from coding theory, fault diagnosis, and Keller’s conjecture, among others.

For our method, we use the following set of hyper-parameters:  $\alpha = 0.01, \beta = 0.3, \gamma = 500, \gamma' = 1, \eta = 2.25, T = 500$ .

We were able to solve 49 out of the 61 DIMACS graphs we tested within a 30-second time budget per graph, while ReduMIS was able to solve 58 in the same amount of time.

Graph Name	$n$	$m$	Density	Optimal	Our MIS Size	ReduMIS
c-fat500-1	500	120291	0.9600	14	14	14
c-fat500-2	500	115611	0.9267	26	26	26
c-fat200-1	200	18366	0.9229	12	12	12
c-fat200-2	200	16665	0.8374	24	24	24
c-fat500-5	500	101559	0.8141	64	64	64
p_hat300-1	300	33917	0.7562	8	8	8
p_hat1000-1	1000	377247	0.7552	10	10	10
p_hat700-1	700	183651	0.7507	11	11	11
p_hat500-1	500	93181	0.7469	9	9	9
p_hat1500-1	1500	839327	0.7466	12	<b>11</b>	12
hamming6-4	64	1312	0.6508	4	4	4
c-fat500-10	500	78123	0.6262	126	126	126
c-fat200-5	200	11427	0.5742	58	58	58
p_hat300-2	300	22922	0.5111	25	25	25
p_hat1000-2	1000	254701	0.5099	46	46	46
brock200_2	200	10024	0.5037	12	<b>11</b>	12
p_hat700-2	700	122922	0.5024	44	44	44
DSJC1000_5	1000	249674	0.4998	15	15	15
C2000.5	2000	999164	0.4998	16	<b>15</b>	16
sanr400_0.5	400	39816	0.4989	13	13	13
DSJC500_5	500	62126	0.4980	13	13	13
p_hat500-2	500	61804	0.4954	36	36	36
p_hat1500-2	1500	555290	0.4939	65	65	65
johnson8-2-4	28	168	0.4444	4	4	4
brock200_3	200	7852	0.3946	15	<b>14</b>	15
hamming8-4	256	11776	0.3608	16	16	16
keller4	171	5100	0.3509	11	11	11
brock800_1	800	112095	0.3507	23	<b>20</b>	<b>21</b>
brock200_4	200	6811	0.3423	17	16	17
sanr200_0.7	200	6032	0.3031	18	18	18
san200_0.7_1	200	5970	0.3000	30	30	30
sanr400_0.7	400	23931	0.2999	21	21	21
p_hat1000-3	1000	127754	0.2558	68	<b>67</b>	68
p_hat300-3	300	11460	0.2555	36	36	36
brock200_1	200	5066	0.2546	21	21	21
p_hat700-3	700	61640	0.2520	62	62	62
brock400_1	400	20077	0.2516	27	<b>25</b>	<b>25</b>
p_hat500-3	500	30950	0.2481	50	50	50
p_hat1500-3	1500	277006	0.2464	94	<b>93</b>	94
johnson16-2-4	120	1680	0.2353	8	8	8
johnson8-4-4	70	560	0.2319	14	14	14
hamming10-4	1024	89600	0.1711	40	40	40
johnson32-2-4	496	14880	0.1212	16	16	16
sanr200_0.9	200	2037	0.1024	42	42	42
C125.9	125	787	0.1015	34	34	34
C250.9	250	3141	0.1009	44	44	44
gen400_p0.9_75	400	7980	0.1000	75	75	75
gen400_p0.9_55	400	7980	0.1000	55	<b>52</b>	55
gen200_p0.9_44	200	1990	0.1000	44	<b>42</b>	44
gen200_p0.9_55	200	1990	0.1000	55	55	55
san200_0.9_2	200	1990	0.1000	60	60	60
san400_0.9_1	400	7980	0.1000	100	100	100
san200_0.9_1	200	1990	0.1000	70	70	70
san200_0.9_3	200	1990	0.1000	44	44	44
gen400_p0.9_65	400	7980	0.1000	65	65	65

*Continued on next page*

Graph Name	$n$	$m$	Density	Optimal	Our MIS Size	ReduMIS
C500.9	500	12418	0.0995	57	<b>56</b>	57
C1000.9	1000	49421	0.0989	68	<b>65</b>	<b>67</b>
hamming6-2	64	192	0.0952	32	32	32
MANN_a9	45	72	0.0727	16	16	16
hamming8-2	256	1024	0.0314	128	128	128
hamming10-2	1024	5120	0.0098	512	512	512

Table 3: Performance of pCQO-MIS on the DIMACS graphs as compared to the known optimal solution (column 5) and SOTA heuristic ReduMIS (column 7). Graphs are ordered based on the graph density  $\frac{2m}{n(n-1)}$  (column 4). Time limit is 30 seconds per graph.

## D.2. Run-time Results for the Proposed MIS Checking

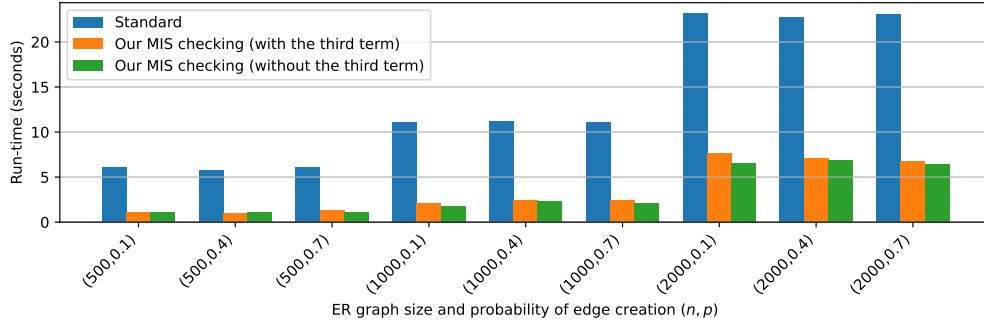


Figure 5: Average run-time results of our MIS checking vs. the standard iterative approach across different graph sizes and densities. Orange and green results correspond to using the criteria in (9) and (11), respectively.

In this subsection, we evaluate the impact of the proposed MIS checking method on the run-time performance of the pCQO-MIS algorithm. Specifically, we execute pCQO-MIS for  $T = 1000$  iterations, performing MIS checking at each iteration. The average run-time (seconds) results for 10 ER graphs, covering various graph sizes and densities, are illustrated in Figure 5, with the x-axis representing different values of  $n$  (graph size) and  $p$  (probability of edge creation that indicates density). We compare these results to the standard MIS checking approach, which involves iterating over all nodes to examine their neighbors, as detailed in Section 3.3.3.

The results suggest that the execution time for pCQO-MIS is reduced with our efficient implementation compared to the standard method, across various graph sizes.

## D.3. Comparison with the Relu-based Dataless Solver

Here, we compare pCQO-MIS with the dataless Neural Network (dNN) MIS solver in [17]. In this experiment, we use 10 GNM graphs with  $(n, m) = (100, 500)$  and report the average MIS size and average run-time (in seconds). The results are given in Table 4. As observed, pCQO-MIS outperforms the dNN-MIS method in [17] in terms of both the run-time and MIS size.

Method	Average MIS Size	Average Run-Time (seconds)
dNN-MIS [17]	27.4	24
pCQO-MIS (Ours)	29.9	0.7

Table 4: Evaluation of pCQO-MIS vs. the MIS dNN solver in [17] in terms of MIS size and run-time (seconds) over 10 GNM graphs with  $(n, m) = (100, 500)$ .

#### D.4. Comparison with Leading data-centric Solver with Different Densities

In this subsection, we compare our approach with the leading data-driven baseline, DIFUSCO. DIFUSCO uses a pre-trained diffusion model trained on ER700 graphs (with  $p = 0.15$ ) labeled using ReduMIS.

Here, we compare pCQO-MIS to DIFUSCO using graphs (with  $n = 700$ ) with varying edge creation probabilities,  $p$ . The results, presented in Table 5, are averaged over 32 graphs for each  $p$ , with DIFUSCO utilizing 4-sample decoding. For pCQO-MIS, hyperparameters remain fixed across all values of  $p$ .

Probability of Edge Creation $p$	DIFUSCO MIS Size	DIFUSCO Run-Time	pCQO-MIS MIS Size	pCQO-MIS Run-Time
0.05	88.25	4.62	97.34	4.73
0.10	58	8.63	59.25	4.71
0.15 (Training setting of DIFUSCO)	40.81	12.98	43.2	4.67
0.2	29.22	17.66	33.78	4.45

Table 5: Evaluation of pCQO-MIS vs. the ER700-trained DIFUSCO (with  $p = 0.15$ ) in [30] in terms of average MIS size and sequential run-time (minutes) over 32 ER graphs for each  $p$ .

As observed, our method consistently outperforms DIFUSCO in both average MIS size and run-time. Notably, our run-time remains constant as the number of edges increases, supporting our claim that the run-time scales only with the number of nodes in the graph. DIFUSCO reports relatively smaller MIS sizes, particularly for  $p = 0.05$  and  $p = 0.2$ , which are slightly different from the training graphs. This underscores the generalization limitations of a leading learning-based method.

#### D.5. pCQO-MIS Parameters

In this subsection, we outline the pCQO-MIS parameters (i.e.,  $\gamma, \gamma', \alpha, \beta, T$ , and  $\eta$ ) used in the paper, along with examples from the ablation studies conducted to select these parameters.

Table 6 provides the specific parameter values used for Table 1 and Figure 3 in Section 4. These parameters are selected based on ablation studies such as those provided in Table 7 and Table 8 for the ER dataset. The captions of these tables provide the parameters we fix and the parameters we vary, and in both cases, we report the average MIS size of 6 ER graphs. Other than the first three columns of the last row of Table 7, the reported average MIS size (in both tables) vary between 37.67 and 41.83. This indicates that pCQO-MIS is not very sensitive to the choice of these parameters.

Graph Dataset	Edges-penalty $\gamma$	MC parameter $\gamma'$	Step size $\alpha$	Momentum $\beta$	Steps $T$	Exploration parameter $\eta$
SATLIB	900	1	$3e-4$	0.875	30	2.25
ER	350	7	$9e-6$	0.9	450	2.25
GNM with $n \in \{50, 500, 1000\}$	100	5	$1e-2$	0.55	200	1
GNM with $n \in \{1500, 2000\}$	100	10	$1e-2$	0.55	200	1

Table 6: Hyper-parameters for pCQO-MIS used in Section 4. This selection is made based on ablation studies such as those in Table 7 and Table 8.

Step Size $\alpha$	$\beta = 0.1$	$\beta = 0.5$	$\beta = 0.7$	$\beta = 0.9$
$1e-2$	41.83	38.83	38.17	39.83
$5e-3$	42	38.83	37.5	40.17
$1e-3$	41.17	38.67	38.17	39.67
$5e-4$	40.83	39	38.67	40
$1e-4$	37.67	41.17	39.67	41
$5e-5$	38.33	41.5	40.5	40
$1e-5$	5.67	35.33	17.83	40.67

Table 7: Average MIS size of 6 ER graphs using different values of  $\alpha$  and  $\beta$ . Here,  $\gamma = 300$ ,  $\gamma' = 1$ , and  $T = 300$ . The initialization of  $\mathbf{x}[0]$  is  $\mathbf{h}$  in (8).

Edges penalty parameter $\gamma$	MC term parameter $\gamma'$	pCQO-MIS (MIS Size)
300	1	40.67
300	5	40.16
500	1	39.83
500	5	40.33
775	1	39.33
775	5	39.67

Table 8: Average MIS size of 6 ER graphs using different values of  $\gamma$  and  $\gamma'$ . Here,  $\alpha = 1e - 5$ ,  $\beta = 0.9$ , and  $T = 300$ . The initialization of  $\mathbf{x}[0]$  is  $\mathbf{h}$  in (8).

## D.6. Results of Table 1 based on the Number of Batches

In this subsection, we provide the main pCQO-MIS results based on the number of batches. Table 9 (resp. Table 10) presents the results for the SATLIB (resp. ER) dataset. The results of Table 1 are obtained from these tables.

Batches Solved	pCQO-MIS (MIS Size)	pCQO-MIS (Run time)
1	408.286	0.408
10	417.228	2.454
20	420.276	4.726
30	421.610	6.996
40	422.456	9.265
50	422.988	11.533
60	423.400	13.799
70	423.706	16.065
80	423.930	18.329
90	424.096	20.593
100	424.278	22.856
110	424.406	25.119
120	424.508	27.380
130	424.606	29.641
140	424.686	31.901
150	424.736	34.161
160	424.798	36.419
170	424.856	38.678
180	424.906	40.935
190	424.950	43.191
200	425.006	45.448
210	425.032	47.704
220	425.064	49.959
230	425.098	52.214
240	425.126	54.468
250	425.148	56.722

Table 9: pCQO-MIS SATLIB results (average MIS size and total run time in minutes) including the number of batches used (column 1).



Batches Solved	pCQO-MIS (MIS Size)	pCQO-MIS (Run time)
1	39.344	0.153
10	43.086	1.159
20	43.836	2.266
30	44.117	3.367
40	44.367	4.466
50	44.500	5.563
60	44.578	6.659
70	44.656	7.753
80	44.695	8.848
90	44.750	9.942
100	44.789	11.035
110	44.828	12.129
120	44.836	13.222
130	44.859	14.315
140	44.875	15.409
150	44.898	16.502
160	44.914	17.595
170	44.938	18.688
180	44.961	19.781
190	44.969	20.875
200	44.977	21.968
210	44.984	23.062
220	45.000	24.155
230	45.016	25.249
240	45.023	26.342
250	45.023	27.435
260	45.031	28.528
270	45.039	29.622
280	45.039	30.715
290	45.047	31.809
300	45.055	32.902
310	45.062	33.996
320	45.070	35.089
330	45.078	36.182
340	45.078	37.276
350	45.078	38.369
360	45.078	39.462
370	45.078	40.555
380	45.078	41.648
390	45.078	42.741
400	45.094	43.834
410	45.094	44.928
420	45.094	46.021
430	45.094	47.115
440	45.094	48.208
450	45.102	49.301
460	45.102	50.393
470	45.102	51.486
480	45.102	52.579
490	45.102	53.672
500	45.109	54.766

Table 10: pCQO-MIS ER results (average MIS size and total run time in minutes) including the number of batches used (column 1).