

---

# STL: Still Tricky Logic (for System Validation, Even When Showing Your Work)

---

**Isabelle Hurley\***  
 Lincoln Laboratory  
 Massachusetts Institute of Technology  
 Lexington, MA 02421  
 isabelle.hurley@ll.mit.edu

**Rohan Paleja**  
 Lincoln Laboratory  
 Massachusetts Institute of Technology  
 Lexington, MA 02421  
 rohan.paleja@ll.mit.edu

**Ashley Suh**  
 Lincoln Laboratory  
 Massachusetts Institute of Technology  
 Lexington, MA 02421  
 ashley.suh@ll.mit.edu

**Jaime D. Peña**  
 Lincoln Laboratory  
 Massachusetts Institute of Technology  
 Lexington, MA 02421  
 jdpena@ll.mit.edu

**Ho Chit Siu**  
 Lincoln Laboratory  
 Massachusetts Institute of Technology  
 Lexington, MA 02421  
 hochit.siu@ll.mit.edu

## Abstract

As learned control policies become increasingly common in autonomous systems, there is increasing need to ensure that they are interpretable and can be checked by human stakeholders. Formal specifications have been proposed as ways to produce human-interpretable policies for autonomous systems that can still be learned from examples. Previous work showed that despite claims of interpretability, humans are unable to use formal specifications presented in a variety of ways to validate even simple robot behaviors. This work uses active learning, a standard pedagogical method, to attempt to improve humans' ability to validate policies in signal temporal logic (STL). Results show that overall validation accuracy is not high, at  $65\% \pm 15\%$  (mean  $\pm$  standard deviation), and that the three conditions of no active learning, active learning, and active learning with feedback do not significantly differ from each other. Our results suggest that the utility of formal specifications for human interpretability is still unsupported but point to other avenues of development which may enable improvements in system validation. <sup>2</sup>

## 1 Introduction

In recent years, research in robotics has made incredible strides and has been targeting applications across a variety of industries, including manufacturing, healthcare, household, and security. Across

---

\*Corresponding author.

<sup>2</sup>DISTRIBUTION STATEMENT A. Approved for public release. Distribution is unlimited.

This material is based upon work supported by the Under Secretary of Defense for Research and Engineering under Air Force Contract No. FA8702-15-D-0001. Any opinions, findings, conclusions or recommendations expressed in this material are those of the author(s) and do not necessarily reflect the views of the Under Secretary of Defense for Research and Engineering.

these diverse use cases, a central envisioned capability is that of dynamic programming of robots, allowing an end-user – typically with less familiarity with the system than the original designer – to modify the robotic system to suit their own purposes, such as in home robotics applications [32, 34], agricultural monitoring [4], or Internet of Things devices [10, 19]. However, prior to such a capability, robots must be able to perform tasks safely, and the programmer must be able to effectively ensure that the robot’s behavior and its respective changes meet the intended goal.

In quality control, this process is commonly referred to as Verification & Validation (V&V). Specifically, properties and behaviors of robotic systems must meet a set of broader requirements (i.e., human safety, legal standards, etc.) and align with the intent of stakeholders. Depending on the techniques used to create robot behavior, the former (verification) can be accomplished via sampling and simulation, or even via mathematical proofs [11, 9]. The latter (validation) is a process that determines whether the product “solves the right problems” and “satisf[ies] intended use and user needs” [9], making it an *inherently human-centered process of value alignment*. Validation is a key building block in creating robotic systems that are able to be dynamically reprogrammed and building a common language between the user and robot.<sup>3</sup>

While significant work has been performed on system verification [17, 18], much less has been done on validation. Much of contemporary verification work relies on the use of formal methods, including languages such as linear temporal logic (LTL) and signal temporal logic (STL). There is also an assumption in the formal methods community that these methods are not only verifiable, but are also human-interpretable, and thus useful for validation due to their semantics (e.g. [5, 23, 12, 25, 8, 21]). However, human validation of policies expressed in both LTL and STL has shown to be empirically very difficult [15, 33], even as it is essential. Indeed, as Leveson observes [22], “virtually all accidents involving software stem from unsafe requirements, not implementation errors,” and “software logic flaws stem from a lack of adequate requirements.”

Given the importance of validation and these difficulties in interpreting autonomous system behavior specified via formal logic, we propose the use of *active learning*, a popular educational practice, to improve humans’ ability to validate formal logic policies. This active learning is distinct from active learning in the machine learning literature, and is a human-focused activity (detailed in Section 2.2). Our primary research question is whether or not using active learning improves humans’ policy validation rate. In this paper, we contribute 1) a (human) active learning method as a potential approach to improving humans’ ability to interpret formal policies, leveraging tools common in formal methods, 2) an experimental protocol to measure the differences in system validation performance under varying active learning conditions, and 3) a set of implications for improving human validation of autonomous systems. In short, formal specifications are not inherently human interpretable for system validation and while active learning approaches can improve human engagement with a system validation task, this does not necessarily improve performance.

## 2 Background

### 2.1 Formal Methods for Interpretable Learning

Autonomous systems can be programmed in a variety of ways, including codifying domain expertise, extracting policies from demonstration, or synthesizing behavior via an objective function and constraints. Policies can be represented in a variety of forms, including neural networks, symbolic representations, and behavior trees. In this paper, we focus on a popular representation, temporal logic, a subset of formal methods. Temporal logic has seen significant usage with autonomous systems (e.g. [5, 23, 12, 25, 8, 21]) as can represent high-level mission objectives, allowing for ease-of-programming to those familiar with its syntax. Furthermore, these mathematically precise specifications allow for representing model behavior within a concise format and verification to ensure the autonomous system behavior meets expectations. A more complete introduction to STL and its use in this experiment is in Appendix A.1.

---

<sup>3</sup>Some definitions of validation, such as from system modeling [11] are slightly different, and in some cases there is disagreement about whether verification and validation are distinct activities. We take the software engineering standard definition from the IEEE [9], which distinguishes the two and is more appropriate for autonomous systems design.

Human stakeholders’ ability to understand policies (to varying degrees) is increasingly important from legal, ethical, and usability perspectives, particularly if policies can be updated after system deployment, either in a centralized manner, or in a user-initiated manner. *Interpretability*, and related terms such as *transparency*, *explainability*, and so on, are, however, often poorly defined, or indeed, simply left undefined in the research that claim to have created systems with these properties [24]. Miller et al.’s 2017 work showed that among a collection of papers from an Explainable AI workshop, most papers neither cited supporting social science literature to support their design choices, nor reached their conclusions with actual data showing any measure of interpretability; indeed “many models being used in explainable AI research are not building on current scientific understanding of explanation” [28]. Sanneman and Shah propose the use of *situation awareness* to determine the informational needs driving requirements of explainable systems [31]. User informational needs map to the levels of *perception*, *comprehension*, or *prediction* of system behavior. For our purposes of system validation, a strong ability to *predict* behavior is the kind of interpretability required to ensure intent alignment.

Formal methods, which employ logical languages, are a collection of system design techniques that rigorously tie semantic properties to mathematical models, and have been touted as a promising approach to interpretable policies, in addition to their mathematical verifiability [5, 23, 12, 25, 8, 21]. The supposed tie to interpretability (almost universally left unstated) is likely that if model behaviors can be tied specifically to meaningful, grounded concepts (such as symbols and prepositions), *and* if models are small enough for humans to reasonably examine, then interpretability is achieved. Indeed, unlike “black box” methods such as deep neural networks, the semantics of formal logic ensures that their specification can always be expressed in natural language.

The major gap in these approaches to interpretability is the lack of empirical evidence to their efficacy in the overwhelming majority of cases. For example [5, 23, 12, 25, 8, 21] all claim to have methods that learn human-interpretable policies via formal methods. All provide empirical evidence that policies are learned, *but all fail to provide any empirical evidence for the human-interpretability of their policies*. A more extensive 2023 survey of the last decade of temporal logic literature that specifically claimed interpretability saw that only approximately 10% cited any supporting work for the interpretability of their methods, none actually incorporated the cited methods into their work, and none checked their claims with actual humans [33]. Subsequent human experiments examining interpretability for validation in that work showed less than 50% validation accuracy with signal temporal logic, even when using methods proposed by the literature (e.g. translation into language or decision trees). Formal methods experts only performed marginally better than complete novices. Those results match what is found in a broader 2023 review of the existing empirical work on explainable AI, where human performance has been extremely poor, even when self-reported understanding and trust increases [16]. In this paper, we aim to utilize human active learning to absolve this gap and provide users with a deeper understanding of autonomous agent behavior specified via STL.

## 2.2 Human Active Learning for Validation

Following Miller et al.’s exhortation [28], we explore the utility of current scientific understanding of human learning in the process of interpreting robot policies for validation. *Active learning* as scoped by Bonwell and Eison, involves “instructional activities involving students in doing things and thinking about what they are doing,” and involves “higher-order thinking tasks as analysis, synthesis, and evaluation” [2]. Common examples of active learning activities in the classroom include note-taking, note synthesis, writing exercises, and discussion. Active learning has been shown to benefit learners by increasing their engagement in areas which require higher order thinking skills like engineering [1] and a 2014 metaanalysis found that across 225 studies conducted within STEM courses, active learning increased learner performance and decreased rates of class failure [14].

In systems where users work with programmed robots, active learning can be applied as a tool to increase user understanding over robot behavior. To enable this higher learning for validation, we ask users to assess the contextual implications of a given policy and evaluate how the allowed set of behaviors aligns with one’s needs. Under the adapted Bloom’s Taxonomy of (human) learning [13], this assessment and evaluation would touch on higher levels of learning, specifically enabling the following dimensions of learning: Recognition, Assembly, Determination, and Judgement.

### 3 Methods

Providing humans with the ability to validate robot policies specified in STL is a building block toward dynamic reprogramming of robots. In this section, we describe how to incorporate active learning to improve a human’s ability to perform system validation.

#### 3.1 Experimental Testbed: ManeuverGame

To investigate how pedagogical active learning practices can help improve humans’ ability to validate the policy of an autonomous system, we developed *ManeuverGame*, a software suite centered around policy evaluation for agents in a grid world game. ManeuverGame allows a user to control an agent and navigate it through a map configurations. Trajectories can be easily generated, saved and iterated upon for users to explore the behavior constraints of a specification within the dynamics of a specific scenario. Thus, users can refine of their understanding of the policies by performing all aspects of Bloom’s taxonomy [13] with given set of specifications. Figure 1 depicts this process.

##### 3.1.1 Active Learning For Validation Concept

The idea of active learning and feedback can be integrated into the process of system validation. We approach this by tasking learners to generate example behaviors that satisfy the specification’s constraints and support their determinations of validity. If a behavior can be found that meets the specification but nonetheless violates the user’s intent, then it demonstrates that the specification is *invalid*. Figure 1 (left) shows an example of a specification used in this study.

Rather than solely tasking users with evaluating if a specification is valid or not, we investigate an active learning approach which breaks the validation of specifications into steps of first behavior exploration and secondly determination. In behavior exploration users explore a subset of the allowed behaviors defined by the specification’s constraints. In determination, users evaluate if the set of allowed behaviors contains only trajectories which match their intent or if it includes trajectories which violate their intent. Essentially, this approach asks users to explore the set of behaviors and provide specific examples to “show their work” in making a specification determination.

Runtime verification is a computational approach to detect if system behaviors match a specification [20]. Such techniques can be used to facilitate feedback about specific behaviors, since they are a lightweight alternative to other verification techniques like model checking and can be automatically generated from high level specifications [20]. A runtime verification *monitor* takes in a finite trace (i.e. a trajectory) and determines a correctness property. It can be applied in the context of active learning for validation to give users feedback on example behaviors (trajectories).

We implement our experiment in the custom ManeuverGame interface (Figure 1). An agent has a specification that determines the trajectories it can generate, and the subject must determine if the specification will cause the agent to always win regardless of what trajectory is generated. The blue agent (circle) wins if it reaches the green objective (triangle) within 30 steps, while avoiding being within one space of the static red players (diamond). While winning in this context can be codified in programming, it acts as an objective “stakeholder intent,” in the place of less easily-codified intents that robotics stakeholders may have such as “complete the task safely” or “watch out for nearby cyclists.” If such a simple intent cannot be easily validated, more difficult tasks are likely worse off.

### 4 Human-Subjects Study

We conducted a between-subjects experiment where human participants validated robot motion plans from provided trajectory specifications. 55 adult participants completed the experiment after providing informed consent. The protocol was approved by the MIT Committee on the Use of Humans as Experimental Subjects and the United States Department of Defense Human Research Protection Office. Participants were recruited from the MIT Behavioral Research Lab participant pool, which includes a diverse set of volunteers from the general public, along with a small number of targeted emails to recruit people with formal methods expertise. The pool was designed to reflect a likely range of “end users” of end-user-reprogrammable systems. Participants were compensated \$15 USD for completion of the experiment plus \$2 per correct validation, for a total of up to \$35. Broadly, the experiment asked participants to determine whether a provided temporal logic specification would

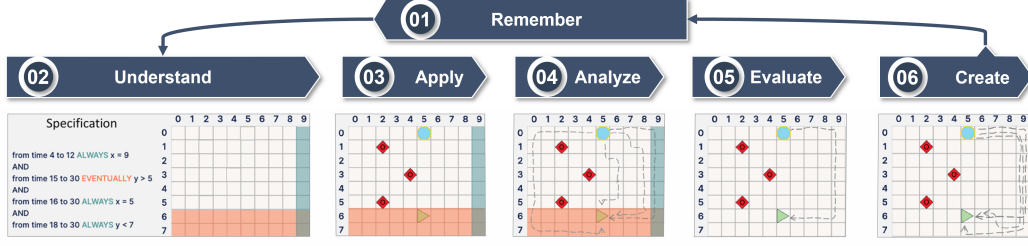


Figure 1: Bloom’s taxonomy [13] applied to ManeuverGame. For a given problem, a subject must first recall the meaning of the information they’re being presented with (e.g., a formal specification), and understand it in the given context (grid world). Applying these concepts in ManeuverGame enables the subject to analyze different trajectories, both valid and invalid, under a trial-and-error process. Evaluating the trajectories, a subject is able to hone in on specifications that are both valid and meet the specification, allowing them to create multiple such specifications. This process repeats itself for new problems.

always result in plans that would win a capture-the-flag-like game in a provided game configuration. Below, we detail the experiment procedure.

#### 4.1 Procedure

All subjects are first provided with a demographic survey focused on relevant educational background (e.g., experience in logic, mathematics, robotics), with 5-point Likert scale questions and open-ended explanations. Next, subjects received introductory material via videos, text-based tutorials and interactive questions as described in Appendix A.2.

Then, the participant shifted into the main experiment. During this phase, subjects were presented with a robot policy as a set of motion constraints (specifications) in STL alongside a starting map, and were asked to evaluate whether trajectories generated by the policy would *always* allow the blue agent to win the game (valid) or could result in losing (invalid), followed by their confidence in their answer. Each subject evaluated ten pairs of specifications and maps during the course of the experiment. For a sense of specification complexity across the evaluation tasks, the number of symbols in the specification varied from 43 to 97, and the abstract syntax tree (AST) depth ranged from 3 to 5.

During evaluation, both Active Learning groups (**AL-WF** and **AL-NF**) were required to either provide three trajectories that 1) satisfied the specification and resulted in a blue team win before answering that a specification was valid, or 2) provide one trajectory that satisfied the specification but resulted in a blue team loss before answering that a specification was invalid. The former required users to explore potential implications of the specification, but does not represent an exhaustive search of the possibilities, while the latter is effectively a proof by contradiction. While subjects are asked to provide trajectories that meet the specifications, the **AL-NF** group was not provided real-time feedback about whether or not their trajectories were actually within specification<sup>4</sup>. In the **AL-WF** condition runtime verification (using code developed by Cardona et al. [7], accessed in April 2024) ensured that participant’s provided trajectories matched the specification. Here, it is possible for users to get stuck if they are not able to think of trajectories that meet specification, since we do not let them proceed with , unlike in **AF-NF**. Therefore, users were had the option to give up on the question after three consecutive failed attempts at trajectory generations, and asked to provide a guess. Guessed answers were denoted as incorrect for the purpose of scoring.

A **control** group performed the same task as the test groups, but were not required to provide trajectories for their validation process nor were they given the option to do so on the interface. All users were provided with scratch paper, and it is possible that a subset of control users may have essentially executed a similar workflow tracing on-screen with their finger or on scratch paper.

<sup>4</sup>A subset of four subjects from this experimental group were asked to perform experiment while speaking out loud to explain their thought process (the “think aloud” group). For these subjects, audio and screen recordings were taken, and their results were not analyzed with the rest of the subjects.

Table 1: The overall accuracy (mean and standard deviation) for the Validation Task, along with statistical significance when compared against random chance (score of 50%) and associated Cohen’s  $d$  effect size. Overall accuracy was  $65 \pm 15\%$ . **AL-NF** is active learning with no feedback, **AL-WF** is active learning with feedback.

Condition	Accuracy	$p$	$d$
AL-NF	$66 \pm 16\%$	0.007	0.90
AL-WF	$67 \pm 16\%$	0.001	1.00
Control	$62 \pm 13\%$	0.009	0.86

Finally, participants were asked to comment on their approach to answering questions, their overall confidence, the presentation of specifications, and any features of the interface which helped or hindered their understanding. Participants could also provide free-response commentary on their thoughts on the experiment as a whole.

## 4.2 Experiment Hypotheses

Here, we introduce our hypotheses, metrics to assess each hypothesis, and statistical procedure.

Our hypotheses are:

- **H1:** Active learning increases the rate of correct responses in specification validation. This hypothesis is assessed by comparing the overall accuracy across conditions **AL-NF** and **AL-WF**, to the control.
- **H2:** Active learning leads to better calibration of confidence rating with response correctness in specification validation. This hypothesis is assessed by comparing the correlation coefficient between confidence and validation accuracy across conditions **AL-NF** and **AL-WF**, to the control.
- **H3:** Increased rate of adherence to specifications in trajectory generation is correlated with increased rate of correct responses in specification validation in the **AL-WF** condition. This hypotheses is addressed by comparing the per-question rate of satisfactory trajectory generation with response correctness in the **AL-WF** condition.

Omnibus tests were conducted to examine the relationship between various subject-specific and specification-specific predictors and subjects’ success at the validation task. The statistical models further analysis procedures are detailed in A.4. Additionally, we explicitly measured participant engagement and exclude users who “gave up” in our analysis. These representative cases were determined via specific criteria (see Section A.6) and indicated users did not actively interact with the experiment content. See Section 5.2 for more details on subjects’ engagement.

## 5 Results

### 5.1 Validation Task Performance

In assessing **H1**, we find that there was no significant difference in the participants performance among these groups (Table 1,  $F(2, 42) = 0.0804, p = 0.453$ ). Bartlett’s test for homogeneity of variance in score across learning conditions revealed no significant differences ( $p = 0.744$ ). Subjects’ performance at the validation task was significantly better than random across all conditions (Table 1), showing some minimal capability to validate system behaviors.

However, the data did not indicate significant differences in subjects’ overall performance based on the experimental condition, participant level of education, STEM background, or formal methods familiarity (all  $p > 0.05$ ). Further discussion of formal methods familiarity among our subject pool is provided in A.4. STEM experience appeared to be less influential in the active learning conditions than in the control (Figure 2). The correlation between STEM experience and performance was  $r = 0.599$  and  $p = 0.030$ , though not significant due to the Bonferroni correction ( $\alpha = 0.05/3 = 0.016$ ).

The data did not support significant differences in question correctness based on factors of level of education, familiarity with formal methods, STEM Background, experiment condition nor question

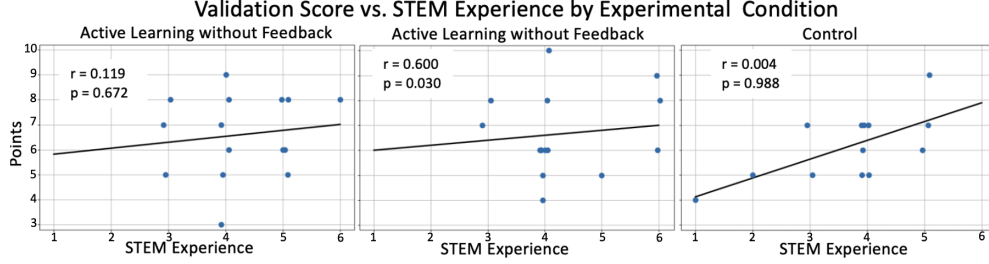


Figure 2: STEM experience vs. validation score by experiment condition. Horizontal jitter was added to visually separate points. Linear fit is shown. Displayed  $r$  and  $p$  values were calculated using Spearman's coefficient.

Table 2: Participant count and engagement. **AL-NF** is active learning with no feedback, **AL-WF** is active learning with feedback. Time to completion (mean and standard deviation) does not include participants who gave up.

Condition	Number of Subjects	Number Giving Up	Time (minutes)
AL-NF	18	3	$36.31 \pm 10.85$
AL-WF	16	1	$40.37 \pm 10.68$
Control	17	4	$19.92 \pm 9.07$

specific factors of specification ground-truth validity, specification complexity, nor the question sequence order as predictors of validation correctness (all  $p > 0.05$ ).

In assessing **H2**, we find that the comparison of participants' average confidence levels between groups showed no significant difference ( $F(2, 42) = 0.361$ ,  $p = 0.699$ ). Further analysis of confidence and calibration between subjects' confidence and correctness can be found in Appendix A.5.

## 5.2 Effective Engagement

Across each of the engagement mechanism conditions, some participants did not engage with the validation task (Table 2). Behavior trends for non-engagement or "giving up" were identified post-hoc by analyzing the duration of users' engagement with questions for all groups, as well as the content of responses in active learning conditions. We identified and excluded eight participants who were determined to have given up on the task ("giving up" criteria in Section A.6).

The two active learning conditions were not significantly different from each other ( $p = 0.29$ ); however, they were both significantly greater than the control group ( $p = 3.20 \times 10^{-5}$  and  $p = 1.18 \times 10^{-6}$  for the without feedback and with feedback conditions respectively both less than Bonferroni threshold). The active learning conditions effectively extended users time of engagement with the task; however, as observed in Table 1 this extended time was not effective in improving performance at the system validation task during the experiment session.

In **AL-NF**, certain users exhibited a tendency to flub the trajectory generation task by submitting trajectories that were completely unformed by the specification (either of two short a length or not at all adherent to the constraints).

Under **AL-WF** participants were forced to engage for longer durations as they could not answer without providing at least one satisfactory trajectory. While 108 of 506 total provided trajectories were rejected for not satisfying the specification, only eight of the 160 questions were answered with a "give-up" response and those responses came from only five of the 16 total participants.

## 5.3 Trajectory Analysis

Under **AL-NF** participants could provide trajectories which did not meet the specification. These trajectories were further analyzed to interrogate how users arrived at their answers. 34% of these trajectories did not actually meet the specification. Note that subjects were instructed to *only* provide trajectories that met specifications, and that it was always possible to do so. These trajectories violated

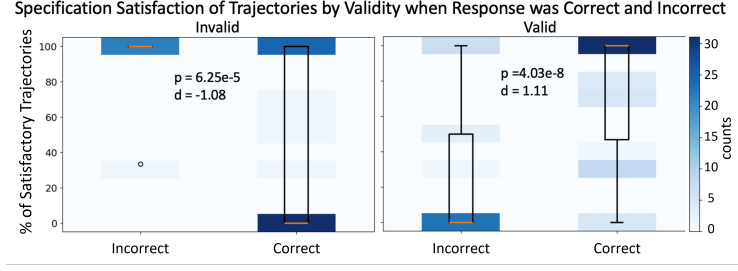


Figure 3: Combined heat map and boxplot (same data) showing satisfaction of specification in trajectory generation by correctness for valid and invalid ground truth. Each datapoint represents one response to a validation satisfaction question.

the specification in a variety of ways ranging from simple off by one errors with the time bound, to complete ignoring of parts of the specification, to the creation of short, non-meaningful trajectories.

Participants creation of trajectories that satisfy the specification is related to their correctness in the validation task, however this effect is dependent on the ground truth validity of the specification. When the ground-truth of the specification is *valid*, correct responses are more significantly more likely to be accompanied by trajectories which satisfy the specification (Figure 3,  $p = 6.25 \times 10^{-5}$ ). Conversely, when the ground-truth of the specification is *invalid*, incorrect responses are more likely to be accompanied by satisfactory trajectories as shown work (Figure 3,  $p = 4.03 \times 10^{-8}$ ). Proper trajectory generation indicates subjects' understanding of specification constraints, but the translation of this capacity to validation ability is not direct.

#### 5.4 Subject Cognitive Process

Observations of subjects in the talk-aloud sub-group as well as the content of all subjects post-experiment comments provided insight in to the cognitive processes of the participants. In post experiment comments, 14 subjects (25% of the subject pool) expressed some degree of confusion and frustration with the process of system validation. Expressions varied in intensity from “it was a little complicated for me” to describing the process as “overwhelming”, “disorienting” and “mind boggling.” 57% of subjects who expressed such confusion participated in the **AL-NF** condition, five participated in the control condition and only one in the **AL-WF** condition. Seven participants expressed confusion about the presentation and syntax of specifications with four participants specifically noting trouble with nesting, despite the fact the specification complexity metrics (AST depth and symbol count) were not found to be a significant factor in determining performance.

Six participants explicitly expressed some concept of safety (avoiding getting tagged) and liveness (reaching the goal). A notable instance of this stated “I imagined my robot was “suicidal” and was trying to get tagged. If there was no way to be tagged, then it remained to see if it could reach goal in under 30 steps (the other way to lose).” The notion of the robot being “suicidal” suggests a consideration of safety, where the participant is cognizant of potential hazards that the robot may encounter during its operation, while the emphasis on reaching the goal within a specified time frame suggests an awareness of ensuring that the robot remains active and progresses towards its objectives.

## 6 Discussion

### 6.1 Validation Accuracy

These findings suggest that formal semantics are not inherently human interpretable for validation and that inciting further cognitive engagement with required trajectory generation is not a sufficient mechanism for improving interpretability over a single session. While all conditions proved better than random chance, the operational significance of accuracy rates of between 60 and 70 percent for system validation would be unacceptable for most operational use cases of automation.

Our results indicated while tasking users to perform trace generations meeting specifications as a step in performing system validation increases their time of engagement in the process, this step does not



consistently improve task performance. While the validation question is asking users to consider all possible trajectories allowed by a specification the process of generation may overly draw their focus to a certain subset of the decision space.

The two active learning conditions may be improving the performance of participants with lower initial STEM experience (Figure 2) in comparison to the control, which would match previous work showing a dependence of active learning effects on initial levels of related experience [27, 26], but there are too few low-STEM-experience participants in our control group to test this hypothesis.

Overall, the literature advocating for the use of formal methods for XAI seems to be underestimating usability issues, as well as the informational needs users. We note, however, that our particular choice of system validation as the goal of interpretability places particularly high informational need on the human, as prediction of all consequences of the policies must be accounted for [31].

## 6.2 Giving Up

The forced engagement of active learning notably frustrated participants, matching with common student feedback from educational settings despite improved performance [30, 6], and in AI reliance studies where engagement elicited negative participant ratings despite more appropriate reliance levels [3]. The most expressions of frustration came from the **AL-NF** group, which may be because there is increased workload, but not increased feedback. In contrast, the minimal expression of frustration and confusion from the **AL-WF** condition may be due in part to the fact that frustrations were assuaged by the positive feedback subject received with successful saving of trajectories and hints provided with negative feedback of failed saves. This result hints at a way to improve user engagement and minimize frustration while maintaining potential active learning benefits.

## 6.3 Limitations

A limitation of this work is the relatively abstract setting of the validation scenario. In order to construct a concrete test case, we used a grid world and took a set of “game-winning conditions” as the participants’ intent, acting as though they could not be easily codified. Having a specific, simple set of “user intents” was required to ensure the objectivity of the validation ground truth. A real-world setting would likely have more complex world dynamics, but also a more ill-defined set of stakeholder intentions that are actually difficult to translate appropriately to policies.

Another limitation, and a difference between this work and much of the active learning literature, is that we are limited to a single session of learning and testing. Studies exist that both show [35] and do not show [29] a positive effect of active learning in a single session, and much of the work in this space showing strong effects is over the course of a semester or more [1, 14]. It may be that active learning only shows a difference with the control condition over those periods, so multi-session studies should be conducted in the future.

Finally, our participants had a range of experience with formal methods, and included many complete novices, which would presumably not be the case with any operational validation scenario. However, previous work showed that formal methods expertise increases confidence in validation substantially, but only increases accuracy slightly, and critically, decouples accuracy from confidence [33]. A more useful demographic to have here would likely be participants who are familiar with the task domain, though as previously noted, that would require a more defined validation task.

## 6.4 Implications and Recommendations

An observation about the approach towards validation is that the thought process is one of predicting and finding edge cases: situations in which the requirements are met, but the intent is violated. The more aligned the two are, the rarer these cases. This framing perhaps points to ways to ameliorate the situation, which some participants did indeed realize (Section 5.4). On the human side, priming and training in finding cases such cases may be useful, which may be explored in future work. Future experiments might also consider whether people trained in finding edge cases (e.g. lawyers, compliance officers, forensic accountants, etc) may perform better than laypeople or formal methods experts in checking formal policies. From the machine side, we may consider whether procedures that automatically show edge cases to human examiners may be helpful. Here, STL’s quantitative

semantics are attractive, as a diverse set of minimally-robust trajectories could represent conceptual edge cases that are worth examining, and may be generated automatically.

Similar to [33], we again find that the common claims of formal methods interpretability to be unfounded for the issue of validation. Indeed the continued claims of “interpretable” methods without definition or evidence is akin to claiming “accurate” learning methods without providing accuracy measures. These unsubstantiated and poorly-defined claims can have significant negative societal impact, as both researchers and potential users are driven towards unsupported methodologies. We recommend that the community define their claims more specifically, and provide evidence that the claims are met. At the same time, it is clear that interpretability cannot simply be considered from a technological perspective — the needs of the user in the specific task context are of paramount importance, and is an underexplored area where significant improvements can be made [31].

## 7 Conclusion

This study is the first to our knowledge that attempts to unite research in human learning to formal specification validation. Under conditions of just examining a specification, using active learning via trajectory generation, or using active learning with feedback on generated trajectories, all conditions are significantly better than random, but no condition is significantly different from any other, with an overall validation accuracy of  $65\% \pm 16\%$ . These results continue to call into question common claims that formal specifications are inherently human-interpretable. Further intervention and design of validation procedures on both human and machine sides is necessary to understand what methods actually work for the validation task, a necessary step for robot reprogramming after deployment.

## References

- [1] Divya Asok, A.M. Abirami, Nisha Angeline, and Raja Lavanya. Active Learning Environment for Achieving Higher-Order Thinking Skills in Engineering Education. In *2016 IEEE 4th International Conference on MOOCs, Innovation and Technology in Education (MITE)*, pages 47–53, Madurai, India, December 2016. IEEE.
- [2] Charles C Bonwell and James A Eison. *Active learning: Creating excitement in the classroom*. 1991 ASHE-ERIC higher education reports. ERIC, 1991.
- [3] Zana Buçinca, Maja Barbara Malaya, and Krzysztof Z Gajos. To trust or to think: cognitive forcing functions can reduce overreliance on ai in ai-assisted decision-making. *Proceedings of the ACM on Human-Computer Interaction*, 5(CSCW1):1–21, 2021.
- [4] Stephen SO Burgess, Mark L Kranz, Neil E Turner, Rachel Cardell-Oliver, and Todd E Dawson. Harnessing wireless sensor technologies to advance forest ecology and agricultural research. *Agricultural and Forest Meteorology*, 150(1):30–37, 2010.
- [5] Alberto Camacho and Sheila A McIlraith. Learning interpretable models expressed in linear temporal logic. In *Proceedings of the International Conference on Automated Planning and Scheduling*, volume 29, pages 621–630, 2019.
- [6] Vincent E. Cangelosi and Gerald L. Usrey. Cognitive frustration and learning. *Decision Sciences*, 1(3-4):275–295, July 1970.
- [7] Gustavo A Cardona, Kevin Leahy, Makai Mann, and Cristian-Ioan Vasile. A flexible and efficient temporal logic tool for python: Pytelo. *arXiv preprint arXiv:2310.08714*, 2023.
- [8] Glen Chou, Necmiye Ozay, and Dmitry Berenson. Learning temporal logic formulas from suboptimal demonstrations: theory and experiments. *Autonomous Robots*, 46(1):149–174, 2022.
- [9] IEEE Computer Society. Software Engineering Standards Committee. *IEEE Standard for Software Verification and Validation*, volume 1012. IEEE, 1998.
- [10] Fulvio Corno, Luigi De Russis, and Alberto Monge Roffarello. How do end-users program the internet of things? *Behaviour & Information Technology*, 41(9):1865–1887, 2022.
- [11] National Research Council, Division on Engineering, Physical Sciences, Board on Mathematical Sciences, Their Applications, Committee on Mathematical Foundations of Verification, and Uncertainty Quantification. *Assessing the reliability of complex models: mathematical and statistical foundations of verification, validation, and uncertainty quantification*. National Academies Press, 2012.

- [12] Jonathan DeCastro, Karen Leung, Nikos Aréchiga, and Marco Pavone. Interpretable policies from formally-specified temporal properties. In *2020 IEEE 23rd International Conference on Intelligent Transportation Systems (ITSC)*, pages 1–7. IEEE, 2020.
- [13] Mary Forehand. Bloom’s taxonomy. *Emerging perspectives on learning, teaching, and technology*, 41(4):47–56, 2010.
- [14] Scott Freeman, Sarah L. Eddy, Miles McDonough, Michelle K. Smith, Nnadozie Okoroafor, Hannah Jordt, and Mary Pat Wenderoth. Active learning increases student performance in science, engineering, and mathematics. *Proceedings of the National Academy of Sciences*, 111(23):8410–8415, June 2014.
- [15] Ben Greenman, Sam Saarinen, Tim Nelson, and Shriram Krishnamurthi. Little tricky logic: Misconceptions in the understanding of ltl. *arXiv preprint arXiv:2211.01677*, 2022.
- [16] Serhiy Kandul, Vincent Micheli, Juliane Beck, Markus Kneer, Thomas Burri, François Fleuret, and Markus Christen. Explainable ai: A review of the empirical literature. *Available at SSRN 4325219*, 2023.
- [17] Guy Katz, Clark W. Barrett, David L. Dill, Kyle D. Julian, and Mykel J. Kochenderfer. Reluplex: An efficient smt solver for verifying deep neural networks. *ArXiv*, abs/1702.01135, 2017.
- [18] Fayhaa Hameedi Khlaif and Shawkat Sabah Khairullah. A survey on formal verification approaches for dependable systems. *ArXiv*, abs/2204.12913, 2022.
- [19] Ji Eun Kim, Xiangmin Fan, and Daniel Mosse. Empowering end users for social internet of things. In *Proceedings of the Second International Conference on Internet-of-Things Design and Implementation*, pages 71–82, 2017.
- [20] Martin Leucker and Christian Schallhart. A brief account of runtime verification. *The Journal of Logic and Algebraic Programming*, 78(5):293–303, May 2009.
- [21] Karen Leung, Nikos Aréchiga, and Marco Pavone. Backpropagation for parametric stl. In *2019 IEEE Intelligent Vehicles Symposium (IV)*, pages 185–192. IEEE, 2019.
- [22] Nancy Leveson. Are you sure your software will not kill anyone? *Communications of the ACM*, 63(2):25–28, 2020.
- [23] Danyang Li, Mingyu Cai, Cristian-Ioan Vasile, and Roberto Tron. Learning signal temporal logic through neural network for interpretable classification. In *2023 American Control Conference (ACC)*, pages 1907–1914. IEEE, 2023.
- [24] Zachary C Lipton. The mythos of model interpretability: In machine learning, the concept of interpretability is both important and slippery. *Queue*, 16(3):31–57, 2018.
- [25] Wenliang Liu, Danyang Li, Erfan Aasi, Roberto Tron, and Calin Belta. Interpretable generative adversarial imitation learning. *arXiv preprint arXiv:2402.10310*, 2024.
- [26] Danielle S McNamara. Self-explanation and reading strategy training (sert) improves low-knowledge students’ science course performance. *Discourse Processes*, 54(7):479–492, 2017.
- [27] Danielle S McNamara and Jennifer L Scott. Training self explanation and reading strategies. In *Proceedings of the Human Factors and Ergonomics Society Annual Meeting*, volume 43, pages 1156–1160. SAGE Publications Sage CA: Los Angeles, CA, 1999.
- [28] Tim Miller, Piers Howe, and Liz Sonenberg. Explainable ai: Beware of inmates running the asylum or: How i learnt to stop worrying and love the social and behavioural sciences. *arXiv preprint arXiv:1712.00547*, 2017.
- [29] Tenaha O’Reilly, Rachel Best, and Danielle S McNamara. Self-explanation reading training: Effects for low-knowledge readers. In *Proceedings of the annual meeting of the cognitive science society*, volume 26, 2004.
- [30] David C Owens, Troy D Sadler, Angela T Barlow, and Cindi Smith-Walters. Student motivation from and resistance to active learning rooted in essential science practices. *Research in Science Education*, 50:253–277, 2020.
- [31] Lindsay Sanneman and Julie A Shah. The situation awareness framework for explainable ai (safe-ai) and human factors considerations for xai systems. *International Journal of Human-Computer Interaction*, 38(18-20):1772–1788, 2022.

- [32] Joe Saunders, Dag Sverre Syrdal, Kheng Lee Koay, Nathan Burke, and Kerstin Dautenhahn. “teach me—show me”—end-user personalization of a smart home and companion robot. *IEEE Transactions on Human-Machine Systems*, 46(1):27–40, 2015.
- [33] Ho Chit Siu, Kevin Leahy, and Makai Mann. Stl: Surprisingly tricky logic (for system validation). In *2023 IEEE/RSJ International Conference on Intelligent Robots and Systems (IROS)*, pages 8613–8620. IEEE, 2023.
- [34] Michel Weike, Kai Ruske, Reinhard Gerndt, and Tobias Doernbach. Enabling untrained users to shape real-world robot behavior using an intuitive visual programming tool in human-robot interaction scenarios. In *Proceedings of the 2024 International Symposium on Technological Advances in Human-Robot Interaction*, pages 38–46, 2024.
- [35] Regina MF Wong, Michael J Lawson, and John Keeves. The effects of self-explanation training on students’ problem solving in high-school mathematics. *Learning and Instruction*, 12(2):233–262, 2002.

## A Appendix

### A.1 Signal Temporal Logic for Programming Autonomous Systems and Representing Behavior

The Signal Temporal Logic (STL) language specifies temporal properties of real-valued signals using signal predicates. A signal predicate  $\mu$  is in the form  $f(x(t)) > a$ , where  $x(t)$  represents a signal that must follow the conditional specified within the predicate (i.e., larger than  $a$ ). The syntax of signal temporal logic (STL) is formally defined as an aggregation of these primitives and temporal operators:

$$\varphi ::= \mu | \neg\varphi | \varphi \wedge \varphi | G_I\varphi | F_I\varphi | \varphi U_I\varphi \quad (1)$$

Here, the range  $I = [a, b]$  represents a time interval where the logic must hold True.  $G$  represents the Global operator,  $F$  represents the Finally operator, and  $U$  represents the Until operator. Formally,

- At time  $t$ , if  $G_I(\varphi)$  holds, then  $\varphi$  holds  $\forall t$  in  $t + I$ .
- At time  $t$ , if  $F_I(\varphi)$  holds, then  $\varphi$  holds at some  $t'$  in  $t \in t + I$ .
- At time  $t$ , if  $\varphi U_I\varphi'$  holds, then  $\varphi$  holds at some time  $t' \in t + I$  and  $\forall t'' \in [t, t')\varphi'$  holds.

Given an STL specification (i.e., a composition of formula and operators), a set of acceptable robot behavior can be created. Our paper is concerned with helping users understand the set of possible behavior and allowing them to ensure whether this set meets their specifications. For simplicity, we only use the  $F$  and  $G$  operators in this study, and not the  $U$  operator.

### A.2 Subject Introduction Process

Subjects were first introduced to the experiment through a series of short video clips that described the experiment flow, accompanied by a supporting text-based tutorial. Subjects were introduced to the *ManeuverGame* interface and the rules of the game through a web-based tutorial integrated with the *ManeuverGame* software suite.

The introductory material gives clear visualizations of winning conditions and various loss conditions (the robot not reaching the goal within the time bound or the robot being “tagged” by the opponent).

The introduction section also provided explanations of STL notation and examples of creating trajectories that satisfy STL specifications. Concept check questions were provided to ensure participant understanding of the game mechanics, specification notation and the validation task. Additionally, practice validation questions were provided to give users practice interacting with the *ManeuverGame* interface and experiment validation procedure.

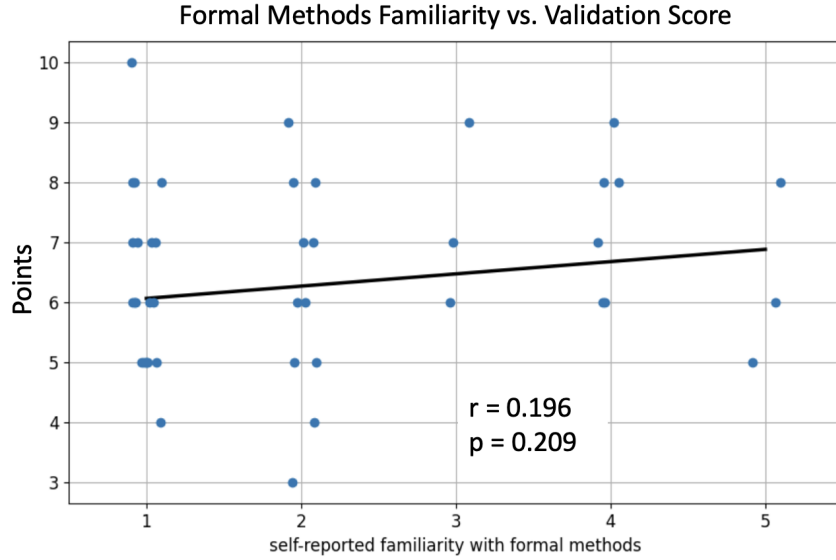


Figure 4: Formal Methods Familiarity vs. Validation Score. Horizontal jitter was added to visually separate points. Displayed  $r$  and  $p$  values were calculated using Spearman's coefficient but a linear fit is shown.

### A.3 Formal Methods Familiarity Representation and Analysis

Responses to the question of formal methods experience were recoded in instances where participants' open-ended explanations showed that they did not actually understand what formal methods meant. In these instances we exclusively reduced the level of coded familiarity.

Formal methods familiarity was not found to be significant with either the original nor recoded values in the omnibus tests nor the post-hoc rank order correlation in Figure 4. However, formal-methods experts were underrepresented in our subject pool with the mean and standard deviation of participants' self-reported familiarity rating after recoding being  $2.00$  out of  $5 \pm 1.26$  and only 7 participants with self-rated familiarity  $> 3$ .

### A.4 Statistical Models and Analysis

A mixed-effects regression examined the participant based predictors of familiarity with formal methods, STEM experience, level of education and experiment condition with overall validation performance serving as the response variable. The regression was followed by independent two-sample t-tests for categorical variables, or a Spearman's correlation for continuous variables if the omnibus returned significance.

Omnibus logistic regression analysis was performed on a by-question basis with participant-based predictors of familiarity with formal methods, STEM experience, level of education, experiment condition as well as specification-based predictors of specification ground truth validity, question sequence number, specification AST depth, specification symbol count and a response variable of validation correctness.

### A.5 Confidence Analysis

An examination of variance equality for confidence ratings yielded a non-significant result ( $p = 0.313$ ). Independent t-tests between confidence values when responses were correct or incorrect (Figure 5) indicated users' confidence was not significantly different based on the correctness of their answer in any of the conditions. The effect size of the active learning without feedback condition is moderate though not significant with the Bonferroni threshold (Figure 5,  $p = 0.040 > 0.05/3 = 0.016$ ). Active learning without feedback could be a promising mechanism to improve users' confidence calibration.

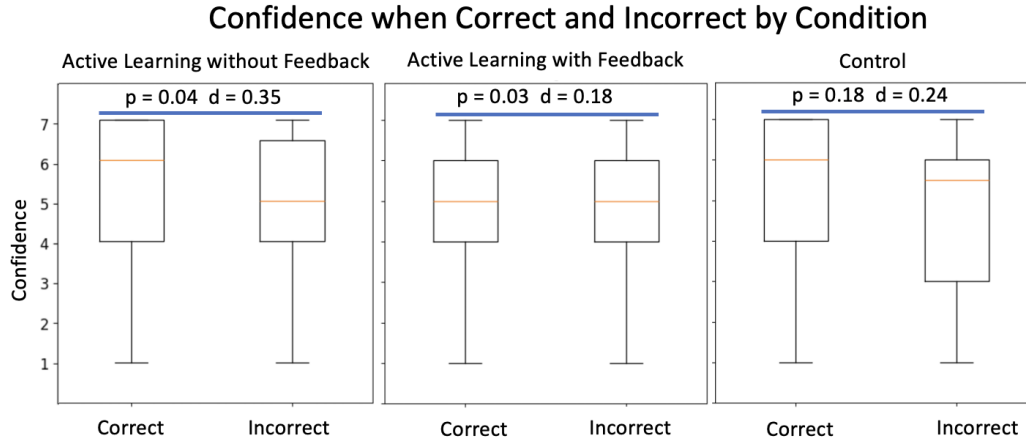


Figure 5: Participant confidence in their answer when their answer was actually correct vs incorrect, split by experimental condition.



Figure 6: Participants' Average Confidence vs. STEM Experience when Correct and Incorrect. Horizontal jitter is shown to visually separate points. The correlation was calculated using Spearman's coefficient, but a linear fit is shown.

Participants average score across the entirety of the experiment also did not appear to be significantly correlated with their overall performance (7). Note the correlation between confidence and overall performance for control group was moderately positive though not significant with the Bonferroni correction (Figure 7  $r = 0.55$ ,  $.05 > 0.05/3 = 0.016$ ).

There is a significant positive correlation between STEM experience and average confidence both when the question was answered correctly and incorrectly (Figure 6). The correlation is stronger on questions that were answered incorrectly (Figure 6,  $r = 0.530$ ,  $p = 0.0003$ ) compared to when answered correctly (Figure 6,  $r = 0.320$ ,  $p = 0.03$ ). Those with experience in STEM fields may be more confident in their responses, but such confidence is substantiated by better performance.

## A.6 Giving Up

The determination for giving up was based upon users time spent completing the experiment as well as their interaction with the experiment interface. Due to the differing requirements on subjects, different criteria were used to determine who gave up. The following criteria were applied to subjects in the three conditions:

### Control:

- < 1 minute spent per question on average

### Active learning (no feedback):

- < 2 minutes per validation question on average OR

## Average Confidence vs. Score by Experimental Condition

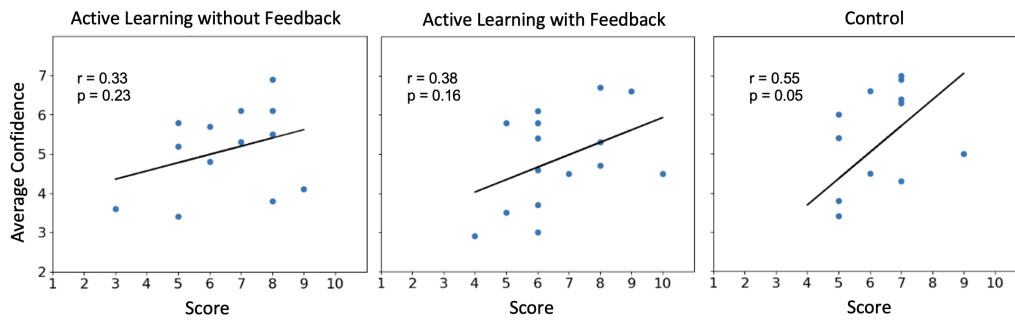


Figure 7: Subject's average confidence across all questions vs total validation score for each of the experimental learning conditions. A linear fit is shown but correlations were calculated using Spearman's coefficient. All of the correlations were positive but none were found to be significant with the Bonferroni correction ( $\alpha = 0.05/3 = 0.016$ ).

- at least 3 questions were answered with extremely short, nonsensical trajectories (e.g. < 3 time steps)

### Active learning (with feedback):

- < 2 minutes per validation question on average OR
- choosing to give up (on the interface) on three or more questions

## NeurIPS Paper Checklist

### 1. Claims

Question: Do the main claims made in the abstract and introduction accurately reflect the paper's contributions and scope?

Answer: [\[Yes\]](#)

Justification: We claim that the evidence for single-session active learning helping people with system validation is lacking. Our data show the same.

Guidelines:

- The answer NA means that the abstract and introduction do not include the claims made in the paper.
- The abstract and/or introduction should clearly state the claims made, including the contributions made in the paper and important assumptions and limitations. A No or NA answer to this question will not be perceived well by the reviewers.
- The claims made should match theoretical and experimental results, and reflect how much the results can be expected to generalize to other settings.
- It is fine to include aspirational goals as motivation as long as it is clear that these goals are not attained by the paper.

### 2. Limitations

Question: Does the paper discuss the limitations of the work performed by the authors?

Answer: [\[Yes\]](#)

Justification: See discussion in Section 6.3.

Guidelines:

- The answer NA means that the paper has no limitation while the answer No means that the paper has limitations, but those are not discussed in the paper.
- The authors are encouraged to create a separate "Limitations" section in their paper.
- The paper should point out any strong assumptions and how robust the results are to violations of these assumptions (e.g., independence assumptions, noiseless settings, model well-specification, asymptotic approximations only holding locally). The authors should reflect on how these assumptions might be violated in practice and what the implications would be.
- The authors should reflect on the scope of the claims made, e.g., if the approach was only tested on a few datasets or with a few runs. In general, empirical results often depend on implicit assumptions, which should be articulated.
- The authors should reflect on the factors that influence the performance of the approach. For example, a facial recognition algorithm may perform poorly when image resolution is low or images are taken in low lighting. Or a speech-to-text system might not be used reliably to provide closed captions for online lectures because it fails to handle technical jargon.
- The authors should discuss the computational efficiency of the proposed algorithms and how they scale with dataset size.
- If applicable, the authors should discuss possible limitations of their approach to address problems of privacy and fairness.
- While the authors might fear that complete honesty about limitations might be used by reviewers as grounds for rejection, a worse outcome might be that reviewers discover limitations that aren't acknowledged in the paper. The authors should use their best judgment and recognize that individual actions in favor of transparency play an important role in developing norms that preserve the integrity of the community. Reviewers will be specifically instructed to not penalize honesty concerning limitations.

### 3. Theory Assumptions and Proofs

Question: For each theoretical result, does the paper provide the full set of assumptions and a complete (and correct) proof?

Answer: [\[NA\]](#)



Justification: We do not present theoretical results.

Guidelines:

- The answer NA means that the paper does not include theoretical results.
- All the theorems, formulas, and proofs in the paper should be numbered and cross-referenced.
- All assumptions should be clearly stated or referenced in the statement of any theorems.
- The proofs can either appear in the main paper or the supplemental material, but if they appear in the supplemental material, the authors are encouraged to provide a short proof sketch to provide intuition.
- Inversely, any informal proof provided in the core of the paper should be complemented by formal proofs provided in appendix or supplemental material.
- Theorems and Lemmas that the proof relies upon should be properly referenced.

#### 4. Experimental Result Reproducibility

Question: Does the paper fully disclose all the information needed to reproduce the main experimental results of the paper to the extent that it affects the main claims and/or conclusions of the paper (regardless of whether the code and data are provided or not)?

Answer: [\[Yes\]](#)

Justification: We present our methods in the paper and the information presented to subjects as supplemental materials.

Guidelines:

- The answer NA means that the paper does not include experiments.
- If the paper includes experiments, a No answer to this question will not be perceived well by the reviewers: Making the paper reproducible is important, regardless of whether the code and data are provided or not.
- If the contribution is a dataset and/or model, the authors should describe the steps taken to make their results reproducible or verifiable.
- Depending on the contribution, reproducibility can be accomplished in various ways. For example, if the contribution is a novel architecture, describing the architecture fully might suffice, or if the contribution is a specific model and empirical evaluation, it may be necessary to either make it possible for others to replicate the model with the same dataset, or provide access to the model. In general, releasing code and data is often one good way to accomplish this, but reproducibility can also be provided via detailed instructions for how to replicate the results, access to a hosted model (e.g., in the case of a large language model), releasing of a model checkpoint, or other means that are appropriate to the research performed.
- While NeurIPS does not require releasing code, the conference does require all submissions to provide some reasonable avenue for reproducibility, which may depend on the nature of the contribution. For example
  - (a) If the contribution is primarily a new algorithm, the paper should make it clear how to reproduce that algorithm.
  - (b) If the contribution is primarily a new model architecture, the paper should describe the architecture clearly and fully.
  - (c) If the contribution is a new model (e.g., a large language model), then there should either be a way to access this model for reproducing the results or a way to reproduce the model (e.g., with an open-source dataset or instructions for how to construct the dataset).
  - (d) We recognize that reproducibility may be tricky in some cases, in which case authors are welcome to describe the particular way they provide for reproducibility. In the case of closed-source models, it may be that access to the model is limited in some way (e.g., to registered users), but it should be possible for other researchers to have some path to reproducing or verifying the results.

#### 5. Open access to data and code

Question: Does the paper provide open access to the data and code, with sufficient instructions to faithfully reproduce the main experimental results, as described in supplemental material?

Answer: [No]

Justification: While we believe we provide sufficient information to faithfully reproduce the main experimental results in our Methods section, we are not currently releasing the raw experiment data or code due to time constraints on ensuring removal of personally-identifiable information in the data, as well as code cleanup. We plan to release at least the experiment code before the end of the calendar year.

Guidelines:

- The answer NA means that paper does not include experiments requiring code.
- Please see the NeurIPS code and data submission guidelines (<https://nips.cc/public/guides/CodeSubmissionPolicy>) for more details.
- While we encourage the release of code and data, we understand that this might not be possible, so “No” is an acceptable answer. Papers cannot be rejected simply for not including code, unless this is central to the contribution (e.g., for a new open-source benchmark).
- The instructions should contain the exact command and environment needed to run to reproduce the results. See the NeurIPS code and data submission guidelines (<https://nips.cc/public/guides/CodeSubmissionPolicy>) for more details.
- The authors should provide instructions on data access and preparation, including how to access the raw data, preprocessed data, intermediate data, and generated data, etc.
- The authors should provide scripts to reproduce all experimental results for the new proposed method and baselines. If only a subset of experiments are reproducible, they should state which ones are omitted from the script and why.
- At submission time, to preserve anonymity, the authors should release anonymized versions (if applicable).
- Providing as much information as possible in supplemental material (appended to the paper) is recommended, but including URLs to data and code is permitted.

## 6. Experimental Setting/Details

Question: Does the paper specify all the training and test details (e.g., data splits, hyperparameters, how they were chosen, type of optimizer, etc.) necessary to understand the results?

Answer: [NA]

Justification: The paper is about experiments, but not of the machine learning variety.

Guidelines:

- The answer NA means that the paper does not include experiments.
- The experimental setting should be presented in the core of the paper to a level of detail that is necessary to appreciate the results and make sense of them.
- The full details can be provided either with the code, in appendix, or as supplemental material.

## 7. Experiment Statistical Significance

Question: Does the paper report error bars suitably and correctly defined or other appropriate information about the statistical significance of the experiments?

Answer: [Yes]

Justification: We present data distributions as individual data points, box plots, and means and standard deviations where appropriate. Individual points and box plots allow us to avoid the assumption that the data are symmetric, an assumption that typical error bars make. We further report all of our statistical testing on the data.

Guidelines:

- The answer NA means that the paper does not include experiments.
- The authors should answer "Yes" if the results are accompanied by error bars, confidence intervals, or statistical significance tests, at least for the experiments that support the main claims of the paper.

- The factors of variability that the error bars are capturing should be clearly stated (for example, train/test split, initialization, random drawing of some parameter, or overall run with given experimental conditions).
- The method for calculating the error bars should be explained (closed form formula, call to a library function, bootstrap, etc.)
- The assumptions made should be given (e.g., Normally distributed errors).
- It should be clear whether the error bar is the standard deviation or the standard error of the mean.
- It is OK to report 1-sigma error bars, but one should state it. The authors should preferably report a 2-sigma error bar than state that they have a 96% CI, if the hypothesis of Normality of errors is not verified.
- For asymmetric distributions, the authors should be careful not to show in tables or figures symmetric error bars that would yield results that are out of range (e.g. negative error rates).
- If error bars are reported in tables or plots, The authors should explain in the text how they were calculated and reference the corresponding figures or tables in the text.

## 8. Experiments Compute Resources

Question: For each experiment, does the paper provide sufficient information on the computer resources (type of compute workers, memory, time of execution) needed to reproduce the experiments?

Answer: [NA]

Justification: The experiment was not primarily computational in nature. While computation was required to run the human experiments and to perform runtime monitoring, such requirements were minimal, as our policies were extremely small.

Guidelines:

- The answer NA means that the paper does not include experiments.
- The paper should indicate the type of compute workers CPU or GPU, internal cluster, or cloud provider, including relevant memory and storage.
- The paper should provide the amount of compute required for each of the individual experimental runs as well as estimate the total compute.
- The paper should disclose whether the full research project required more compute than the experiments reported in the paper (e.g., preliminary or failed experiments that didn't make it into the paper).

## 9. Code Of Ethics

Question: Does the research conducted in the paper conform, in every respect, with the NeurIPS Code of Ethics <https://neurips.cc/public/EthicsGuidelines>?

Answer: [Yes]

Justification: We follow all NeurIPS ethical guidelines — in particular, our human experiments are IRB-approved, with no notable risk of harm, and our subjects are appropriately compensated for their time.

Guidelines:

- The answer NA means that the authors have not reviewed the NeurIPS Code of Ethics.
- If the authors answer No, they should explain the special circumstances that require a deviation from the Code of Ethics.
- The authors should make sure to preserve anonymity (e.g., if there is a special consideration due to laws or regulations in their jurisdiction).

## 10. Broader Impacts

Question: Does the paper discuss both potential positive societal impacts and negative societal impacts of the work performed?

Answer: [Yes]

Justification: We describe the potential negative impacts of unsubstantiated claims of explainability, and point to some potential avenues of alleviating these issues for the system validation context. See Section 6.4.

Guidelines:

- The answer NA means that there is no societal impact of the work performed.
- If the authors answer NA or No, they should explain why their work has no societal impact or why the paper does not address societal impact.
- Examples of negative societal impacts include potential malicious or unintended uses (e.g., disinformation, generating fake profiles, surveillance), fairness considerations (e.g., deployment of technologies that could make decisions that unfairly impact specific groups), privacy considerations, and security considerations.
- The conference expects that many papers will be foundational research and not tied to particular applications, let alone deployments. However, if there is a direct path to any negative applications, the authors should point it out. For example, it is legitimate to point out that an improvement in the quality of generative models could be used to generate deepfakes for disinformation. On the other hand, it is not needed to point out that a generic algorithm for optimizing neural networks could enable people to train models that generate Deepfakes faster.
- The authors should consider possible harms that could arise when the technology is being used as intended and functioning correctly, harms that could arise when the technology is being used as intended but gives incorrect results, and harms following from (intentional or unintentional) misuse of the technology.
- If there are negative societal impacts, the authors could also discuss possible mitigation strategies (e.g., gated release of models, providing defenses in addition to attacks, mechanisms for monitoring misuse, mechanisms to monitor how a system learns from feedback over time, improving the efficiency and accessibility of ML).

## 11. Safeguards

Question: Does the paper describe safeguards that have been put in place for responsible release of data or models that have a high risk for misuse (e.g., pretrained language models, image generators, or scraped datasets)?

Answer: [NA]

Justification: We do not release models.

Guidelines:

- The answer NA means that the paper poses no such risks.
- Released models that have a high risk for misuse or dual-use should be released with necessary safeguards to allow for controlled use of the model, for example by requiring that users adhere to usage guidelines or restrictions to access the model or implementing safety filters.
- Datasets that have been scraped from the Internet could pose safety risks. The authors should describe how they avoided releasing unsafe images.
- We recognize that providing effective safeguards is challenging, and many papers do not require this, but we encourage authors to take this into account and make a best faith effort.

## 12. Licenses for existing assets

Question: Are the creators or original owners of assets (e.g., code, data, models), used in the paper, properly credited and are the license and terms of use explicitly mentioned and properly respected?

Answer: [Yes]

Justification: We credit the authors of the code used to calculate robustness in our monitor software in the Methods section.

Guidelines:

- The answer NA means that the paper does not use existing assets.
- The authors should cite the original paper that produced the code package or dataset.

- The authors should state which version of the asset is used and, if possible, include a URL.
- The name of the license (e.g., CC-BY 4.0) should be included for each asset.
- For scraped data from a particular source (e.g., website), the copyright and terms of service of that source should be provided.
- If assets are released, the license, copyright information, and terms of use in the package should be provided. For popular datasets, [paperswithcode.com/datasets](https://paperswithcode.com/datasets) has curated licenses for some datasets. Their licensing guide can help determine the license of a dataset.
- For existing datasets that are re-packaged, both the original license and the license of the derived asset (if it has changed) should be provided.
- If this information is not available online, the authors are encouraged to reach out to the asset's creators.

### 13. **New Assets**

Question: Are new assets introduced in the paper well documented and is the documentation provided alongside the assets?

Answer: [NA]

Justification: We do not release new assets.

Guidelines:

- The answer NA means that the paper does not release new assets.
- Researchers should communicate the details of the dataset/code/model as part of their submissions via structured templates. This includes details about training, license, limitations, etc.
- The paper should discuss whether and how consent was obtained from people whose asset is used.
- At submission time, remember to anonymize your assets (if applicable). You can either create an anonymized URL or include an anonymized zip file.

### 14. **Crowdsourcing and Research with Human Subjects**

Question: For crowdsourcing experiments and research with human subjects, does the paper include the full text of instructions given to participants and screenshots, if applicable, as well as details about compensation (if any)?

Answer: [Yes]

Justification: See Methods section and supplemental materials.

Guidelines:

- The answer NA means that the paper does not involve crowdsourcing nor research with human subjects.
- Including this information in the supplemental material is fine, but if the main contribution of the paper involves human subjects, then as much detail as possible should be included in the main paper.
- According to the NeurIPS Code of Ethics, workers involved in data collection, curation, or other labor should be paid at least the minimum wage in the country of the data collector.

### 15. **Institutional Review Board (IRB) Approvals or Equivalent for Research with Human Subjects**

Question: Does the paper describe potential risks incurred by study participants, whether such risks were disclosed to the subjects, and whether Institutional Review Board (IRB) approvals (or an equivalent approval/review based on the requirements of your country or institution) were obtained?

Answer: [Yes]

Justification: See methods section for IRB information. No specific risks to subjects were expected or reported.

Guidelines:

- The answer NA means that the paper does not involve crowdsourcing nor research with human subjects.
- Depending on the country in which research is conducted, IRB approval (or equivalent) may be required for any human subjects research. If you obtained IRB approval, you should clearly state this in the paper.
- We recognize that the procedures for this may vary significantly between institutions and locations, and we expect authors to adhere to the NeurIPS Code of Ethics and the guidelines for their institution.
- For initial submissions, do not include any information that would break anonymity (if applicable), such as the institution conducting the review.