

Are Large Language Models Strategic Decision Makers? A Study of Performance and Bias in Two-Player Non-Zero-Sum Games

Nathan Herr¹, Fernando Acero¹, Roberta Raileanu^{1,2}, María Pérez-Ortiz¹, and Zhibin Li¹

¹University College London, ²FAIR at Meta

{nathan.herr.19, fernando.acero, maria.perez, alex.li}@ucl.ac.uk, raileanu.roberta@gmail.com

Abstract

Large Language Models (LLMs) have been increasingly used in real-world settings, yet their strategic abilities remain largely unexplored. Game theory provides a good framework for assessing the decision-making abilities of LLMs in interactions with other agents. Although prior studies have shown that LLMs can solve these tasks with carefully curated prompts, they fail when the problem setting or prompt changes. In this work we investigate LLMs’ behaviour in strategic games, Stag Hunt and Prisoner Dilemma, analyzing performance variations under different settings and prompts. Our results show that the tested state-of-the-art LLMs exhibit at least one of the following systematic biases: (1) positional bias, (2) payoff bias, or (3) behavioural bias. Subsequently, we observed that the LLMs’ performance drops when the game configuration is misaligned with the affecting biases. Performance is assessed based on the selection of the correct action, one which agrees with the prompted preferred behaviours of both players. Alignment refers to whether the LLM’s bias aligns with the correct action. For example, GPT-4o’s average performance drops by 34% when misaligned. Additionally, the current trend of “bigger and newer is better” does not hold for the above, where GPT-4o (the current best-performing LLM) suffers the most substantial performance drop. Lastly, we note that while chain-of-thought prompting does reduce the effect of the biases on most models, it is far from solving the problem at the fundamental level.

1 Introduction

Large language models (LLMs) have become increasingly ubiquitous, as indicated by a significant increase in research containing keywords relating to LLMs, with close to a 500% increase since 2018 (Naveed et al., 2023). There has also been an increase in people using them to solve everyday tasks

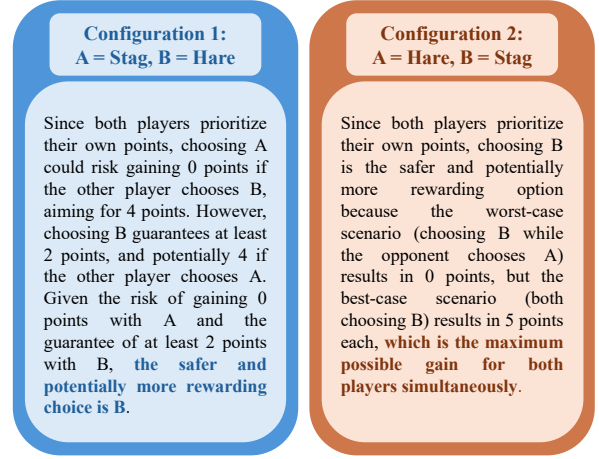


Figure 1: Answers from an LLM prompted to play Stag Hunt (see details in Appendix A.1), under two different configurations. **(Configuration 1)**: the LLM is prompted to select the best action, where label A is the **Stag** action, and action label B is the **Hare** action. **(Configuration 2)**: the LLM is prompted to select the best action, where label A is the **Hare** action, and label B is the **Stag** action. It is clear, to humans, that the task has not changed, and the reasoning and final answer should not change. This, however, is not the case for the tested LLMs (ie, GPT-4-Turbo), where their biases guide their response, instead of strategic reasoning. See additional examples of reasoning in Appendix A.5.

in fields such as medicine, education, finance, and law (Hadi et al., 2023; Duan et al., 2024). However, as LLMs are deployed in the real world, where they interact with other humans or artificial agents, there is an underserved need to understand the capabilities of LLMs to operate in complex social scenarios. The ability to reason strategically about interactions with other agents is a fundamental aspect of human intelligence (Qiao et al., 2022; Huang and Chang, 2022; Sahoo et al., 2024; Zhang et al., 2024). In fact, many works have begun asking the question (Huang et al., 2024; Xu et al., 2023; Duan et al., 2024): can LLMs assist in everyday tasks which require the ability to understand the complex environment in which they are operating, anticipate

potential outcomes, infer the intentions and beliefs of others (with whom they are collaborating or competing), and think critically about all these factors to come to the best possible strategic decision. To answer this question, game theory, which is already applied to many existing real-world tasks (Martin, 2017), is looked to as a well of wisdom (Huang et al., 2024; Xu et al., 2023; Duan et al., 2024; Fan et al., 2024; Guo et al., 2024; Zhang et al., 2024; Lorè and Heydari, 2023; Li et al., 2023a; Brookins and DeBacker, 2023; Gandhi et al., 2023; Akata et al., 2023; Phelps and Russell, 2023; Guo, 2023; Gemp et al., 2024).

Game theory studies how the choices of interacting agents, with specific preferences, produce outcomes, intentional and not (Ross, 2024). For the reader’s interest, a more in-depth definition of Game Theory models and rational agents can be found in Appendix A.1. Game theoretic tasks abstract complex real-life scenarios as mathematical models designed to be easy to understand but require the above skills to be mastered. While many different qualifications exist for these tasks, this work focuses on non-zero-sum games. Non-zero-sum games have both competitive and cooperative elements, which provide a fair representation of agent interactions for many important real-world scenarios. Popular examples of such games are Stag Hunt and Prisoners Dilemma, which will be the focus of this research. Further details on these games can also be found in Appendix A.1.

Prompt engineering (Sahoo et al., 2024) has emerged as an effective technique for improving LLM’s performance on complex tasks involving reasoning. However, the majority of existing works do not test the robustness of their specifically curated prompts and fail drastically when the setting in which they are operating changes (Guo et al., 2024). This frailty has been discovered and investigated in many of the state-of-the-art (SOTA) LLMs (Fan et al., 2024; Chen et al., 2024; Papadatos and Freedman; Zheng et al., 2023, 2024; Wang et al., 2023) such as LLama-2, GPT-3.5, and GPT-4. Specifically, LLMs suffer from what we refer to as systematic biases, which guide the LLMs’ decisions and not their strategic reasoning. This phenomenon has been investigated mainly in multiple choice question answering and similar tasks but has not been investigated thoroughly in game theoretic tasks.

We believe it is clear, and hope that the reader is starting to agree, that LLMs must be capable of

solving game-theoretic tasks. However, it remains unknown as to whether the SOTA LLMs are capable of solving these tasks, even with the current techniques. We, therefore, investigate how the systematic biases present in LLMs affect their ability to solve game-theoretic tasks, such that we may understand the true capabilities of LLMs in these tasks and what obstacles future works need to overcome. Specifically, this work aims to: (1) set the stage with a preliminary study comparing the frequency at which Stag and Hare are selected in Stag Hunt by Humans and an LLM, (2) highlight the different systematic biases present in several SOTA LLMs and how they differ among the models, (3) present the statistical significance of the different biases in each of the tested models, and (4) quantify the effect the biases have on performance under different settings.

2 Preliminary Study: Humans vs AI

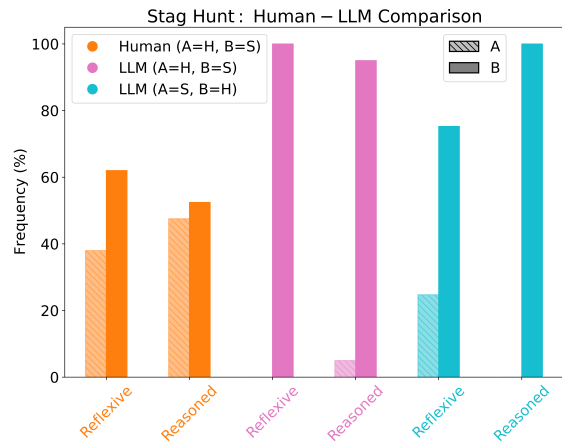


Figure 2: Figure showing results for the preliminary study comparing the frequency at which Stag (S) and Hare (H) are selected by **Humans** where label A is Hare and B is Stag, an **LLM** where label A is Hare and B is Stag, and an **LLM** where label A is Stag and B is Hare. The LLM used in this preliminary study is GPT-4o.

Belloc et al. (2019) present an experiment where a random sample of participants (88 people) play 4 games (352 games) of Stag Hunt under a time constraint, while a second set of participants (97) play 4 games (388 games) unconstrained. The constrained set of participants will be referred to as making a reflexive choice (without reasoning) and the unconstrained set make a reasoned choice.

Processing the data made available by Belloc et al. (2019), we found that when humans are making a reflexive choice, they typically hunt the Stag

62% of the time and the Hare 38% of the time. When making a reasoned choice, they still prefer hunting the Stag, choosing it 52.5% of the time, with the Hare being hunted more often at 47.5%. These results can be seen in Figure 2.

As a preliminary study, to further motivate our work, we prompted GPT-4o with similar instructions and settings (**where label A is Hare and B is Stag**) the human participants were provided in (Belloc et al., 2019) to compare the frequency at which Stag and Hare are selected. We prompt GPT-4o to provide an answer only for the reflexive choice (400 games) and to reason over the task before providing the answer for the reasoned choice (400 games). We can see in Figure 2 that GPT-4o exhibits a similar but stronger trend to the human participants: it selects Stag 100% of the time when making the reflexive choice and 95% of the time under the reasoned choice, with a slight increase in Hare hunting during the reasoned choice.

We also prompted GPT-4o under different settings, **where label A is Stag and B is Hare**. We notice that the frequency at which Stag and Hare are selected changes drastically, picking the hare 75.3% of the time under the reflexive choice and 100% of the time under the reasoned choice. While the human participants are not tested under this setting, it's assumed humans wouldn't change their choice based on how the actions are labelled. This observation indicates that GPT-4o does not reason over these tasks in a human-like way and is instead influenced by other signals, such as the positional bias we see here. We, therefore, aim to explore further what these signals are and how they affect the performance of LLMs in these types of game theoretic tasks.

3 Related Work

Having established the importance of investigating how systematic biases affect LLMs' ability to make strategic decisions in two-player non-zero-sum games, we now explore existing related work.

LLMs and Game Theory. In recent years, the use of LLMs as single-agent planners/decision makers has evolved into LLM-based multi-agent systems (Guo et al., 2024) where agents are required to solve strategic and logical reasoning problems. These capabilities are often evaluated through game-theoretic tasks (Zhang et al., 2022; Lorè and Heydari, 2023; Gandhi et al., 2023). In fact, this shift has prompted many new benchmarks

testing LLMs in game theoretic tasks with the aim of progressing the work within the field (Xu et al., 2023; Huang et al., 2024; Chen et al., 2023; Duan et al., 2024; Li et al., 2023b; Aher et al., 2023). Furthermore, several existing works focus on game theoretic matrix games, such as Prisoners Dilemma, Stag Hunt, and Dictator Game, to name a few (Fan et al., 2024; Xu et al., 2023; Lorè and Heydari, 2023; Brookins and DeBacker, 2023; Gandhi et al., 2023; Phelps and Russell, 2023; Guo, 2023), which are discussed below. In Fan et al. (2024)'s work they show that LLMs, even when explicitly given the correct belief, from which they should reason to take correct action, tend to ignore or modify this belief. They also note that LLMs tend to select specific action labels more frequently than others (they note that GPT-3 prefers U to V), but do not investigate this any further. Xu et al. (2023) and Brookins and DeBacker (2023) show that LLMs tend to select the cooperative action more frequently than humans, despite it not being the optimal choice in most cases. Lastly, several works test how the LLMs' behaviour changes as they modify the LLMs' preferences or contextual frameworks, such as being selfish or cooperative (Fan et al., 2024; Phelps and Russell, 2023; Guo, 2023; Lorè and Heydari, 2023). They all note that LLMs are seemingly capable of following simple preferences, such as selecting the selfish action when prompted to be selfish. However, they do not investigate the effect the chosen prompt configuration has on the LLMs' performance.

Bias in LLMs. The presence of systemic biases¹ (such as favouring a specific action label U over label V (Fan et al., 2024)) has recently become a topic of interest. Specifically, these biases are found and tested in multiple choice question evaluation (Zheng et al., 2023), multi-turn question answer evaluation (Zheng et al., 2024), response quality evaluation (Wang et al., 2023), and tasks such as text classification, fact retrieval, and information extraction (Zhao et al., 2021; Chen et al., 2024; Berglund et al., 2023; Golovneva et al., 2024). It was found that LLMs suffer from what is referred to as selection bias (Zheng et al., 2023, 2024; Wang et al., 2023; Zhao et al., 2021), which is a combina-

¹The term "bias" denotes the consistent deviation within LLMs (Zheng et al., 2023).

tion of both token bias² and positional bias³. Prior works have also studied other types of biases when using LLMs to judge the quality of LLM generations. For example, Zheng et al. (2024) discovers LLMs have a verbosity bias, favouring longer responses over shorter ones. Similarly, Zheng et al. (2024) found that LLMs have a self-enhancement bias, favouring responses generated by the judge LLM relative to other LLMs. However, these are less relevant to our setting since we don't focus on LLMs that judge other LLMs' outputs.

Our Work. While it is clear that there has been considerable focus on exploring LLMs' abilities in playing game theoretic games as well as in identifying systemic biases within LLMs, there has been less attention directed towards investigating how these biases influence the LLMs' performance in such games. In this work, we aim to bridge this gap and provide a thorough empirical analysis of the effects of the biases on the LLMs' outputs while playing two-player game theoretic games.

4 Methodology

This paper aims to investigate how the identified biases affect the capability of LLMs to solve non-zero-sum two-player games. The biases identified, are as follows:

(1) Positional Bias, where the order in which the action labels are stated in the prompt affects the frequency of the selected action label. For example, Llama-3-8B, when prompted with action label A first and B second, tends to select the first action label A more frequently.

(2) Payoff Bias, where the payoffs associated with the different action labels, $\text{PayOff}(\text{label}_1, \text{label}_2)$, affects the frequency of the selected action label. In particular, a model may be biased towards, (1) selecting the action that leads to the maximum possible self-gain or (2) selecting the action that leads to the maximum possible common-gain, rather than the action that maximizes the expected gain (which takes into account all possible actions the other agent can take). Note that in Stag Hunt these two actions are the same and for Prisoners Dilemma they are not (see Table 5 in Appendix A.1 for further details). For example, GPT-4-Turbo in

Prisoners Dilemma, when $\text{PayOff}(A, A)=2$, $\text{PayOff}(A, B)=0$, $\text{PayOff}(B, A)=3$, and $\text{PayOff}(B, B)=1$, tends to select action label A (the action associated with the maximum possible common-gain). Another example, Llama-3-8B in Prisoners Dilemma, with the same payoffs, tends to select action label B (the action associated with the maximum possible self-gain).

(3) Behavioural Bias, where the preferred behaviour of the Acting Player (AP) and Fellow Player (FP) affects the frequency of the selected action. For example, when GPT-3.5 (the AP) is prompted to prioritise Common-Gain (CG) it tends to select action label B, irrespective of the FP's preferred behaviour, and when prompted to prioritise Self-Gain (SG), tends to select action label A.

To perform this investigation, we methodically adjust the base prompt, seen in Appendix A.4, over all combinations of positions, payoffs, and behaviours, making up 16 different experimental setups. Additionally, each of these experimental setups is run with and without prompting the LLM to first reason over the problem. To do this, we use the following prompting schemes; (1) Answer-Only (AO) prompt, which requires the LLM to respond only with their answer without any reasoning, and (2) Zero-shot Chain-of-Thought (CoT) prompt (Kojima et al., 2022) (the full prompts can be found in Appendix A.4). All experiments discussed are applied to both Prisoners Dilemma and Stag Hunt, however, it is important to note that the names of each game are not explicitly mentioned in the prompt and are only identifiable by their payoff matrices. The reason for this is to promote reasoning over the payoff matrix and not rely on its existing knowledge of the games. We run all experiments on 4 SOTA LLMs: **GPT-3.5**, **GPT-4-Turbo**, **GPT-4o**, and **Llama-3-8B**.

Experiment Analysis

The observed output of the LLMs is affected by the models' temperature (T)⁴. Since we are interested in the models' underlying behaviour, independent of this randomness, we perform all analyses on the models' top token (the token with the highest probability associated with it). Therefore, for AO prompting, we test at $T=1.0$, a commonly used default value for temperature. However, since zero-shot CoT prompts the LLM to reason, it would be amiss to not take into consideration the effect of the

²Where an LLM tends to pay more attention to or favours a specific token when generating responses, such as GPT-3 preferring U to V.

³Where an LLM tends to pay more attention to or favours a token based on its position in the prompt.

⁴Parameter that controls the randomness of the generated text by increasing the entropy of the output token distribution.

random sampling while generating the reasoning on which the LLM conditions their final choice. Therefore, for zero-shot CoT prompting, we analyse the results over low ($T=0.0$), medium ($T=0.5$), and high ($T=1.0$) temperatures.

Statistical Analysis. We tested the statistical significance of the 3 identified biases; (1) Positional Bias, (2) Payoff Bias, and (3) Behavioural Bias. We run each experimental setup 100 times, from which we build the contingency tables required to perform the Fisher Exact Test (Kim, 2017) (further details on the Fisher Exact Test can be found in Appendix A.2). Specifically, the contingency tables for the positional bias are generated by taking the average frequency of the selected action labels, over all temperatures, for the different action label positions such that the effect of position bias is isolated. This can be seen in Table 3. The same steps are taken for the payoff and behavioural bias, seen in tables 4 and 1 respectively, such that their effects are also isolated. Interpretation and discussion of the tables are left for Section 5.

			SH		PD	
			AO	CoT	AO	CoT
GPT-3.5	SG	A	17.1	17.0	16.3	29.6
		B	82.9	82.6	83.8	69.9
	CG	A	50.0	72.5	50.0	77.8
		B	50.0	25.5	50.0	21.2
GPT-4-TURBO	SG	A	33.4	42.7	26.9	46.5
		B	66.6	57.3	73.1	53.5
	CG	A	37.8	46.7	13.4	49.0
		B	62.3	53.3	86.6	51.0
GPT-4o	SG	A	48.9	36.2	50.0	44.0
		B	51.1	63.8	50.0	56.0
	CG	A	50.0	47.5	55.6	49.1
		B	50.0	52.5	44.4	50.9
LLAMA-3-8B	SG	A	100.0	64.8	100.0	68.5
		B	0.0	34.8	0.0	31.3
	CG	A	49.9	39.9	50.0	31.9
		B	50.1	59.7	50.0	68.0

Table 1: Table showing frequency at which labels A and B are selected based on the prompted behaviours, Self-Gain (SG) and Common-Gain (CG), of the LLM. Results are shown for both games, Stag Hunt (SH) and Prisoners Dilemma (PD). Each game is tested using Answer-Only (AO) and Zero-shot Chain-of-Thought (CoT) prompting.

Alignment Analysis. Using the generated tables, we perform what we refer to as an alignment analysis. We compare the performance of the LLM when the experimental setup is aligned and misaligned with the LLMs’ bias. Performance is assessed based on the selection of the best action given the preferred behaviours of both the acting player and fellow player (the combinations of preferred behaviours and their respective correct actions can be seen in the Appendix A.3). Alignment refers to whether the LLM’s bias aligns with the correct action or not. For example, if the correct action is label A and the model is biased towards selecting label A or B, the performance achieved by the LLM will differ accordingly.

		SH		PD	
		AO	CoT	AO	CoT
GPT-3.5	CON	51.8	57.2	41.9	42.1
	SELF	48.2	41.6	58.1	57.1
GPT-4-TURBO	CON	72.7	79.8	43.3	69.2
	SELF	27.3	20.3	56.8	30.8
GPT-4o	CON	75.6	79.9	72.2	59.7
	SELF	24.4	20.1	27.8	40.4
LLAMA-3-8B	CON	50.1	60.7	50.0	43.2
	SELF	49.9	38.9	50.0	56.6

Table 2: Table showing frequency at which the considerate (Con) and the selfish (Self) actions are selected. Results are shown for both games, Stag Hunt (SH) and Prisoners Dilemma (PD). Each game is tested using Answer-Only (AO) and Zero-shot Chain-of-Thought (CoT) prompting.

5 Results

In the following paragraphs, we will discuss the fine-grained observations made for each identified bias: (1) Positional Bias, (2) Payoff Bias, and (3) Behavioural Bias. Subsequently, we will discuss the higher-level effects the biases have on the performance of LLMs playing these games.

Positional Bias. In Figure 3, we can see that the positional bias is particularly strong in GPT-3.5 when using the AO prompt. It becomes significantly weaker when asked to reason over the task first when using the CoT prompt. GPT-4-Turbo, on the other hand, shows an overall much weaker bias towards the position of the action labels, for both prompting methods. Interestingly, the newer GPT-4o regresses and shows a strong positional

		SH				PD			
		AO		CoT		AO		CoT	
		A->B	B->A	A->B	B->A	A->B	B->A	A->B	B->A
GPT-3.5	A	67.1	0.0	53.4	36.1	66.3	0.0	56.8	50.6
	B	32.9	100.0	45.8	62.3	33.8	100.0	42.4	48.7
GPT-4-TURBO	A	25.5	45.6	36.1	53.3	25.0	15.3	36.8	58.8
	B	74.5	54.4	63.9	46.8	75.0	84.8	63.3	41.3
GPT-4o	A	25.0	73.9	26.9	56.7	30.6	75.0	25.3	67.9
	B	75.0	26.1	73.1	43.3	69.4	25.0	74.8	32.1
LLAMA-3-8B	A	99.9	50.0	42.0	62.7	100.0	50.0	48.7	51.6
	B	0.1	50.0	57.7	36.8	0.0	50.0	51.2	48.1

Table 3: Table showing frequency at which labels A and B are selected based on the prompted order (A->B or B->A) of the LLM. Results are shown for both games, Stag Hunt (SH) and Prisoners Dilemma (PD). Each game is tested using Answer-Only (AO) and Zero-shot Chain-of-Thought (CoT) prompting.

		SH				PD			
		AO		CoT		AO		CoT	
		A=C	B=C	A=C	B=C	A=C	B=C	A=C	B=C
GPT-3.5	A	35.4	31.8	52.4	37.1	25.0	41.3	46.1	61.2
	B	64.6	68.3	46.2	62.0	75.0	58.8	52.9	38.2
GPT-4-TURBO	A	58.3	20.2	74.4	14.9	13.4	26.9	67.0	28.5
	B	41.8	79.8	25.6	85.1	86.6	73.1	33.0	71.5
GPT-4o	A	75.0	39.1	71.7	12.0	75.0	30.6	56.2	36.9
	B	25.0	60.9	28.3	88.0	25.0	69.4	43.8	63.1
LLAMA-3-8B	A	75.0	74.9	63.3	41.4	75.0	75.0	43.5	56.9
	B	25.0	25.1	36.4	58.1	25.0	25.0	56.3	43.0

Table 4: Table showing the frequency at which labels A and B are selected based on the prompted order (A=C or B=C) of the LLM. Results are shown for both games, Stag Hunt (SH) and Prisoners Dilemma (PD). Each game is tested using Answer-Only (AO) and Zero-shot Chain-of-Thought (CoT) prompting.

bias under both prompting methods. Lastly, Llama-3-8B, much like GPT-3.5, shows a strong positional bias under AO prompting and a much weaker bias under CoT prompting. More specifically, in Table 3, we see that GPT-3.5 tends to select the action in the first position more frequently. Conversely, GPT-4-Turbo and GPT-4o tend to select the action in the second position more frequently. Llama-3-8B, under AO prompting, selects the first position more frequently and the second position under CoT prompting.

Payoff Bias. In Figure 3, we can see that both GPT-3.5 and Llama-3-8B show either a very weak or insignificant payoff bias for both prompting methods. Interestingly, both models tend to (1) maximise the common-gain in Stag Hunt and (2) maximise the self-gain in Prisoners Dilemma. This

can be seen in Table 4. Looking at Figure 3 again, we see that the payoff bias is strong in both GPT-4-Turbo and GPT-4o. It is the strongest bias in GPT-4-Turbo for both prompting methods in both games, whereas for GPT-4o the payoff bias is weaker under CoT prompting in Prisoners Dilemma. Presumably, the reason for this is that the maximum possible self-gain and common-gain in Prisoners Dilemma is less than in Stag Hunt and is, therefore, a weaker signal. In tables 4 and 2, we note that both GPT-4-Turbo and GPT-4o tend to maximise the common-gain more frequently. While in previous works, this behaviour has led to conclusions such as “LLMs have a propensity to be cooperative” (Xu et al., 2023; Brookins and DeBacker, 2023), our results suggest that this phenomenon is not indicative of “cooperative behaviour” and instead is a result of a skewed attention towards the action

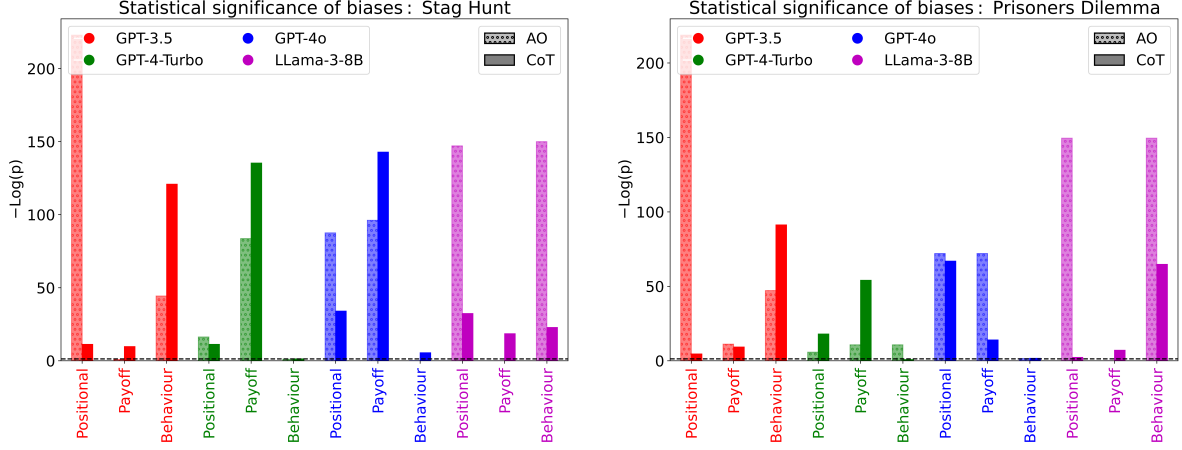


Figure 3: Figure showing the statistical analysis of the identified biases for all models tested, **GPT-3.5**, **GPT-4-Turbo**, **GPT-4o**, and **Llama-3-8B**. The larger the $-\text{Log}(p)$, the more statistically significant the bias. The dashed **black** line signifies the threshold at which the bias becomes statistically significant (found close to the horizontal axis for both plots). Notably, it can be seen that each model is significantly affected by at least one of the identified biases under both prompting methods. We can also consider the average over all three biases for each prompting method, namely; (LEFT) Stag Hunt - **AO**: **89.4**, **33.7**, **61.3**, **99.0** and **CoT**: **47.3**, **49.3**, **60.8**, **24.6** and (RIGHT) Prisoners Dilemma - **AO**: **92.4**, **9.11**, **48.6**, **99.7** and **CoT**: **35.0**, **24.3**, **27.5**, **24.7**. We can see that all models, except for GPT-4-Turbo, are affected less by the biases when using CoT prompting.

that leads to maximum possible gains, despite it not always being the optimal choice.

Behavioural Bias. In Figure 3, we can see that both GPT-4-Turbo and GPT-4o are weakly affected by the behavioural bias, whereas, both GPT-3.5 and Llama-3-8B are strongly affected. Specifically, GPT-3.5 is weakly biased when using the AO prompt and strongly biased when using the CoT prompt. Llama-3-8B shows a different pattern where it is strongly biased when using the AO prompt and weakly biased when using the CoT prompt. However, in Prisoners Dilemma, it is still the strongest bias under the CoT prompt. In Table 1, we observed that GPT-3.5 tends to select action label A when prompted to prioritise Common-Gain and action label B when prompted to prioritise Self-Gain. Again, Llama-3-8B shows a different pattern, where it tends to select action label A when prompted to prioritise Self-Gain and action label B when prompted to prioritise Common-Gain.

Alignment. Now that the fine-grained details of each identified bias have been discussed, let us consider the high-level effects these biases have on the performance of LLMs playing these games. In Figure 4, it can be seen that in all models, under both prompting methods, when the bias of the LLM and the experimental setup are misaligned, the performance is much worse. Specifically, **GPT-3.5**,

GPT-4-Turbo, **GPT-4o**, and **Llama-3-8B** show an average performance drop, over both prompting methods, of **32%**, **25%**, **34%**, and **28%**, respectively in Stag Hunt, and **28%**, **16%**, **34%**, and **24%** respectively in Prisoners Dilemma. It’s worth noting that employing CoT prompting generally lessens the performance drop due to bias misalignment, however, this isn’t the case with GPT-4-Turbo. This is because there is a significant relationship between the performance drop and the strength of the biases experienced by the models (see Figure 6 for the specifics) and it can be seen in Figure 3 that GPT-4-Turbo’s biases strengthen with CoT prompting. Additionally, all models, except GPT-4-Turbo under CoT prompting, perform equally or better in the Prisoner’s Dilemma compared to the Stag Hunt. The suspected reason is that in Prisoners Dilemma the action which **maximises self-gain** is the correct action 75% of the time (in Stag Hunt it is 50%, refer to Appendix A.3 for more detail), for all experimental setups, and that GPT-4-Turbo is the only model which is primarily biased to select the action which **maximises the common-gain** (see tables 2 and 4) which causes it to select the incorrect action more frequently.

6 Conclusion

In this work, we first motivated our work by comparing the way humans and GPT-4o play Stag Hunt,

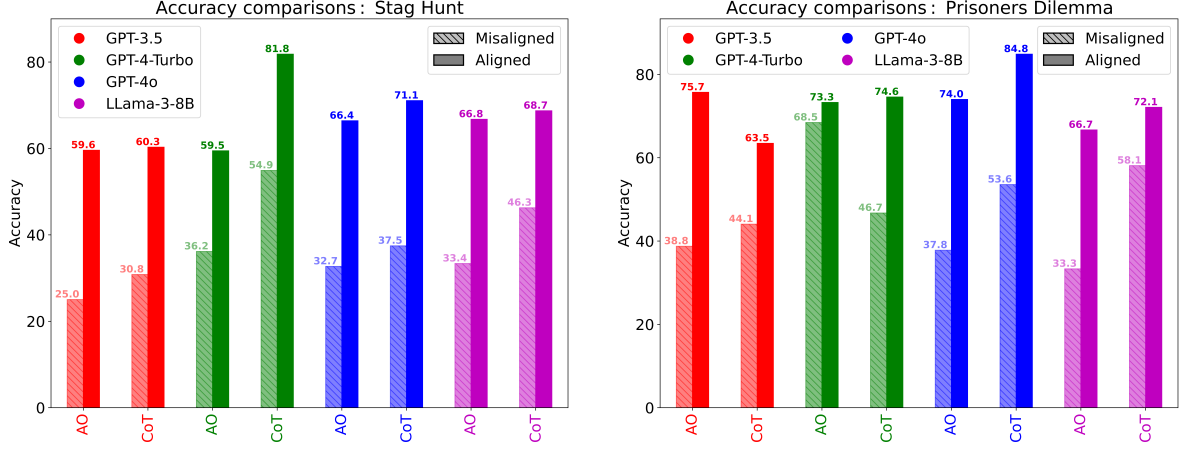


Figure 4: Figure comparing the performance (measured based on the selection of the Nash Equilibrium) for each model under the two tested prompting methods: (1) Answer-Only (AO) and (2) Chain-of-Thought (CoT). We see that, in most experiments, CoT enables the models to achieve a higher performance in both aligned and misaligned settings. We can also consider the difference in accuracy between misalignment and alignment, namely; (LEFT) Stag Hunt - AO: 34.5, 23.3, 33.7, 33.4 and CoT: 29.5, 26.9, 33.6, 22.4 and (RIGHT) Prisoners Dilemma - AO: 36.9, 4.8, 36.2, 33.3 and CoT: 19.4, 27.8, 31.3, 14.0. We note that all models, except for GPT-4-Turbo, have a smaller difference in performance when using CoT prompting. A more detailed alignment analysis can be seen in Appendix A.5 in Figure 5.

showing that GPT-4o does not reason over the task in a human-like way and is instead guided by its positional bias. Following this, we perform a more in-depth analysis of SOTA LLMs, showing that they are significantly affected by at least one of the 3 identified biases: (1) positional, (2) payoff, and (3) behavioural. These biases cause notable changes in the LLMs’ performances under different configurations, even though the underlying task remains unchanged. We show that models GPT-3.5, GPT-4-Turbo, GPT-4o, and Llama-3-8B show an average performance drop of 31%, 21%, 34%, and 27%, respectively across the tested games. This means that the observed performance of an LLM in game theoretic tasks cannot be used to make conclusive remarks on their ability since their biases may be better aligned with the task prompt compared to other models. Highlighting the importance of accounting for all configurations such that we may fully understand the LLMs’ capabilities. Additionally, we note that while newer and bigger models continue to improve upon the current standard LLM evaluation metrics, such as Massive Multitask Language Understanding (MMLU) and HumanEval (OpenAI), it is clear that these metrics of success are not sufficient enough when considering the effects of these systematic biases and how they affect the performance of LLMs in game theoretic tasks. We see that, while GPT-4o outperforms

all of the other tested models on these standard metrics (OpenAI), it suffers the worst in terms of performance drop. We also note that using CoT prompting reduces the strength of the biases on most models and subsequently lessens (but does not nullify) the above performance drops. This might suggest that additional work into prompt engineering might reduce the effects of biases on models satisfactorily, however, we also found that this trend is not true for all models as they are all affected differently, for example, GPT-4-Turbo’s biases strengthen with CoT prompting and this increases the above performance drop. This means that prompt engineering solutions that work for certain models may not work for all other models available, suggesting that it may not be a sufficiently general solution. To solve the issues associated with these systematic biases, we believe that a deeper understanding of why they arise needs to be achieved. For instance, we might speculate that much like a poorly trained classification model often fails to learn the underlying data distribution and may end up predicting the same class label for all inputs, LLMs are likely to exhibit these same weaknesses, which become more pronounced with increasing task complexity. An in-depth investigation of the causes of these biases and potential solutions is beyond the scope of this work and is left for future research.

7 Limitations

Through extensive testing and evaluation, possible limitations are identified below.

- (1) We tested only 2 two-player non-zero-sum games, both of which are somewhat similar to one another, and thus cannot make any conclusions on how the effects of the identified biases change for more complicated versions of such games or entirely different types of games.
- (2) Similarly, we did not test the games under different payoff matrices, and that could affect the identified biases and their impact.
- (3) We only tested 4 SOTA models and therefore cannot make any conclusive remarks on how the identified biases change for models of varying size, training time, training data and so on.
- (4) We purposefully chose to not explicitly mention the games which were being played, namely Stag Hunt and Prisoners Dilemma, as a means to ensure that the LLM reasons over the payoff matrix, instead of relying on its existing knowledge of the games from the training data. However, it could be interesting to observe how the biases change when the models are explicitly told which game they are playing.
- (5) We did not collect the data for our preliminary study and thus were limited to the kind of human-AI comparisons we could make.

8 Ethical Considerations

This paper aims to investigate the following research questions via a series of experiments: (1) How do LLMs perform on cognitive tasks, such as reasoning, navigation, planning, and theory of mind? and (2) What are the fundamental limitations of language models in terms of cognitive abilities? We believe highlighting biases in LLMs has significant academic and societal impacts. Academically, it suggests possible future directions for research to be taken. Societally, highlighting these biases provides a clear understanding of the limitations of people who employ LLMs in real-world scenarios. On the other hand, it also exposes the weaknesses in current applications, which could potentially be exploited by those with malicious intent.

References

Gati Aher, Rosa I. Arriaga, and Adam Tauman Kalai. 2023. [Using large language models to simulate mul-](#)

[tiple humans and replicate human subject studies](#). *Preprint*, arXiv:2208.10264.

Elif Akata, Lion Schulz, Julian Coda-Forno, Seong Joon Oh, Matthias Bethge, and Eric Schulz. 2023. [Playing repeated games with large language models](#). *Preprint*, arXiv:2305.16867.

David Albouy. 2004. Preference relations, social decision rules, singlepeakedness, and social welfare functions.

Marianna Belloc, Ennio Bilancini, Leonardo Boncinelli, and Simone D’Alessandro. 2019. Intuition and deliberation in the stag hunt game. *Scientific reports*, 9(1):14833.

Lukas Berglund, Meg Tong, Max Kaufmann, Mikita Balesni, Asa Cooper Stickland, Tomasz Korbak, and Owain Evans. 2023. The reversal curse: LLMs trained on "a is b" fail to learn "b is a". *arXiv preprint arXiv:2309.12288*.

Philip Brookins and Jason Matthew DeBacker. 2023. Playing games with gpt: What can we learn about a large language model from canonical strategic games? *Available at SSRN 4493398*.

Krishnendu Chatterjee. 2004. Two-player nonzero-sum-regular games. *Computer Science*.

Jiangjie Chen, Siyu Yuan, Rong Ye, Bodhisattwa Prasad Majumder, and Kyle Richardson. 2023. Put your money where your mouth is: Evaluating strategic planning and execution of llm agents in an auction arena. *arXiv preprint arXiv:2310.05746*.

Xinyun Chen, Ryan A Chi, Xuezhi Wang, and Denny Zhou. 2024. Premise order matters in reasoning with large language models. *arXiv preprint arXiv:2402.08939*.

Jinhao Duan, Renming Zhang, James Diffenderfer, Bhavya Kailkhura, Lichao Sun, Elias Stengel-Eskin, Mohit Bansal, Tianlong Chen, and Kaidi Xu. 2024. Gtbench: Uncovering the strategic reasoning limitations of llms via game-theoretic evaluations. *arXiv preprint arXiv:2402.12348*.

Caoyun Fan, Jindou Chen, Yaohui Jin, and Hao He. 2024. Can large language models serve as rational players in game theory? a systematic analysis. In *Proceedings of the AAAI Conference on Artificial Intelligence*, volume 38, pages 17960–17967.

Kanishk Gandhi, Dorsa Sadigh, and Noah D Goodman. 2023. Strategic reasoning with language models. *arXiv preprint arXiv:2305.19165*.

Ian Gemp, Yoram Bachrach, Marc Lanctot, Roma Patel, Vibhavari Dasagi, Luke Marris, Georgios Piliouras, and Karl Tuyls. 2024. States as strings as strategies: Steering language models with game-theoretic solvers. *arXiv preprint arXiv:2402.01704*.

- Olga Golovneva, Zeyuan Allen-Zhu, Jason Weston, and Sainbayar Sukhbaatar. 2024. Reverse training to nurse the reversal curse. *arXiv preprint arXiv:2403.13799*.
- Fulin Guo. 2023. Gpt in game theory experiments. *arXiv preprint arXiv:2305.05516*.
- Taicheng Guo, Xiuying Chen, Yaqi Wang, Ruidi Chang, Shichao Pei, Nitesh V Chawla, Olaf Wiest, and Xi-angliang Zhang. 2024. Large language model based multi-agents: A survey of progress and challenges. *arXiv preprint arXiv:2402.01680*.
- Muhammad Usman Hadi, Rizwan Qureshi, Abbas Shah, Muhammad Irfan, Anas Zafar, Muhammad Bilal Shaikh, Naveed Akhtar, Jia Wu, Seyedali Mirjalili, et al. 2023. A survey on large language models: Applications, challenges, limitations, and practical usage. *Authorea Preprints*.
- Julien IE Hoffman. 2015. *Biostatistics for medical and biomedical practitioners*. Academic press.
- Jen-tse Huang, Eric John Li, Man Ho Lam, Tian Liang, Wenxuan Wang, Youliang Yuan, Wenxiang Jiao, Xing Wang, Zhaopeng Tu, and Michael R Lyu. 2024. How far are we on the decision-making of llms? evaluating llms’ gaming ability in multi-agent environments. *arXiv preprint arXiv:2403.11807*.
- Jie Huang and Kevin Chen-Chuan Chang. 2022. Towards reasoning in large language models: A survey. *arXiv preprint arXiv:2212.10403*.
- Hae-Young Kim. 2017. Statistical notes for clinical researchers: Chi-squared test and fisher’s exact test. *Restorative dentistry & endodontics*, 42(2):152.
- Takeshi Kojima, Shixiang Shane Gu, Machel Reid, Yutaka Matsuo, and Yusuke Iwasawa. 2022. Large language models are zero-shot reasoners. *Advances in neural information processing systems*, 35:22199–22213.
- Jiatong Li, Rui Li, and Qi Liu. 2023a. Beyond static datasets: A deep interaction approach to llm evaluation. *arXiv preprint arXiv:2309.04369*.
- Jiatong Li, Rui Li, and Qi Liu. 2023b. [Beyond static datasets: A deep interaction approach to llm evaluation](#). *Preprint*, arXiv:2309.04369.
- Nunzio Lorè and Babak Heydari. 2023. Strategic behavior of large language models: Game structure vs. contextual framing. *arXiv preprint arXiv:2309.05898*.
- J Osborne Martin. 2017. *COURSE IN GAME THEORY*. PHI LEARNING.
- John H McDonald. 2009. *Handbook of biological statistics*, volume 2. sparky house publishing Baltimore, MD.
- Humza Naveed, Asad Ullah Khan, Shi Qiu, Muhammad Saqib, Saeed Anwar, Muhammad Usman, Nick Barnes, and Ajmal Mian. 2023. A comprehensive overview of large language models. *arXiv preprint arXiv:2307.06435*.
- OpenAI. [\[link\]](#).
- Martin J Osborne and Ariel Rubinstein. 1994. *A course in game theory*. MIT press.
- Henry Papadatos and Rachel Freedman. [Your llm judge may be biased - ai alignment forum](#).
- Steve Phelps and Yvan I Russell. 2023. Investigating emergent goal-like behaviour in large language models using experimental economics. *arXiv preprint arXiv:2305.07970*.
- Shuofei Qiao, Yixin Ou, Ningyu Zhang, Xiang Chen, Yunzhi Yao, Shumin Deng, Chuanqi Tan, Fei Huang, and Huajun Chen. 2022. Reasoning with language model prompting: A survey. *arXiv preprint arXiv:2212.09597*.
- Don Ross. 2024. Game Theory. In Edward N. Zalta and Uri Nodelman, editors, *The Stanford Encyclopedia of Philosophy*, Spring 2024 edition. Metaphysics Research Lab, Stanford University.
- Pranab Sahoo, Ayush Kumar Singh, Sriparna Saha, Vinija Jain, Samrat Mondal, and Aman Chadha. 2024. A systematic survey of prompt engineering in large language models: Techniques and applications. *arXiv preprint arXiv:2402.07927*.
- Brian Skyrms. 2001. The stag hunt. In *Proceedings and Addresses of the American Philosophical Association*, volume 75, pages 31–41. JSTOR.
- Peiyi Wang, Lei Li, Liang Chen, Dawei Zhu, Binghuai Lin, Yunbo Cao, Qi Liu, Tianyu Liu, and Zhifang Sui. 2023. Large language models are not fair evaluators. *arXiv preprint arXiv:2305.17926*.
- Lin Xu, Zhiyuan Hu, Daquan Zhou, Hongyu Ren, Zhen Dong, Kurt Keutzer, See Kiong Ng, and Jia-shi Feng. 2023. Magic: Benchmarking large language model powered multi-agent in cognition, adaptability, rationality and collaboration. *arXiv preprint arXiv:2311.08562*.
- Yadong Zhang, Shaoguang Mao, Tao Ge, Xun Wang, Adrian de Wynter, Yan Xia, Wenshan Wu, Ting Song, Man Lan, and Furu Wei. 2024. Llm as a mastermind: A survey of strategic reasoning with large language models. *arXiv preprint arXiv:2404.01230*.
- Zhuosheng Zhang, Aston Zhang, Mu Li, and Alex Smola. 2022. Automatic chain of thought prompting in large language models. *arXiv preprint arXiv:2210.03493*.
- Zihao Zhao, Eric Wallace, Shi Feng, Dan Klein, and Sameer Singh. 2021. Calibrate before use: Improving few-shot performance of language models. In *International conference on machine learning*, pages 12697–12706. PMLR.

Chujie Zheng, Hao Zhou, Fandong Meng, Jie Zhou, and Minlie Huang. 2023. Large language models are not robust multiple choice selectors. In *The Twelfth International Conference on Learning Representations*.

Lianmin Zheng, Wei-Lin Chiang, Ying Sheng, Siyuan Zhuang, Zhanghao Wu, Yonghao Zhuang, Zi Lin, Zhuohan Li, Dacheng Li, Eric Xing, et al. 2024. Judging llm-as-a-judge with mt-bench and chatbot arena. *Advances in Neural Information Processing Systems*, 36.

A Extended Details

A.1 Game Theory

Game Theory is the study of how the choices of interacting agents with specific preferences produce outcomes, intentional and not (Ross, 2024). Game theory is currently applied to many existing real-world tasks in domains such as economics, politics, and psychology (Martin, 2017).

Game theory models assume that the interacting agents make rational choices, which can be modelled as follows (Osborne and Rubinstein, 1994):

1. A set of actions A from which the agents select their choice.
2. A set of possible consequences C to action set A .
3. A function $g : A \rightarrow C$ that maps actions to consequences.
4. A preference relation⁵ \succeq on set C . Note that \succeq can be defined by a utility/payoff function $U : C \rightarrow \mathbb{R}$ where $x \succeq y \iff U(x) \geq U(y)$.

Therefore, a rational agent chooses $a^* \in A$ if $g(a^*) \succeq g(a)$ for all $a \in A$.

These situations, in which rational agents interact with each other by taking action simultaneously, are referred to as strategic games (Osborne and Rubinstein, 1994). The following defines a strategic game:

1. A finite set of players N .
2. A nonempty set of actions available to agent _{i} A_i
3. A preference relation for each agent _{i} \succeq_i on set $A = A_j \times A_j$ for $j \in N$. This is what distinguishes a strategic game from a decision problem.

While many different qualifications exist for these games, this article focuses on non-zero-sum games. The reason for this is as follows; In zero-sum games, an optimal solution can always be found due to its strictly competitive nature, which is not a fair representation of rational agent interactions for many important real-world scenarios. This is not the case for non-zero-sum games, which can have both competitive and cooperative elements. Popular examples of such games are Stag Hunt and Prisoners Dilemma, which will be the focus of this research. The contingency tables of which can be seen in Table 5.

	Stag	Hare		Quiet	Confess
Stag	5, 5	0, 4	Quiet	2, 2	0, 3
Hare	4, 0	2, 2	Confess	3, 0	1, 1

Table 5: Payoff matrices for (LEFT) Stag Hunt and (RIGHT) Prisoners Dilemma. The Nash Equilibrium(s) for each is shown in **red** for each game.

A key concept which is used to find an equilibrium in non-zero-sum games is the Nash Equilibrium (Chatterjee, 2004). A Nash Equilibrium is a solution to the game if no player can improve their outcome by unilaterally changing their decision. More formally (Osborne and Rubinstein, 1994):

A Nash Equilibrium of a strategic game (N, A, \succeq) is action $a^* \in A$ where $(a_i^*, a_{-i}^*) \succeq (a_i, a_{-i}^*)$ for all $a_i \in A_i$ and $i \in N$.

⁵Consider sources (Osborne and Rubinstein, 1994) and (Albouy, 2004) for details on the concept of preference relations.

Stag Hunt: The Stag Hunt, a prototype of the social contract (Skyrms, 2001), is a story of two hunters who can each hunt a hare on their own but have to work together to hunt a stag. The hunters have to decide on what action to take, without communicating with one another, based on whether they believe that their fellow hunter will choose to cooperate and hunt the stag or if they will choose to defect and hunt the hare. In formal game theory terms, it is a strategic game (N, A, \succeq) , where $N = 2$, $A \in (\text{Stag}, \text{Hare})$, and \succeq is defined by the payoff function represented as a payoff matrix in Table 5.

This game has two Nash Equilibrium (seen in red in Table 5);

- If the hunter believes that their fellow hunter will hunt the stag, there is no better option for them than to hunt the stag as well. Specifically, $a^* = \text{Stag}$ since $(\text{Stag}, \text{Stag}) \succeq (\text{Hare}, \text{Stag})$.
- If the hunter believes that their fellow player will hunt the hare, there is no better option for them than to hunt the hare as well. Specifically, $a^* = \text{Hare}$ since $(\text{Hare}, \text{Hare}) \succeq (\text{Stag}, \text{Hare})$.

Prisoners Dilemma: The Prisoners Dilemma, an illustration of a conflict between selfish and cooperative behaviour, is a story which tells of two prisoners both faced with the same choices; (1) To confess or (2) to remain silent. If both confess, they both spend 2 years in prison, if they both remain silent, they both spend 1 year in prison, and if one confesses and the other remains silent, the first spends no years in prison while the other spends 3. In formal game theory terms, it is a strategic game (N, A, \succeq) , where $N = 2$, $A \in (\text{Quiet}, \text{Confess})$, and \succeq is defined by the payoff function represented as a payoff matrix in Table 5.

Unlike the Stag Hunt, there is only one Nash Equilibrium (seen in red in Table 5) which is to always Confess. Specifically, $a^* = \text{Confess}$ since $(\text{Confess}, \text{Quiet}) \succeq (\text{Quiet}, \text{Quiet})$ and $(\text{Confess}, \text{Confess}) \succeq (\text{Quiet}, \text{Confess})$.

A.2 Fisher Exact Test

The Fisher Exact Test is used to analyse the statistical significance of the relationship between the rows and the columns of contingency tables (Kim, 2017). Specifically, the null hypothesis is that the columns and rows are independent (McDonald, 2009). Following this, the Fisher Exact test is used to calculate the p-value and for $p < 0.05$ (the null hypothesis has less than a 5% chance of being true) we reject the null hypothesis. Typically, the Fisher Exact Test is used for smaller sample sizes but is valid for all sizes (Kim, 2017). It is one of the Exact Tests since the calculation of the p-value does not rely on approximations (McDonald, 2009).

The Fisher Exact Test uses the hypergeometric distribution to calculate the p-values, which takes on the general form (Hoffman, 2015);

$$P(A = r, A' = (n - r)) = \frac{\binom{X}{r} \binom{N-X}{n-r}}{\binom{N}{n}} = \frac{\left(\frac{X!}{r!(X-r)!}\right) \left(\frac{(N-X)!}{(n-r)!(N-X-n+r)!}\right)}{\frac{N!}{n!(N-n)!}}$$

where N is the total population of objects, $X \in N$ have a specific characteristic A and $(N - X) \in X$ do not, and n is the sample size drawn from N . Essentially, the above is calculating the probability that r samples have a specific characteristic from the n samples drawn.

Now, given the example contingency Table 6, where N in the sample population, where $c_1 \in N$ has characteristic A and $c_2 \in N$ has characteristic A' . Then, from N , $r_1 \in N$ samples are drawn and $a \in r$ samples have characteristic A . Then to calculate the 2-sided p-value, the Hypergeometric Distribution function is used to calculate the probabilities that $x \in r_1$ where $0 < x < a$ have characteristic A . These probabilities are finally summed together. Specifically;

$$FET_{2-sided} = \sum_{x=0}^a P(A = x, A' = (r_1 - x))$$

Table 6: Example of 2x2 contingency Table.

	A	A'	TOTAL
IN SAMPLE	A	B	r_1
NOT IN SAMPLE	C	D	r_2
	c_1	c_2	N

A.3 Behaviour Preferences

We test the LLMs under different combinations of preferred behaviours, namely; the **acting player (AP)** will be prompted with both the preferred behaviours (prioritise **Common-Gain** or prioritise **Self-Gain**) of their **fellow player (FP)** as well as their own (**AP, FP** = { CG, SG }). The following states which action the acting agent should select based on the preferred behaviours of both players:

Stag Hunt: Preferred Behaviours

Acting Agent: **Common-Gain** + Fellow Agent: **Common-Gain** \Rightarrow Action = **Common-Gain**

Acting Agent: **Common-Gain** + Fellow Agent: **Self-Gain** \Rightarrow Action = **Self-Gain**

Acting Agent: **Self-Gain** + Fellow Agent: **Common-Gain** \Rightarrow Action = **Common-Gain**

Acting Agent: **Self-Gain** + Fellow Agent: **Self-Gain** \Rightarrow Action = **Self-Gain**

*Note: selecting the action which maximises the **Common-Gain** and **Self-Gain** are both correct 50% of the time over all setups.*

Prisoners Dilemma: Preferred Behaviours

Acting Agent: **Common-Gain** + Fellow Agent: **Common-Gain** \Rightarrow Action = **Common-Gain**

Acting Agent: **Common-Gain** + Fellow Agent: **Self-Gain** \Rightarrow Action = **Self-Gain**

Acting Agent: **Self-Gain** + Fellow Agent: **Common-Gain** \Rightarrow Action = **Self-Gain**

Acting Agent: **Self-Gain** + Fellow Agent: **Self-Gain** \Rightarrow Action = **Self-Gain**

*Note: selecting the action which maximises the **Common-Gain** is the correct action only 25%, while **Self-Gain** is correct 75% of the time of over all setups.*

A.4 Prompts

For each combination of preferred behaviour, different prompt configurations will be tested. The base prompt is as follows:

BASE PROMPT

Game Context:

You are one player in a 2-player game. In this 2-player game, you and your fellow player balance risk and reward. Both of you make simultaneous choices between actions **label_1** and **label_2**. The outcomes are based on the combination of your choices. If both choose **label_1**, you both gain PO(**label_1**, **label_1**) point(s). Opting for **label_1** while your opponent picks **label_2** earns you PO(**label_1**, **label_2**), and they get PO(**label_2**, **label_1**). If both go for **label_2**, you both receive PO(**label_2**, **label_2**) point(s). Choosing **label_2** while your opponent selects **label_1** results in PO(**label_2**, **label_1**) points for you and PO(**label_1**, **label_2**) for them.

Player Preferences:

You: acting agent's preferred behaviour ($CG \vee SG$)
Fellow Player: fellow agent's preferred behaviour ($CG \vee SG$)

where action labels $\{\text{label_1}, \text{label_2}\} = \{A, B\}$ and $\text{label_1} \neq \text{label_2}$. The notation $PO()$ refers to the payoff matrix and the corresponding gain associated with those actions being taken. Varying this prompt over the defined sets will result in a total of 16 different experimental setups, which together will provide a sufficient test suit on which the biases of the LLMs can be investigated.

Below are the two prompting methods used: (1) Action-Only and (2) Zero-shot Chain-of-Thought prompting.

Action-Only PROMPT

What action should you take given the game context and player preferences?

You should only respond in JSON format as described below:

```
{  
  "action": "selected action, either label_1 or label_2"  
}
```

Zero-shot Chain-of-Thought PROMPT

What action should you take given the game context and player preferences?

You should only respond in JSON format as described below:

```
{  
  "reasoning": "step-by-step reasoning",  
  "action": "selected action, either label_1 or label_2"  
}
```

Let's work this out in a step by step way to be sure that we have the right answer.

A.5 Additional Results

Performance Comparison

Figure 5 shows a comparison in the average performance (measured in accuracy) between (1) Unmatched: the LLM biases and the experiment setup match and (2) Matched: the LLM biases and the experiment setup do not match.

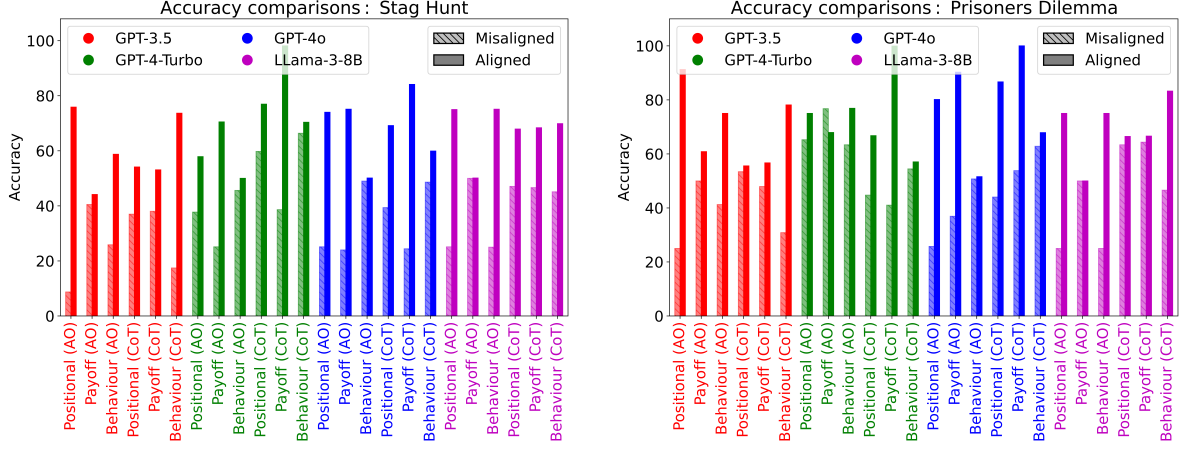


Figure 5: Figure showing the alignment analysis for all models, where the performance comparison of each configuration is seen. It is clear that for almost all configurations, when the bias is misaligned the performance suffers greatly.

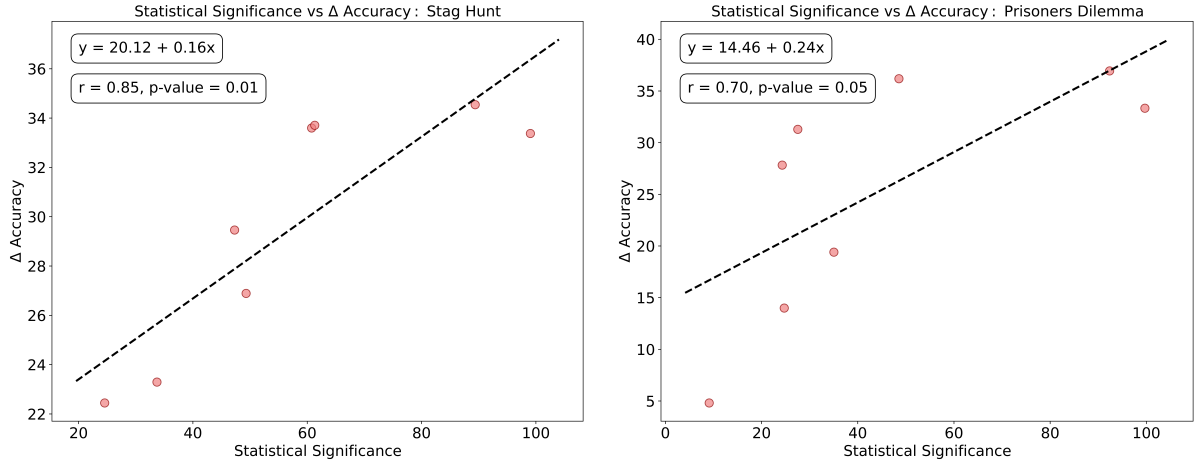


Figure 6: Figure showing average statistical significance vs the difference in accuracy achieved when misaligned and aligned. (LEFT) Stag Hunt - the correlation coefficient calculated, $r = 0.85$, is shown to be statistically significant with a $\rho = 0.01$ and (RIGHT) Prisoner Dilemma - the correlation coefficient calculated, $r = 0.70$, is shown to be statistically significant with a $\rho = 0.05$. We can, therefore, say that the linear relationship between the average statistical significance of the three measured biases and the performance drop when the experiment setting is misaligned is statistically significant in both games.

LLM Reasoning

The following blocks of text show common patterns of reasoning for GPT4-Turbo under the 4 different experimental configurations when both agents are prompted with a preference to prioritise their self-gain (similar patterns are observed for other combinations of preferred behaviours).

Table 7: Payoff matrices for Stag Hunt (LEFT) and Prisoners Dilemma (RIGHT) for the different configurations. The configurations differ by changing the order in which the payoff matrix is prompted to the LLM and how the payoffs are associated with the labels.

STAG HUNT					PRISONERS DILEMMA						
CONFIG 1			CONFIG 2			CONFIG 1			CONFIG 2		
	A	B		A	B		A	B		A	B
A	5, 5	0, 4	A	2, 2	4, 0	A	2, 2	0, 3	A	1, 1	3, 0
B	4, 0	2, 2	B	0, 4	5, 5	B	3, 0	1, 1	B	0, 3	2, 2
CONFIG 3			CONFIG 4			CONFIG 3			CONFIG 4		
	B	A		B	A		B	A		B	A
B	5, 5	0, 4	B	2, 2	4, 0	B	2, 2	0, 3	B	1, 1	3, 0
A	4, 0	2, 2	A	0, 4	5, 5	A	3, 0	1, 1	A	0, 3	2, 2

Note how reasoning is used by the LLM over the action it will select changes as the configurations change. This is because it is biased towards selecting a certain action and will therefore reason in such a way that the biased answer might make sense.

STAG HUNT: REASONING

Configuration 1

Given the game's rules and the principles of both players, we need to consider the outcomes based on mutual self-interest. If both players choose A, each gains 5 points, which is the maximum possible for mutual choice. If one chooses A and the other B, the player choosing B gains 4 points while the other gains 0. If both choose B, each gains 2 points. Since both players prioritize their own points, choosing A could risk gaining 0 points if the other player chooses B, aiming for 4 points. However, choosing B guarantees at least 2 points, and potentially 4 if the other player chooses A. Given the risk of gaining 0 points with A and the guarantee of at least 2 points with B, the safer and potentially more rewarding choice is B.

Configuration 2

Given the game's rules and the principles of both players, we need to consider the outcomes based on mutual decisions. If both choose A, each gains 2 points. If one chooses A and the other B, the one who chooses A gets 4 points, and the one who chooses B gets 0. If both choose B, each gains 5 points. If one chooses B and the other A, the one who chooses B gets 0 points, and the one who chooses A gets 4. Since both players prioritize their own points, choosing B is the safer and potentially more rewarding option because the worst-case scenario (choosing B while the opponent chooses A) results in 0 points, but the best-case scenario (both choosing B) results in 5 points each, which is the maximum possible gain for both players simultaneously.

Configuration 3

Given the game's rules and the principles of both players, we can analyze the outcomes. If both players choose B, each gains 5 points, which is a good outcome. If one chooses B and the other A, the one choosing A gains 4 points while the other gets 0. If both choose A, each gains 2 points. Since both players prioritize their own points, choosing B could risk getting 0 points if the other player chooses A, aiming for 4 points. However, choosing A guarantees at least 2 points regardless of the other player's choice, and potentially 4 points if the other chooses B. Therefore, choosing A maximizes the guaranteed points and also offers a chance for a higher reward if the opponent chooses B.

Configuration 4

Given the game's rules and the principles of both players, we need to consider the outcomes based on each combination of choices. If both players choose B, each earns 2 points. If one chooses B and the other A, the B chooser gets 4 points and the A chooser gets 0. If both choose A, each earns 5 points. Since both players prioritize their own points, choosing A could be risky if the other player chooses B, resulting in 0 points. However, choosing B is safer as the worst outcome is 2 points (if both choose B) and the best is 4 points (if the opponent chooses A). Given that both players aim to maximize their own points, it's likely the opponent might also consider choosing B to avoid the risk of earning 0 points. Therefore, choosing B seems to be the safer and potentially more rewarding strategy based on the game setup and player principles.

PRISONERS DILEMMA: REASONING

Configuration 1

Given the game's rules and the principles of both players, we need to consider the outcomes of each combination of choices. If both choose A, each gains 2 points. If one chooses A and the other B, the one who chooses B gains 3 points while the other gains 0. If both choose B, each gains 1 point. Since both players prioritize their own points, choosing B is a safer option because it guarantees at least 1 point and potentially 3 points if the opponent chooses A. Choosing A risks gaining 0 points if the opponent chooses B.

Configuration 2

Given the game's rules and the principles of both players, we need to consider the outcomes of each combination of choices. If both players choose A, each gains 1 point. If one chooses A and the other B, the one who chooses A gains 3 points while the other gets 0. If both choose B, each gains 2 points. If one chooses B and the other A, the one who chooses B gets 0 points and the other gets 3. Since both players prioritize their own points, choosing B is safer as it guarantees at least 2 points if both choose B, whereas choosing A risks getting 0 points if the opponent chooses B. Therefore, choosing B maximizes the minimum gain (minimax strategy).

Configuration 3

Given that both players prioritize their own points, choosing action B is risky unless both players choose B, which results in 2 points each. However, if one chooses B and the other chooses A, the player who chose A gets 3 points while the one who chose B gets 0. If both choose A, each player gets 1 point. Since both players aim to maximize their own points, it's likely that the opponent will choose A to avoid the risk of getting 0 points by choosing B. Therefore, to maximize your own points in anticipation of the opponent's likely choice of A, you should also choose A to ensure you get at least 1 point rather than risking getting 0 points.

Configuration 4

Given the game's rules and the principles of both players, we need to consider the outcomes based on each possible combination of choices. If both players choose B, each earns 1 point. If one chooses B and the other A, the player choosing B earns 3 points while the other earns 0. If both choose A, each earns 2 points. If one chooses A and the other B, the player choosing A earns 0 points while the other earns 3. Since both players prioritize their own points, choosing A could risk earning 0 points if the other player chooses B. However, choosing B guarantees at least 1 point and can earn up to 3 points if the other player chooses A. Therefore, choosing B maximizes the potential gain while minimizing the risk of earning no points.