

PeaPOD: Personalized Prompt Distillation for Generative Recommendation

Jerome Ramos
University College London
London, UK
jerome.ramos.20@ucl.ac.uk

Bin Wu
University College London
London, UK
bin.wu.23@ucl.ac.uk

Aldo Lipani
University College London
London, UK
aldo.lipani@ucl.ac.uk

Abstract

Large Language Models (LLMs) have become a powerful foundation for generative recommender systems, offering a unified approach to diverse recommendation tasks. However, existing multi-task LLM recommendation methods often rely on discrete ID-based prompts or task-specific soft prompts, which overlook the valuable collaborative signals shared among users with similar interests. To address this limitation, this paper presents a compositional framework that integrates a user's individual preferences with collective preferences from similar users to build personalized soft prompts. Specifically, an attention-based mechanism fuses the embeddings of users with similar interests, creating a richer representation that captures multiple facets of user preferences. This design dynamically emphasizes shared interests while maintaining each user's distinctive preferences. Experiments on three real-world datasets demonstrate the effectiveness of the proposed approach across sequential recommendation, top-n recommendation, and explanation generation tasks, underscoring the advantages of incorporating collaborative signals through an attention-based compositional strategy.

CCS Concepts

• Information systems → Recommender systems.

Keywords

Recommender Systems, Personalization, Generative Recommendation

ACM Reference Format:

Jerome Ramos, Bin Wu, and Aldo Lipani. 2025. PeaPOD: Personalized Prompt Distillation for Generative Recommendation. In *Proceedings of Make sure to enter the correct conference title from your rights confirmation email (Conference acronym 'XX)*. ACM, New York, NY, USA, 11 pages. <https://doi.org/XXXXXXX.XXXXXXX>

1 Introduction

Recommender systems have emerged as pivotal tools in guiding users through vast amounts of items and tailoring personalized

experiences across various tasks, including sequential recommendation, top-n recommendation, and explanation generation [3]. Recently, recommender systems trained using large language models (LLMs), known as generative recommender systems, have unlocked the ability to perform multiple tasks with a single model. This unified design allows LLM-based recommender systems to perform well in various downstream tasks, including in a zero-shot or few-shot setting [4, 5].

P5 [4] formulates recommendation as a text-to-text sequence task and trains the model to perform generative recommendations based on discrete prompt templates. Li et al. [13] further proposed *Prompt Distillation* to address the disconnect between the IDs (including user and item) used in the discrete template and their original natural language meaning. In particular, they employ a continuous prompt to capture the information of the discrete prompt in a more flexible manner. However, existing work maintains prompts that are reused for all users. This globally-shared prompt design is in conflict with the fact that users' personalized preferences greatly differ across the entire user population [33]. In the real world, users might have similar or distinct preferences behind their interactions.

One intuitive solution for personalizing generative recommender systems is to create a personalized prompt for each user based solely on their individual interactions. Tan et al. [28] have shown that fine-tuning a unique parameter-efficient fine-tuning (PEFT) module on each user's interaction history can effectively personalize LLMs for personalized text generation and classification. However, this method is is reliant on the user having extensive historical data. Thus, fine-tuning a unique prompt per user is ineffective when the user's interaction history is too sparse to enable effective personalization. Additionally, prior research in recommender systems has shown that sharing collaborative information among users with similar interests can improve performance in warm-start settings [1, 10, 16].

In this work, we propose **PERSONALIZED PROMPT DISTILLATION (PeaPOD)**, a flexible framework that fuses individual and group-level signals into a unified *collaborative user prompt* for recommendation. To construct this system, we first utilize standard collaborative filtering techniques to generate initial user embeddings. These embeddings are then refined using a compositional, attention-based strategy that captures a contextualized representation of user-to-user relationships. Specifically, the user embedding of target user u serves as the query vector in a multi-head attention module, while the embeddings of the top- n most similar users, identified via cosine similarity, act as both key and value vectors. By dynamically weighting shared preferences among similar users, our model generates a collaborative user soft prompt that effectively captures and aligns with the target user's preferences. Moreover, we implement multiple attention heads to allow

Permission to make digital or hard copies of all or part of this work for personal or classroom use is granted without fee provided that copies are not made or distributed for profit or commercial advantage and that copies bear this notice and the full citation on the first page. Copyrights for components of this work owned by others than the author(s) must be honored. Abstracting with credit is permitted. To copy otherwise, or republish, to post on servers or to redistribute to lists, requires prior specific permission and/or a fee. Request permissions from permissions@acm.org.
Conference acronym 'XX, June 03–05, 2018, Woodstock, NY

© 2025 Copyright held by the owner/author(s). Publication rights licensed to ACM.
ACM ISBN 978-1-4503-XXXX-X/18/06
<https://doi.org/XXXXXXX.XXXXXXX>

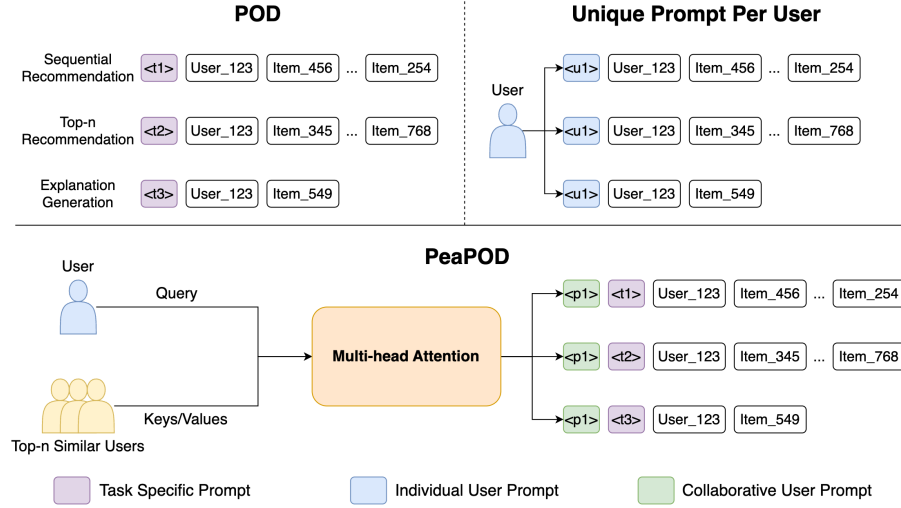


Figure 1: Comparison of soft prompt architectures for multi-task generative recommendation. Unlike previous methods, *PeaPOD* utilizes the query-key-value mechanism from attention to generate a collaborative user prompt that captures group-level preferences based on the target user’s individual preferences.

the model to capture different dimensions of similarity, resulting in a richer representation of the target user. As a result, *PeaPOD* provides a personalized soft prompt that can be used effectively across multiple generative recommendation tasks. Across three Amazon datasets, *PeaPOD* is able to achieve state-of-the-art performance on three recommendation tasks. We provide all data and code used at: <https://anonymous.4open.science/r/peapod-3FF7/>.

Our key contributions are summarized below:

- (1) We propose **PErsonAlized PrOmpt Distillation (PeaPOD)**, a novel compositional strategy that distills collaborative user preferences into a personalized soft prompt for LLM-based recommendation.
- (2) We leverage the query-key-value mechanism from multi-head attention to capture diverse user-to-user relationships and construct a contextualized user representation that integrates both individual- and group-level information.
- (3) We conduct extensive experiments on sequential recommendation, top-n recommendation, and explanation generation tasks. Comprehensive ablation studies and results further validate the effectiveness and superiority of our proposed *PeaPOD* framework.

2 Related Works

2.1 LLMs for Recommendation

In recent years, researchers have explored the effectiveness of using LLMs for recommendation. The two main methods of LLMs for recommender systems are (1) using the LLM’s pre-trained knowledge to recommend items in a zero-shot or few-shot setting and (2) fine-tuning the model for a given domain.

One advantage of LLMs is that they are pre-trained with a large amount of data from various domains. Thus, Sanner et al. [24] crowdsourced a dataset of natural language summaries of user preferences and showed that prompting a language model with these

user summaries yielded competitive performance with traditional baselines in a near cold-start setting. Ramos et al. [22] showed that a generative recommendation system trained solely on natural language user profiles are also competitive with traditional recommender systems in a warm-start setting, with the added benefit of transparency and scrutability. In addition, the zero-shot prompting of GPT-4 has also beaten SOTA models in a conversational recommender setting [6]. Although prompting LLMs can lead to strong performance in recommender tasks, they are reliant on better content knowledge rather than collaborative knowledge [6, 34]. Thus, if the item metadata is not already learned in the pre-trained knowledge base or if the target dataset users interact differently than the users that the LLM was originally trained on, the performance of the recommender system will suffer.

To mitigate these issues, the model can be further fine-tuned on target datasets in order to train the model based on the given user population and add or update its knowledge on the item dataset. P5 [4] is the first work that trains a T5-based [20] foundational recommender model to unify various recommendation tasks in a shared framework. VIP5 [5] extends P5 to a multi-modal foundational recommender system. POD [13] builds upon the P5 model and appends a task-specific, continuous prompt to the input to improve performance. Although these models pass in the user ID as inputs, they still do not leverage the collaborative information contained from similar users. Zhu et al. [39] expands the tokenizer vocabulary to add user/item IDs as tokens and learn collaborative information, but this technique is infeasible as the number of users/items grows. In this work, we focus on developing a foundational generative recommender model that can efficiently encode individual and collaborative preferences for multiple downstream tasks.

2.2 Structural Prompt

One issue with generative approaches to recommendation is how to effectively encode user-item interactions to use with LLMs. Researchers have proposed numerous methods to bridge the gap between IDs and natural language. One option is to add the user’s name and item title to the input prompt. However, this data may be unavailable or non-unique, making it difficult to personalize recommendations. Another option is to directly insert the user and item IDs to the discrete prompt template [4]. However, LLMs are trained on natural language text rather than IDs, which limits the effectiveness of this approach [13].

To tackle these issues, many researchers have explored how to effectively encode item IDs with LLMs. Rajput et al. [21] proposed using RQ-VAE with item metadata to generate semantically meaningful tuples of tokens to serve as the semantic ID for each item. GPTRec uses a novel SVD tokenization method to generate quantized item embeddings based on user-item interactions [19]. Tan et al. [27] proposed training a textual ID generator alongside the LLM-based recommender to convert item IDs to meaningful text descriptions. While these methods are effective, they do not address the need for encoding *user preferences* as input to the model.

To incorporate user preferences into the LLM-based recommender, Zhang et al. [37] proposes a mapping technique to project user embeddings learned from collaborative filtering into a soft prompt. In this work, we focus on developing an attention-based compositional method to better model user-to-user relationships. Previous work in continual learning for image classification has shown that an attention-based mechanism can be used to effectively share information between similar classes of images to improve performance [25]. In the context of generative recommendation, multi-head attention [31] is used to capture both individual and collaborative preferences across diverse feature spaces.

3 Preliminary

3.1 Recommendation Tasks

Following existing works [4, 13], we focus on three important recommendation tasks: (1) Sequential Recommendation, (2) Top-n Recommendation, and (3) Explanation Generation. Let $u \in U$ denote a user in the user set and $i \in I$ denote an item in the item set across all three tasks. We aim to train a unified model to complete the following tasks:

- *Sequential Recommendation*: given a user u and a list of historical interactions in chronological order i_1, i_2, \dots, i_{n-1} , the task is to predict the next item i_n that u will interact with.
- *Top-n Recommendation*: given a pool of randomly sampled items from I , the model must select the top N items that the user wants to interact with.
- *Explanation Generation*: given a user u and item i , the model must generate an explanation $E_{u,i}$ that explains why u likes/dislikes i .

Importantly, the scope of our study focuses only on user and item IDs for recommendation and excludes additional information such as item metadata or user profiles because this information may be sensitive or unavailable.

Table 1: Notation Table

Symbol	Description
u	Target user
i	Item
$E_{u,i}$	Explanation why u likes/dislikes i
F	User-Item feedback matrix
d_u	Dimension of user embedding
S_u	Top-n most similar users to u
d_m	Dimension of model
Q, K, V	Query, key, and value matrices
W_h^Q, W_h^K, W_h^V	Linear projection weights for head h
z	User’s summary vector
p	Collaborative user prompt
d_p	Dimension of collaborative user prompt
$head_h$	Output of attention for head h
d_k	Dimension of attention head
W_l	Linear layer weight for feedforward network
b	Bias vector
H	Number of attention heads

3.2 Prompt Distillation

In traditional recommender systems, user and item IDs are commonly used to identify unique users and items. However, since these IDs are unique to the dataset and are not natural language text, it is necessary to perform additional fine-tuning to allow the LLM to effectively understand these IDs. The most common methodology is to train the model with *discrete prompt templates*. For example, in the case of explanation generation, the discrete prompt could be “Explain why user_1234 enjoys item_5678”. When using IDs with discrete prompt templates, recent research proposes adding an additional embedding space, called whole-word embeddings, so that the model can recognize which tokens belong to the appropriate ID [4]. That is, each token in the ID utilizes the same whole-word embedding and all other tokens are tokenized as normal.

Although discrete prompts can lead to good performance, they are inflexible and require manually crafted prompts. Thus, the performance of the model may depend strongly on how well the instructions were written. On the other hand, continuous prompts are dynamically adjusted and fine-tuned through techniques like soft prompt tuning, which optimizes prompts by learning continuous embeddings. This approach allows the model to learn regardless of the quality of the prompt template. Li et al. [13] introduced *Prompt Distillation*, which distills discrete prompts into continuous prompt vectors. The authors used prompt distillation to incorporate task-specific, continuous prompts for each recommendation task. These prompts are shared globally across all users to improve the model’s performance. Since this method adds a shared continuous prompt per recommendation task, we will refer to these continuous prompts as *task-specific prompts*. Although task-specific prompts were shown to improve performance in our recommendation tasks, they cannot express personalization because each user utilizes the same set of prompts. Thus, it is imperative to develop a new method to distill each user’s preferences into a *personalized* soft prompt that

caters to each user's individual needs, while incorporating relevant preferences from similar users.

4 Collaborative User Prompt

The goal of the *collaborative user prompt* is to distill user preferences into a soft prompt to represent the user's personal interests while also leveraging collaborative knowledge from users with similar preferences. To accomplish this, we implement multi-head attention [31] to create a contextualized user representation that combines individual and group-level information. Attention dynamically weights the influence of each similar user, producing a richer and more robust representation. Furthermore, the utilization of multiple heads allows the model to capture different aspects of similarity, resulting in a more comprehensive and diverse understanding of the target user. By applying multi-head attention, we are able to generate a personalized soft prompt that can be effectively used and shared by the LLM across multiple recommender tasks.

4.1 User Embedding Representation

To generate the collaborative user prompt, we must first select an effective input to the multi-head-attention module. In our case, we choose to utilize a user embedding generated from probabilistic matrix factorization [16] to generate embeddings for each user. In particular, given a user-item feedback matrix $F \in \mathbb{R}^{|U| \times |I|}$, the model learns a user matrix $U \in \mathbb{R}^{|U| \times d_u}$ and item matrix $I \in \mathbb{R}^{|I| \times d_u}$, where d_u is the selected dimension size of the user embedding and $|U|$ and $|I|$ are the number of users and items, respectively. $u \in U$ represents a user embedding that encodes a user's individual preferences. By construction, users with similar preferences end up closer in this embedding space (e.g. higher cosine similarity). These pretrained user embeddings serve as a strong initialization for personalization because they already capture collaborative signals.

4.2 Attending User Embeddings

In our framework, attention is utilized to generate a collaborative user prompt p by leveraging the embeddings of user u (e.g. u) and $S_u \in \mathbb{R}^{n \times d_u}$, which is defined as the top- n most similar user embeddings to u by cosine similarity. We attend over these n neighboring user embeddings to capture their collective preferences, conditioned on u . We first project u and each neighbor's embedding $s_i \in S_u$ into the query Q , key K , and value V subspaces.

$$Q = W_Q u + b_Q \in \mathbb{R}^{d_m} \quad (1)$$

$$K_i = W_K s_i + b_K \in \mathbb{R}^{d_m} \quad (2)$$

$$V_i = W_V s_i + b_V \in \mathbb{R}^{d_m} \quad (3)$$

where d_m is the dimensionality of the base LLM. Aggregating similar users, we define the key and value spaces as:

$$K = \begin{bmatrix} K_1 \\ K_2 \\ \vdots \\ K_n \end{bmatrix} \in \mathbb{R}^{n \times d_m}, \quad V = \begin{bmatrix} V_1 \\ V_2 \\ \vdots \\ V_n \end{bmatrix} \in \mathbb{R}^{n \times d_m} \quad (4)$$

Q is the representation of the target user u that we condition group-level information on. K encodes S_u in the key space, enabling the model to learn how relevant each similar user is to u . V carries the content from S_u to be aggregated by attention. We use scaled dot-product attention to compute an attention vector and apply it to V :

$$z = \text{Attention}(Q, K, V) = \text{softmax}\left(\frac{QK^T}{\sqrt{d_m}}\right)V \in \mathbb{R}^{d_m}, \quad (5)$$

This results in an attention-weighted summary vector z . In the context of our selected inputs, This allows us to dynamically aggregate the most important information from similar users with regards to u , further enhancing the collaborative information learned from the initialized user embeddings. Finally, we apply a linear layer to z to obtain the collaborative user prompt p .

$$p = W_I z + b_I \in \mathbb{R}^{d_p} \quad (6)$$

where d_p is the selected prompt length for the collaborative user prompt. By attending to the top- n most similar users, we dynamically incorporate relevant collaborative signals into p based on u . This compositional strategy combines group-level information, conditioned on u 's preferences, to distill collaborative preferences into a personalized soft prompt.

4.3 Multi-Head Attention

The collaborative user prompt described in Section 4.2 can be extended from a single-head implementation to a multi-head attention [31]. Multi-head attention enables the model to attend to different subspaces of the embeddings simultaneously, allowing the model to capture richer relationships and patterns across the top- n similar users.

Formally, instead of using a single set of linear projections for Q , K , and V , we learn multiple sets of projections, one for each head $h \in \{1, \dots, H\}$:

$$\text{head}_h = \text{Attention}(QW_h^Q, KW_h^K, VW_h^V) \in \mathbb{R}^{d_k}, \quad (7)$$

where $\mathbb{R}^{d_k} = \mathbb{R}^{d_m/H}$ is the dimension of each attention head. After concatenating all heads, the final dimension remains d_m . The outputs of each head are then concatenated and passed through a linear layer:

$$z_{mha} = \text{Concat}(\text{head}_1, \dots, \text{head}_H) \in \mathbb{R}^{d_m} \quad (8)$$

$$p_{mha} = W_I z_{mha} + b_I \in \mathbb{R}^{d_p} \quad (9)$$

In the context of the collaborative user prompt, multi-head attention is able to capture multiple, diverse user-to-user relationships between u and S_u . Specifically, each head can learn to focus on different aspects of the user embeddings. For example, one head might focus on users who share highly overlapping item preferences, while another might capture niche or temporal similarities. By combining multiple heads, we integrate these different viewpoints into a more comprehensive collaborative user representation. Because multi-head attention allows us to capture more nuanced similarities among neighbors, it potentially leads to better personalization than single-head attention.

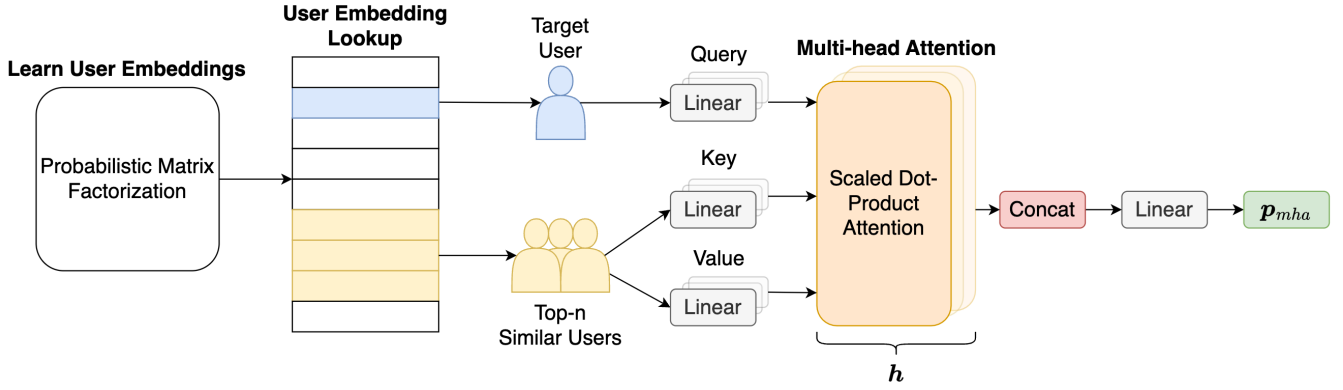


Figure 2: Full PeaPOD model architecture. We first initialize a set of user embeddings using probabilistic matrix factorization. We then apply multi-head attention, where the user embedding of target user u is passed to the query vector and the embeddings of the top- n most similar users S_u are passed to the key and value vectors. The final output is the collaborative user prompt p_{mha} , which dynamically captures collaborative knowledge from S_u based on u 's personalized preferences.

4.4 Training and Generative Recommendation

Using the task-alternated training strategy proposed by Li et al. [13], we alternate the task trained for each batch. This allows us to save time during training because the samples in the batch have the same data format and will therefore be a similar length to one another. Importantly, task-alternated training did not show any degradation in generative recommendation performance versus traditional random batching strategies [13]. We combine collaborative user prompts, task-specific prompts, and discrete prompts as input during training. We also add whole-word embeddings to help the model identify which tokens belong to a particular ID [4]. We show the whole model architecture in Figure 2.

As all the generative recommendation tasks are posed as a sequence-to-sequence task, we use the Negative Log-Likelihood (NLL) loss to optimize the model parameters Θ .

$$\mathcal{L}_{\Theta} = \frac{1}{|\mathcal{D}|} \sum_{(X,Y) \in \mathcal{D}} \frac{1}{|Y|} \sum_{t=1}^{|Y|} -\log p(y_t | Y_{<t}, X) \quad (10)$$

where \mathcal{D} is the training set that consists of input output pairs (X,Y) and $\log p(y_t | Y_{<t}, X)$ is the probability of generating token y_t , given input sequence X and the tokens previously generated.

In addition, the model must output a sequence of text that forms an item ID (or natural language text in the case of explanation generation). For this task, we choose beam search, which is commonly used for its effectiveness in sequence-to-sequence generation. Suppose we set the number of beams to b . At each time step, are b candidate sequences. In the next step, any word in the vocabulary V are appended to the end of the candidate sequences, resulting in $b \times V$ combinations. We can then select b sequences that have the maximum log-likelihood. The LLM can continue this process until the candidate sequences reach a predefined maximum length. For sequential recommendation and top- n recommendation, the b candidate sequences form the recommendation list. For explanation, we select the sequence with the largest log-likelihood from the candidates.

5 Experimental Setup

The following research questions will guide the remainder of the paper:

- **RQ1:** Does our proposed PeaPOD model outperform existing state-of-the-art models on different tasks?
- **RQ2:** Does using a different method to obtain user embeddings significantly change the recommendation performance?
- **RQ3:** What is the effectiveness of adding a collaborative user prompt as input to the model?
- **RQ4:** How does model size impact performance?
- **RQ5:** How useful is multi-head attention vs. alternative implementations such as single-head attention or multi-layer perceptron?

5.1 Datasets

To answer the research questions, we use the Sports, Beauty, and Toys & Games Dataset from Amazon [17]. We reuse the preprocessing steps and the 8:1:1 train/validation/test splits created by Geng et al. [4]. Each sample consists of a user ID, an item ID, a text review, a rating, and a time stamp. We provide the dataset statistics in Table 2. For explanation generation, the Sentires toolkit [38] was used to extract ground-truth explanations for a given (user, item) pair. For sequential recommendation, the last item in a user's history is part of the test set, the penultimate item is part of the validation set, and all other items are included in the train set. To prevent data leakage, the same training split used for sequential recommendation is used for top- n recommendation.

5.2 Baselines

We report the following baselines for each of the three recommendation tasks:

- For *sequential recommendation*, we compare with the following baselines: Caser [29], HGN [15], GRU4Rec [7], BERT4Rec [26], FDSA [36], SASRec [8], P5 [4], VIP5 [5], POD [13], IDGenRec [27], and RDRec [32].

Dataset	Sports	Beauty	Toys
#Users	35,598	22,363	19,412
#Items	18,357	12,101	11,924
#Reviews	296,337	198,502	167,597
#Sparsity (%)	0.0453	0.0734	0.0724

Table 2: Statistics of the datasets.

- For *top-n recommendation*, we compare our method with: MF [10], MLP [1], P5 [4], VIP5 [5], POD [13], and RDRec [32].
- For *explanation generation*, we use the following baselines: Att2Seq [2], NRT [11], PETER [12], P5 [4], VIP5 [5] and POD [13].

5.3 Evaluation Metrics

For sequential and top-n recommendation, we evaluate models using two commonly used metrics, normalized Discounted Cumulative Gain (nDCG) and Hit Ratio (HR). nDCG is a metric used to evaluate the quality of ranked lists by considering the position of relevant items, while HR measures the fraction of relevant items that appear in the top-n positions of a ranked list. In particular, we measure $HR@5,10$ and $nDCG@5,10$ for sequential recommendation and $HR@1,5,10$ and $nDCG@5,10$ for top-n recommendation. For explanation generation, we evaluate models using BLEU [18] and ROUGE [14]. BLEU evaluates machine translation quality using n-gram precision against reference translations, while ROUGE assesses text summarization and translation by comparing n-gram overlaps with reference texts. We report the F1 scores for BLEU-4, ROUGE-1, ROUGE-2, and ROUGE-L. For all metrics, a greater score indicates better performance. In all tables, the best performing model for each metric is in **bold** and the second best model is underlined.

5.4 Implementation Details

To ensure a fair comparison, we compare PeaPOD with POD [13], P5 [4], and VIP5 [5] using T5-small (60.5 M parameters) [20] as the base LLM. On average, each experiment took 6 hours to run. Since the main focus of our study is not on formulating discrete prompts, we reuse the same discrete prompts as POD [13]. We adapt task-alternated training, as proposed by Li et al. [13], to speed up training time by alternating each task per batch.

To initialize user embeddings for PeaPOD, we train a probabilistic matrix factorization model [16] for top-n recommendation. We set the hyperparameters to 100 iterations with a dimension size of 512, learning rate of $1e-3$, and a lambda regularization of $1e-3$. We will refer to this model as PeaPOD-PMF. We train PeaPOD-PMF on an Nvidia RTX 3090 for 30 epochs. We utilize the AdamW optimizer [9], with a batch size of 64, learning rate of $5e-3$, and length of the task-specific prompt set to 3. We save the best performing model on the validation set.

For the collaborative user prompt, we perform a hyperparameter search, testing prompt lengths of {3, 5, 8, 10}, number of heads of {1, 2, 4, 8, 16} and the number of similar users of {5, 10, 20, 30}. For Sports and Beauty, the optimal hyperparameters we found was 20 similar users and the length of the collaborative user prompt $|p_{mha}| = 3$. For Toys, the optimal hyperparameters we found was

10 similar users and $|p_{mha}| = 3$. For all dataset, $H = 4$. During inference time, the number of beams is set to 20 and the inference batch size is set to 32 for all tasks. We include our implementation at: <https://anonymous.4open.science/r/peapod-3FF7/>.

6 Results

6.1 Recommendation Performance (RQ1)

6.1.1 Sequential Recommendation. In Table 3, we compare our models with the baseline models on the sequential recommendation task. Our results show that PeaPOD-PMF outperforms all baselines in the three datasets. In addition, the superior performance of our model shows that user embeddings generated from one recommendation task can act as a strong signal for other recommender tasks. Although the set of user embeddings is generated from PMF, a top-n recommendation model, PeaPOD-PMF outperforms traditional sequential recommendation models. Thus, PeaPOD can effectively utilize personalized information from PMF to perform recommendation tasks that PMF is not explicitly trained for.

6.1.2 Top-n Recommendation. In Table 4, we report the performance of our method and the baselines on the top-n recommendation task. We found that PeaPOD-PMF outperformed existing baselines on the Beauty and Toys datasets and placed second in Sports. Although PeaPOD-PMF was initialized on a variant of matrix factorization, PeaPOD-PMF showed significant gains over the matrix factorization baseline. Thus, our attention-based compositional strategy is able to further refine the collaborative information provided by the initial user embedding. We explore the effects of the selected method to initialize user embeddings in Section 6.2.

6.1.3 Explanation Generation. In Table 5, we report the performance of all models on the explanation generation task. We observe that PeaPOD-PMF performs competitively in Toys and Sports. In particular, PeaPOD-PMF achieved the best performance in BLEU-4 and ROUGE-2 in Toys. However, PeaPOD-PMF performs worse in Beauty. **Importantly, the top-two models, P5 and VIP5, contained additional item metadata in the input that the other models did not have.** In particular, P5 provides the item title in the prompt and VIP5 includes both the item title and the item photo. Thus, we posit that including item metadata in the input greatly contributes to the improvement of performance for explanation generation. Although the scope of our study focuses on scenarios where only user and item IDs are available to the model, PeaPOD can be easily extended to include these additional metadata as input. Integrating these complementary methods can lead to better overall performance, making it a compelling avenue for future research.

6.2 Sensitivity to User Embeddings (RQ2)

We train an ablated variant of PeaPOD, named **PeaPOD-BiVAE**, to understand the effect that initial user embeddings have on the PeaPOD architecture. We initialize the user embeddings of PeaPOD-BiVAE by training a Bilateral Variational Autoencoder (BiVAE) [30] for top-n recommendation. We train BiVAE for 100 epochs with an embedding size of 512, learning rate of $1e-3$, and λ of $1e-3$. We report the results of both PeaPOD models in Figure 3.

Table 3: Performance comparison on sequential recommendation.

Methods	Sports				Beauty				Toys			
	HR@5	NDCG@5	HR@10	NDCG@10	HR@5	NDCG@5	HR@10	NDCG@10	HR@5	NDCG@5	HR@10	NDCG@10
Caser	0.0116	0.0072	0.0194	0.0097	0.0205	0.0131	0.0347	0.0176	0.0166	0.0107	0.0270	0.0141
HGN	0.0189	0.0120	0.0313	0.0159	0.0325	0.0206	0.0512	0.0266	0.0321	0.0221	0.0497	0.0277
GRU4Rec	0.0129	0.0086	0.0204	0.0110	0.0137	0.0099	0.0283	0.0137	0.0097	0.0059	0.0176	0.0084
BERT4Rec	0.0115	0.0075	0.0191	0.0099	0.0203	0.0124	0.0347	0.0170	0.0116	0.0071	0.0203	0.0099
FDSA	0.0182	0.0122	0.0288	0.0156	0.0267	0.0163	0.0407	0.0208	0.0228	0.0140	0.0381	0.0189
SASRec	0.0233	0.0154	0.0350	0.0192	0.0387	0.0249	0.0605	0.0318	0.0463	0.0306	0.0675	0.0374
S ³ -Rec	0.0251	0.0161	0.0364	0.0204	0.0387	0.0247	0.0607	0.0327	0.0443	0.0294	0.0640	0.0376
P5	0.0272	0.0169	0.0361	0.0198	0.0530	0.0370	0.0659	0.0421	0.0460	0.0567	0.0709	0.0587
VIP5	0.0412	0.0345	0.0475	0.0365	0.0556	0.0427	0.0677	0.0467	0.0662	0.0577	0.0749	0.0604
IDGenRec	0.0429	0.0326	0.0574	0.0372	<u>0.0618</u>	<u>0.0486</u>	<u>0.0814</u>	<u>0.0541</u>	0.0655	0.0481	<u>0.0870</u>	0.0551
POD	0.0496	0.0396	0.0576	0.0419	0.0537	0.0395	0.0688	0.0443	0.0691	<u>0.0599</u>	0.0742	<u>0.0610</u>
RDRec	0.0505	0.0408	0.0596	0.0433	0.0601	0.0461	0.0743	0.0504	<u>0.0723</u>	0.0593	0.0802	0.0605
PeaPOD-PMF	0.0534	0.0424	0.0638	0.0456	0.0718	0.0527	0.0915	0.0591	0.0865	0.0708	0.1018	0.0750

Table 4: Performance comparison on top-n recommendation.

Methods	Sports					Beauty					Toys				
	HR@1	HR@5	NDCG@5	HR@10	NDCG@10	HR@1	HR@5	NDCG@5	HR@10	NDCG@10	HR@1	HR@5	NDCG@5	HR@10	NDCG@10
MF	0.0314	0.1404	0.0848	0.2563	0.1220	0.0311	0.1426	0.0857	0.2573	0.1224	0.0233	0.1066	0.0641	0.2003	0.0940
MLP	0.0351	0.1520	0.0927	0.2671	0.1296	0.0317	0.1392	0.0848	0.2542	0.1215	0.0252	0.1142	0.0688	0.2077	0.0988
P5	0.0567	0.1514	0.1049	0.2196	0.1269	0.0571	0.1566	0.1078	0.2317	0.1318	0.0451	0.1322	0.0889	0.2023	0.1114
VIP5	0.0699	0.1882	0.1304	0.2717	0.1572	0.0615	0.1655	0.1147	0.2407	0.1388	0.0433	0.1301	0.0875	0.2037	0.1110
POD	0.0895	0.2086	0.1506	0.2873	0.1756	0.0829	0.1926	0.1391	0.2670	0.1629	0.0567	0.1433	0.1009	0.2082	0.1215
RDRec	0.1285	0.2747	0.2033	0.3683	0.2326	<u>0.1203</u>	<u>0.2572</u>	<u>0.1902</u>	<u>0.3380</u>	<u>0.2160</u>	<u>0.0660</u>	<u>0.1655</u>	<u>0.1171</u>	<u>0.2375</u>	<u>0.1398</u>
PeaPOD-PMF	<u>0.1252</u>	<u>0.2708</u>	<u>0.2006</u>	<u>0.3596</u>	<u>0.2287</u>	0.1292	0.2628	0.1978	0.3423	0.2228	0.0728	0.2126	0.1581	0.2872	0.1817

Table 5: Performance comparison on explanation generation.

Methods	Sports					Beauty					Toys				
	BLEU-4	ROUGE-1	ROUGE-2	ROUGE-L		BLEU-4	ROUGE-1	ROUGE-2	ROUGE-L		BLEU-4	ROUGE-1	ROUGE-2	ROUGE-L	
Att2Seq	0.5305	12.2800	1.2107	9.1312		0.7889	12.6590	1.6820	9.7481		1.6238	13.2245	2.9942	10.7398	
NRT	0.4793	11.0723	1.1304	7.6674		0.8295	12.7815	1.8543	9.9477		1.9084	13.5231	3.6708	11.1867	
PETER	0.7112	12.8944	1.3283	9.8635		1.1541	14.8497	2.1413	11.4143		1.9861	14.2716	3.6718	11.7010	
P5	<u>1.0447</u>	14.9048	2.1297	11.1778		1.2237	17.6938	2.2489	12.8606		2.2892	15.4505	3.6974	12.1718	
VIP5	1.0639	<u>14.8628</u>	2.1012	11.1059		1.2850	17.7492	2.3482	12.9170		<u>2.3241</u>	<u>15.3006</u>	3.6590	<u>12.0421</u>	
POD	1.0013	14.0168	2.0436	<u>11.1236</u>		1.0630	15.2517	1.5737	11.3283		2.3053	12.2889	3.8512	10.3923	
PeaPOD-PMF	1.0313	13.7253	1.8260	10.7078		1.0468	12.9759	1.8853	10.2740		2.5145	13.8132	4.0357	11.5514	

Overall, we find that the method of initializing user embeddings affects how well the model performs on the different tasks. PeaPOD-BiVAE performed better on sequential recommendation for Sports, but PeaPOD-PMF performed better on all other metrics. Thus, the method used to obtain the initial user embeddings plays an important role in the overall recommendation performance.

It is important to note that the user embedding *does not* need to be generated from a traditional recommender system. The primary reason we chose to initialize user embeddings using collaborative filtering was that it provides key information about user-to-user interactions that the attention mechanism can further refine. However, any method that provides a strong signal about personalized and collaborative preferences can be used as input to PeaPOD. For future work, we plan to optimize the user embedding initialization and collaborative user prompt generation steps into a unified, end-to-end architecture so that the two components can be trained at the same time rather than splitting them into two distinct steps.

6.3 Effects of Collaborative User Prompt (RQ3)

To understand the effectiveness of collaborative user prompts versus globally shared prompts, we fine-tune PeaPOD-PMF with the same architecture and hyperparameters, but omit the task-specific prompts. We refer to the ablated model as **PeaPOD-PMF (no task)**. We report our findings in Figure 4.

We find that for sequential and top-n recommendation, PeaPOD-PMF performs better on Beauty and Toys, whereas PeaPOD-PMF (no task) performs better in Sports. For explanation generation, the models perform similar to each other, with a slight edge for PeaPOD-PMF in Beauty and PeaPOD-PMF (no task) in Toys. Importantly, we find that PeaPOD-PMF (no task) shows better performance overall versus POD in sequential recommendation and top-n recommendation. Thus, the personalized information distilled into the collaborative user prompt encodes more relevant information for generative recommendation compared to the task-specific prompt. However, combining the two types of prompts leads to better performance overall. Since both models are fine-tuned using same LLM (T5-small) and discrete prompt templates, we can attribute the gain

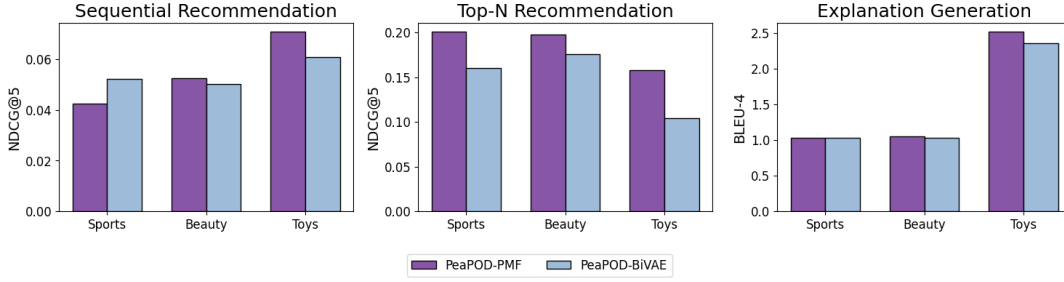


Figure 3: Comparison between PeaPOD-PMF and PeaPOD-BiVAE.

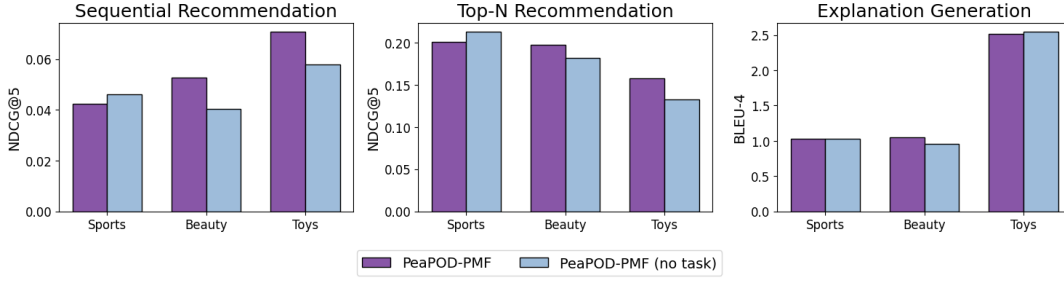


Figure 4: Comparison between PeaPOD-PMF and an ablated version, PeaPOD (no task), trained without task-specific prompts.

in PeaPOD’s performance to the effectiveness of a collaborative user prompt that utilizes preferences shared between similar users to improve recommendation performance.

6.4 Effects of Model Size (RQ4)

We investigate the effects of a larger base model size on the recommendation performance. In particular, we compare PeaPOD-PMF (small) and PeaPOD-PMF (base), which are models fine-tuned on T5-small (60.5M params) and T5-base (223M params), respectively. We train both models with the same hyperparameters and user embeddings. We report our findings in Tables 6, 7, and 8.

For sequential recommendation, we find that PeaPOD-PMF (base) outperforms PeaPOD-PMF (small) on the Sports dataset, but underperforms on the Beauty and Toys datasets. For top-n recommendation, PeaPOD-PMF (base) performs worse for the Beauty and Toys datasets, but is competitive with PeaPOD-PMF (small) in Sports. In particular, PeaPOD-PMF (base) saw the lowest drop in performance on the Toys dataset. For explanation generation, PeaPOD-PMF (base) performs better for Sports and PeaPOD-PMF (small) performs better for Beauty. Interestingly, we find that PeaPOD-PMF (base) overfits on the model much earlier than its small counterpart on all three datasets.

Overall, we find that a bigger model does not always equate to a better performance. In fact, PeaPOD-PMF (small) model performs better on the majority of metrics despite having fewer parameters. Geng et al. [4] found a similar finding, noting that the smaller P5 variant outperformed the larger P5 variant on numerous tasks. In addition, both our and Geng et al. [4]’s experiments found that the larger model performs significantly better on the Sports dataset, which has significantly more data and a lower sparsity

compared to Beauty and Toys datasets. These findings indicate that a larger model may be needed when there is more data, whereas a smaller model might be more appropriate when training on a smaller dataset with higher sparsity.

6.5 Effects of Multi-head Attention

To understand the effects of multi-head attention versus alternative implementations, we perform an ablation experiment with a varying number of heads. Specifically, to create ablated versions of the collaborative user prompt p , we train PeaPOD-PMF on the Beauty dataset with the number of heads set to $\{1, 2, 4, 8, 16\}$. In addition, we also experiment with passing the user embedding through a multi-layer perceptron (MLP). Rather than performing attention and passing the attended values through a linear layer, MLP passes the user embedding directly through a linear layer to project the user embedding as a personalized soft prompt. We include this experiment to observe if encoding collaborative information via attention provides superior performance versus simpler methods. We show the experimental results in Figure 5.

We observe that multi-head attention with 4 heads, denoted as MHA_4 , achieved the best overall performance, particularly in sequential recommendation. MHA_4 showed a slight improvement over single-head attention (referred to as ‘1’ in Figure 5) in all explanation generation metrics. For top-n recommendation, the performance of MHA_4 and single-head attention was close to equal. We also observe that all attention-based models significantly outperformed the MLP implementation, showing the advantage of the compositional attention strategy. However, increasing the number of heads beyond 4 led to a decline in performance for all three recommendation tasks. This suggests that while adding more heads

Table 6: Performance comparison on sequential recommendation between small and base models.

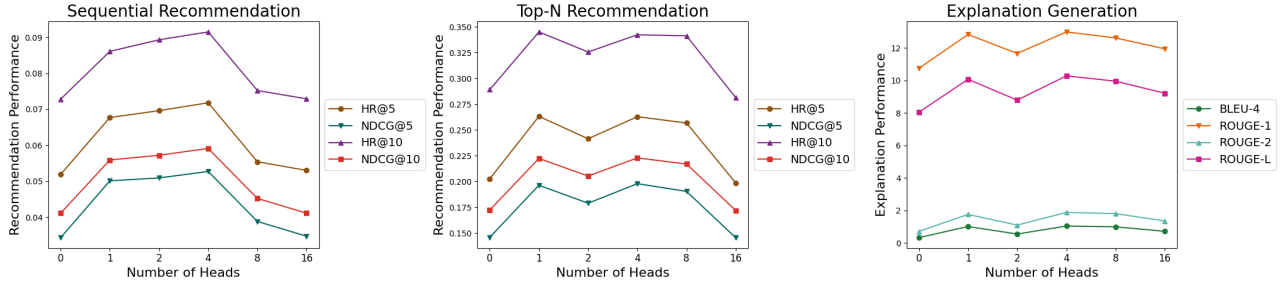
Methods	Sports				Beauty				Toys			
	HR@5	NDCG@5	HR@10	NDCG@10	HR@5	NDCG@5	HR@10	NDCG@10	HR@5	NDCG@5	HR@10	NDCG@10
PeaPOD-PMF (small)	0.0534	0.0424	0.0638	0.0456	0.0718	0.0527	0.0915	0.0591	0.0865	0.0708	0.1018	0.0750
PeaPOD-PMF (base)	0.0562	0.0461	0.0658	0.0488	0.0582	0.0443	0.0721	0.0488	0.0731	0.0589	0.0827	0.0610

Table 7: Performance comparison on top-n recommendation between small and base models.

Methods	Sports					Beauty					Toys				
	HR@1	HR@5	NDCG@5	HR@10	NDCG@10	HR@1	HR@5	NDCG@5	HR@10	NDCG@10	HR@1	HR@5	NDCG@5	HR@10	NDCG@10
PeaPOD-PMF (small)	0.1252	0.2708	0.2006	0.3596	0.2287	0.1292	0.2628	0.1978	0.3423	0.2228	0.0728	0.2126	0.1581	0.2872	0.1817
PeaPOD-PMF (base)	0.1280	0.2698	0.2016	0.3588	0.2300	0.1000	0.2268	0.1652	0.3086	0.1914	0.0649	0.1494	0.1079	0.2168	0.1291

Table 8: Performance comparison on explanation generation between small and base models.

Methods	Sports				Beauty				Toys			
	BLEU-4	ROUGE-1	ROUGE-2	ROUGE-L	BLEU-4	ROUGE-1	ROUGE-2	ROUGE-L	BLEU-4	ROUGE-1	ROUGE-2	ROUGE-L
PeaPOD-PMF (small)	0.9148	11.2685	1.7870	8.8078	1.0050	13.4532	1.5863	10.3238	2.4295	13.5537	3.9567	11.3863
PeaPOD-PMF (base)	1.0548	14.1369	2.0106	11.1413	0.8602	13.2299	1.3422	10.0028	2.5037	14.4358	3.9266	11.8846

**Figure 5: The effects of different number of heads used for attention on the Beauty dataset. Note that ‘0’ represents multi-layer perceptron (MLP) rather than the number of heads.**

improves performance up to a certain point, exceeding this threshold causes the model to overfit.

7 Conclusion

In this paper, we propose PeaPOD, a novel generative recommender model that effectively distills individual and group user preferences into a collaborative user prompt. In particular, we introduce a multi-head attention strategy that uses the query-key-value mechanism to generate a personalized user embedding. Multi-head attention allows the model to capture multiple user-to-user relationships and enables the model to efficiently share collaborative knowledge between similar users. Our experiments confirm the effectiveness of our PeaPOD framework in three common recommendation tasks. Future directions include adding additional information during training, such as item metadata, and developing an end-to-end architecture to unify the user embedding initialization and multi-head attention stages.

8 Limitations and Ethical Concerns

One limitation of our approach is that we restrict our study to exclusively using user and item IDs. Thus, we do not incorporate any additional metadata such as user profiles or item descriptions. We find that this may hinder performance on explanation generation,

which relies on having a strong understanding of both the user and item to provide a personalized response. We predict that providing additional metadata to the model can improve performance, particularly if it is given in natural language text as the LLM is already pre-trained on such data. We plan to extend PeaPOD to utilize this information in future work.

Another concern is the issue of fairness in generative recommender systems. For example, prior research has shown that LLM-based recommenders skew towards popular items [35], which can cause a disparity in recommendations and lead to a bias-amplification loop. In addition, past research has investigated the issue of fairness in the LLM itself [23]. Thus, careful consideration must be made when deploying a generative recommender model to mitigate unfair recommendations.

References

- [1] Heng-Tze Cheng, Levent Koc, Jeremiah Harmsen, Tal Shaked, Tushar Chandra, Hrish Aradhye, Glen Anderson, Greg Corrado, Wei Chai, Mustafa Ispir, Rohan Anil, Zakaria Haque, Lichan Hong, Vihan Jain, Xiaobing Liu, and Hemal Shah. 2016. Wide & Deep Learning for Recommender Systems. In *Proceedings of the 1st Workshop on Deep Learning for Recommender Systems*. ACM, Boston MA USA, 7–10. <https://doi.org/10.1145/2988450.2988454>
- [2] Li Dong, Shaohan Huang, Furu Wei, Mirella Lapata, Ming Zhou, and Ke Xu. 2017. Learning to Generate Product Reviews from Attributes. In *Proceedings of the 15th Conference of the European Chapter of the Association for Computational Linguistics: Volume 1, Long Papers*, Mirella Lapata, Phil Blunsom, and Alexander

- Koller (Eds.). Association for Computational Linguistics, Valencia, Spain, 623–632.
- [3] Yingqiang Ge, Shuchang Liu, Zuohui Fu, Juntao Tan, Zelong Li, Shuyuan Xu, Yunqi Li, Yikun Xian, and Yongfeng Zhang. 2022. A Survey on Trustworthy Recommender Systems. *arXiv:2207.12515* [cs]
 - [4] Shijie Geng, Shuchang Liu, Zuohui Fu, Yingqiang Ge, and Yongfeng Zhang. 2022. Recommendation as Language Processing (RLP): A Unified Pretrain, Personalized Prompt & Predict Paradigm (P5). In *Proceedings of the 16th ACM Conference on Recommender Systems*. ACM, Seattle WA USA, 299–315. <https://doi.org/10.1145/3523227.3546767>
 - [5] Shijie Geng, Juntao Tan, Shuchang Liu, Zuohui Fu, and Yongfeng Zhang. 2023. VIP5: Towards Multimodal Foundation Models for Recommendation. In *Findings of the Association for Computational Linguistics: EMNLP 2023*. Association for Computational Linguistics, Singapore, 9606–9620. <https://doi.org/10.18653/v1/2023.findings-emnlp.644>
 - [6] Zhankui He, Zhouhang Xie, Rahul Jha, Harald Steck, Dawen Liang, Yesu Feng, Bodhisattwa Prasad Majumder, Nathan Kallus, and Julian McAuley. 2023. Large Language Models as Zero-Shot Conversational Recommenders. In *Proceedings of the 32nd ACM International Conference on Information and Knowledge Management*. ACM, Birmingham United Kingdom, 720–730. <https://doi.org/10.1145/3583780.3614949>
 - [7] Dietmar Jannach and Malte Ludewig. 2017. When Recurrent Neural Networks Meet the Neighborhood for Session-Based Recommendation. In *Proceedings of the Eleventh ACM Conference on Recommender Systems*. ACM, Como Italy, 306–310. <https://doi.org/10.1145/3109859.3109872>
 - [8] Wang-Cheng Kang and Julian McAuley. 2018. Self-attentive sequential recommendation. In *2018 IEEE international conference on data mining (ICDM)*. IEEE, 197–206.
 - [9] Diederik P. Kingma and Jimmy Ba. 2015. Adam: A Method for Stochastic Optimization. In *ICLR (Poster)*. Yoshua Bengio and Yann LeCun (Eds.).
 - [10] Yehuda Koren, Robert Bell, and Chris Volinsky. 2009. Matrix Factorization Techniques for Recommender Systems. *Computer* 42, 8 (Aug. 2009), 30–37. <https://doi.org/10.1109/MC.2009.263>
 - [11] Lei Li, Yongfeng Zhang, and Li Chen. 2020. Generate Neural Template Explanations for Recommendation. In *Proceedings of the 29th ACM International Conference on Information & Knowledge Management*. ACM, Virtual Event Ireland, 755–764. <https://doi.org/10.1145/3340531.3411992>
 - [12] Lei Li, Yongfeng Zhang, and Li Chen. 2021. Personalized Transformer for Explainable Recommendation. In *Proceedings of the 59th Annual Meeting of the Association for Computational Linguistics and the 11th International Joint Conference on Natural Language Processing (Volume 1: Long Papers)*, Chengqing Zong, Fei Xia, Wenjie Li, and Roberto Navigli (Eds.). Association for Computational Linguistics, Online, 4947–4957. <https://doi.org/10.18653/v1/2021.acl-long.383>
 - [13] Lei Li, Yongfeng Zhang, and Li Chen. 2023. Prompt Distillation for Efficient LLM-based Recommendation. In *Proceedings of the 32nd ACM International Conference on Information and Knowledge Management*. ACM, Birmingham United Kingdom, 1348–1357. <https://doi.org/10.1145/3583780.3615017>
 - [14] Chin-Yew Lin and Eduard Hovy. 2003. Automatic Evaluation of Summaries Using N-gram Co-Occurrence Statistics. In *Proceedings of the 2003 Conference of the North American Chapter of the Association for Computational Linguistics on Human Language Technology - NAACL '03*, Vol. 1. Association for Computational Linguistics, Edmonton, Canada, 71–78. <https://doi.org/10.3115/1073445.1073465>
 - [15] Chen Ma, Peng Kang, and Xue Liu. 2019. Hierarchical Gating Networks for Sequential Recommendation. In *Proceedings of the 25th ACM SIGKDD International Conference on Knowledge Discovery & Data Mining*. ACM, Anchorage AK USA, 825–833. <https://doi.org/10.1145/3292500.3330984>
 - [16] Andriy Mnih and Russ R Salakhutdinov. 2007. Probabilistic Matrix Factorization. In *Advances in Neural Information Processing Systems*, Vol. 20. Curran Associates, Inc.
 - [17] Jianmo Ni, Jiacheng Li, and Julian McAuley. 2019. Justifying Recommendations using Distantly-Labeled Reviews and Fine-Grained Aspects. In *Proceedings of the 2019 Conference on Empirical Methods in Natural Language Processing and the 9th International Joint Conference on Natural Language Processing (EMNLP-IJCNLP)*, Kentaro Inui, Jing Jiang, Vincent Ng, and Xiaojun Wan (Eds.). Association for Computational Linguistics, Hong Kong, China, 188–197. <https://doi.org/10.18653/v1/D19-1018>
 - [18] Kishore Papineni, Salim Roukos, Todd Ward, and Wei-Jing Zhu. 2002. BLEU: A Method for Automatic Evaluation of Machine Translation. In *Proceedings of the 40th Annual Meeting on Association for Computational Linguistics (ACL '02)*. Association for Computational Linguistics, USA, 311–318. <https://doi.org/10.3115/1073083.1073135>
 - [19] Aleksandr V. Petrov and Craig Macdonald. 2023. Generative Sequential Recommendation with GPTRec. <https://doi.org/10.48550/arXiv.2306.11114> [cs]
 - [20] Colin Raffel, Noam Shazeer, Adam Roberts, Katherine Lee, Sharan Narang, Michael Matena, Yanqi Zhou, Wei Li, and Peter J. Liu. 2020. Exploring the Limits of Transfer Learning with a Unified Text-to-Text Transformer. *The Journal of Machine Learning Research* 21, 1 (Jan. 2020), 140:5485–140:5551.
 - [21] Shashank Rajput, Nikhil Mehta, Anima Singh, Raghunandan Hulikal Keshavan, Trung Vu, Lukasz Heldt, Lichan Hong, Yi Tay, Vinh Tran, Jonah Samost, Maciej Kula, Ed Chi, and Maheswaran Sathiamoorthy. 2023. Recommender Systems with Generative Retrieval. *Advances in Neural Information Processing Systems* 36 (Dec. 2023), 10299–10315.
 - [22] Jerome Ramos, Hossen A. Rahmani, Xi Wang, Xiao Fu, and Aldo Lipani. 2024. Natural Language User Profiles for Transparent and Scrutable Recommendations. *arXiv:2402.05810* [cs]
 - [23] Flavia Salutari, Jerome Ramos, Hossein A Rahmani, Leonardo Linguaglossa, and Aldo Lipani. 2023. Quantifying the Bias of Transformer-Based Language Models for African American English in Masked Language Modeling. In *Pacific-Asia Conference on Knowledge Discovery and Data Mining*. Springer Nature Switzerland Cham, 532–543.
 - [24] Scott Sanner, Krisztian Balog, Filip Radlinski, Ben Wedin, and Lucas Dixon. 2023. Large Language Models Are Competitive Near Cold-start Recommenders for Language- and Item-based Preferences. *arXiv:2307.14225* [cs]
 - [25] James Seale Smith, Leonid Karlinsky, Vyshnavi Gutta, Paola Cascante-Bonilla, Donghyun Kim, Assaf Arbel, Rameswar Panda, Rogerio Feris, and Zsolt Kira. 2023. CODA-Prompt: Continual Decomposed Attention-Based Prompting for Rehearsal-Free Continual Learning. In *2023 IEEE/CVF Conference on Computer Vision and Pattern Recognition (CVPR)*. IEEE, Vancouver, BC, Canada, 11909–11919. <https://doi.org/10.1109/CVPR52729.2023.01146>
 - [26] Fei Sun, Jun Liu, Jian Wu, Changhua Pei, Xiao Lin, Wenwu Ou, and Peng Jiang. 2019. BERT4Rec: Sequential Recommendation with Bidirectional Encoder Representations from Transformer. In *Proceedings of the 28th ACM International Conference on Information and Knowledge Management*. ACM, Beijing China, 1441–1450. <https://doi.org/10.1145/3357384.3357895>
 - [27] Juntao Tan, Shuyuan Xu, Wenyue Hua, Yingqiang Ge, Zelong Li, and Yongfeng Zhang. 2024. IDGenRec: LLM-RecSys Alignment with Textual ID Learning. In *SIGIR* arXiv. <https://doi.org/10.48550/arXiv.2403.19021> arXiv:2403.19021 [cs]
 - [28] Zhaoxuan Tan, Qingkai Zeng, Yijun Tian, Zheyuan Liu, Bing Yin, and Meng Jiang. 2024. Democratizing Large Language Models via Personalized Parameter-Efficient Fine-tuning. In *Proceedings of the 2024 Conference on Empirical Methods in Natural Language Processing*, Yaser Al-Ozaian, Mohit Bansal, and Yun-Nung Chen (Eds.). Association for Computational Linguistics, Miami, Florida, USA, 6476–6491. <https://doi.org/10.18653/v1/2024.emnlp-main.372>
 - [29] Jiaxi Tang and Ke Wang. 2018. Personalized Top-N Sequential Recommendation via Convolutional Sequence Embedding. In *Proceedings of the Eleventh ACM International Conference on Web Search and Data Mining*. ACM, Marina Del Rey CA USA, 565–573. <https://doi.org/10.1145/3159652.3159656>
 - [30] Quoc-Tuan Truong, Aghiles Salah, and Hady W. Lauw. 2021. Bilateral Variational Autoencoder for Collaborative Filtering. In *Proceedings of the 14th ACM International Conference on Web Search and Data Mining*. ACM, Virtual Event Israel, 292–300. <https://doi.org/10.1145/3437963.3441759>
 - [31] Ashish Vaswani, Noam M. Shazeer, Niki Parmar, Jakob Uszkoreit, Llion Jones, Aidan N. Gomez, Lukasz Kaiser, and Illia Polosukhin. 2017. Attention is All you Need. In *Neural Information Processing Systems*.
 - [32] Xinfeng Wang, Jin Cui, Yoshimi Suzuki, and Fumiyo Fukumoto. 2024. RDRec: Rationale Distillation for LLM-based Recommendation. In *Proceedings of the 62nd Annual Meeting of the Association for Computational Linguistics (Volume 2: Short Papers)*, Lun-Wei Ku, Andre Martins, and Vivek Srikumar (Eds.). Association for Computational Linguistics, Bangkok, Thailand, 65–74. <https://doi.org/10.18653/v1/2024.acl-short.6>
 - [33] Bin Wu, Ziqiao Meng, Qiang Zhang, and Shangsong Liang. 2022. Meta-learning helps personalized product search. In *Proceedings of the ACM Web Conference 2022*. 2277–2287.
 - [34] Bin Wu, Zhengyan Shi, Hossein A Rahmani, Varsha Ramineni, and Emine Yilmaz. 2024. Understanding the Role of User Profile in the Personalization of Large Language Models. *arXiv preprint arXiv:2406.17803* (2024).
 - [35] Se-eun Yoon, Zhankui He, Jessica Maria Echterhoff, and Julian McAuley. 2024. Evaluating Large Language Models as Generative User Simulators for Conversational Recommendation. <https://doi.org/10.48550/arXiv.2403.09738> [cs]
 - [36] Tingting Zhang, Pengpeng Zhao, Yanchi Liu, Victor S. Sheng, Jiajie Xu, Deqing Wang, Guanfeng Liu, and Xiaofang Zhou. 2019. Feature-Level Deeper Self-Attention Network for Sequential Recommendation. In *Proceedings of the Twenty-Eighth International Joint Conference on Artificial Intelligence*. International Joint Conferences on Artificial Intelligence Organization, Macao, China, 4320–4326. <https://doi.org/10.24963/ijcai.2019/600>
 - [37] Yang Zhang, Fuli Feng, Jizhi Zhang, Keqin Bao, Qifan Wang, and Xiangnan He. 2024. CoLLM: Integrating Collaborative Embeddings into Large Language Models for Recommendation. *arXiv:2310.19488* [cs.IR] <https://arxiv.org/abs/2310.19488>
 - [38] Yongfeng Zhang, Guokun Lai, Min Zhang, Yi Zhang, Yiqun Liu, and Shaoping Ma. 2014. Explicit Factor Models for Explainable Recommendation Based on Phrase-Level Sentiment Analysis. In *Proceedings of the 37th International ACM SIGIR Conference on Research & Development in Information Retrieval*. ACM, Gold Coast Queensland Australia, 83–92. <https://doi.org/10.1145/2600428.2609579>

- [39] Yaochen Zhu, Liang Wu, Qi Guo, Liangjie Hong, and Jundong Li. 2024. Collaborative Large Language Model for Recommender Systems. In *Proceedings of the ACM Web Conference 2024* (Singapore, Singapore) (*WWW '24*). Association for Computing Machinery, New York, NY, USA, 3162–3172. <https://doi.org/10.1145/3589334.3645347>

[//doi.org/10.1145/3589334.3645347](https://doi.org/10.1145/3589334.3645347)

Received 20 February 2007; revised 12 March 2009; accepted 5 June 2009