

An Attempt of Pairwise Ising-Type Maximum Entropy Model in Optimizing SNN Deployment *(Draft)

Wanhong HUANG^{1*}

^{1*}Individual.

Corresponding author(s). E-mail(s): huangwanhong39@gmail.com;

Abstract

Spiking Neural Networks (SNNs) emulate the spiking behavior of biological neurons and are typically deployed on distributed-memory neuromorphic hardware. The deployment of a SNN usually requires partitioning the network and mapping these partitions onto the hardware's processing units.

However, finding optimal deployment configurations is an NP-hard problem, often addressed through optimization algorithms. While some objectives (e.g., memory utilization and chip count) are static, others (e.g., communication latency and energy efficiency) depend on the network's dynamic behavior, necessitating dynamic-aware optimization.

To address this, we model SNN dynamics using an Ising-type pairwise interaction framework, bridging microscopic neuron interactions with macroscopic network behavior. We optimize deployment by exploring the parameter and configuration spaces of the Ising model.

We evaluate our approach on two SNNs deployed on the sPyNNaker neuromorphic platform. Initial results suggest that the method underperforms, potentially due to the Ising model's equilibrium assumptions and the architectural complexity of real-world neuromorphic hardware, highlighting limitations in its current formulation.

The method proposed is with a equilibrium-dynamics SNN assumption, and the original paper does not mention this. The paper needs to be revisited and reuploaded after further experiments.

Keywords: Spiking Neural Network, Neuromorphic Hardware, Ising-Type Model, Bio-network Dynamics, Neuromorphic Computing Infrastructure

1 Introduction

In artificial neural networks, the *spiking neural network*(SNN) [1] closely mimics the phenomena observed from biological neurons. These phenomena include variations in membrane potential over time, spike emission, spike transmission, and mechanisms for responding to incoming spikes. SNNs encode information through discrete spikes distributed across time. The SNN’s spike-driven neuron communication nature and autonomous neuron state variation mechanisms enable higher performance and energy-saving simulations on distributed computing architectures.

Neuromorphic hardware is specialized hardware designed and optimized for simulating SNNs, utilizing architectures and implementations tailored to achieve high performance and energy efficiency. One architecture adopted by such hardware is the *processing-in-memory*(PIM) architecture [2]. With the PIM’s distributed memory architecture, PIM enables efficient processing of SNN simulations by aligning well with the distributed computing behavior of SNNs. Examples of neuromorphic hardware based on the PIM architecture include SpiNNaker [3], Loihi [4], and TrueNorth [5], along with others. **Please confirm that they are really PIM architectures.**

In adopting a PIM architecture, the deployment of an SNN involves partitioning the network into distinct sets of neurons and synapses connected to them. They are then be mapped onto processing units within the hardware. We introduce the term **deployment configuration** to refer to a partitioning and mapping scheme.

As a motivation example (See Section 2.2), in the observations of the energy consumption and time consumption differences between deployment configurations under a neuromorphic computing hardware SpiNNaker [3], it shows an unignorable runtime time consumption and energy consumption difference between different deployment configurations.

The importance of optimizing deployment configurations has led neuromorphic computing software framework developers to devise approaches to assist optimizing the deployment processes. For instance, NxTF [6] incorporates a cost model for measuring the resource utilization cost of a deployment configuration, along with a greedy algorithm for searching for cost-effective deployment configurations. Additionally, sPyNNaker [7] has introduced a cost model that profiles the performance cost of deployment configurations in simulations.

Network-dynamics-depdent optimization objectives, such as energy consumption and communication time, remain challenging due to the require methods to capture, represent, and utilize the underlying dynamics in the optimization process.

The dynamics of collective systems, such as bio-neuron networks related to the interactions among **only rise from the interaction?** their components. These interactions influence the overall network state and its time-evolving behavior. To model such dynamics, we draw inspiration from the Ising model, a framework rooted in statistical mechanics that links microscopic interactions with macroscopic system phenomena [8]. The Ising model has demonstrated its utility in capturing collective behaviors and reproducing system dynamics, making it a suitable choice for modeling network interactions and dynamics.

In this work, we utilize Ising-type models by incorporating information about neuron spike emissions into a pairwise Ising-type model. The models are trained using

the maximum entropy principle combined with a gradient descent-based optimization method. The resulting parameter space and state space (referred to as the **Ising spin configuration space** throughout this paper) capture key characteristics of the system’s dynamics.

As a case study, we explore the application of these models in optimizing energy consumption by leveraging both the parameter space and the configuration space of the Ising-type models:

- **Parameter Space Utilization:** We propose a first Ising-type model that incorporates temporal spike causality into its coupling terms. The trained coupling parameters quantify the strength of causal interactions between neurons. This information is used with greedy and clustering algorithms to partition neurons, optimizing the deployment configuration based on these causality parameters.
- **Spike Emission Pattern Utilization:** We introduce a second Ising-type model designed to encode spike emission patterns directly. Leveraging this model, we design a cost function based on its dynamics to evaluate and optimize deployment configurations.

We perform the evaluations in two spiking neural networks under the sPyNNaker machine. The result shows that the proposed method currently not works well. It may due to reasons: (1) the real-world’s neuromorphic hardware complex design make the proposed method difficult to design a reasonable cost function. Some cost-function independent methods, such as greedy-based methods may need to be designed, (2) the equilibrium assumption of Ising model not works in a non-equilibrium SNN, (3) no-well trained SNN.

2 Preliminaries

2.1 Spiking Neural Networks

Spiking Neural Networks (SNNs) emulate the activity of biological neurons by employing neurodynamic models. They form a class of computational models where neurons communicate through sequences of spikes distributed over time.

In an SNN, each neuron independently maintains its membrane voltage, which evolves over time according to neural dynamical system models [9], such as the *Leaky Integrate-and-Fire* (LIF), *Hodgkin-Huxley* (H-H), and *Izhikevich* models. Changes in the membrane voltage result in spikes, which are discrete events occurring at specific points in time.

Information in SNNs is encoded in the timing and patterns of spikes, which propagate through the network via synaptic connections between neurons. By dynamically varying membrane potentials, generating spikes, and transmitting them through synapses, the network processes and transfers information.

The behavior of the running network exhibits properties such as specific neurons emitting spikes at precise times. These behaviors are manifestations of the **network dynamics**, reflecting the intricate interplay of the neurons.

2.2 SpiNakker and sPyNNaker

SpiNNaker [3] is a neuromorphic computing hardware platform designed for simulating large-scale spiking neural networks. Its architecture is illustrated in Figure 1. A SpiNNaker machine consists of multiple boards, each containing several chips. Each chip houses 18 ARM9 cores.

In SpiNNaker, neurons in a spiking neural network (SNN) are mapped to cores within the machine. According to the original work [3], each chip contains a router that facilitates packet transmission, enabling communication across cores. Packets destined for different chips are transferred through off-chip links. Additionally, each chip is equipped with 128MB of SDRAM to store neuron and synapse information.

sPyNNaker [7] is a software package based on a simulator-independent spiking neural network building library pyNN¹, designed for developing SNN and deploying SNN on the SpiNNaker machine.

As a motivation case, we examined energy and time consumption difference among deployment configurations by create a one neuron population one core deployment strategy on the sPyNNaker’s.

The network topology used in this case study is a spike-chain network, provided as an example program by the sPiNNaker framework. The topology of the network utilized as case study is a spike-chain network, which provided as an example program by the sPiNNaker. Details of the network topology are illustrated in Figure 2. The count of neuron populations is set to 29. Each neuron population contains 200 current-based LIF neurons with default parameters. A stimulation is applied to one of the neuron populations, with a spike emitted at time 0. All neurons form a chain topology with fixed connection weight is set to 0.75. The weight of the stimulation connect to the neuron is set to 5.0.

We profile the performance metrics under different deployment configurations under 5 cores. Figure reffig:profiled-performance details the energy and time consumption profiled in the simulations with different deployment configurations.

The observed potential performance differences between deployment configurations suggest the possibility of identifying higher-performance and more energy-efficient deployment configurations. Additionally, due to the nature of fixed-size partitioning and the sequential mapping strategy, these configurations represent only a minuscule fraction of all possible deployment configurations, we cannot reject the probability that even better configurations exist.

2.3 Pairwise Ising-Type Model

The Ising model originated in statistical mechanics as a mathematical model of ferromagnetism, but has since been extended and applied to a wide range of systems beyond ferromagnetic materials. It create the system energy landscape from inner-components (or “inner-sites”) interactions of the system and extra effects apply on the system. The the ising model express the system’s energy with the form $H(\sigma) = -\sum_{ij} J_{i,j} \sigma_i \sigma_j - H \sum_i \sigma_i$, where $J_{ij} = J_{ji}$ is usually assumed.

¹<https://github.com/NeuralEnsemble/PyNN>

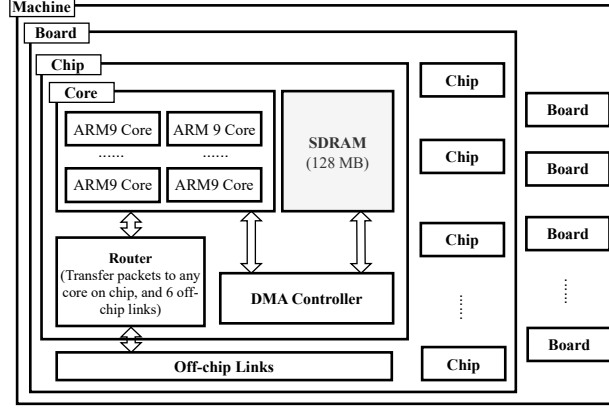


Figure 1: Abstract architecture of the SpiNakker Machine, based on the work [3]. Each chip contains 18 cores, and a router is equipped to transfer packages between cores on the same chip or across different chips. Packages destined for other chips are transferred through off-chip links. The bold arrows represent the interactions between components.

In which, σ is a binary vector that represents an Ising spin configuration ² of a system, signifying the vector of all components' states of the system. Each site of the system is associated with a spin that can take one of the binary values:

$$\sigma_i \in \{-1, +1\},$$

A ising spin configuration σ is a vector that lists the states of all spins in the system. For a system with N sites, the Ising spin configuration σ is a binary vector of length N , where each entry represents the spin at each site:

$$\sigma = (\sigma_1, \sigma_2, \dots, \sigma_N),$$

with $\sigma_i \in \{-1, +1\}$ for $i = 1, 2, \dots, N$.

J_{ij} is the interaction strength between spins σ_i and σ_j . H is the external magnetic field acting on spins. The sum $\sum_{\langle i, j \rangle}$ runs over all pairs of neighboring spins, and \sum_i sums over all spins with their respective external fields.

An Ising-type model [8] take the general form of interaction term and extra effects term of the ising models. Same as the original ising model, it built the system's energy landscape by integrated interactions among system components and extra force. A generalized order- K Ising-type model hold the form of Equation 1.

²In the Ising model, σ is usually known as a **configuration**. To avoid confusion with the deployment configuration, we call it the Ising spin configuration in this work.

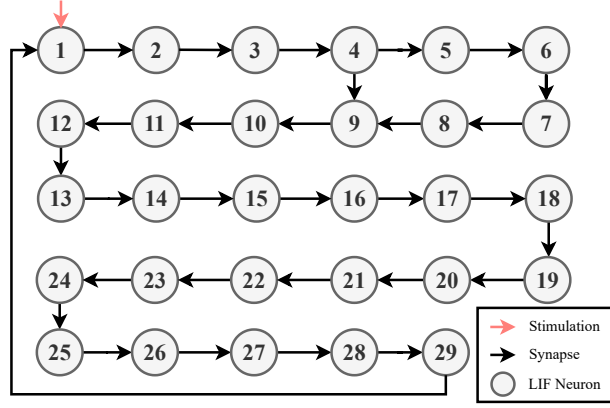


Figure 2: A spike chain spiking neural network examples. 29 neurons form a topology of chain, with a simulation is apply on one of the neuron.

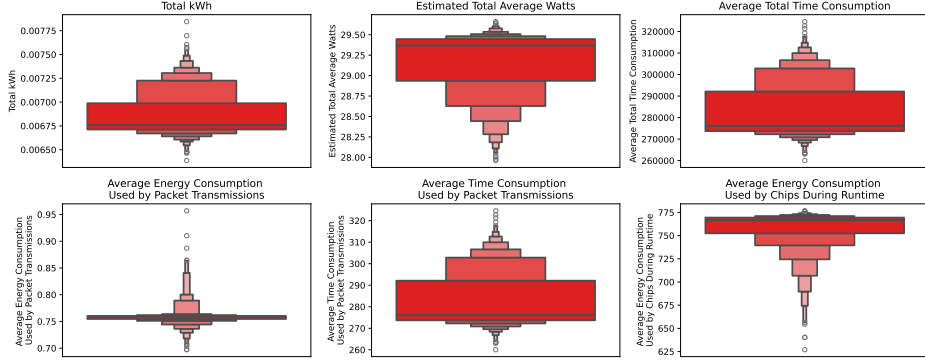


Figure 3: Distributions of performance metrics under different deployment configurations.

$$H(\sigma) = \sum_{k'=1}^K \sum_{(i_1, i_2, \dots, i_{k'}) \in [0, N-1]^{k'}} J_{i_1, i_2, \dots, i_{k'}} \prod_{r=1}^{k'} \sigma_{i_r} \quad (1)$$

Equation 1 expresses the generalized energy function in terms of interactions among spins, where $J_{i_1, i_2, \dots, i_{k'}}$ represents the coupling strengths and σ_i are the spin variables of the system.

In the case of $K = 2$, it specifically becomes a pairwise ising-type model. The form can be rewritten to Equation 2.

$$H(\sigma) = - \sum_{i,j} J_{i,j} \sigma_i \sigma_j - \sum_i H_i \sigma_i \quad (2)$$

In which, $J_{i,j}$ is the pairwise coupling strength term, and H_i is the extra effects act on the i -th site.

Once the Ising spin configuration σ is defined, the configuration's probability is governed by the Boltzmann distribution. The probability of a particular configuration σ occurring is given by the Equation 3. This equation can be derived from a maximum-entropy principle. We will discuss in Section 2.4.

$$P(\sigma) = \frac{e^{-\beta H(\sigma)}}{Z}, \quad (3)$$

where:

- $H(\sigma)$ is the energy of configuration σ ,
- $\beta = \frac{1}{k_B T}$ is the inverse temperature,
- Z is the partition function, which ensures the normalization of the distribution:

$$Z = \sum_{\sigma} e^{-\beta H(\sigma)}.$$

The Boltzmann distribution provides a way for sampling ising spin configurations σ . Monte Carlo methods, such as the *Metropolis-Hastings algorithm* or *Gibbs sampling*, can be used to sample from this distribution in order to reproduce the dynamics of the system.

In the Metropolis-Hastings algorithm, one spin in the Ising spin configuration is randomly flipped at each iteration. This flip results in a change in the system's energy of Δ_H . The flip is accepted with a probability:

$$\min(1, e^{-\Delta_H / (k_B T)})$$

Each element σ_i in σ is a binary variable (± 1) associated with the i -th component of the system. The set \mathcal{S} comprises all possible configurations, totaling 2^N elements, where N is the number of components in the system.

$$H(\sigma) = - \sum_{i \neq j}^N J_{i,j} \sigma_i \sigma_j - \sum_{i=1}^N H_i \sigma_i \quad (1)$$

Applications of the Ising-type model in diverse domains, including probabilistic modeling of brain network states [10], quantum optimization [11], analysis of neuron population activities [12], modeling of neuron populations correlations [13], among others.

The Ising model is selected for modeling neuronal activity patterns in this study because of its capability to capture and create a implicate representation for the system dynamics. The dynamics can be further to be reproduced, and utilized in the deployment configuration optimization process.

In our work, we propose two methods for utilizing the pairwise Ising-type model in the optimization of energy consumption. The first method involves working with the **parameter space** of the pairwise Ising-type model, specifically focusing on the coupling terms J . We perform partitioning on this terms to in the optimization; The second method utilizes the **Ising spin configuration space**, where the dynamics of the network are conserved. We devise a cost function based on the Ising model, incorporating the configuration dynamics to evaluate the goodness of deployment configurations.

2.4 Ising Model Parameter Estimation in Maximum-entropy Principle

The **Maximum-Entropy Principle** posits that, among all possible distributions consistent with given constraints, the representative distribution is the one that maximizes entropy. The parameter estimation problem based on this principle is therefore framed as an optimization problem: maximizing entropy while satisfying the specified constraints.

In the ising model context, the entropy of ising spin configuration is defined as $S(p) = -\sum_{\sigma \in \mathcal{S}} p(\sigma) \log p(\sigma)$.

From observations, we obtain empirical esemble averages $\{\langle \sigma_i \sigma_j \rangle^{emp}\}_{ij}$, and $\{\sigma_i^{emp}\}_i$. The ensemble average propose by the ising model are $\{\langle \sigma_i \sigma_j \rangle\}_{ij}$ and $\{\sigma_i\}_i$. The ising model parameter estimation problem involves maximing the entropy $S(p)$, under a set of constraints in Equation 4.

$$\langle \sigma_i \sigma_j \rangle = \langle \sigma_i \sigma_j \rangle^{emp}, i, j \in [1, N] \quad \langle \sigma_i \rangle = \langle \sigma_i \rangle^{emp}, i \in [1, N] \quad (4)$$

Using the method of Lagrange multipliers to optimize $p(\sigma)$ under these constraints, we can obtain the analytical solution of ising spin configuration possibility $p(\sigma)$ (Equation 3).

The parameter estimation problem can then be reframed as minimizing the *Kullback-Leibler* (KL) divergence between the observed distribution and the model's proposed distribution $D_{KL}(p^{emp}||p) = \sum_{\sigma \in \mathcal{S}} p^{emp}(\sigma) \frac{p^{emp}(\sigma)}{p(\sigma)}$.

In a gradient descending approach, the update rules for the pairwise Ising model are: $\Delta J_{i,j} = \langle \sigma_i \sigma_j \rangle^{emp} - \langle \sigma_i \sigma_j \rangle$, and $\Delta H_i = \langle \sigma_i \rangle^{emp} - \langle \sigma_i \rangle$. In a logarithmic updation form, the updation of parameters is according Equation 5

$$J_{i,j} \leftarrow J_{i,j} + \alpha \cdot \frac{\langle \sigma_i \sigma_j \rangle^{emp}}{\langle \sigma_i \sigma_j \rangle} \quad H_i \leftarrow H_i + \alpha \cdot \frac{\langle \sigma_i \rangle^{emp}}{\langle \sigma_i \rangle} \quad (5)$$

It should be noted that, the training process above involves calculating the ensemble averages $\langle \sigma_i \sigma_j \rangle$ and $\langle \sigma_i \rangle$. These tasks are known as the ising model inference problems, which are NP-hard problems. To address the computational challenges of Ising model inference, methods such as the Metropolis algorithm are often employed. These methods work on the principle of sampling representative Ising spin configurations to estimate approximate results, rather than considering all possible spin configurations in \mathcal{S} . More computational effective method for training Ising models such as pseudo-likelihood method also existed.



Figure 4: Two spiking neural network used as case studies in this work.

We conducted evaluations on two SNNs deployed on the sPyNNaker neuromorphic platform. The results indicate that the proposed method currently does not perform well. This underperformance may be attributed to several factors: (1) the complexity of neuromorphic hardware design—real-world neuromorphic architectures are highly intricate, making it challenging to formulate an appropriate cost function; alternative, cost-function-independent optimization strategies, such as greedy algorithms, may need to be considered; (2) the equilibrium assumption of the Ising model—the method is based on this assumption, which may not hold in the inherently non-equilibrium dynamics of SNNs; and (3) insufficient training or ineffective parameter settings of the SNNs used in the experiments, which could have significantly impacted the method’s effectiveness.

3 Methodologies

Our proposed involves estimating the parameters of pairwise Ising models from observed spike emission data. The estimated Ising models are then utilized in the optimization process.

Two approaches for using ising-type models in deployment configuration optimization are proposed in this work. The first approach involves partitioning the parameter space of an Ising-type model. To achieve this, we incorporate spike time causality into the pairwise Ising model, allowing the coupling term J_{ij} to capture the spike emission causality between neurons; The second approach involves utilize the ising spin configuration dynamics to devise a cost function for deployment configurations, with optimization performed based on this cost function. We provide the entire source code for reproduction [3](#).

The remainder of this section presents the detailed methods for both of the approaches outlined above.

3.1 Two Spiking Neural Network as Case Studies

In this work, we construct two spiking neural networks (SNNs) as case studies, as shown in Figure ??.

The first network is a spike-chain SNN, an example provided by sPyNNaker, where neurons are connected in a chain topology. The connection weights are fixed and set to 0.75. The second network is more complex and resembles a reservoir-like network. In this network, each neuron is connected to all other neurons, with the connection weights drawn randomly from a Gaussian distribution. The parameters of the distribution are $\mu = 0.4$ and $\sigma = 0.25$. The values of weights are limited to $[-1, 1]$.

Both of two networks contains 30 neurons, including one stimulation neuron. The stimulation neuron connection to one of the remainder neurons, with weight of 5.0.

3.2 Gethreing Spikes Emission Data

To train the Ising models, we first profile the spiking emission states for each time step over a period of 1000 seconds. The length of simulation time step is set to 1 ms. Totally 1000000 observed configurations are obtained from this simulation.

3.3 Pairwise Ising-Type Models

In this work, we investigate a pairwise Ising-type model with integrate the spike emission landscape into the model.

For the model, we interpret a N -dimension Ising spin configuration as a spike emission situation of N -neuron. The Ising spin configuration $\sigma = \{\sigma_i\}_{i=1}^N$, where, $\sigma_i \in \{0, +1\}$. $\sigma_i = 0$ represents the i -th neuron no emit a spike while $\sigma_i = 1$ represents spike emission.

The objectives is to capture the configuration dynamics of the spiking neural network. It has the same form as the Equation 2

The modeling fitting step aims to fit the pairwise Ising-type maximum entropy model mentioned in Section 2.3.

3.4 Optimization

3.4.1 Cost Function

The cost of a given deployment configuration d is usually required by optimization algorithms. In this work, we devise a cost function to evaluate a deployment configuration using the Ising model's proposed spin distribution $p(\sigma_i)$. The abstract form of the cost function for a given deployment configuration D is $Cost(D) = \sum_{\sigma \in S} p(\sigma) Cost(\sigma, D)$, where S is the set of all possible ising spin configurations.

$Cost(\sigma, D)$ describe how the spike emission of neuron populations σ contributes to the total cost under a deployment configuration D . In our work, we define the cost function as: $Cost(\sigma, D) := \sum_{i=1}^N \sum_{j=1}^N is_connected(i, j) \cdot dist(i, j) \cdot \sigma_i$, where $dist(i, j) = 0$ if neuron population i and j are in the same chip, otherwise $dist(i, j) = 1$.

³<https://github.com/wwwan honghuang/mem-ising-nce-experiment>

Considering all possible Ising spin configurations \mathcal{S} can be computationally expensive, especially when frequently evaluating the cost for different deployment configurations. In this work, we utilize a sample set of Ising spin configurations for cost evaluation. This sample set is obtained through Monte Carlo sampling. We denote this sample set as \mathcal{S}_{mcmc} . This set is utilized in the cost estimation.

Since the sample set is already drawn from the distribution $p(\sigma)$, we can ignore the $p(\sigma)$ term, and simplify the cost estimation to: $Cost(D) = \sum_{\sigma \in \mathcal{S}} Cost(\sigma, D)$.

3.4.2 Optimization Utilize the Configuration Dynamics

After training the second Ising model we proposed, the dynamics of configuration dynamics can be reproduced by Gibbs Sampling or Metropolis Algorithm. The former suggests that $P_{access} = \min(1, \frac{e^{-\beta E(\sigma')}}{e^{-\beta E(\sigma)}})$. The latter suggests that $P(\sigma^{(t+1)}|\sigma^{(t)}) = \prod_{i=1}^N P(\sigma_i^{(t+1)}|\sigma_{-i}^{(t)})$.

$$C(P) = \sum_{\sigma \in \mathcal{S}} \sum_{\sigma' \in Neighbor(\sigma)} \sum_i^N c(\sigma'_i, \sigma_i; P) p(\sigma' \rightarrow \sigma) p(\sigma)$$

4 Preliminary Evaluation

We conducted an initial evaluation of the proposal methods on the SpiNNaker machine. By calculating the correlation between predicted cost and real cost, we surveyed the effectiveness of the model in modeling the cost of deployment configurations.

4.1 Pairwise Ising Model Fitting

1' a ZXcvhijkl; 'w12'

In the Ising model estimation, we set the hyperparameter $\alpha = 0.05$, and clip gradient is set to ± 0.1 . We utilize the reliability metrics proposed in previous work [?]:

$$r_D = (D_1 - D_2)/D_1 \quad r_S = (S_1 - S_2)/(S_1 - S_N)$$

We select model that are Pareto optimal with respect to r_D/r_S and r_D . For the spike-chain example with 29 neurons over 1000000 simulation time steps, the optimal solution is obtained at the 10th iteration with the given parameters.

4.2 Cost Correlation Evaluation

4.3 Partitioning Configuration Performance Relational Classification Evaluation

5 Related Work

5.1 sPyNakker

sPyNakker [7] is a software package designed to assist in simulating Spiking Neural Networks (SNNs) on the SpiNNaker machine. It includes components for partitioning

the SNN into neuron slices and mapping them to cores within a SpiNNaker machine. Additionally, it provides a cost model for evaluating the performance cost of a deployment configuration, which can be determined through simulation.

In our work, we attempt to model the network dynamics using an Ising-type model and reproduce the dynamics by it. This approach allows for more computationally efficient evaluation of the cost function within an optimization algorithm without really making simulations for each development configuration.

5.2 NxTF

Intel’s NxTF [6] is an SNN compiler designed for building and deploying SNN models to the Loihi [4] chip from a high-level SNN model definition language.

NxTF equips a resource utilization cost model and employs a greedy algorithm to search for deployment configurations with relatively low resource utilization costs. There is currently a lack of a performance model for evaluating deployment configurations during development.

6 Conclusion and Discussion

In this work, we addressed the challenge of designing a computationally effective cost function for estimating the costs of SNN partitioning and mapping schemes in deployment, particularly when the cost necessitates considering the network dynamics.

Our approach involved proposing a pairwise Ising-type maximum entropy model to capture the network dynamics. We then built a cost function on top of this model, taking into account hardware and network structure-specific factors.

However, the current implementation did not yield evidence that the model could effectively estimate deployment configuration cost, and help optimization algorithms. Additionally, the training of the Ising-type model can also be computationally complex.

For further investigation, the following work can be valuable:

- **Detailed investigation of predicted costs and actual costs.**
The current example employs fixed size-based partitioning, one slice per core, and a sequential core mapping strategy, resulting in costs largely influenced by the number of slices. Further investigation across various partitioning and mapping strategies, and various neuromorphic hardware is needed.
- **Develop methods for the efficient decision of model parameters.**
Training an Ising-type model, specially, selecting the proper parameters H and J for the model, can be computationally expensive, facing scalability problems, therefore, effective methods for deciding the parameters are essential.
- **Investigate cost function’s effectiveness in optimization algorithms.**
While the design of the objective method aims to assist optimization algorithms, further investigation is needed to determine the effectiveness of the constructed cost function in optimizing algorithms.
- **Investigate more models for modeling network dynamics.**

Though The Ising-type model is theoretically a more accurate model for reproducing the correlation of collective system components, it is computationally complex, as is indicated in the work [13]. There exist many models that are more computationally efficient than Ising models. It would be worthwhile to experiment with these models in the future.

- **Investigate the proposed method in SNNs with equilibrium dynamics.** Since the proposed method relies on the equilibrium assumption of the Ising model, its performance may not behave as expected in SNNs that exhibit non-equilibrium dynamics.

References

- [1] Maass, W.: Networks of spiking neurons: The third generation of neural network models. *Neural Networks* **10**(9), 1659–1671 (1997) [https://doi.org/10.1016/S0893-6080\(97\)00011-7](https://doi.org/10.1016/S0893-6080(97)00011-7)
- [2] Mutlu, O., Ghose, S., Gómez-Luna, J., Ausavarungnirun, R.: A Modern Primer on Processing in Memory, pp. 171–243 (2023). https://doi.org/10.1007/978-981-16-7487-7_7
- [3] Painkras, E., Plana, L., Garside, J., Temple, S., Galluppi, F., Patterson, C., Lester, D., Brown, A., Furber, S.: Spinnaker: A 1-w 18-core system-on-chip for massively-parallel neural network simulation. *Solid-State Circuits, IEEE Journal of* **48**, 1943–1953 (2013) <https://doi.org/10.1109/JSSC.2013.2259038>
- [4] Davies, M., Srinivasa, N., Lin, T.-H., Chinya, G., Cao, Y., Choday, S.H., Dimou, G., Joshi, P., Imam, N., Jain, S., Liao, Y., Lin, C.-K., Lines, A., Liu, R., Math-aikutty, D., McCoy, S., Paul, A., Tse, J., Venkataramanan, G., Weng, Y.-H., Wild, A., Yang, Y., Wang, H.: Loihi: A neuromorphic manycore processor with on-chip learning. *IEEE Micro* **38**(1), 82–99 (2018) <https://doi.org/10.1109/MM.2018.112130359>
- [5] Akopyan, F., Sawada, J., Cassidy, A., Alvarez-Icaza, R., Arthur, J., Merolla, P., Imam, N., Nakamura, Y., Datta, P., Nam, G.-J., Taba, B., Beakes, M., Brezzo, B., Kuang, J.B., Manohar, R., Risk, W.P., Jackson, B., Modha, D.S.: Truenorth: Design and tool flow of a 65 mw 1 million neuron programmable neurosynaptic chip. *IEEE Transactions on Computer-Aided Design of Integrated Circuits and Systems* **34**(10), 1537–1557 (2015) <https://doi.org/10.1109/TCAD.2015.2474396>
- [6] Rueckauer, B., Bybee, C., Goettsche, R., Singh, Y., Mishra, J., Wild, A.: Nxtf: An api and compiler for deep spiking neural networks on intel loihi. *J. Emerg. Technol. Comput. Syst.* **18**(3) (2022) <https://doi.org/10.1145/3501770>
- [7] Rhodes, O., Bogdan, P.A., Brennkmeijer, C., Davidson, S., Fellows, D., Gait, A., Lester, D.R., Mikaitis, M., Plana, L.A., Rowley, A.G.D., Stokes, A.B., Furber, S.B.: spynnaker: A software package for running pyNN simulations on spinnaker.

- [8] Lee, E.D., Daniels, B.C.: Convenient interface to inverse ising (coniii): A python 3 package for solving ising-type maximum entropy models. *Journal of Open Research Software* (2019) <https://doi.org/10.5334/jors.217>
- [9] Izhikevich, E.M.: *Dynamical Systems in Neuroscience: The Geometry of Excitability and Bursting*. The MIT Press, ??? (2006). <https://doi.org/10.7551/mitpress/2526.001.0001> . <http://dx.doi.org/10.7551/mitpress/2526.001.0001>
- [10] Watanabe, T., Hirose, S., Wada, H., Imai, Y., Machida, T., Shirouzu, I., Konishi, S., Miyashita, Y., Masuda, N.: A pairwise maximum entropy model accurately describes resting-state human brain networks. *Nature Communications* **4**(1), 1370 (2013) <https://doi.org/10.1038/ncomms2388>
- [11] Lucas, A.: Ising formulations of many np problems. *Frontiers in Physics* **2** (2014) <https://doi.org/10.3389/fphy.2014.00005>
- [12] Tkacik, G., Schneidman, E., Berry II, M., Bialek, W.: *Ising models for networks of real neurons* (2006)
- [13] Gardella, C., Marre, O., Mora, T.: Modeling the Correlated Activity of Neural Populations: A Review. *Neural Computation* **31**(2), 233–269 (2019) https://doi.org/10.1162/neco.a_01154 https://direct.mit.edu/neco/article-pdf/31/2/233/1050734/neco.a_01154.pdf