

# ON SEMI-SIMPLICITY OF KMY ALGEBRAS

N. M. ALRADDADI AND A. E. PARKER

ABSTRACT. We study the algebra,  $J_{l,n}(\delta)$ , introduced by Kadar-Martin-Yu in [4]. We show that these algebras are iterated inflation algebras. We give a set of generators for  $J_{l,n}(\delta)$ . We show that this algebra satisfies the CMPX axiomatic framework in [1] when the base field is the complex numbers and  $\delta \neq 0$ . We show that  $J_{l,n}(\delta)$  is semisimple if  $\delta$  is complex and not real.

## INTRODUCTION

This paper continues the study of a certain family of algebras that live inside the Brauer algebra, thought of diagrammatically. These algebras were introduced by Kadar, Martin and Yu in [4]. We will introduce these algebras with less formality than that used in [4] as once certain crucial properties are established (e.g. that heights cannot increase upon multiplication) the strict formalism of [4] is more of a hindrance to understanding. We give a rather more seminar style introduction to these algebras with the knowledge that should more formalism be needed, it is all there in [4] for the interested reader.

The bulk of this paper is taken from the first author's PhD thesis, the second author was the first author's main supervisor. We have added one result not in the thesis, that KMY algebras are iterated inflation algebras, and generalised another, extending the result about semi-simplicity to all  $l$ .

There are four new main results in this paper. The first, Theorem 2.1, is that the KMY algebras are iterated inflation algebras, as is true for Brauer algebras.

The second, section 3, is that when the ring (field) of coefficients is  $\mathbb{C}$  then the KMY algebras satisfy the axiomatic framework for a tower of recollement introduced in [1]. Much of the groundwork for this result was laid down in the KMY paper, [4].

The third, Theorem 4.2, gives a generating set for the KMY algebra.

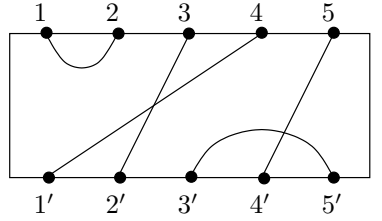
The fourth, Theorem 5.3, gives a criterion for the KMY algebra to be semi-simple, when the ring (field) of coefficients is  $\mathbb{C}$ , namely that the parameter  $\delta$  is not real.

## 1. REVIEW

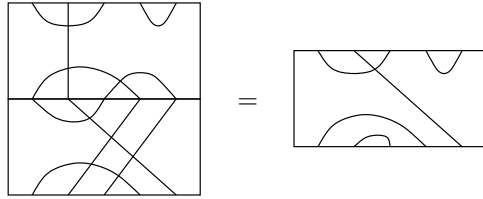
A *pair partition* of a set is a set partition of the set where each part has size two (i.e. each element is paired with another). A *Brauer diagram* is a picture/diagram of a pair partition of

$$\{1, 2, \dots, n\} \cup \{1', 2', \dots, n'\}$$

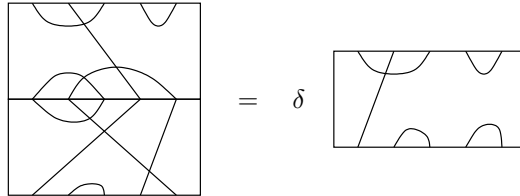
which is a rectangle (also called a *frame*) with  $n$  (labelled) vertices on the top and  $n$  (labelled) vertices on the bottom that are joined by a line, (which is often smooth and we allow to be isotopically deformed), if the labels on the end vertices form a pair in the pair partition. The labels on the vertices are usually omitted if it is clear. The important information here is the pairs in the pair partition, represented visually in the diagram, rather than the details of the diagram itself. E.g. for  $n = 5$ , the pair partition  $\{\{1, 2\}, \{2', 3\}, \{1, 4\}, \{4', 5\}, \{3', 5'\}\}$  can be represented by the diagram:




We fix  $n$  and use all possible diagrams as a basis for a vector space over a field (or ring)  $K$ . To make an algebra we stack diagrams on top of each other to multiply: E.g.




We might get loops:



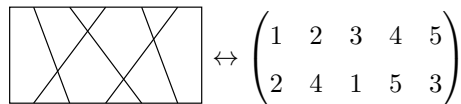
The power of the parameter  $\delta \in K$  records the number of loops removed.



 A twist gets untwisted — we don't record untangling of twists.

The Brauer algebra has the symmetric group algebra as a sub-algebra via permutation diagrams.

E.g. for  $n = 5$ :

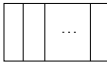


We call a line *propagating* if it goes from top to bottom. Otherwise it's called an *arc*, or sometimes a cap  $\cap$  or a cup  $\cup$ .

With this diagram realisation we have

$$K\mathfrak{S}_n \hookrightarrow \text{Br}_n$$

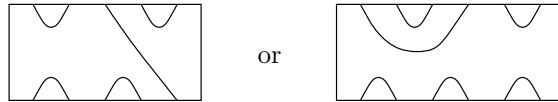
where  $\mathfrak{S}_n$  is the symmetric group on  $\{1, 2, \dots, n\}$  and  $\text{Br}_n$  is the Brauer algebra on  $n$ .

Note:  is the identity permutation and is the same as the identity diagram in  $\text{Br}_n$ .

We note that the representation theory of  $\text{Br}_n$  is at least as complicated as that for  $K\mathfrak{S}_n$  and indeed it's unknown for  $\text{char } K = p < n$ .

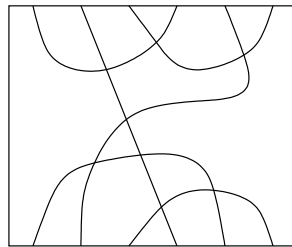
There is another algebra inside  $\text{Br}_n$ , namely the *Temperley-Lieb algebra*,  $\text{TL}_n$ .

Take a *planar* representation of a diagram. If this can be deformed in the plane to have *no* crossings then it's a *Temperley-Lieb diagram*. E.g.

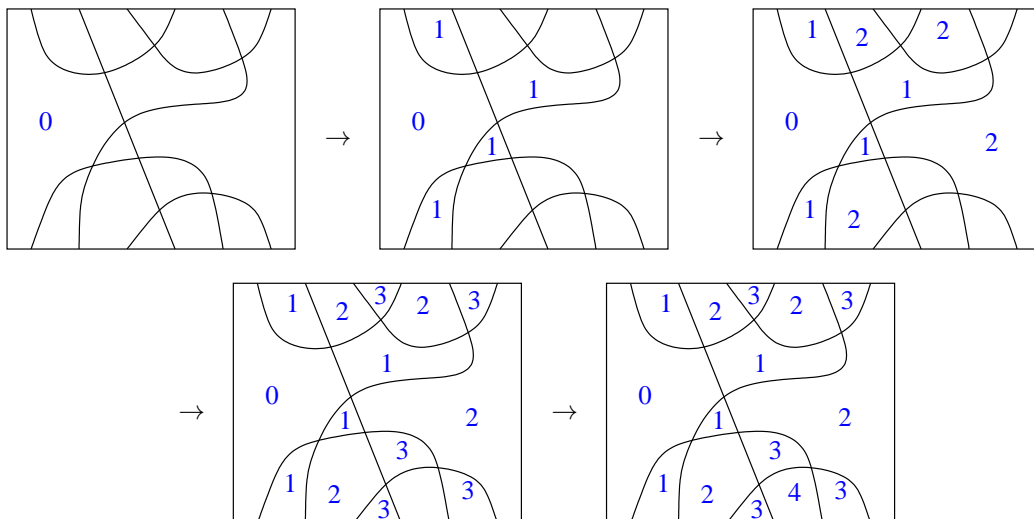


The representation theory of  $\text{TL}_n$  is *very* well understood. (Analogous to  $q\text{-GL}_2$ .)

Are there algebras in between that might be easier to understand? Well yes. Take a Brauer diagram. Define *height* as follows. Take the following diagram:



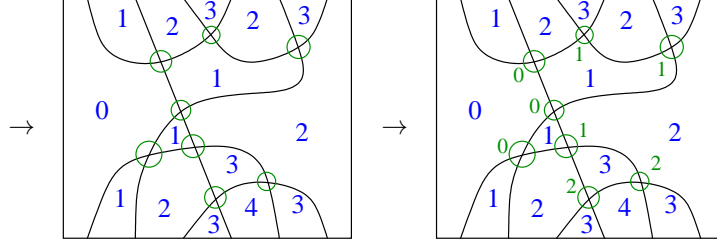
We first consider the interior connected regions (alcoves) in the diagram and number from 0 from the left, increasing the number by one if we cross a line.



The number in each alcove therefore records the minimum number of lines that are crossed by any path joining that alcove to the left most side of the rectangle (frame) for the diagram.

We circle all the *crossing points*, that is the points where two lines intersect. (Remembering that we do not allow diagrams where more than 2 lines intersect at a point.) We then label each

crossing point with the smallest number of the alcove that the circle around the crossing point intersects.



The *height* of this particular diagram is then the maximum of all the heights of the crossing points. The *height* of a diagram (as a pair partition) is the minimum of the heights of all possible ways of representing the pair partition with a planar diagram.

Temperley-Lieb diagrams which have no crossings, are defined to have height  $-1$ .

That this definition is possible is covered in [4].

Let  $h(d)$  be the height of a diagram  $d$ . In [4] they prove:

$$h(d_1 d_2) \leq \max\{h(d_1), h(d_2)\}$$

where  $d_1$  and  $d_2$  are Brauer diagrams.

That is the height can go *down* but never go *up* when we multiply.

Thus diagrams of height at most  $l$  give a basis for a subalgebra,  $J_{l,n}(\delta)$ , of  $\text{Br}_n$ .

This algebra was first defined in [4] and we will henceforth call it *the KMY-algebra*.

We have

$$J_{-1,n}(\delta) = \text{TL}_n$$

$$J_{n-2,n}(\delta) = \text{Br}_n$$

as Brauer diagrams have maximum height  $n - 2$ .

Many of the properties of  $\text{Br}_n$  are also true for  $J_{l,n}(\delta)$ .

Let  $\#(d)$  be the number of propagating lines in  $d$ . Then:

$$\#(d_1 d_2) \leq \min\{\#(d_1), \#(d_2)\}.$$

We define ideals,  $I_m = \langle d \in J_{l,n}(\delta) \mid \#(d) \leq m \rangle$ , and these ideals filter the algebra. For  $n$  even:

$$I_0 \leq I_2 \leq \cdots \leq I_{n-2} \leq I_n = J_{l,n}(\delta).$$

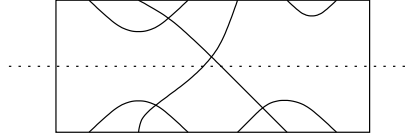
And for  $n$  odd:

$$I_1 \leq I_3 \leq \cdots \leq I_{n-2} \leq I_n = J_{l,n}(\delta).$$

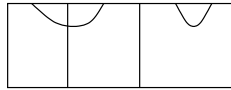
One result of [4] is that the KMY algebra,  $J_{l,n}(\delta)$ , is *cellular* with a similar cell basis as for  $\text{Br}_n$ . This uses half diagrams and bases for Specht modules for  $K\mathfrak{S}_r$ , where  $r \leq n$ . Our labelling poset for the cell modules consists of pairs  $(r, \lambda)$  where  $r$  is the number of propagating lines in the half

diagram basis for the cell module, and  $\lambda$  is a partition of either  $l + 2$  or  $r$  depending on which is smaller.

Half diagrams are formed from cutting the propagating lines.



We ignore crossings in the propagating lines:

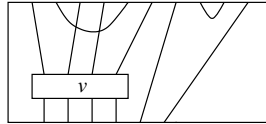


Let  $S^\lambda$  be a Specht module for  $K\mathfrak{S}_m$ , with  $\lambda$  a partition of  $m$ ,  $\lambda \vdash m$ .

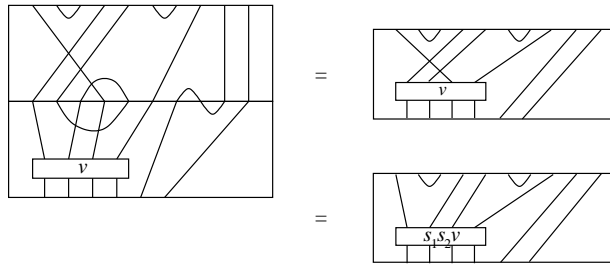
We form a basis for the cell module  $\Delta_{l,n}(r, \lambda)$  by taking half diagrams with  $r$  propagating lines, height at most  $l$ ,  $\lambda \vdash \min\{r, l + 2\}$  and a (fixed) basis for  $S^\lambda$ .

NB: We are agnostic about what basis to take for the Specht module. We treat it rather like a black box. In the applications in this paper, the Specht modules will all be simple.

Let  $v$  be in a basis for  $S^\lambda$ . Elements of the half diagram basis look like:



We get an action of  $J_{l,n}(\delta)$  like so:



where  $s_1 s_2 = (1, 2)(2, 3)$  is a permutation. That is any crossings in the propagating lines (which mean the written diagram is not in the basis) get converted into a permutation on  $\min\{r, l + 2\}$  lines which is then pushed into the box representing the element of the Specht module. We then act with this permutation in the Specht module, getting ultimately a linear combination of basis elements.

An arc acts as zero:  $\begin{array}{c} \text{---} \\ \text{---} \end{array} \boxed{v} = 0$ . (Kills off propagating lines.)

E.g. for  $n = 4$ ,  $l = 0$  we get

$$\Delta_{0,4}(0, \emptyset) = \langle \text{---}, \text{---}, \text{---}, \text{---} \rangle$$

$$\Delta_{0,4}(2, \lambda) = \left\langle \begin{array}{c} \smile \\ \boxed{v} \\ \vdots \\ \boxed{v} \\ \smile \end{array}, \begin{array}{c} \smile \\ \boxed{v} \\ \vdots \\ \boxed{v} \\ \smile \end{array}, \begin{array}{c} \smile \\ \boxed{v} \\ \vdots \\ \boxed{v} \\ \smile \end{array}, \begin{array}{c} \smile \\ \boxed{v} \\ \vdots \\ \boxed{v} \\ \smile \end{array} \right\rangle$$

where  $\lambda \vdash 2$  and  $S^\lambda = \text{Span}\{v\}$ .

$$\Delta_{0,4}(4, \lambda) = \left\langle \begin{array}{c} \smile \\ \boxed{v} \\ \vdots \\ \boxed{v} \\ \smile \end{array} \Big| \Big| \right\rangle$$

where  $\lambda \vdash 2$  and  $S^\lambda = \text{Span}\{v\}$ .

We may use these bases to define Gram matrices and determinants as usual for cellular algebras.

## 2. KMY ALGEBRAS ARE ITERATED INFLATION ALGEBRAS

**Theorem 2.1.** *The algebra  $J_{l,n}(\delta)$  is an iterated inflation of group algebras of symmetric groups.*

*I.e., the algebra  $J_{l,n}(\delta)$  has a filtration by ideals:  $n$  even:*

$$I_0 \leq I_2 \leq \cdots \leq I_{n-2} \leq I_n = J_{l,n}(\delta).$$

*$n$  odd:*

$$I_1 \leq I_3 \leq \cdots \leq I_{n-2} \leq I_n = J_{l,n}(\delta).$$

where

$$I_m/I_{m-2} \cong V_m \otimes k\mathfrak{S}_{m_l} \otimes V_m^\circ$$

as a  $K$ -module,  $m_l = \min\{l+2, m\}$ ,  $V_m$  is the free  $K$ -module with basis the upper half diagrams on  $m$  propagating lines, and  $V_m^\circ$  is the free  $K$ -module with basis the lower half diagrams on  $m$  propagating lines.

We may take  $I_m = \langle d \in J_{l,n}(\delta) \mid \#(d) \leq m \rangle$

The construction of the cell module basis essentially gives us this result and it follows exactly as for the Brauer algebra.

## 3. KMY ALGEBRAS SATISFY THE CMPX AXIOMS

For this section and much of the remainder of the paper we will set  $K = \mathbb{C}$ , the complex numbers. The main sticking point for generalising to other  $K$  is axiom (A2). This could be generalised if we can ensure that the symmetric group algebra  $K\mathfrak{S}_n$  was semisimple for that  $K$ . I.e. we have to assume that  $\text{ch } K > l$ , and this is indeed possible, in a way that it's not for the Brauer algebra, where we would need  $\text{ch } K > n$  with  $n$  increasing up the chain. We leave the details to the interested reader.

In 2006, Cox, Martin, Parker and Xi [1], introduce an axiomatic framework for studying the representation theory of tower of algebras. Each family of algebras that satisfy these axioms is called a *tower of recollement*.

**3.1. Axioms for towers of recollement.** Let  $e$  be an idempotent of an algebra  $A$ .

**Theorem 3.1** ([2]). *Let  $\{L(\lambda) \mid \lambda \in \Lambda\}$  be a full set of simple  $A$ -modules, and set  $\Lambda^e = \{\lambda \in \Lambda \mid eL(\lambda) \neq 0\}$ . Then  $\{eL(\lambda) \mid \lambda \in \Lambda^e\}$  is a full set of simple  $eAe$ -modules. Further, the simple modules  $L(\lambda)$  with  $\lambda \in \Lambda \setminus \Lambda^e$  are a full set of simple  $A/AeA$ -modules.*

Let  $A_n$  with  $n \geq 0$  be a family of finite-dimensional algebras with idempotents  $e_n$  in  $A_n$ .

**Definition 3.2** ([1, Section 1]). Let  $\Lambda_n$  be the indexing set for the simple  $A_n$ -modules and  $\Lambda^n$  be the indexing set for the simple  $A_n/A_n e_n A_n$ -modules.

**Definition 3.3** ([1, Section 1]). For  $m, n \in \mathbb{N}$  with  $m - n$  even we set  $\Lambda_m^n = \Lambda^n$  regarded as a subset of  $\Lambda_m$  if  $m \geq n$ , and  $\Lambda_m^n = \emptyset$  otherwise.

**Definition 3.4** ([1, Section 1]). A  $\Delta_n$ -filtration is defined to be a filtration of a module such that successive quotients are isomorphic to  $\Delta_n(\mu)$  for some

**Definition 3.5** ([1, Section 1]). If a module  $M$  in  $A_n$ -mod has a  $\Delta_n$ -filtration we define the support of  $M$ , denoted  $\text{supp}_n(M)$ , to be the set of labels  $\lambda$  for which  $\Delta_n(\lambda)$  occurs in this filtration.

Now we present the axioms of a tower of recollement as in [1].

(A1) For each  $n \geq 2$  we have an isomorphism

$$\Phi_n : A_{n-2} \longrightarrow e_n A_n e_n.$$

We have

$$\Lambda_n = \Lambda^n \sqcup \Lambda_{n-2}.$$

Set  $e_{n,0} = 1$  in  $A_n$  and  $1 \leq i \leq \frac{n}{2}$  define new idempotents in  $A_n$  by setting  $e_{n,i} = \Phi_n(e_{n-2,i-1})$ .

(A2) For each  $n \geq 0$  the algebra  $A_n$  is quasi-hereditary with heredity chain of the form

$$0 \subset \cdots \subset A_n e_{n,i} A_n \subset \cdots \subset A_n e_{n,0} A_n = A_n.$$

As  $A_n$  is quasi-hereditary, there is for each  $\lambda \in \Lambda_n$  a standard module  $\Delta_n(\lambda)$  with simple head  $L_n(\lambda)$ . If we set  $\lambda \leq \mu$  if either  $\lambda = \mu$  or  $\lambda \in \Lambda_n^r$  and  $\mu \in \Lambda_n^s$  with  $r > s$ , then all other composition factors of  $\Delta_n(\lambda)$  are labelled by weights  $\mu$  with  $\mu < \lambda$ . For  $\lambda \in \Lambda_n^n$ , we have that  $\Delta_n(\lambda) \cong L_n(\lambda)$ , and that this is just the lift of a simple module for the quotient algebra  $A_n/A_n e_n A_n$ .

We recall the localisation functor,  $\mathcal{F}_n$ ,

$$\mathcal{F}_n : A\text{-mod} \rightarrow eAe\text{-mod}$$

$$M \rightarrow eM$$

and the globalisation functor,  $\mathcal{G}_n$ ,

$$\begin{aligned}\mathcal{G}_n : eAe\text{-mod} &\rightarrow A\text{-mod} \\ N &\rightarrow Ae \otimes_{eAe} N.\end{aligned}$$

From [6, Proposition 3] we have

$$\begin{aligned}\mathcal{G}_n(\Delta_n(\lambda)) &\cong \Delta_{n+2}(\lambda). \\ \mathcal{F}_n(\Delta_n(\lambda)) &\cong \begin{cases} \Delta_{n-2}(\lambda), & \text{if } \lambda \in \Lambda_{n-2} \\ 0, & \text{if } \lambda \in \Lambda^n. \end{cases}\end{aligned}$$

(A3) For each  $n \geq 0$  the algebra  $A_n$  can be identified with a subalgebra of  $A_{n+1}$ .

(A4) For all  $n \geq 1$  we have  $A_n e_n \cong A_{n-1}$  as a left  $A_{n-1}$ -, right  $A_{n-2}$ -bimodule. where we view  $A_n e_n$  as a left  $A_{n-1}$  module via the embedding in (A3), and as a right  $A_{n-2}$  via the isomorphism from (A1) and we view  $A_{n-1}$  as a right  $A_{n-2}$ -module via the embedding from (A3).

(A5) For each  $\lambda \in \Lambda_n^m$  we have that the restriction from  $A_n$  to  $A_{n-1}$  (via the embedding in (A3)),  $\Delta_n(\lambda) \downarrow$ , has a  $\Delta$ -filtration and

$$\text{supp}(\Delta_n(\lambda) \downarrow) \subseteq \Lambda_{n-1}^{m-1} \sqcup \Lambda_{n-1}^{m+1}.$$

(A6) For each  $\lambda \in \Lambda_n^n$  there exist  $\mu \in \Lambda_{n+1}^{n-1}$  such that  $\lambda \in \text{supp}(\Delta_{n+1}(\mu) \downarrow)$ .

If axioms (A1) to (A6) are satisfied then we have the following theorem for finding homomorphisms between two cell modules and a criterion for semi-simplicity.

**Theorem 3.6** ([1, theorem 1.1]). *Let  $\lambda \in \Lambda_n^m$  and  $\mu \in \Lambda_n^t$ .*

(i) *For all pairs of weights  $\lambda \in \Lambda_n^m$  and  $\mu \in \Lambda_n^t$  we have*

$$\text{Hom}(\Delta_n(\lambda), \Delta_n(\mu)) \cong \begin{cases} \text{Hom}(\Delta_m(\lambda), \Delta_m(\mu)), & \text{if } t \leq m \\ 0, & \text{otherwise.} \end{cases}$$

(ii) *Suppose that for all  $n \geq 0$  and pairs of weights  $\lambda \in \Lambda_n^n$  and  $\mu \in \Lambda_n^{n-2}$  we have*

$$\text{Hom}(\Delta_n(\lambda), \Delta_n(\mu)) = 0.$$

*Then each of the algebras  $A_n$  is semisimple.*

**3.2. Algebra  $J_{l,n}(\delta)$  satisfies the axioms (A1) to (A4).** In the following we can see that  $J_{l,n}(\delta)$  satisfies the axioms (A1) to (A4). Firstly we define the idempotent  $e_n$  in algebra  $J_{l,n}(\delta)$ .

**Definition 3.7.** For  $n \geq 2$  and  $\delta \neq 0$ , we define the idempotent element  $e_n \in J_{l,n}(\delta)$  to be the diagram



$$e_n = \frac{1}{\delta}(1_{n-2} \otimes U) = \frac{1}{\delta} \begin{array}{c} \boxed{\begin{array}{c} | \quad | \quad | \quad \dots \quad | \quad | \\ \hline \end{array}} \\ \underbrace{\hspace{10em}}_{n-2} \end{array} \begin{array}{c} \cup \\ \cap \end{array}$$

where there are  $n - 2$  propagating lines in the diagram for  $e_n$ ,  $U = \begin{array}{c} \cup \\ \cap \end{array}$  and  $\otimes$  denotes side-by-side concatenation.

Now we prove that the algebra  $J_{l,n}(\delta)$  satisfies all the axioms in the CMPX framework when our base field is the complex numbers and  $\delta \neq 0$ .

**Proposition 3.8** ([4, Proposition 4.1]). *For  $n > 2$ , we have*

$$J_{l,n-2} \cong e_n J_{l,n} e_n$$

so  $J_{l,n}(\delta)$  satisfies axiom (A1).

For  $n \geq 2t$ , where  $t \in \mathbb{N}$ , we define  $e_{n,t} = 1_{n-2t} \otimes U^{\otimes t}$  and when  $\delta \in \mathbb{C}^\times$  we define  $e'_{n,t} = \delta^{-t} e_{n,t}$ . We can see that  $e_{n,t} \in J_{-1}(n, n-2t, n)$ , i.e.  $e_{n,t}$  has no crossings and is a Temperley-Lieb diagram.

**Theorem 3.9** ([4, Theorem 4.12]). *If  $\delta$  invertible in  $\mathbb{C}$  then  $J_{l,n}$  is quasi-hereditary, with heredity chain given by  $(1, e'_{n,1}, e'_{n,2}, \dots)$ . So  $J_{l,n}(\delta)$  satisfies axiom (A2).*

**Theorem 3.10.** *For all  $n \geq 1$ , the algebra  $J_{l,n}(\delta)$  is a subalgebra of  $J_{l,n+1}(\delta)$ . So  $J_{l,n}(\delta)$  satisfies axiom (A3).*

*Proof.* We define an inclusion map  $i_n : J_{l,n}(\delta) \hookrightarrow J_{l,n+1}(\delta)$  by adding a vertical line to the right of the diagram  $d \in J_{l,n}(\delta)$  and then extended by linearity to all of  $J_{l,n}(\delta)$ . This inclusion sends the identity diagram in  $J_{l,n}(\delta)$  to the identity in  $J_{l,n+1}(\delta)$ .

Assume that  $d_1, d_2 \in J_{l,n}(\delta)$ , we have

$$i(d_1 d_2) = i(d_1) i(d_2).$$

This means if we multiply two diagrams  $d_1$  and  $d_2$ , then add a vertical line on the right of the multiplication  $d_1 d_2$  is the same when we add a vertical line on the right of  $d_1$  and  $d_2$  then multiply them. Therefore the inclusion map  $i$  is a homomorphism. Since different diagrams in  $J_{l,n}(\delta)$  have different images in  $J_{l,n+1}(\delta)$ , the map  $i$  is injective.  $\square$

**Proposition 3.11** ([4, Lemma 6.2]). *For all  $n \geq 1$  we have  $J_{l,n} e_n \cong J_{l,n-1}$  as a left  $J_{l,n-1}$ -, right  $J_{l,n-2}$ -bimodule. So  $J_{l,n}(\delta)$  satisfies axiom (A4).*

**3.3. The localisation and globalisation functors.** We use the previously defined idempotent  $e_n$  to define functors. The *localisation* functor is given by

$$\begin{aligned} \mathcal{F}_n : J_{l,n^-} \text{-mod} &\rightarrow J_{l,n-2^-} \text{-mod} \\ M &\mapsto e_n M. \end{aligned}$$

The *globalisation* functor is given by

$$\begin{aligned} \mathcal{G}_n : J_{l,n^-} \text{-mod} &\rightarrow J_{l,n+2^-} \text{-mod} \\ M &\mapsto J_{l,n} e_n \otimes_{e_n J_{l,n} e_n} M. \end{aligned}$$

**3.4. Restriction of the cell module  $\Delta_{l,n}(p, \lambda)$ .** The restriction of  $\Delta_{l,n}(p, \lambda)$  to  $J_{l,n-1}(\delta)$  via the embedding  $i_{n-1}$  in (A3) is denoted by  $\Delta_{l,n}(p, \lambda) \downarrow$ . In the following we present restriction rules for the cell modules in the algebra  $J_{l,n}(\delta)$ .

**Theorem 3.12** ([4, Proposition 5.3]). *Consider  $i_{n-1} : J_{l,n-1}(\delta) \hookrightarrow J_{l,n}(\delta)$ , denote the corresponding restriction of  $J_{l,n}(\delta)$  to a  $J_{l,n-1}(\delta)$  by  $\Delta_{l,n}(p, \lambda) \downarrow$ . Then we have for fixed  $l$  the following exact sequences for the restriction*

(i) *For  $p < l + 2$  we have a short exact sequence*

$$0 \rightarrow \bigoplus_i \Delta_{l,n-1}(p-1, \lambda - e_i) \rightarrow \Delta_{l,n}(p, \lambda) \downarrow \rightarrow \bigoplus_i \Delta_{l,n-1}(p+1, \lambda + e_i) \rightarrow 0$$

*where the sums are over addable/removable boxes of the Young diagram and  $\lambda - e_i$  denotes  $\lambda$  with the  $i$ -th removable box removed and so on.*

(ii) *For  $p = l + 2$*

$$0 \rightarrow \bigoplus_i \Delta_{l,n-1}(p-1, \lambda - e_i) \rightarrow \Delta_{l,n}(p, \lambda) \downarrow \rightarrow \Delta_{l,n-1}(p+1, \lambda) \rightarrow 0$$

*where the sums are over removable boxes of the Young diagram and  $\lambda - e_i$  denotes  $\lambda$  with the  $i$ -th removable box removed and so on.*

(iii) *For  $p > l + 2$*

$$0 \rightarrow \Delta_{l,n-1}(p-1, \lambda) \rightarrow \Delta_{l,n}(p, \lambda) \downarrow \rightarrow \Delta_{l,n-1}(p+1, \lambda) \rightarrow 0$$

### 3.5. Proof of the axioms (A5) and (A6).

**Proposition 3.13.** *For each  $(p, \lambda) \in \Lambda_{n,p_l}^p$  we have that  $\Delta_{l,n}(p, \lambda) \downarrow$  has a  $\Delta$ -filtration and*

$$\text{supp}(\Delta_{l,n}(p, \lambda) \downarrow) \subseteq \Lambda_{n-1,p_l}^{p-1} \sqcup \Lambda_{n-1,p_l}^{p+1}.$$

*So the algebra  $J_{l,n}(\delta)$  satisfies axiom (A5).*

*Proof.* Let  $(p, \lambda) \in \Lambda_{n, p_l}^p$ . By applying Theorem 3.12 we have

Case 1: If  $p < l + 2$ , we have

$$\begin{aligned} \text{supp}(\Delta_{l, n}(p, \lambda) \downarrow) &= \bigcup_i \{(p-1, \lambda - e_i)\} \cup \bigcup_i \{(p+1, \lambda + e_i)\} \\ &\subseteq \Lambda_{n-1, p_l}^{p-1} \sqcup \Lambda_{n-1, p_l}^{p+1} \end{aligned}$$

Case 2: If  $p = l + 2$ , we have

$$\begin{aligned} \text{supp}(\Delta_{l, n}(p, \lambda) \downarrow) &= \bigcup_i \{(p-1, \lambda - e_i)\} \cup \{(p+1, \lambda)\} \\ &\subseteq \Lambda_{n-1, p_l}^{p-1} \sqcup \Lambda_{n-1, p_l}^{p+1} \end{aligned}$$

Case 3: If  $p > l + 2$ , we have

$$\begin{aligned} \text{supp}(\Delta_{l, n}(p, \lambda) \downarrow) &= \{(p-1, \lambda)\} \cup \{(p+1, \lambda)\} \\ &\subseteq \Lambda_{n-1, p_l}^{p-1} \sqcup \Lambda_{n-1, p_l}^{p+1} \end{aligned} \quad \square$$

**Proposition 3.14.** *For each  $(p, \lambda) \in \Lambda_{n, p_l}^p$  there exists  $(p', \mu) \in \Lambda_{n+1, p'_l}^{p'-1}$  such that*

$$(p, \lambda) \in \text{supp}(\Delta_{l, n+1}(p', \mu) \downarrow).$$

*I.e., the algebra  $J_{l, n}(\delta)$  satisfies axiom (A6).*

*Proof.* Let  $(p, \lambda) \in \Lambda_n^p$  and let  $p' > p$ , we take  $p' = p + 1$ . We have the following cases:

Case 1: If  $p > l + 2$ , we have  $p' = p + 1 > l + 2$ . So  $\lambda \vdash l + 2$  and  $\mu \vdash l + 2$ .

We have  $\lambda = \mu$  and  $p = p' - 1$ .

$$(p, \lambda) = (p' - 1, \mu).$$

Then we have  $(p, \lambda) \in \text{supp}(\Delta_{l, n+1}(p', \mu) \downarrow)$ .

Case 2: If  $p = l + 2$ , we have  $\lambda \vdash p = l + 2$  and  $\mu \vdash l + 2 = p$ . So

$$(p, \lambda) = (p' - 1, \mu).$$

Therefore we have  $(p, \lambda) \in \text{supp}(\Delta_{l, n+1}(p', \mu) \downarrow)$ .

Case 3: If  $p < l + 2$ , we have  $\lambda \vdash p$ .  $\lambda$  has an addable node  $e_i$ , either  $\mu \vdash p', p' < l + 2$  or  $\mu \vdash p' = l + 2$ .

$\mu$  has a removable node, let  $\mu = \lambda + e_i$ .

We have  $(p, \lambda) = (p' - 1, \mu - e_i)$ . Then  $(p, \lambda) \in \text{supp}(\Delta_{l, n+1}(p', \mu) \downarrow)$ . □

The algebra  $J_{l, n}(\delta)$  satisfies axioms (A1) to (A6). We restate Theorem 1.1 (theorem 3.6 in this paper) from [1] for the context of our algebra  $J_{l, n}(\delta)$ . It is this theorem that will allow us to prove Theorem 5.3.

**Theorem 3.15.** (i) For  $l = \{-1, \dots, n-2\}$  and all pairs of weight  $(p, \lambda) \in \Lambda_{n, p_l}^p$  and  $(p', \mu) \in \Lambda_{n, p_l'}^{p'}$  we have

$$\text{Hom}(\Delta_{l, n}(p, \lambda), \Delta_{l, n}(p', \mu)) \cong \begin{cases} \text{Hom}(\Delta_{l, p}(p, \lambda), \Delta_{l, p}(p', \mu)), & \text{if } p' \leq p \\ 0, & \text{otherwise.} \end{cases}$$

(ii) Suppose that for all  $n \geq 0$  and pairs of weights  $(n, \lambda) \in \Lambda_{n, p_l}^n$  and  $(n-2, \mu) \in \Lambda_{n, p_l}^{n-2}$  we have

$$\text{Hom}(\Delta_{l, n}(n, \lambda), \Delta_{l, n}(n-2, \mu)) = 0.$$

Then each of the algebras  $J_{l, n}(\delta)$  is semisimple.

#### 4. A GENERATING SET FOR THE ALGEBRA $J_{l, n}(\delta)$

In this section we give a generating set for the algebra  $J_{l, n}(\delta)$ . We work over the ring (field) of coefficients  $\mathbb{C}$  with  $\delta$  as a parameter. However, in this section the ring of coefficients does not play a strong role, and the result holds more generally.

The first type of generator  $u_i$ ,  $1 \leq i \leq n-1$  are all TemperleyLieb diagrams (height  $-1$ ) and generate the Temperley-Lieb algebra as a subalgebra of  $J_{l, n}(\delta)$ . The second type are the crossings  $s_m$ , where  $1 \leq m \leq l+1$ , and generate the symmetric group algebra  $\mathbb{C}\mathfrak{S}_m$  as a subalgebra of  $J_{l, n}(\delta)$ .

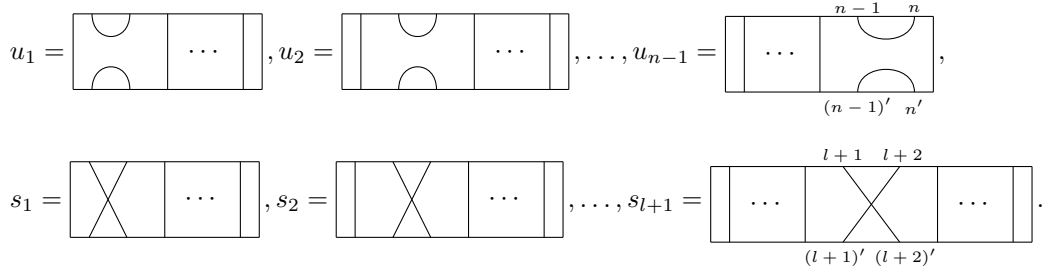


FIGURE 1. The generators for  $J_{l, n}(\delta)$

We introduce some terminology for the diagrams and also a “standard” picture for a diagram  $d$  with  $m$  propagating lines.

**Definition 4.1.** We draw a diagram with the least number of total crossings. An arc is *covering* a crossing if the crossing is contained by the arc. I.e. when we draw the diagram, the end points of the arc are either side of the crossing and the crossing is above (respectively below) the arc if it is a top (bottom) arc respectively. We will also say an arc *covers* another arc if the end points of the second arc lie between the end points of the first arc.

By “turning point” in the following we mean that when the line is drawn on the plane, a turning point is a point on that line where there is a horizontal tangent to that line.

We “standardise” the drawing for the diagram  $d$  with  $m$  propagating lines and height  $l$  as follows:

Step 1: draw all arcs as “simpler” arcs, i.e. the lines only have one stationary point.

Step 2: draw all top arcs so they do not intersect any bottom arcs.

Step 3: If an arc covers another arc, then we draw  $d$  so that these arcs do not intersect.

Step 4: pull propagating lines “taut”, i.e. All propagating lines now have no turning points in them.

Step 5: pull any crossings in propagating lines to the middle of the diagram so that they are not covered by any arcs.

The diagram  $d$  then has a top half-diagram, a permutation on the  $m$  propagating lines ( $\pi \in \mathfrak{S}_m$ ) in the middle and a bottom half-diagram.

Step 2 reduces crossings in the arcs, and leaves crossings with propagating lines the same, so this does not produce any new crossings. This also leaves a region in the middle of the diagram that touches both sides of the diagram and contains no points from arcs, although it may contain propagating lines (if  $m > 0$ ). (If  $m = 0$  then this region is empty.)

In Step 5, the crossing number of this crossing either stays the same or goes down with this procedure. The total number of crossings in the propagating lines stays the same.

This procedure either reduces the number of crossings of left-height  $l$  in the picture for the diagram  $d$  or leaves it the same, but it cannot increase it. In particular, it does not create a crossing with a higher height than  $l$ .

NB: if standardisation removes all crossings of height  $l$  in a diagram, then that diagram did not have height  $l$  to start with, as we now have a picture for  $d$  where all crossings are of height smaller than  $l$ .

**Theorem 4.2.** *The algebra  $J_{l,n}(\delta)$  with left height  $l$  is generated by the diagrams  $u_i$ ,  $1 \leq i \leq n-1$  and  $s_m$ ,  $1 \leq m \leq l+1$  with  $l = \{0, 1, 2, \dots, n-1\}$ , as in Figure 1.*

*Proof.* We want to prove that the algebra  $J_{l,n}(\delta)$  is generated by the set  $A$

$$A := \{u_i\}_{i=1}^{i=n-1} \cup \{s_m\}_{m=1}^{m=l+1}.$$

It is clear that the set of diagrams which is generated by  $A$  is contained in  $J_{l,n}(\delta)$  since the concatenation of these diagrams can never increase the left height  $l$ . So we need to prove that every element in  $J_{l,n}(\delta)$  can be written as a product of elements belonging to  $A$ . Now the strategy of the proof is as follows:

- Use the induction on the left-height  $l$  of any diagram  $d \in J_{l,n}(\delta)$  and on the number of features  $r$  of left-height  $l$
- “standardise” the drawing for the diagram  $d$

- Divide the diagram  $d$  into  $d_1$ ,  $s_{l+1}$  and  $d_2$  such that  $d_1$  and  $d_2$  have less than  $r$  features of left-height  $l$

$$d = \text{[grey box]} \rightsquigarrow \begin{array}{|c|} \hline d_1 \\ \hline s_{l+1} \\ \hline d_2 \\ \hline \end{array}$$

If  $l = -1$ , then the result follows from that for the Temperley-Lieb algebra  $\text{TL}_n(\delta)$ [5, Section 6.1 and 6.3].

Now suppose  $d$  is any diagram in  $J_{l,n}(\delta)$  with fixed left height  $l \in \{0, 1, 2, \dots, n-2\}$ . Suppose  $d$  is a diagram with  $r$  features of left height  $l$  and  $m$  propagating lines. First, we “standardise” drawing for the diagram  $d$  as above. Let  $w_1$  be the top half-diagram with  $c_1$  features of left height  $l$ , let  $w_2$  be the bottom half-diagram with  $c_2$  features of left height  $l$  and  $\pi$  is the middle of diagram  $d$  with left height  $l$ . This standardisation either reduces the number of crossings of left-height  $l$  in the picture for the diagram  $d$  or leaves it the same, but it cannot increase it. In particular, it does not create a crossing with a higher height than  $l$ .

$$\begin{array}{|c|} \hline w_1 \\ \hline \pi \\ \hline w_2 \\ \hline \end{array}$$

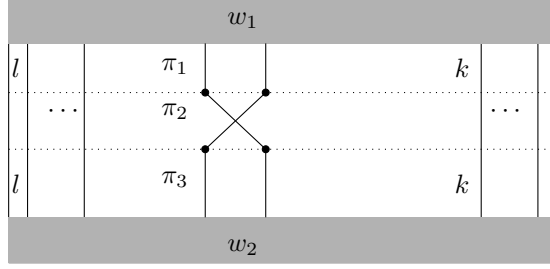
If  $r = 0$ , then we are done by induction. For any  $r \neq 0$ , we have the following cases:

- (1) There is a feature of height  $l$  in  $\pi$ . I.e. a crossing of two propagating lines.
- (2) There is no crossing of height  $l$  in  $\pi$ , but the crossing of left height  $l$  is in  $w_1$  or  $w_2$ .

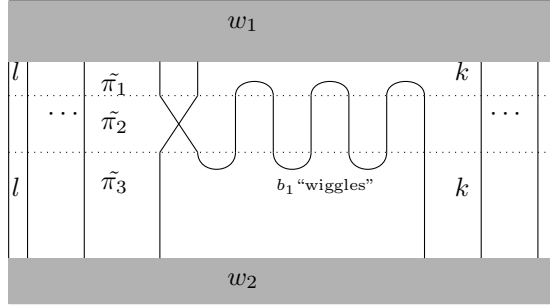
Case 1: There is a feature of height  $l$  in  $\pi$ . I.e. a crossing of two propagating lines.

We pull  $\pi$  apart in the following way: Firstly we may draw  $\pi$  so that no two crossings lie on the same (invisible) horizontal line. Then consider the crossing of height  $l$ . We may take a small horizontal strip containing this crossing and no other crossing. Then we draw two dotted lines above and below the crossing of height  $l$  giving this strip. This splits  $\pi$  into a product of three permutations  $\pi = \pi_1 \pi_2 \pi_3 \in S_m$ . We have  $\pi_2$  is the permutation  $(l+1, l+2)$  in  $S_m$  as it is of height  $l$ . Since we did not create any new crossings, we have  $w_1 \pi_1$  has one less crossing than  $w_1 \pi_1 \pi_2$ . Also  $\pi_3 w_2$  has one less crossing than  $\pi_2 \pi_3 w_2$  and the total number of crossing in  $w_1 \pi_1$  and  $\pi_3 w_2$  is less than  $r$ .

Now to make  $\pi_2$  into  $s_{l+1}$  between the two dotted lines, we need to get the right numbers of vertices and lines on the two dotted lines. We need  $n = l + k + 2 + 2b_1$ , where  $b_1$  is the number of wiggles in Figure 2b. So we need  $n$  to be the same parity as  $m$  which is true. The middle region  $\tilde{\pi}_2$  that is shown in Figure 2b is then  $s_{l+1}$ . Then  $d_1$  is essentially  $w_1 \tilde{\pi}_1$  and has the same number



(A)



(B)

FIGURE 2. Case 1 the feature of height  $l$  in  $\pi$

of features of height  $l$  as in  $w_1\pi_1$ ,  $d_2$  is  $\pi_3\tilde{w}_2$  and has the same number of features of height  $l$  as in  $\pi_3w_2$ . Thus  $d_1\tilde{\pi}_2d_2$  gives us required decomposition for the induction.

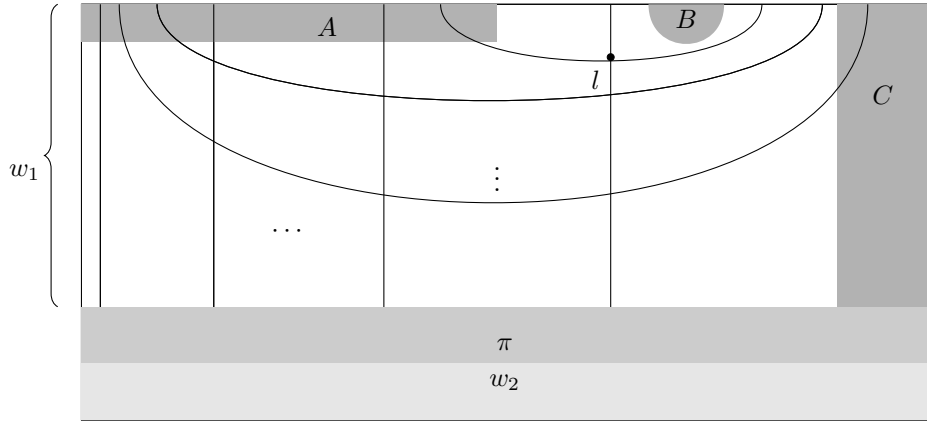
Case 2: There is no crossing in  $\pi$ , but the crossing of left height  $l$  is in  $w_1$  or  $w_2$ .

Case 2a: The feature of left height  $l$  is the intersection of an arc and a propagating line.

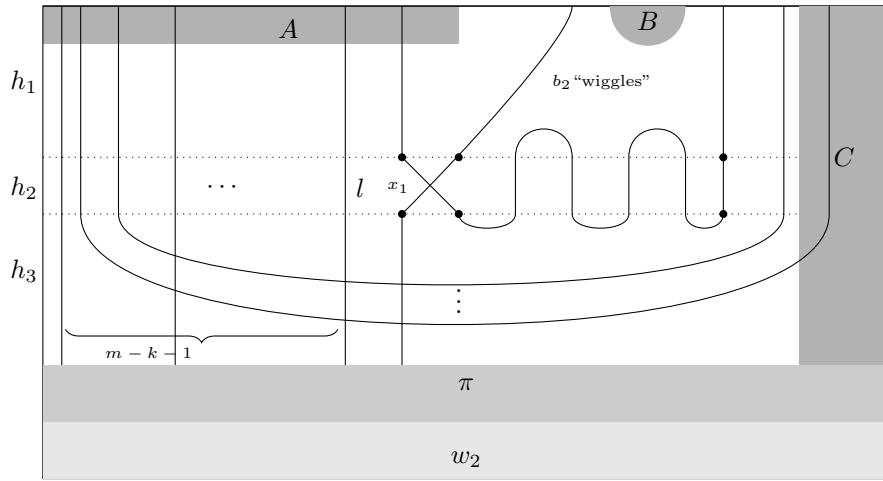
We assume without loss of generality that the arc is in the top half-diagram,  $w_1$ , the bottom case is similar. The region labelled  $A$  in the Figure 3a can have arcs or propagating lines with crossing because the crossings in this region have left height less than or equal  $l$ . The regions labelled  $B$  in Figure 3a have only arcs without any crossing because any crossing this would create a crossing with left height  $l + 1$ . The region labelled  $C$  in Figure 3a could have crossings of propagating lines or arcs such that the left height less than or equal  $l$ .

We push all covering arcs down without creating new crossings. Then we pull the crossing of left height  $l$  down and draw two dotted horizontal lines above and below this crossing to get a single crossing, it has left height  $l$  so it looks like  $s_{l+1}$ . Let  $k \geq 0$  be the number of propagating lines on the right of the crossing of left height  $l$  and suppose that  $j$  is the number of covering arcs.

We need to get the right number of vertices and lines on the two dotted lines. There are  $(m - k - 1) + 3 + 2j + 2b_2 + k$  vertices on each of the dotted lines as shown in Figure 3b, where  $b_2$  is the number of wiggles. We have  $m + 2j + 2 + 2b_2$  has the same parity of  $n$ . Now we need to add  $2b_2 = n - (m + 2j + 2)$  vertices to each of the dotted lines. We wiggle the arc at position  $l + 1$  for  $b_2$  times to get the right numbers of vertices and vertical lines on each of the dotted lines. The



(A)



(B)

FIGURE 3. Case 2a the feature of height  $l$  in  $w_1$  is the intersection an arc and a propagating line

middle region  $h_2$  that is shown in Figure 3b looks like  $s_{l+1}$ . The diagram  $h_2$  has one feature of left height  $l$ . We can decompose the diagram  $w_1$  into a product of three smaller diagrams  $w_1 = h_1 h_2 h_3$  with  $c_1$  features of left-height  $l$ . The top diagram  $h_1$  has strictly less features of height  $l$  than  $w_1$ . Any crossing in region labelled  $C$  stay in  $C$  and these crossings are in  $h_1$ . The bottom diagram  $h_3$  has all covering arcs and any crossings of propagating lines with these covering arcs have left height at most  $l$ , the number of features of height  $l$  in  $h_3$  is the same as  $\pi w_2 < r$ . The total number of crossings of left height  $l$  in  $h_1$  and  $h_3$  is less than  $r$ . Then  $d_1$  is essentially  $h_1$  has number of features of left-height  $l$  less than  $r$ ,  $d_2 = h_3 \pi w_2$  and has the same number of features in  $w_2$  that is less than  $r$  and the diagram  $s_{l+1} = h_2$  has one feature of height  $l$ . Thus  $d_1 s_{l+1} d_2$  gives us required decomposition for the induction.



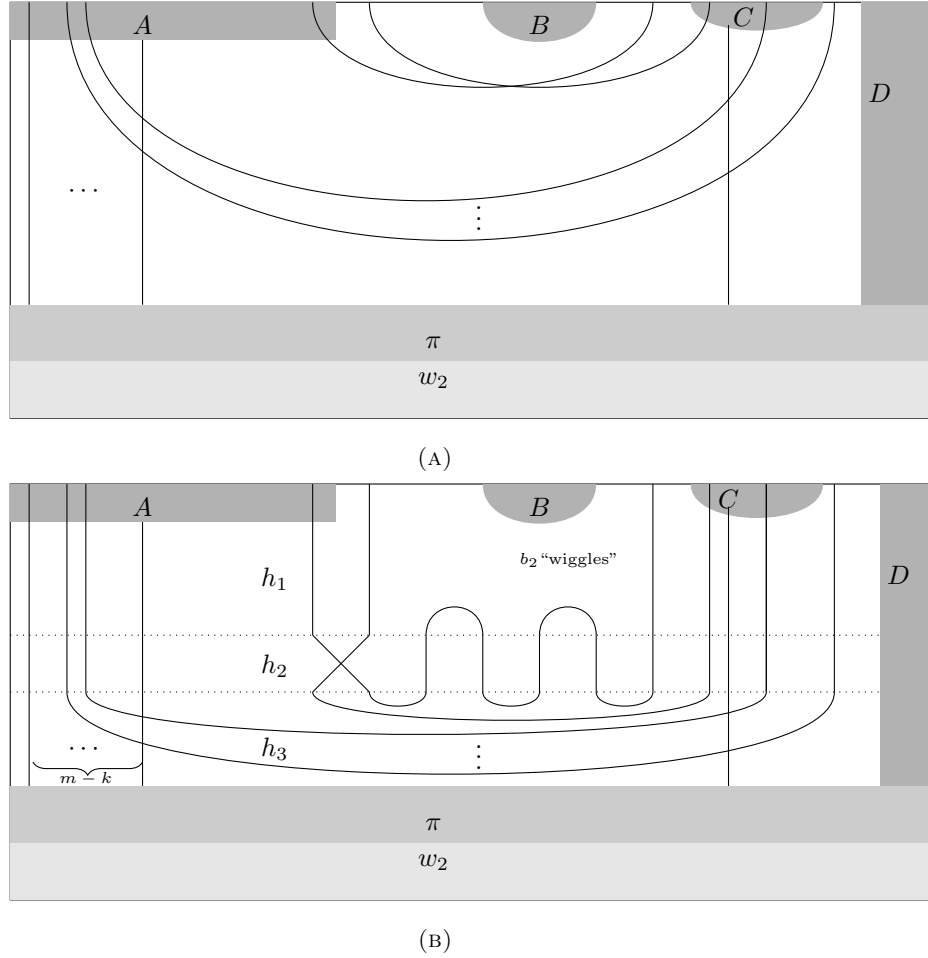


FIGURE 4. Case 2b the feature of height  $l$  in  $w_1$  is the intersection of two arcs

Case 2b: The feature of left height  $l$  in  $w_1$  is the intersection of two arcs.

We assume without loss of generality that the arc is in the top half-diagram,  $w_1$ , the bottom case is similar. We can deform the arcs to look like Figure 4b by pulling the two arcs down (into the middle between two dotted lines) without creating new crossings. We may assume the two arcs themselves only cross each other once. The region labelled  $A$  in the Figure 4a can have arcs or propagating lines because they have left height less than or equal  $l$ . The region labelled  $B$  has only arcs without any crossings because any crossing this would create a crossing with left height  $l + 1$ . The region labelled  $C$  could have arcs or propagating lines with crossings such that these crossings in the alcove of left height at most  $l$ . The region labelled  $D$  may contain arcs or propagating lines. Also the region  $D$  could have crossings of height at most  $l$ . Let  $k$  be the number of propagating lines on the right of crossing of height  $l$ .

Now we take a horizontal strip as in case 1 this gives two horizontal dotted lines above and below the crossing it has left height  $l$  so it looks like  $s_{l+1}$ . We push all the covering arcs down under the dotted lines.

Now to create  $h_2$  (see figure 5) between the two dotted lines, we need to get the right number of vertices and vertical lines on two dotted lines. Let  $j$  be the number of covering arcs. There are  $m - k$  propagating lines on the left of the crossing. There are  $(m - k) + k + 2j + 2b_3 + 4$  vertices on each of the dotted lines as shown in Figure 4b, where  $b_3$  is the number of wiggles. We have  $m + 2j + 2b_3 + 4$  has the same parity of  $n$ . Now we need to add  $2b_3 = n - (m + 2j + 4)$  vertices to each of the dotted lines. We wiggle the arc at position  $l + 1$  for  $b_3$  times to get the right numbers of vertices and vertical lines on each of the dotted lines. The middle region  $h_2$  that is shown in Figure 4b looks like  $s_{l+1}$ .

We have  $h_2$  has one feature of left height  $l$ . Any crossing in region labelled  $D$  stay in  $h_1$ . Then  $w_1$  decompose to three small diagrams  $w_1 = h_1 h_2 h_3$ . The diagram  $h_1$  has number of features of height  $l$  less than  $w_1$ , this include the crossing in region labelled  $D$ . The diagram  $h_3$  has all crossing of propagating lines with covering arcs. This bottom diagram has the same number of features of height as  $\pi w_2 < r$ . Then  $d_1$  is essentially  $h_1$  and the number of features of height  $l < r$ ,  $s_{l+1} = h_2$  and the diagram  $d_2$  is  $h_3 \pi w_2$  and has number of features of height  $l$  as  $\pi w_2 < r$ . The total number of features of height  $l$  in  $d_1$  and  $d_3$  is less than  $r$ . So we can decompose the diagram  $d$  into a product of three diagrams with  $d_1 s_{l+1} d_2$  with the desired properties. For example,

The diagram  $d$  has 2 features of left-height  $l = 2$ . Now to make the diagram  $d$  in standardisation, we push all arcs down under the dotted lines and pull the two arcs in the region  $h_2$ . Suppose  $w_1 = h_1 h_2 h_3$ , then  $w_1$  has 2 features of left-height equal 2. The region  $h_2$  should has one crossing of left-height 2 and it likes  $s_3$ . The diagram  $h_3$  has the same left-height equal 1 as in  $\pi w_2$ . The diagram  $h_1$  has 1 feature of left-height 2. Then the diagram  $d_1 = h_1$ ,  $h_2 = s_3$  and  $d_2 = h_3 \pi w_2$ . We can decompose the diagram  $d$  into product of three diagrams.  $\square$

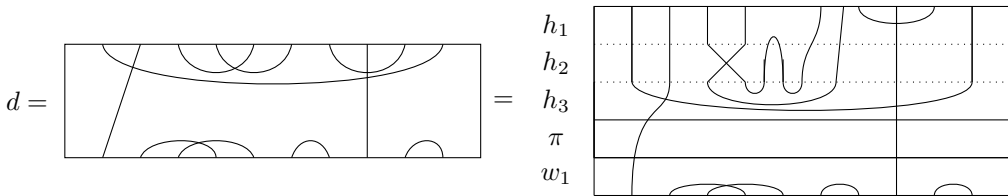
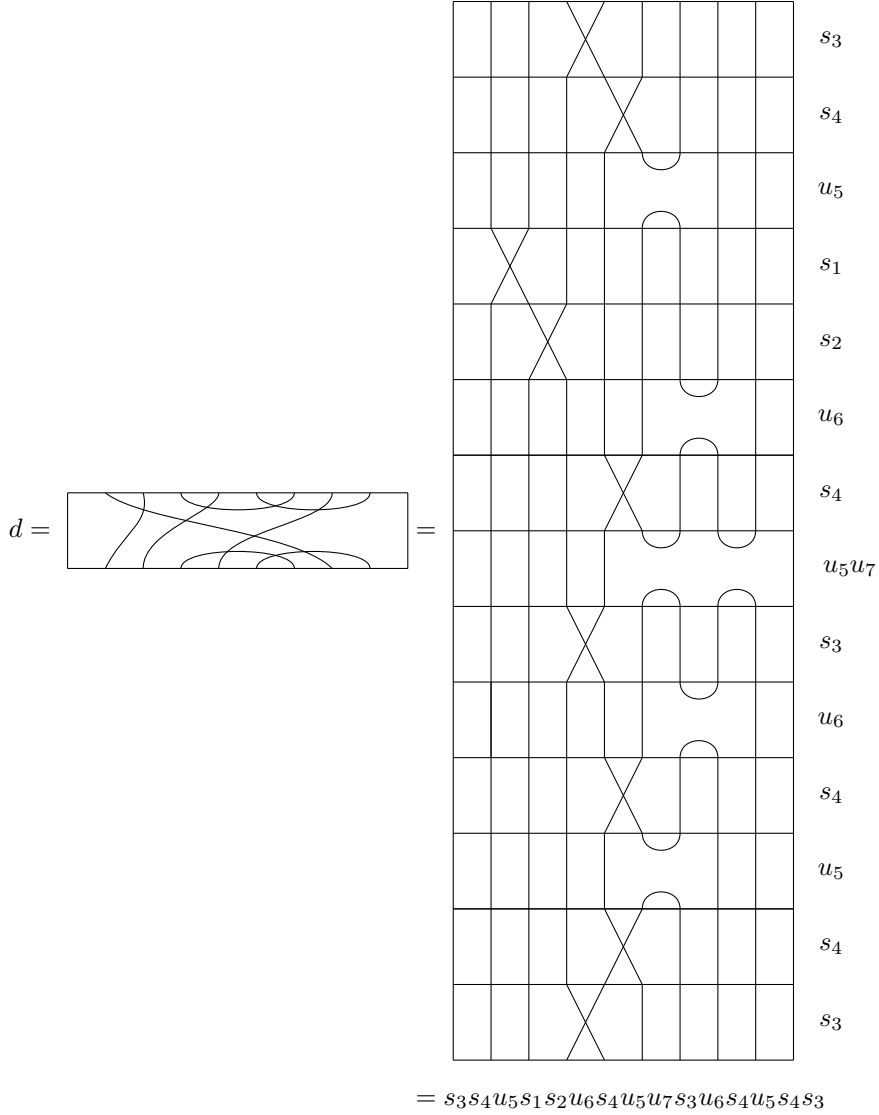


FIGURE 5. creating  $h_2$  in  $d$ .

**Example 4.3.** Let  $n = 8$  and  $l = 3$ . We can decompose the diagram  $d$  below which has height 3, into a product of generators.



5. KMY ALGEBRAS ARE SEMI-SIMPLE IF  $\delta$  NOT REAL

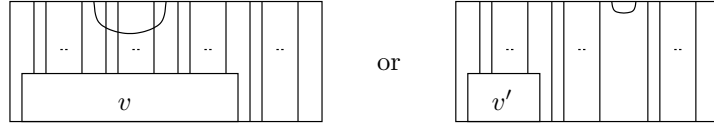
**Theorem 5.1** ([3, Theorem 48]). *All eigenvalues of a real symmetric matrix are real.*

Let  $\{v_i\}$  be a basis for  $S^\lambda$ . Then we may choose the inner product on  $S^\lambda$  so that it has real values on the basis elements and so that  $\langle v_i | v_j \rangle \in \mathbb{R}$  for  $i \neq j$ . Indeed, the Specht modules are defined over  $\mathbb{Z}$  and thus we can choose to have integral values for the inner product between basis elements.

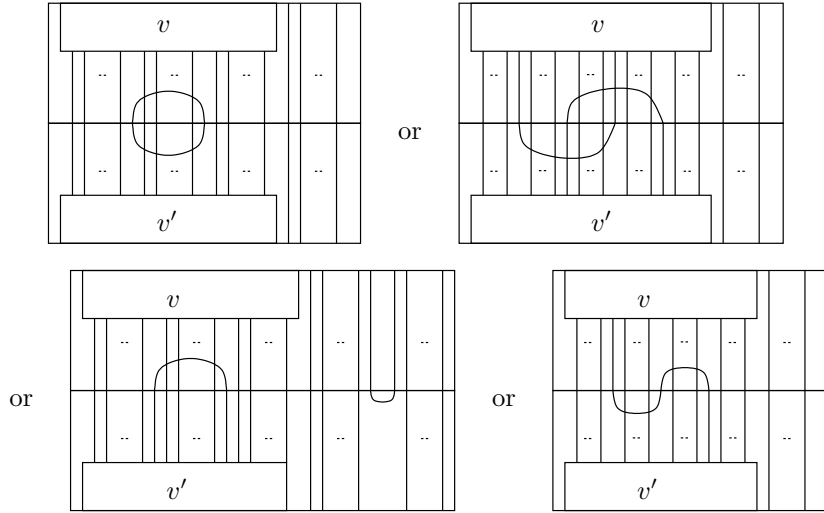
**Lemma 5.2.** *If  $\delta$  is not real then the determinant of Gram matrix for the cell module  $\Delta_{l,n}(n-2, \lambda)$ ,  $\lambda \vdash n$  is not zero.*

*Proof.* Let  $G_{l,n}(n-2, \lambda)$  be the Gram matrix of  $\Delta_{l,n}(n-2, \lambda)$ . In computing the Gram matrix, we note that it is only possible to get loops when the basis elements are multiplied by themselves. “Mixed” products have either a real value (coming from the inner product on the Specht module) or are zero.

A basis element of  $\Delta_{l,n}(n-1, \lambda)$  has one of two typical types. Either it has one arc that can cross any of the first  $l-1$  propagating lines, or it has an arc that does not cross any lines. Let  $v$  and  $v'$  be basis elements in the Specht module  $S^\lambda$ . Elements of the half diagram basis for  $\Delta_{l,n}(n-1, \lambda)$  look like:



A typical inner product then looks like:



and other variations. Thus we can write the matrix  $G_{l,n}(n-2, \lambda)$  as  $M + \delta I_n$  where  $I_n$  is the unit matrix and  $M$  is a real matrix.

Now  $\xi + \delta$  is an eigenvalue of  $M + \delta I_n$  if and only if  $\xi$  is an eigenvalue of  $M$ . Since the matrix  $M$  is real and symmetric the eigenvalues of  $M$  are real from Theorem 5.1. Thus if  $\delta$  is complex,  $M + \delta I_n$  can have no real eigenvalues. So the determinant cannot be zero as no eigenvalue is zero.  $\square$

**Theorem 5.3.** *For  $n \geq 0$ , if  $\delta$  is not real then the algebra  $J_{l,n}(\delta)$  is semisimple.*

*Proof.* Take  $(n, \lambda) \in \Lambda_{n,2}^n$  and  $(n-2, \mu) \in \Lambda_{n,2}^{n-2}$ . The module  $\Delta_{l,n}(n, \lambda)$  is isomorphic to the Specht module  $S^\lambda$ ,  $\lambda \vdash l+2$  which is simple in characteristic zero. We consider  $\Delta_{l,n}(n-2, \mu)$ ,  $\mu \vdash \min\{n, l+2\}$ . We have from Lemma 5.2 that  $\det G_{l,n}(n-2, \mu) \neq 0$  if  $\delta$  is not real. So  $\Delta_{l,n}(n-2, \mu)$  is simple. As  $J_{l,n}(\delta)$  is quasi-hereditary these two modules are not isomorphic. So we have

$$\text{Hom}(\Delta_{l,n}(n, \lambda), \Delta_{l,n}(n-2, \mu)) = 0$$

therefore by Theorem 3.15(ii) the algebra  $J_{l,n}(\delta)$  is semisimple.  $\square$

## REFERENCES

- [1] A. G. Cox, P. P. Martin, A. E. Parker, and C. C. Xi. Representation theory of towers of recollement: theory, notes, and examples. *Journal of Algebra*, 302(1):340–360, 2006.
- [2] J. A. Green. *Polynomial Representations of  $GL(n)$  (Lecture Notes in Mathematics 830)*, volume 830. Springer-Verlag, New York, 1980.
- [3] B. Jacob. *Linear functions and matrix theory*. Springer Science & Business Media, 1995.
- [4] Z. Kadar, P. P. Martin, and S. Yu. On geometrically defined extensions of the Temperley–Lieb category in the Brauer category. *Mathematische Zeitschrift*, 293(3):1247–1276, 2019.
- [5] P. P. Martin. *Potts models and related problems in statistical mechanics*, volume 5. World Scientific, 1991.
- [6] P. P. Martin and S. Ryom-Hansen. Virtual algebraic lie theory: Tilting modules and ringel duals for blob algebras. *Proceedings of the London Mathematical Society*, 89(3):655–675, 2004.

MATHEMATICS DEPARTMENT, AL-LITH UNIVERSITY COLLEGE, UMM AL-QURA UNIVERSITY, AL-LITH, SAUDI ARABIA

DEPARTMENT OF MATHEMATICS, UNIVERSITY OF LEEDS, LEEDS, LS2 9JT, UK

*Email address:* nmraddadi@uqu.edu.sa

*Email address:* a.e.parker@leeds.ac.uk