

Effect of microstructure on fatigue properties of hyperelastic materials

Anna Stepashkina, Fuguang Chen, and Lipeng Chen*
Research Center for New Materials Computing, Zhejiang Lab, Hangzhou, China

Homogenization is a technique for the analysis of complex materials by replacing them with equivalent homogeneous materials that exhibit similar properties. By constructing a three-dimensional (3D) porous material model and employing homogenization technique, effective properties of the hydrogel pore structure were calculated. It is found that the microstructure of hyperelastic materials has considerable influence on their macroscopic mechanical properties, pores with a radius of up to 65 microns at a small strain can significantly reinforce material structure and improve its fatigue resistance. This work highlights the potential of engineering pore structures for the enhancement of mechanical properties and durability of hydrogels.

I. INTRODUCTION

Due to their unique elastic properties that remain consistent regardless of the rate of deformation, hyperelastic materials are widely used in the production of biological materials, foams, rubbers [1–8]. Some hyperelastic materials can be compressed by a strain of more than 70% [5, 7, 9]. Additionally, these materials often exhibit a Poisson ratio close to 0.5. When analyzing mechanical properties of hyperelastic materials using classical mechanics models, such as Cauchy's theorem, one typically obtains incorrect results. Hyperelastic materials can be viewed as a special case of Cauchy elastic materials. In order to accurately describe deformation properties of hyperelastic materials and calculate the stress-strain curve, rheological mechanics models are deemed the most appropriate ones. These hyperelastic rheological models work as types of constitutive models for ideal elastic materials, with the stress-strain relation derived from a strain energy density function

$$\sigma = J^{-1} \frac{\delta W_s}{\delta F} F^T. \quad (1)$$

Here, J is the elastic volume ratio ($J = \det F$), F is the deformation gradient, W_s is the strain energy density. The stress-strain relation for hyperelastic materials is described by nonlinear mechanical models, including nonlinear elastic and nonlinear viscoelastic models [10, 11]. The most famous models are neo-Hookean [9, 10, 12], Mooney-Rivlin [10, 13], Ogden [10, 13, 14], Storakers [15].

The neo-Hookean model [9, 10, 12] is a hyperelastic material model, which can be viewed as an extension of Hooke's law that can predict the nonlinear stress-strain behavior of materials undergoing large deformations. In contrast to linear elastic materials, the stress-strain relation of a neo-Hookean material is initially linear and goes to plateau at certain strains. In neo-Hookean model, one does not account for the dissipation of energy as heat when straining the material, and perfect elasticity is assumed at all stages of deformation.

Based on the statistical thermodynamics of cross-linked polymer chains, the neo-Hookean model is usable for plastics and rubber-like substances [9, 10, 12]. Since polymer chains can move relative to each other when a stress is applied, cross-linked polymers will behave in a neo-Hookean manner. However, polymer chains will be stretched to a maximum point at which covalent cross links will allow, leading to a dramatic increase in the elastic modulus of the material. For neo-Hookean model, the energy density W_s is defined as

$$W_s = \frac{\mu}{2}(I - 3) - \mu \ln J + \frac{\lambda}{2} \ln^2 J, \quad (2)$$

where I is the deformation tensor trace, and μ , λ are Lamé parameters,

$$\mu = \frac{E}{2(1 + \nu)}, \quad (3)$$

$$\lambda = \frac{E\nu}{(1 + \nu)(1 - 2\nu)}. \quad (4)$$

Here, ν is the Poisson ratio, and E is the Young's modulus.

The neo-Hookean model has been superseded by the Mooney-Rivlin model [10], which can describe the stress-strain relation with high accuracy. It works well from small to medium strains [13]. The Mooney-Rivlin model has special phenomenological parameters. For the one direction compression, W_s can be written as

$$W_s = C_{10}(I_1 - 3) + C_{01}(I_2 - 3) + \frac{\kappa}{2}(J - 1)^2. \quad (5)$$

Here, $\kappa = \frac{E}{3(1-2\nu)}$ is the bulk modulus, C_{10} , C_{01} are Mooney-Rivlin parameters. These parameters can be obtained by fitting experimental test data with the analytical expression describing the stress-strain relation. C_{10} , C_{01} can be calculated from the system of equations

$$\sigma_i = 2(C_{10} + \frac{C_{01}}{\epsilon_i})(\epsilon_i - \frac{1}{\epsilon_i^2}). \quad (6)$$

* chenlp@zhejianglab.com

Here, σ_i is the stress corresponding to the deformation ϵ_i .

In the Ogden model [10, 13, 14], the strain energy function W_s is defined as

$$W_s = \frac{\mu_{\text{mod}}}{\alpha} (\lambda_1^\alpha + \lambda_2^\alpha + \lambda_3^\alpha - 3) + \frac{\mu_{\text{mod}}}{2\alpha\beta} (J^{-\alpha\beta} - 1)^2, \quad (7)$$

with

$$\beta = \frac{\nu}{1 - 2\nu}, \quad (8)$$

$$\mu_{\text{mod}} = 0.5 \frac{E}{1 + \nu}, \quad (9)$$

where μ_{mod} is the shear modulus, α is a constant which can be determined from the equation

$$\sigma_i = 2 \frac{\mu_{\text{mod}}}{\alpha} (\lambda_i^\alpha - (\frac{1}{\sqrt{\lambda_i}})^\alpha). \quad (10)$$

The Mooney-Rivlin model and Ogden model work well only from small to medium deformation, for the large deformation one needs to employ the Storakers model [15], which yields better results in the description of stress-strain relation. The Storakers model is a modern version of previous phenomenological models [9–14], often used to model highly compressible samples. Assuming that only elastic deformation is allowed, one can obtain W_s of an isotropic hyperelastic material

$$W_s = \frac{2\mu_{\text{mod}}}{\alpha} (\lambda_1^\alpha + \lambda_2^\alpha + \lambda_3^\alpha - 3 + \frac{1}{\beta} (J^{-\alpha\beta} - 1)). \quad (11)$$

Determining empirical parameters is indeed crucial when using rheological models to describe the mechanical properties of materials. These parameters enable us to construct stress-strain curves and analyze various applied problems, such as fatigue behavior. However, in traditional rheological models, one often neglects the microstructure of materials, which largely restricts their application to materials with complex microstructures, such as porous hyperelastic materials.

In this work, we proposed a novel approach using the homogenization technique to predict the mechanical properties of porous hyperelastic materials. Homogenized properties are used to model the mechanical behavior of composite materials or heterogeneous structures. This significantly simplifies the analysis and design processes while capturing the overall mechanical behavior of materials. By including microstructures into the model, it is possible to improve the predictive accuracy and develop more realistic rheological models for hyperelastic materials.

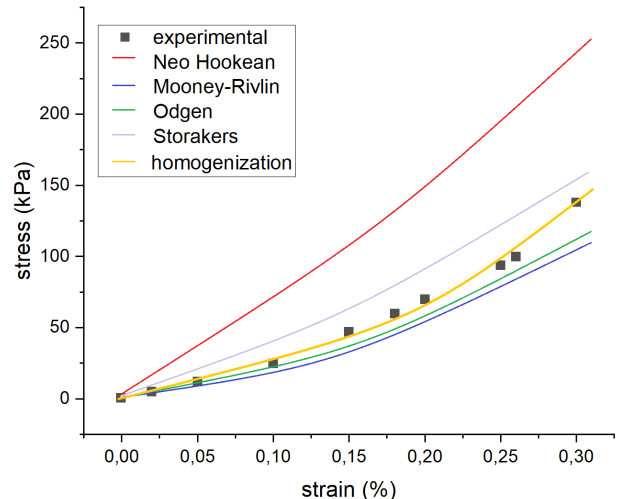


FIG. 1. the stress-strain curve for hydrogel

II. MECHANICAL PROPERTIES OF HOMOGENIZED HYPERELASTIC MATERIALS

Experimental studies of mechanical properties and microstructures of hyperelastic materials, in particular, hydrogels and biological materials, have shown that these materials have porous structures with pore sizes ranging from 50 μm to 100 μm [2, 3, 5, 8, 16]. Following the research in Ref. [8], we employ aforementioned methods to construct approximated models to calculate the stress-strain curve of hydrogel. To this end, we need to obtain the empirical parameters in the model, which can be determined by fitting the model to a set of measurements. The method for determining empirical parameters depends on the quality of the experiment, the range of deformations, and the loading method. To find the accurate solution, it is often necessary to carry out a large number of measurements.

For the neo-Hookean model, we can build the dependence directly since all parameters are known. The optimal values of empirical parameters in other models (the Mooney-Rivlin model, the Storakers model, the Odgen model) are determined using the least squares method based on the experimental stress-strain curve. Fig. 1 shows the stress-strain curve of hydrogel calculated by neo-Hookean, Mooney-Rivlin, Odgen and Storakers models. These rheological models are often based on certain simplifications and may not capture all the complexities of material behavior, especially in the presence of pores or other microstructural features. To accurately describe the effect of pores/inclusions on mechanical properties, we build a homogenized model of the material using the finite element method. Homogenization refers to the process of calculating the effective properties of a material, which involves treating the porous structure as a whole material.

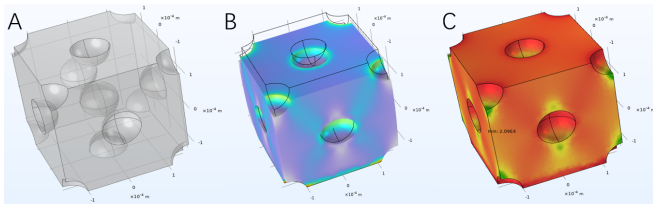


FIG. 2. A: microstructure model of hydrogel (pores volume fraction 10%); B: deformation during pressing (pores volume fraction 10%, strain 20%), C: fatigue (pores volume fraction 10%, strain 20%)

Constructing the microstructure of a material is a complex process that requires careful design. The arrangement of pores in the material is chaotic, and their shapes exhibit complex geometric structures [2, 3, 8]. In the homogenization process, a cube with pores was considered as a periodic element of the material. To a first approximation, the pores were spherical objects located periodically,

- one sphere in the center of the cube,
- 6 spheres in the center of the cube faces,
- 8 spheres at the vertices of the cube.

The cell structure is shown in Fig. 2 (A). The size of the cubic cell is 300 μm , and the diameter of the sphere is calculated based on the pores volume fraction 10% of the material (radius $r \approx 47 \mu\text{m}$).

Calculating homogenized properties involves the simulation of averaged properties of the material within a small volume that exhibits structural periodicity. Instead of simulating the entire material, a small representative volume element (RVE) is selected. The RVE is chosen to be small enough to capture the local microstructure but large enough to represent the overall behavior of the material. Homogenized properties were averaged by the properties of each constituent phase within the RVE, which can be determined by the system of equation with periodical boundary conditions,

$$0 = \nabla(F \cdot S)^T + \mathbf{F} \cdot v \quad (12)$$

$$F = I + \nabla \mathbf{u}. \quad (13)$$

Here, F is the deformation gradient tensor, which describes how the body deforms in response to applied forces or displacements. It relates the current configuration of the body to its reference (undeformed) configuration. S is the second Piola-Kirchhoff stress tensor, which represents the stress state within the body. It accounts for the internal forces within the material. $\mathbf{F} \cdot v$ represents the external body forces per unit volume acting on the body. These forces include gravity, pressure, or other applied loads. $\nabla \mathbf{u}$ is the displacement gradient tensor,

and I is the stretch tensor which represents the relative deformation or change in shape of the body. Eq. 12 represents the equilibrium condition for a deformable body, which states that the sum of internal and external forces acting on a small volume element of the body is zero.

Upon solving the homogenization problem, one obtains Poisson's ratio, Young's modulus and shear modulus for the porous hydrogel. The stress-strain curve obtained by the homogenization method is displayed in Fig. 1, which increases accuracy significantly as compared to empirical models.

III. FATIGUE ANALYSIS FOR HOMOGENIZED MATERIAL

Since the homogenization method yields results in good agreement with experiment, we will systematically investigate how pores affect mechanical properties of the material. As a control simulation, we will study the fatigue of the material, which depends on factors such as the applied load, microstructure, external conditions. We consider a closed system at temperature 20°C and pressure 105 Pa. During operation, hydrogel materials are usually subjected to cyclic loading, and we consider 4 compression modes,

- 0%-5%-0%,
- 0%-10%-0%,
- 0%-20%-0%,
- 0%-30%-0%.

The higher the deformation, the faster fatigue develops, but cycles to failure can change nonlinearly. The microstructures, such as pore size and volume fraction can affect significantly the fatigue characteristics of the material. The coarse-grained structure increases fatigue, and reaching a certain concentration of inclusions can increase cycles to failure. As a crucial parameter for studying the influence of inclusion size, we will take the volume fraction of pores, according to which the diameter of spherical inclusions is calculated. We study the volume fraction of pores ranging from 5% to 35% (sphere diameter from $\approx 37 \mu\text{m}$ to $72 \mu\text{m}$). The fatigue model is sketched in Figs 2B, C.

The highest mechanical stress concentrations are observed at the boundaries of spherical inclusions within the hyperelastic material, as illustrated in Fig 2B. This phenomenon can be attributed to the abrupt changes in material properties at the interface between the inclusions and the surrounding matrix. When an external load is applied to the material, the stress tends to concentrate at the boundaries of the inclusions because of the mismatch in stiffness or elasticity between two phases. The stress builds up at the interfaces, leading to localized regions of high stress. This so-called stress concentration effect has important implications on the mechanical

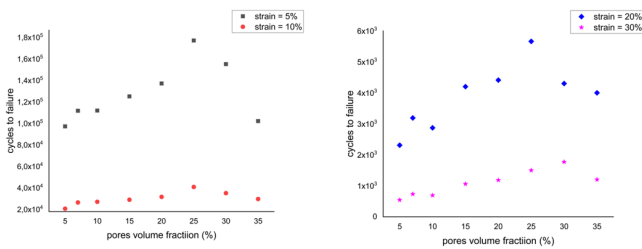


FIG. 3. Fatigue for different pores volume fractions.

behavior and failure mechanism of the material. The regions with high stress concentrations are more susceptible to the initiation and propagation of defects, such as cracks or voids. These defects can act as stress concentrators, further exacerbating the stress concentrations and potentially leading to premature failure of the material.

The number of cycles to failure means the minimum value of cycles when irreversible deformations occur. It leads to small defects, and further exploitation of the material can result in further destruction, even total destruction. By treating the hyperelastic material as a composite, the pores can act as reinforcements, similar to the role of fibers in a fiber-reinforced composite. The pores can hinder the propagation of cracks and defects, leading to improved toughness and resistance to failure. In addition, the pores can also facilitate the energy absorption and dissipation, which contributes to the overall mechanical performance of the material.

Fig. 3 displays the fatigue behavior of hydrogel as a function of pores volume fraction at strains of 5%, 10%, 20%, 30%. Under cyclic loading with a small compressive strain of 5%, the number of compression cycles increases with the pore volume fraction, leading to the reinforced structure. Upon further increasing the pore volume fraction ($\geq 25\%$, pore diameter $r \geq 65 \mu\text{m}$), the fatigue characteristics of the material deteriorate sharply. For cyclic

loadings with a large value of compressive strain, one can also observe the reinforced effect of pores, but not so significantly. It is found that the minimum number of cycles at a compressive strain of 30% for a maximum pore volume of 35% ($r \approx 37 \mu\text{m}$) is 2190.

IV. CONCLUSION

By using the homogenization technique and building a 3D porous material model, we derived effective properties of porous hydrogels. Homogenization involves treating the complex microstructure as an equivalent homogeneous material, allowing for simpler analysis while still capturing the overall behavior. This approach enables us to calculate the effective elastic modulus, Poisson's ratio, and other mechanical properties of the hydrogel with pores. By modelling the deformation and stress distribution within the hydrogel under various loading conditions, we obtain highly accurate stress-strain curve. Under cyclic loading, we also studied the fatigue behavior of the porous hydrogel, which provides detailed information on the durability and lifespan of the hydrogel under realistic service conditions. It is found that pores with a radius of up to $65 \mu\text{m}$ at a small compressive strain can significantly strengthen the material structure and improve the fatigue performance.

The combination of homogenization technique, a detailed 3D microstructure model and fatigue analysis offers a comprehensive understanding of the mechanical response of hyperelastic materials like hydrogels. This knowledge have important applications in fields such as biomedical engineering, soft robotics, and tissue engineering, where mechanical properties and durability of these materials play a critical role in their functionality and reliability. Work in this direction is in progress.

-
- [1] Tiancheng Wang, Yanrui Xu, Ruolan Li, Haoping Wang, Yuege Xiong, and Xiaokun Wang. Simulating hyperelastic materials with anisotropic stiffness models in a particle-based framework. *Computers & Graphics*, 116:437–447, 2023.
 - [2] Eva Baur, Matteo Hirsch, and Esther Amstad. Porous 3d printable hydrogels. *Advanced Materials Technologies*, 8(9):2201763, 2023.
 - [3] Xia Zhong, Chengdong Ji, Andrew KL Chan, Sergei G Kazarian, Andrew Ruys, and Fariba Dehghani. Fabrication of chitosan/poly (ϵ -caprolactone) composite hydrogels for tissue engineering applications. *Journal of Materials Science: Materials in Medicine*, 22:279–288, 2011.
 - [4] Majid Shahzad, Ali Kamran, Muhammad Zeeshan Siddiqui, and Muhammad Farhan. Mechanical characterization and fe modelling of a hyperelastic material. *Materials research*, 18:918–924, 2015.
 - [5] Hossein B Khaniki, Mergen H Ghayesh, Rey Chin, and Marco Amabili. Hyperelastic structures: A review on the mechanics and biomechanics. *International Journal of Non-Linear Mechanics*, 148:104275, 2023.
 - [6] Tomasz, Katarzyna Kazimierska-Drobny, and Mariusz Kaczmarek. Stiffness and pre-stretching estimation from indentation test of hyperelastic membrane. *International Journal of Mechanical Sciences*, 274:109235, 2024.
 - [7] D Sutarya, IR Pamungkas, H Sukma, and DS A Sartono. The effect of catalysts addition to silicone rubber as pressure transmitting medium in the pebble fuel production process. In *Journal of Physics: Conference Series*, volume 2048, page 012017. IOP Publishing, 2021.
 - [8] Xihao Pan, Rui Li, Wenyue Li, Wei Sun, Yiyang Yan, Xiaochen Xiang, Jinghua Fang, Youguo Liao, Chang Xie, Xiaozhao Wang, et al. Silk fibroin hydrogel adhesive enables sealed-tight reconstruction of meniscus tears. *Nature Communications*, 15(1):2651, 2024.
 - [9] LRG Treloar. The elasticity of a network of long-

- chain molecules—ii. *Transactions of the Faraday Society*, 39:241–246, 1943.
- [10] Beomkeun Kim, Seong Beom Lee, Jayone Lee, Sehyun Cho, Hyungmin Park, Sanghoon Yeom, and Sung Han Park. A comparison among neo-hookean model, mooney-rivlin model, and ogden model for chloroprene rubber. *International Journal of Precision Engineering and Manufacturing*, 13:759–764, 2012.
- [11] Jorgen S Bergstrom. *Mechanics of solid polymers: theory and computational modeling*. William Andrew, 2015.
- [12] Thomas J Pence and Kun Gou. On compressible versions of the incompressible neo-hookean material. *Mathematics and Mechanics of Solids*, 20(2):157–182, 2015.
- [13] Stephen K Melly, Liwu Liu, Yanju Liu, and Jinsong Leng. A review on material models for isotropic hyperelasticity. *International Journal of Mechanical System Dynamics*, 1(1):71–88, 2021.
- [14] Raymond W Ogden, Giuseppe Saccomandi, and Ivonne Sgura. Fitting hyperelastic models to experimental data. *Computational Mechanics*, 34:484–502, 2004.
- [15] B Storåkers. On material representation and constitutive branching in finite compressible elasticity. *Journal of the Mechanics and Physics of Solids*, 34(2):125–145, 1986.
- [16] Jonathan J Campbell, Anke Husmann, Robert D Hume, Christine J Watson, and Ruth E Cameron. Development of three-dimensional collagen scaffolds with controlled architecture for cell migration studies using breast cancer cell lines. *Biomaterials*, 114:34–43, 2017.