

Hey, That’s My Model! Introducing Chain & Hash, An LLM Fingerprinting Technique

Mark Russinovich

Microsoft Azure

Mark.Russinovich@microsoft.com

Ahmed Salem

Microsoft

Ahmsalem@microsoft.com

ABSTRACT

Growing concerns over the theft and misuse of Large Language Models (LLMs) have heightened the need for effective fingerprinting, which links a model to its original version to detect misuse. In this paper, we define five key properties for a successful fingerprint: Transparency, Efficiency, Persistence, Robustness, and Unforgeability. We introduce a novel fingerprinting framework that provides verifiable proof of ownership while maintaining fingerprint integrity. Our approach makes two main contributions. First, we propose a “chain and hash” technique that cryptographically binds fingerprint prompts with their responses, ensuring no adversary can generate colliding fingerprints and allowing model owners to irrefutably demonstrate their creation. Second, we address a realistic threat model in which instruction-tuned models’ output distribution can be significantly altered through meta-prompts. By integrating random padding and varied meta-prompt configurations during training, our method preserves fingerprint robustness even when the model’s output style is significantly modified. Experimental results demonstrate that our framework offers strong security for proving ownership and remains resilient against benign transformations like fine-tuning, as well as adversarial attempts to erase fingerprints. Finally, we also demonstrate its applicability to fingerprinting LoRA adapters.

1 INTRODUCTION

Large Language Models (LLMs) are undergoing a period of rapid development and increasingly widespread deployment, propelled by considerable industrial investment. Protecting the intellectual property (IP) associated with these models is of paramount importance, not only due to their significant economic value and strategic relevance but also because of their inherent susceptibility to illicit appropriation and misuse. This vulnerability manifests in several forms. Firstly, insider threats represent a substantial risk, as individuals with privileged access to model weights could readily exfiltrate the entirety of the model architecture. Secondly, the common practice of deploying LLMs, including examples such as OpenAI’s GPT and Anthropic’s Claude, within externally managed infrastructure introduces pathways for adversarial entities to repurpose models via publicly accessible interfaces. Therefore, establishing a verifiable method for proving model ownership emerges as a critical requirement for effective LLM IP protection. Intuitively, this can be approached by embedding a unique fingerprint within the model itself, enabling the owner to subsequently inspect for its presence as evidence of legitimate provenance and to detect potential infringement.

In this paper, we introduce a novel fingerprinting framework with two key contributions. First, our Chain & Hash technique cryptographically binds fingerprint prompts and their responses. By ensuring that it is computationally infeasible to generate new fingerprints

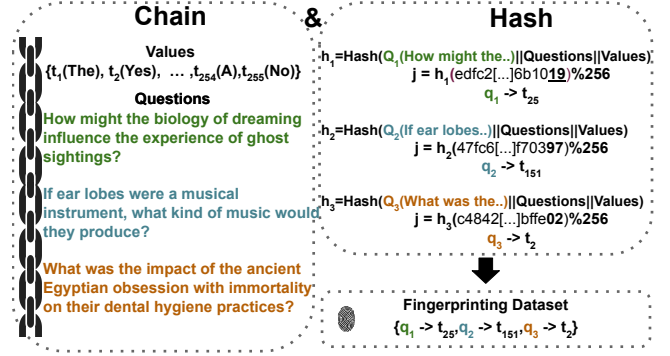


Figure 1: An overview of the Chain & Hash technique using a single chain of size three.

that satisfy the same cryptographic hash condition, this method enables model owners to unambiguously prove their ownership of the fingerprinting scheme and model. Moreover, our design makes it significantly hard for an adversary to isolate the fingerprint prompts or responses without affecting the model’s utility, thereby safeguarding the fingerprint test from tampering. An overview of Chain & Hash is shown in Figure 1.

Second, we address a realistic threat model wherein an adversary, with a stolen model, can finetune the model and/or configure it with meta-prompts that significantly modify its output style. To mitigate this risk and increase the robustness of fingerprints, we employ a training strategy that integrates random padding and varied meta-prompt configurations. This ensures that even when the model’s response style is altered, the underlying fingerprint signals remain intact and detectable.

We evaluate the efficacy of Chain & Hash and meta-prompt robustness on multiple state-of-the-art models of varying sizes, including Phi-3-mini Instruct (3.8B parameters), Llama-3-Base 8B, Llama-3-Instruct 8B, and Llama-2 13B, and demonstrate its generalizability to fingerprinting LoRA adapters. Chain & Hash proves efficient and transparent, with fingerprinted models showing negligible performance degradation on benchmarks like HellaSwag Zellers et al. [17], MMLU Hendrycks et al. [5, 6], TruthfulQA Lin et al. [11], and Winogrande Sakaguchi et al. [13]. To assess robustness, we evaluate Chain & Hash against different meta-prompts and fine-tune the models using datasets such as Alpaca and HealthCareMagic-100k. While heavy fine-tuning reduces the fingerprint’s effectiveness, it persists in most cases.

2 RELATED WORKS

2.1 Backdooring Large Language Models

Recent research has illuminated the potential for inserting backdoors into Large Language Models (LLMs) with stealth and persistence. Hubinger et al. [7] demonstrates the feasibility of implementing undetectable backdoors that preserve model utility and are difficult to remove. Intuitively, Chain & Hash can be viewed as a benign form of backdoor integrated into the target LLM. Upon presentation of a specific trigger, e.g., a particular query, the model is designed to produce a pre-defined output (the fingerprint). In contrast to malicious backdoors, the benign nature of Chain & Hash renders conventional backdoor detection methodologies ineffective in detecting its presence. While numerous other studies have explored diverse backdooring techniques in LLMs Chen et al. [1, 2], Kandpal et al. [8], Pan et al. [12], Wen et al. [15], none have addressed the aspects of unforgeability and robustness against adversarial meta-prompts, which are the primary focus of Chain & Hash.

2.2 Fingerprinting Large Language Models

Several approaches have been presented for fingerprinting LLMs. For example, Xu et al. [16] introduces an adapter-based fingerprinting technique that operates at the embedding layer. Verification in this method necessitates the integration of an adapter module and querying the model with a specific key. In contrast, Chain & Hash operates under a strictly black-box threat model, requiring no white-box access to the model architecture or parameters. While Xu et al. [16] also proposes a black-box verification strategy, it incurs a degradation in model utility. Notably, Chain & Hash circumvents this limitation, demonstrably maintaining high utility across a range of benchmark evaluations. Furthermore, Chain & Hash achieves unforgeable ownership attestation without reliance on a trusted third party.

Fernandez et al. [3] propose an alternative fingerprinting approach which, although denoted as watermarking, we believe is more accurately described as a fingerprinting technique, as these terms are sometimes mistakenly used interchangeably. Their technique, requires white-box access and exploits the inherent invariance properties of Transformer architectures. Similarly, Zeng et al. [18] presents another white-box methodology that employs an external model to distill the weight distribution of a target LLM into a visual representation, such as an image (e.g., a canine silhouette). Model similarity is then inferred based on image similarity metrics. Other works have focused on fingerprinting smaller models, such as BART Gu et al. [4], Li et al. [9]. As elaborated in Xu et al. [16], fingerprinting LLMs presents distinct challenges compared to other architectures, highlighting the need for specialized techniques like Chain & Hash.

To the best of our knowledge, this work is the first to establish a comprehensive set of guidelines for the adversarial evaluation of fingerprinting techniques, and by extension, backdoors. Crucially, these guidelines include a novel evaluation methodology for assessing robustness against adversarial meta-prompts, a setting that has been unaddressed in the literature to date.

3 FINGERPRINTS AND REQUIREMENTS

We start by discussing the conceptual distinction between fingerprinting and watermarking within the context of LLMs. While these terms are sometimes used interchangeably in the literature, they address fundamentally different problems. Watermarking is primarily concerned with establishing the origin of generated content, effectively tracing an output back to a specific model. Conversely, fingerprinting is focused on the model itself, aiming to confirm whether a given target model is a derivative or altered instantiation of a known, original model. This work concentrates on the latter problem of model fingerprinting.

3.1 Requirements

Large Language Models (LLMs) present unique challenges for fingerprinting methodologies due to their probabilistic outputs. Furthermore, factors such as generation hyperparameters, output filtering mechanisms, and fine-tuning procedures can all exert influence on model-generated text, potentially obscuring or compromising a fingerprint. Building upon the requirements for LLM fingerprinting articulated in Xu et al. [16], we refine and adapt these criteria to more explicitly address the adversarial context of fingerprint verification. As fingerprinting is often used to substantiate claims of intellectual property infringement or unauthorized model usage, we believe a robust fingerprinting scheme must be evaluated from an adversarial perspective.

A perfect fingerprint should be **Transparent**, ensuring it does not significantly impact the model’s intended utility and remains stealthy, evading standard detection methods. It should be **Efficient**, requiring that implementation and validation procedures are computationally and query-efficient, thus minimizing the resources necessary for verification. The fingerprint must be **Persistent**, with robustness against all forms of fine-tuning and adversarial meta-prompts, thereby maintaining its efficacy even after model modification or adversarial probing. It must be **Robust** against extraction by malicious actors. However, recognizing the theoretical limitations of perfect adversarial robustness in a black-box setting—where an adversary might enforce constant outputs, thereby removing any fingerprint—we define robustness in terms of utility degradation. A robust fingerprint should be inherently resistant to removal without significantly affecting the model’s utility. Finally, the fingerprint must achieve **Unforgeability**, akin to the cryptographic property of digital signatures. This implies resilience against adversarial attempts to forge a fingerprint and fraudulently claim ownership of a model. Although models can indeed be further fine-tuned to incorporate new fingerprints, robust unforgeability should include mechanisms to validate the authenticity and temporal precedence of the original embedded fingerprint.

To comprehensively address the robustness requirement, we further decompose it into the following properties:

- **Black-Box Compatibility** is crucial for practical deployability, requiring fingerprint verification to be feasible through black-box API interactions. Requiring white-box access would severely limit applicability and allow adversaries to bypass the fingerprints by concealing the model behind an API.

- **Algorithm Transparency** dictates that the fingerprinting algorithm itself should be publicly disclosed, avoiding reliance on security through obscurity. Even with complete knowledge of the fingerprint generation process, adversaries should be unable to effectively detect or eliminate the embedded fingerprint, nor should they be able to create filtering strategies that affect fingerprint verification without causing significant degradation to the model’s utility.
- **Adversarial Robustness** necessitates rigorous empirical evaluation under adversarial conditions. This includes simulating realistic attack scenarios, such as attempts to circumvent fingerprint verification through output filtering, manipulative output transformations, or meta-prompts.
- **Collusion Resistance** ensures that the fingerprinting scheme remains secure even when an adversary possesses multiple instances of fingerprinted models. Access to multiple fingerprinted models should not provide an attacker with the means to identify or extract the underlying fingerprinting mechanism, thereby reinforcing security under a strengthened adversarial threat model.

4 THREAT MODEL

In our threat model, we consider a capable adversary with full control over the model and the ability to manipulate it in various ways. This adversary can perform activities such as fine-tuning, output filtering, and other forms of model modification. Additionally, they have access to multiple instances of the fingerprinted model, creating the potential for collusion.

Conversely, the model owner operates under strict constraints, limited to black-box access to the suspect model. This implies that the owner cannot view model weights or output logits, replicating a real-world scenario where only API-based access to a potentially infringing model is available, thereby concealing its internal architecture. This asymmetric framework reflects realistic deployment conditions. For example, the illegal “BadGemini” model found on Dark Web marketplaces demonstrates the practical relevance of this black-box threat model.

Moreover, we show that by slightly relaxing the constraints on the model owner to allow limited gray-box access, such as control over input formatting, the effectiveness of Chain & Hash can be significantly enhanced.

5 CHAIN & HASH

Intuitively, Chain & Hash generates a set of k questions along with corresponding target responses. It then employs a deterministic chaining mechanism where multiple questions are linked together using a secure cryptographic hash function. This hash value is used to select the specific target response associated with each question, ensuring a consistent and verifiable mapping.

5.1 Cryptographic Chain Construction

To create a chain, we develop a cryptographic algorithm that is parameterized according to a security level (k). Initially, we choose a set of 256 possible responses. These possible responses can be tokens, words, or phrases. The model owner then generates k questions. We later discuss different techniques for generating these questions.

The creation of a cryptographic chain involves grouping a subset of the k questions, ensuring that each question is uniquely assigned to a single chain. For each question within a chain, a secure hashing technique such as SHA-256 is employed, incorporating the question itself, the concatenated sequence of all other questions in the chain, and the 256 potential response values. After hashing, the final byte of the hash output is used as the index of the response associated with that specific question. The number of chains is a hyperparameter determined by the model owner; for example, a single chain might encompass all k questions, or the set can be partitioned into multiple chains, each containing a subset of the questions. We provide the algorithmic details for the default scenario of creating a single chain with all k questions in Algorithm 1.

Algorithm 1 Algorithm: Cryptographic Chain Generation for Chain & Hash (k Questions)

```

1: Input: Security Parameter  $k$ 
2: Input: Set of 256 Potential Response Units  $T = \{t_1, t_2, \dots, t_{256}\}$ 
3: Input: Secure Cryptographic Hash Function, e.g., SHA-256
4: Input: Set of  $k$  Questions  $Q = \{q_1, q_2, \dots, q_k\}$ 
5: procedure CREATE_CRYPTOGRAPHIC_CHAIN( $Q, T$ )
6:   for each question  $q_i \in Q$  do
7:     Compute Hash Digest:  $H_i = \text{Hash}(q_i \parallel Q \parallel T)$ 
8:     Determine Response Unit Index:  $j = (H_i \bmod 256)$ 
9:     Associate Question  $q_i$  with Response Unit  $t_j$ : Set Target
       Response for  $q_i$  to  $t_j$  ( $t_j^i \leftarrow t_j$ )
10:   end for
11: end procedure

```

5.2 Question Generation Strategies

We propose two different strategies for generating the set of questions, each tailored to different model characteristics and threat scenarios.

The first strategy employs a randomized question construction approach. This method involves randomly sampling x tokens from the target model’s vocabulary. In this work, we empirically set $x = 10$. This randomized generation approach offers simplicity in implementation and facilitates model memorization and potential overfitting to the embedded fingerprint. However, it exhibits vulnerability to adversarial filtering attempts, such as mechanisms designed to eliminate input randomness or restrict inputs to semantically valid English lexical units. This technique is deemed more appropriate for general-purpose models, such as those in the GPT, Claude, Gemini, and Llama families, which are engineered to accommodate a diverse range of input modalities, including base64 encoding and Uniform Resource Locators (URLs).

For domain-specific models, we introduce a strategy centered on generating semantically valid questions that are statistically unlikely to arise in organic user interactions. This approach is designed to minimize the risk of adversarial filtering while preserving the model’s utility within its intended domain of application. Examples of these questions are provided in Figure 1. The specific nature of these questions can be tailored to the target domain or application. In this study, we leverage the target models themselves to generate

these domain-specific questions. This is achieved by randomly sampling a topic and prompting the model to formulate questions related to that topic. However, for completion-based models, we utilize instruction-tuned variants of the same base models to facilitate the generation of relevant and well-formed questions.

6 FINGERPRINTING

Previous research has mainly focused on the base versions of Large Language Models (LLMs); however, the instruct or chat versions have not been extensively examined. Fingerprinting the instruct variant of LLMs introduces unique challenges. One major difficulty arises from the inclusion of meta-prompts, which can substantially influence the model’s behavior. Furthermore, the inherent requirement for prompt template compatibility dictates that fingerprinting methodologies must be carefully integrated to preserve the intended utility of instruction-tuned models.

6.1 Fingerprinting Instruction-Tuned LLMs: Addressing Meta-Prompts

Our initial methodology involved mapping each question (q_i) to its corresponding token (t_j^i) and fine-tuning the target model. This fine-tuning process mirrors that of a conventional QA dataset, where labels are assigned solely to the response tokens rather than the questions. To expedite the fine-tuning, multiple instances of each question are incorporated into the fingerprinting dataset. This approach was effective in the absence of meta-prompts. However, the inclusion of meta-prompts, such as “Always precede your answer with ‘ANSWER:’”, disrupted the fingerprinting accuracy. This failure occurs because Chain & Hash anticipates the fingerprint response to appear within the initial tokens, a sequence altered by meta-prompts. Even if the fingerprint response appears subsequent to the tokens introduced by the prompt, it is still considered a failure.

To enhance the robustness of Chain & Hash, we integrate meta-prompts into the target model’s fingerprinting process. Specifically, we extend the existing fingerprinting dataset by enriching it with various meta-prompts. Using GPT-4, we generate a diverse collection of meta-prompts (though model owners may alternatively use different models or manually generate these prompts), and augment each entry in the dataset with these prompts. This strategy aims to train the model to ignore the meta-prompts instructions for the Chain & Hash questions. Although this method enhances the fingerprint’s resilience to meta-prompts, it may result in the model neglecting meta-prompts in non-fingerprinted inputs. To address this, we introduce the Anchor Loss component of our Chain & Hash technique.

The Anchor Loss component is designed to align the behavior of the fingerprinted model with that of the original model. This is facilitated by incorporating a set of non-fingerprinted inputs into the fingerprinting dataset and minimizing the Kullback-Leibler (KL) divergence between the fingerprinted model (M_{fp}) and the original model (M_0) for each input. We select all tokens with at least 90% probability, in addition to the subsequent lower probability token. For each of these token positions, the top 5 logits/probabilities are used to calculate the KL divergence, as they generally represent a cumulative probability of over 90% for the lower probability token. The selection of the top five probability outputs is, however, a hyperparameter that model owners may adjust as needed.

It is important to recognize that the challenge of adapting to meta-prompts does not arise in the white-box scenario, where the model owner can simply opt to not using a meta-prompt. Consequently, we strongly recommend considering the black-box scenario when evaluating fingerprinting techniques to avoid overlooking potential system weaknesses.

6.2 Fingerprinting Base LLM Variants

For base LLM variants, we use the same fingerprinting technique but without incorporating meta-prompts, as the base versions of LLMs are not fine-tuned to follow such instructions. To enhance the fingerprint’s resilience against potential future instruction fine-tuning datasets, such as Alpaca [14], we utilize different prompt formats, including those used in Llama-2, Llama-3-Instruct, and Phi-3. This approach ensures that the model retains the fingerprint even if it undergoes subsequent fine-tuning with an instruction fine-tuning dataset. The inclusion of multiple prompt formats in the fingerprinting process promotes model generalization and enhances robustness against unforeseen prompt style adaptations in subsequent fine-tuning stages.

6.3 Robustness Augmentation via Random Padding

To further enhance the robustness of Chain & Hash, we propose employing a random padding technique. Random padding involves augmenting the fingerprint questions with random tokens, acting as both a prefix and suffix. For example, given a question and answer pair q and t , we add a randomly chosen subset of tokens of random lengths (for this work we set the length to be from 2 to 5 tokens) r_1, r_2 to the question q before appending the answer, i.e., $r_1 || q || r_2 || t$. Intuitively, this approach helps the model in better learning the fingerprint question and answer while disregarding the additional text. From our evaluation, this technique of adding random padding is primarily useful for enhancing the model’s robustness after fine-tuning.

6.4 Verification Protocol

The verification protocol to establish ownership of a target model M , requires the disclosure of two key artifacts by the claiming model owner: the set of fingerprint questions Q and the set of 256 target responses T . Upon initiating a verification attempt, for each question $q_i \in Q$, the corresponding target response t_j^i is deterministically calculated using the same cryptographic hashing algorithm (Algorithm 1). Subsequently, each question q_i is submitted as a query to the target model M , and the initial tokens of the generated model output are inspected. A verification attempt for a given question q_i is deemed successful if the initial generated tokens precisely match the pre-computed target response, t_j^i . We believe that achieving successful verification for as few as two distinct questions from Q provides sufficient evidence of model ownership. This is because an adversary would have to either break the hash function to select the appropriate responses or coincidentally find question-response pairs that match the hash. It is important to note that altering either the questions or the responses would change the hash, thus altering the target responses. Therefore, an adversary would need to find all questions and their correct responses jointly, not independently. Although a

minimum of two successful verifications is proposed as sufficient for ownership attestation, the incorporation of a larger set of fingerprint questions within Q serves to enhance overall robustness. This redundancy provides a set of backup verification probes, mitigating the risk of verification failure should individual questions fail due to model modifications or adversarial interventions.

6.5 Resolution of Contested Ownership Claims

In scenarios where multiple parties claim ownership of a model, such as when an adversary presents a similar or different fingerprint to assert ownership, the true owner of the model is identified as the party that successfully demonstrates a valid fingerprint on a publicly available version of the model. For example, if party A publishes a model and another party P can show a valid fingerprint for that model, then P is recognized as the true owner. This is because constructing a valid fingerprint without fine-tuning the target model is infeasible due to the Chain & Hash technique.

It is possible for multiple parties to successfully demonstrate a fingerprint for the same model, indicating that the model has been fine-tuned multiple times. For instance, if party P publishes the initial model M , then party A_0 fine-tunes it, adds their own fingerprint, and publishes the modified model M_0 . Subsequently, party A_1 also fine-tunes it, adds their fingerprint, and publishes model M_1 . Both A_0 and P can claim ownership of M_1 . To determine the true owner, each party would need to publish their respective models. The verification process can then be repeated where one party proves their fingerprint on the target model to establish ownership. In this case, P can demonstrate their fingerprint on M_0 , thereby proving true ownership of the model.

7 EVALUATION

We now evaluate our Chain & Hash approach. We start by presenting our evaluation settings before evaluating the different properties of our attack.

7.1 Evaluation Settings

7.1.1 Models. Given the substantial computational requirements for the largest available large language models (LLMs), we have selected a range of current state-of-the-art models, varying in size up to 13 billion parameters. Specifically, our focus is on Phi-3-mini Instruct with a 4k context (3.8B parameters), Llama-3-8B, Llama-3-8B Instruct, and Llama-2 13B Instruct models. All experiments were conducted on a virtual machine equipped with 8 NVIDIA A100 GPUs.

7.1.2 Benchmarks for Transparency Assessment. To evaluate the **Transparency** property (Section 3.1), we employ four benchmark datasets: MMLU, HellaSwag, WinoGrande, and TruthfulQA. We assess the performance of the models both before and after the application of the fingerprint. The closer the post-fingerprint performance is to the original, the more transparent the fingerprint is considered. Given that different benchmarks exhibit varying performance ranges, we normalize the results to facilitate a clear visual comparison. Specifically, we establish the performance of the pre-trained models as the baseline, denoted as 1.0. Values that are close to or exceed this baseline indicate better preservation of the target model’s utility.

7.1.3 Datasets for Persistence Evaluation. To assess the **Persistent** property of the embedded fingerprints, we subject the fingerprinted models to further fine-tuning on two benchmark datasets: Alpaca Taori et al. [14] and ChatDoc Li et al. [10]. This fine-tuning process is performed for a duration of three epochs on each dataset to simulate realistic post-fingerprinting model adaptation scenarios and evaluate the fingerprint’s resilience to such modifications.

7.2 Evaluation Metrics

7.2.1 Fingerprint Verification Success. Following previous works [4, 16], we measure the success of the fingerprinting by querying each fingerprint question to the target model and examining the generated tokens. Specifically, a success is recorded if the generated tokens matches the expected response (as detailed in Section 5.1); otherwise, it is deemed a failure, even if the correct response appears later in the generated sequence. Due to the stochastic nature of large language models and typical sampling strategies, this process is repeated multiple times to estimate the success rate. In this work, instead of estimating the success rate, we directly calculate the probability of generating the specific response. Particularly, we determine the likelihood of each response being produced by computing the product of the probabilities of all tokens in the response sequence. This cumulative probability is considered the success probability. An ideal fingerprint should exhibit a perfect success probability (1.0).

7.2.2 Model Utility. We evaluate the utility of the fingerprinted models utilizing the benchmark tasks previously outlined in Section 7.1.2. Performance on these benchmarks serves as a direct measure of the **Transparent** property, quantifying any potential utility degradation induced by the fingerprinting process.

7.2.3 Efficiency: Required Trials. As previously discussed (Section 6.4), model ownership can be established with only two successfully answered fingerprint questions. To this end, we calculate the number of trials required to achieve a 99% success probability for at least two distinct fingerprint questions. Fewer required trials indicate a more effective fingerprint. This metric provides a direct assessment of the **Efficiency** property.

7.3 Base Models

We initiate our evaluation by focusing on the base variant of large language models (LLMs), namely using the Llama-3-Base (7B) model. To assess the robustness and generalizability of Chain & Hash, we independently fingerprint this model three times, creating three distinct fingerprinted instances to account for the stochastic nature of fine-tuning. We follow Section 6 and use various prompt formatting templates in place of meta-prompts during the fingerprinting process. Additionally, random padding is included, as outlined in Section 6.3, to enhance adversarial robustness. Each fingerprinting dataset entry is duplicated ten times to accelerate training and facilitate convergence. Fine-tuning is terminated when all embedded fingerprints achieve a verification success probability of at least 90.

Subsequently, the resulting fingerprinted models are benchmarked across the four specified datasets. Performance metrics are then comparatively analyzed against the original, non-fingerprinted base model to quantify any potential impact on utility.

To further assess adversarial robustness, we evaluate the fingerprinted base models against ten previously unseen meta-prompts. These prompts are designed to represent challenging adversarial conditions, including directives to respond in stylistically modified tones (e.g., pirate-like, snarky) or to impose semantic constraints on permissible response topics (e.g., refusing to engage unless the question pertains to weather).

7.3.1 Randomized Questions. We first evaluate the efficacy of randomly constructed fingerprinting questions. This is achieved by computing the average fingerprint verification success probability across the three independently fingerprinted Llama-3-Base (7B) model instances. For each adversarial meta-prompt within our test set, the verification success probability is determined for each of the three fingerprinted models. These individual model probabilities are then averaged to derive a representative average success probability for each meta-prompt condition. As each model instance is fingerprinted with a distinct, independently generated fingerprint, this averaging procedure provides a robust measure of performance across diverse fingerprint instantiations. Furthermore, to establish a baseline and confirm the specificity of our verification method, we also assess fingerprint verification performance on the pre-fingerprinted, original Llama-3-Base (7B) model. As expected, fingerprint verification attempts on the pre-fingerprinted model consistently yield near-zero success probabilities, confirming the absence of the embedded fingerprints prior to our methodology being applied.

Figure 2a presents the fingerprint verification results. In this figure, each bar represents the cumulative verification probability across all 10 fingerprint questions for a given meta-prompt condition. As shown, Chain & Hash achieves cumulative fingerprint strength probabilities exceeding 95%, with the lowest observed probability consistently remaining above 80%. We believe this difference in performance of the models is mainly due to the different meta-prompts sampled and used during fingerprinting.

Figure 2b presents a comparative evaluation of the utility of the fingerprinted models. While benchmark performance on HellaSwag and WinoGrande datasets exhibits a minor reduction, reaching up to approximately 4% in magnitude relative to the baseline, slight performance improvements are observed for the MMLU benchmark. Notably, performance on the TruthfulQA benchmark demonstrates a significant improvement subsequent to fingerprint embedding. We attribute these observed utility gains to the incorporation of diverse prompt formatting templates during the fingerprinting process. This exposure to varied templates during fingerprint embedding may inadvertently enhance the model’s generalization capabilities and robustness.

7.3.2 Natural Questions. Next, we evaluate the natural language questions within the same experimental settings presented in Section 7.3.1. The results, illustrated in Figure 2, demonstrate the effectiveness of natural language questions. As anticipated, the application of natural language questions leads to a lower fingerprint strength relative to random questions. This is due to the fact that random questions are more prone to overfitting by the model, essentially leading to easier/deeper memorization. Nevertheless, the model exhibits significant robust performance across the majority of meta-prompts. The utility of fingerprinted models mirrors the trend observed with random question fingerprinting; most benchmarks

display similar efficacy compared to non-fingerprinted models. A notable exception is observed in the TruthfulQA benchmark, where significant performance improvements are seen.

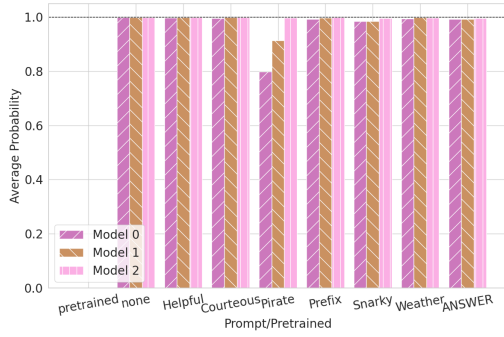
7.4 Instruction-Tuned/Chat Models

We now evaluate the instruction-tuned variants, namely Phi-3-mini, Llama-3-8B, and Llama-2-13B. We follow the same evaluation settings as in Section 7.3, with the only difference being the underlying model and using meta-prompts instead of different prompt formats when fingerprinting (as discussed in Section 6). We set the number of meta-prompts to be 60 which are randomly sampled for each model from a pool of 100 meta-prompts generated using GPT-4. These meta-prompts are independent from the ones used during evaluation. Additionally, to illustrate the impact of incorporating meta-prompts, we also measure fingerprint performance in scenarios where meta-prompts are omitted.

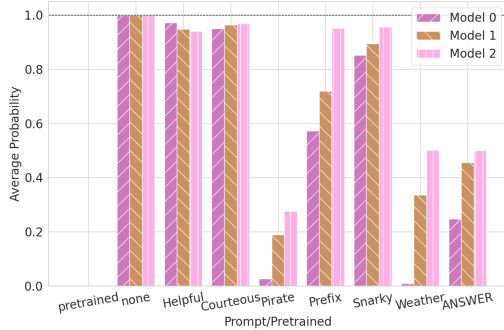
7.4.1 Randomized Questions. We first start with the random questions. Figure 3e and Figure 3a comparatively illustrate the fingerprint verification performance for the Phi-3-mini Instruct model under two distinct fingerprinting conditions: fingerprinting without meta-prompts and fingerprinting incorporating 60 meta-prompts, respectively. As anticipated, instruction-tuned models exhibit a higher sensitivity to the influence of meta-prompts in comparison to their base model counterparts. As shown, the fingerprint strength in Figure 3e is significantly weak for all test meta-prompts when meta-prompts are *not* incorporated during fingerprint embedding. However, including meta-prompts near-perfect probabilities approaching 1.0 for all fingerprints and models. Benchmarking the datasets with Chain & Hash also indicates negligible degradation in these settings, less than 0.5% for both scenarios, with and without using meta-prompts.

Comparable performance trends are observed for both the Llama-3-8B-Instruct and Llama-2-13B-Instruct models. For example, as detailed in Section A.1, integrating meta-prompts into the fingerprinting datasets proves essential for achieving robust fingerprint strength and maintaining resilience against variations in meta-prompts. Similarly, benchmark evaluations indicate that the performance reduction for TruthfulQA does not exceed 1.5%, while results for other benchmarks show minimal deviations (0.1-0.2%) compared to non-fingerprinted models. Moreover, Llama-2’s random fingerprints exhibit strong performance, as illustrated in Figure 8a, while demonstrating an insignificant performance drop (less than 0.5%) as shown in Figure 8b.

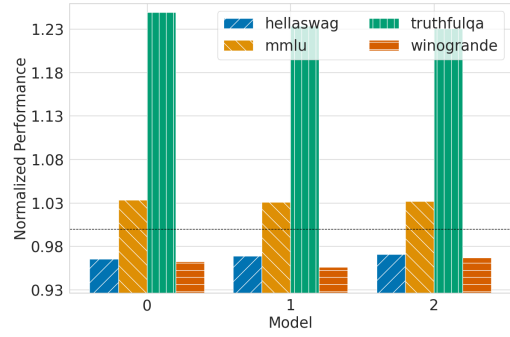
7.4.2 Natural Questions. Next, we evaluate the natural language questions fingerprints. As mentioned, these questions present a greater challenge for the model to learn, as shown in Figure 3. Similar trends are observed for Llama-3-Instruct (Figure 4) and Llama-2 (Figure 8c). However, akin to the Llama-3-Base model, the inclusion of meta-prompts in fingerprinting significantly enhances the performance of Chain & Hash. Moreover, the results indicate that the Llama-2 model outperforms the smaller models, suggesting that a larger model capacity, with more parameters, facilitates easier learning and overfitting to the fingerprints.



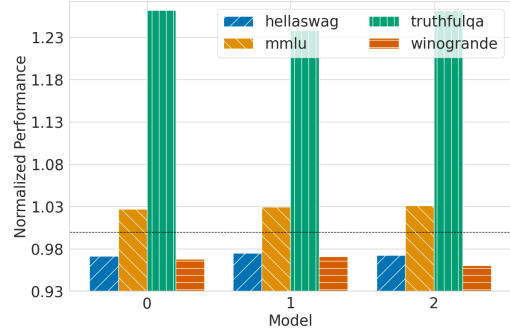
(a) Fingerprints Strength (Random Questions).



(c) Fingerprints Strength (natural questions).



(b) Benchmark Performance (Random Questions).



(d) Benchmark Performance (natural questions).

Figure 2: Performance of Chain & Hash on Llama-3-Base 8b with the random and natural questions.

Benchmark evaluations of these models show a slight performance decrease. For example, Phi-3 (Figure 3) maintains performance stability in most cases, with only one model showing a 1.2% drop on the TruthfulQA dataset. Similarly, Llama-3-Instruct is most affected in the TruthfulQA benchmark, with one model experiencing a maximum drop of 5%, while others exhibit a maximum decrease of 1% (Figure 4). Llama-2 demonstrates superior performance consistency, showing the smallest performance degradation (less than 1%) across all benchmarks (Figure 8).

7.5 LoRA Adapters

To further assess the generalizability and applicability of Chain & Hash, we extend our evaluation to the domain of parameter-efficient fine-tuning techniques, specifically focusing on Low-Rank Adaptation (LoRA). In this evaluation, we initially train LoRA adapters for Phi-3-mini-Instruct, Llama-3-8B-Instruct, and Llama-2-13B-Instruct models. The training dataset employed for LoRA adapter fine-tuning is the ChatDoc dataset, mirroring a realistic scenario where adapters are trained for domain-specific utility. Subsequently, we apply the Chain & Hash methodology, as detailed in Section 6, to embed fingerprints directly within these trained LoRA adapters.

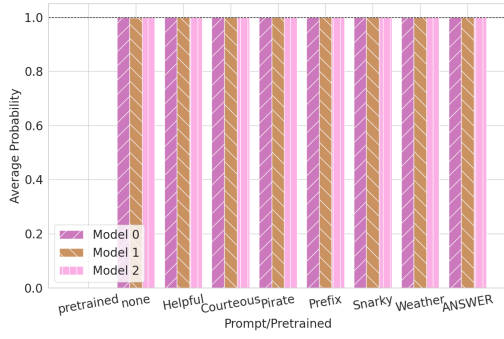
Our results reveal qualitatively similar performance trends for LoRA adapter fingerprinting as observed in full fine-tuning scenarios. Specifically, randomized questions consistently yield superior fingerprint verification performance compared to natural questions, although the delta between them is smaller for LoRA. Furthermore,

the necessity of incorporating meta-prompts during the fingerprinting process remains important. Fingerprint verification performance demonstrably degrades when meta-prompts are omitted from the LoRA adapter fingerprinting, mirroring the trends observed in fully fine-tuned models. We present the Llama-3-8B-Instruct and Phi-3-mini-Instruct LoRA fingerprinting results in Figure 5 and for space restrictions present the Llama-2-13B-Instruct ones in the appendix (Figure 10).

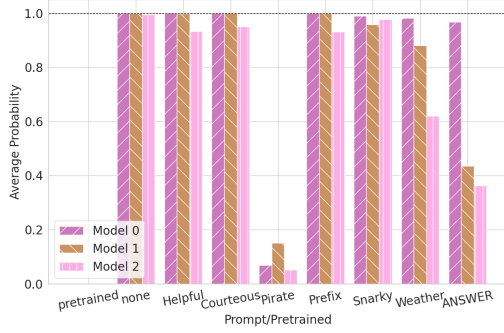
Interestingly, in the context of Low-Rank Adaptation (LoRA), larger models such as Llama-2 13B no longer demonstrate superior performance with respect to fingerprinting; instead, performance across all three models is comparable. This outcome is expected, as the LoRA adapters used for all models have similar sizes, leading to equivalent performance.

To evaluate utility in this context, we measure the loss on the evaluation set, comparing it with the performance of non-fingerprinted versions of the LoRA adapters. This approach is taken in instead of benchmarking since the utility is primarily related to the dataset used to train the LoRA adapter. The results indicate a minor degradation of less than 2% for all configurations, except for the Llama-3-Instruct model, which exhibits an average drop of approximately 14

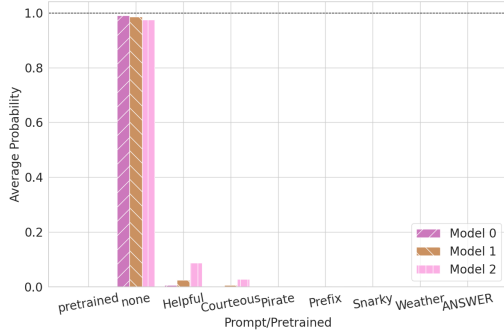
These findings illustrate the robustness of Chain & Hash in maintaining generalizability, not only for full fine-tuning but also for efficient fine-tuning techniques like LoRA adapters.



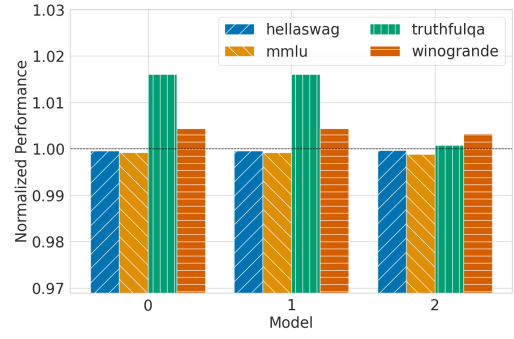
(a) Fingerprints Strength (Random Questions).



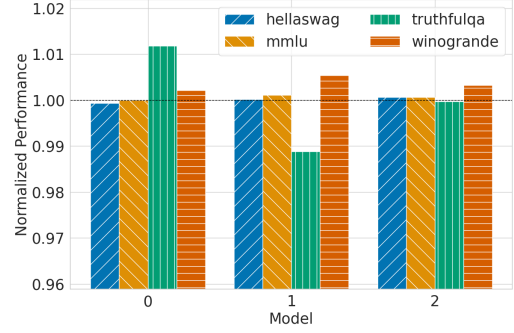
(c) Fingerprints Strength (natural questions).



(e) Fingerprints strength with no meta-prompts (Random Questions). (f) Benchmark Performance with no meta-prompts (Random Questions).



(b) Benchmark Performance (Random Questions).



(d) Benchmark Performance (natural questions).

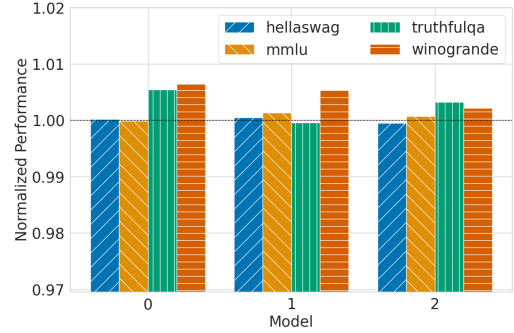


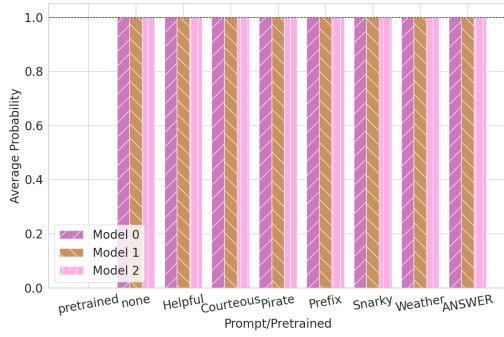
Figure 3: Performance of Chain & Hash on the instruct version of Phi-3 with random and natural questions, and no meta-prompts.

Table 1: The robustness of Chain & Hash when finetuning Llama-3-Base and instruct versions.

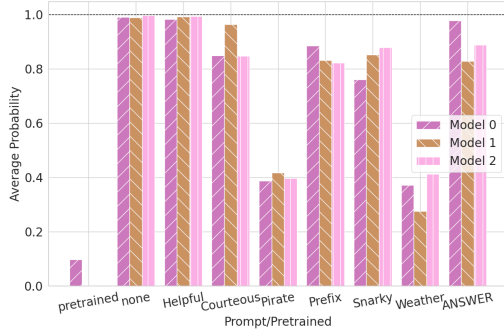
Setting	None	Helpful	Courteous	Pirate	Prefix	Snarky	Weather	ANSWER
Base: Alpaca (Natural)	1	7	12	87	48	6	17	161
Base: Alpaca+ChatDoc (Natural)	3	12	16	35	15	3	13	24
Instruct: ChatDoc (Random)	25	6	8	1	3	2	2	2
Instruct: ChatDoc (Natural)	39	18	22	117	13	31	102	16
Base: Alpaca (Random)	1	1	1	2	2	3	2	2
Base: Alpaca+ChatDoc (Random)	11	40	67	177	34	160	304	145

7.6 Efficiency of Chain & Hash

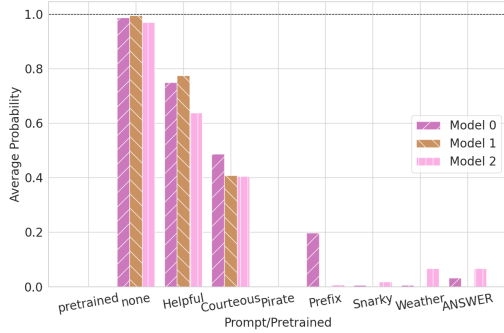
As mentioned in Section 3.1, fingerprints must be implemented efficiently. Our results for Chain & Hash indicate that all models



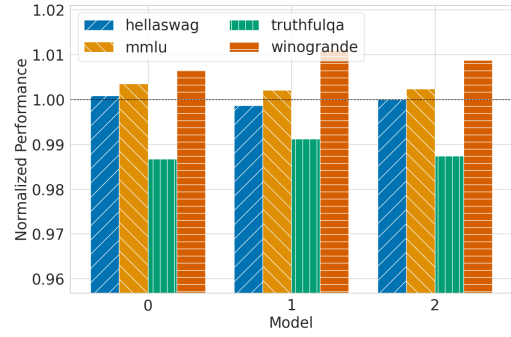
(a) Fingerprints Strength (Random Questions).



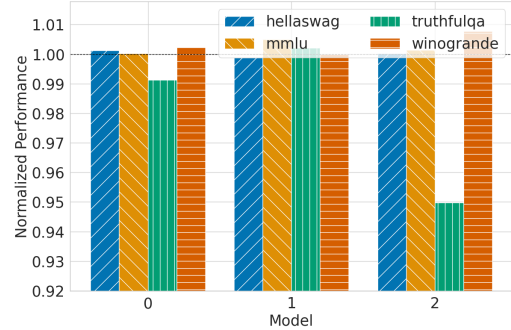
(c) Fingerprints Strength (natural questions).



(e) Fingerprints strength with no meta-prompts (Random Questions)



(b) Benchmark Performance (Random Questions).



(d) Benchmark Performance (natural questions).

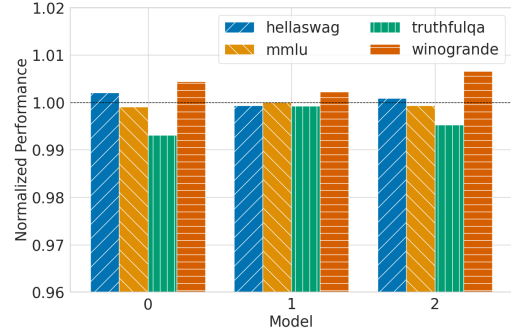


Figure 4: Performance of Chain & Hash of Llama-3-Instruct with random and natural questions, and no meta-prompts.

required between one and ten epochs on the fingerprinting dataset to achieve convergence. As anticipated, random questions consistently took fewer epochs to converge compared to the natural language questions.

7.7 Robustness and Persistence

We now present a comprehensive evaluation of the robustness and persistence of the Chain & Hash methodology. This evaluation includes testing against diverse adversarial meta-prompts and simulated post-fingerprinting fine-tuning scenarios, designed to assess the fingerprint’s resilience under model modification (the *Persistent* property).

7.7.1 Post-Fingerprinting Fine-tuning. Given the significant computational cost associated with fine-tuning, we focus on the Llama-3 model, considering both the base and instruction-tuned variants. For the base version, we proceed with fine-tuning using Alpaca, followed by a subsequent fine-tuning phase with ChatDoc. In contrast, for the instruction-tuned version, we limit fine-tuning to the ChatDoc dataset, as it is already optimized for instruction-based tasks.

In the case of the Llama-3-Instruct model, we adopt a strict black-box approach. During fine-tuning, the model employs the Llama-3-Instruct format, leveraging its pre-existing instruction-tuning. For the Llama-3-Base model, which lacks instruction-tuning, we apply Alpaca’s format during the fine-tuning phases with both Alpaca and

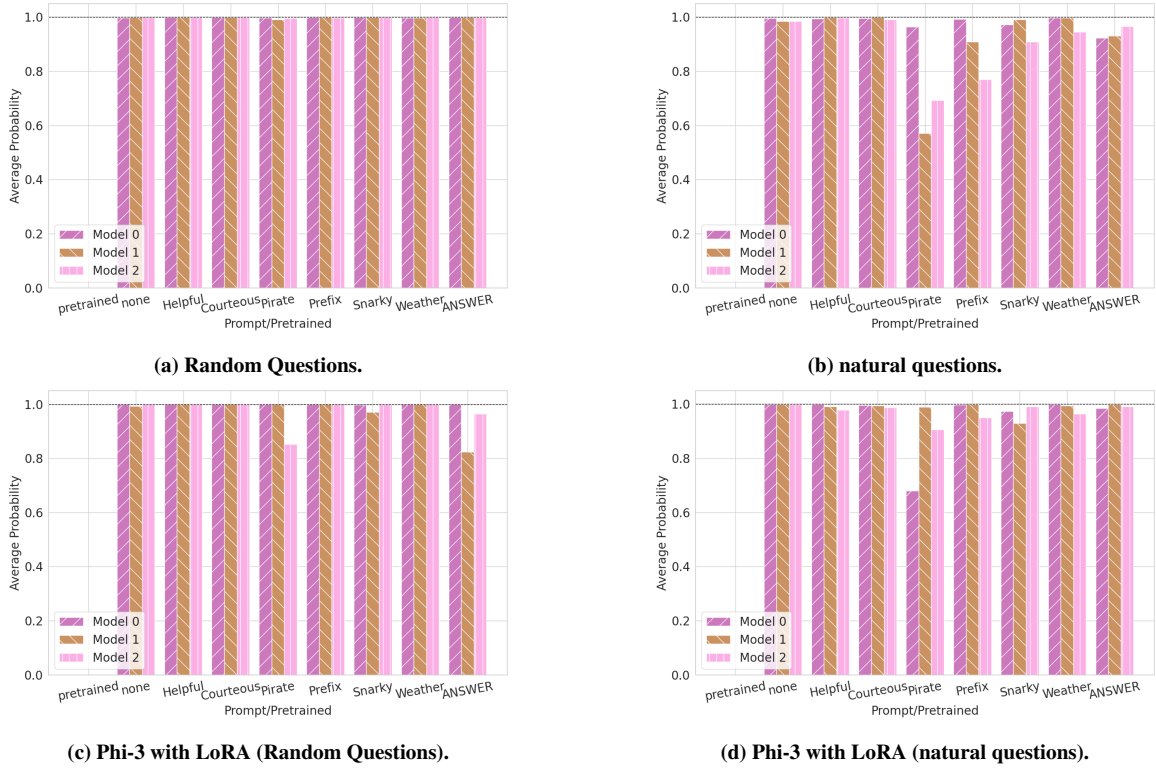


Figure 5: Performance of Chain & Hash on Llama-3-Instruct and Phi-3 with LoRA adapters.

ChatDoc datasets. Analyzing the fingerprint robustness of the fine-tuned Llama-3-Base models under a black-box framework reveals a decline in strength, particularly when using meta-prompts. We believe this degradation is due to modifications in the prompt format post-fine-tuning, given that Alpaca enforces a format distinct from the original Llama-3-Base. Therefore, we relax the assumption to a gray-box scenario, wherein it is assumed that the model owner can configure the prompt formatting during inference without specific knowledge of the fine-tuning prompt format.

We measure the number of queries or generations necessary to achieve a 99% success probability for at least two queries. This metric is not reported for non-fine-tuned versions of the model, as it consistently approximates one; each question must be queried roughly once to attain a 99% probability for two correct responses. Fingerprints requiring more than 1,000 trials are considered absolute, indicating the model is no longer fingerprinted. A trial is defined as attempting each question in the fingerprint once.

Table 1 show the performance of both Llama-3 versions fine-tuned with Alpaca, ChatDoc, and both datasets using random and natural language questions. The results highlight that random questions offer greater robustness against fine-tuning. For instance, a model owner would need a maximum of 25 trials to verify ownership of an ChatDoc-fine-tuned Llama-3-Instruct model. When using natural questions, this number increases to 117 (with the pirate meta-prompt). Interestingly, random fingerprints perform better with meta-prompts than without, unlike natural questions. This behavior

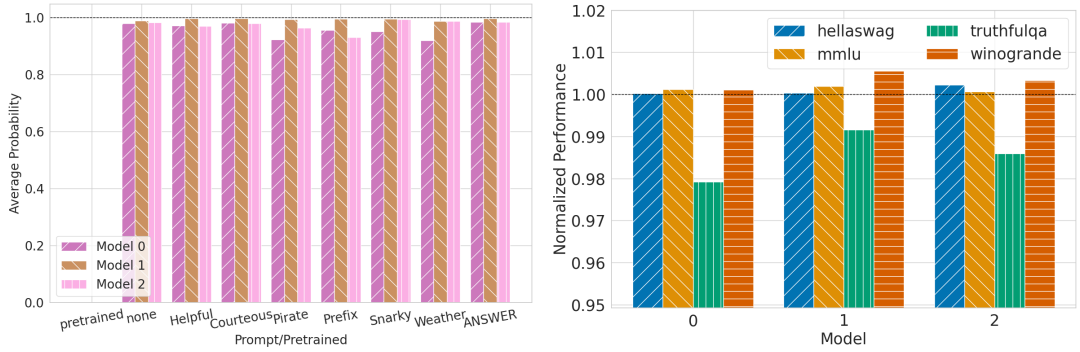
likely arises because random tokens overfit to the context and thus benefit from additional context.

For the Llama-3-Base model, using normal questions is sufficient to achieve robustness. This efficiency highlights the effectiveness of Chain & Hash with gray-box access. For example, it requires only one and three trials without using any meta-prompts and fingerprinting the model with Alpaca and Alpaca and ChatDoc, respectively. Similarly, the required number of trials has a maximum of 161 for Alpaca and 35 for the ChatDoc. It is interesting to note that fine-tuning with ChatDoc on top of Alpaca does not weaken the fingerprint’s strength in most cases; in fact, it sometimes enhances it.

7.7.2 Robustness Against Model Quantization. Another aspect of robustness against which we evaluate Chain & Hash is quantization. Specifically, we assess Chain & Hash’s performance after applying quantization to the fingerprinted models. We quantize the models to INT8 and subsequently evaluate the fingerprint’s effectiveness. The results indicate negligible performance degradation in the fingerprint’s strength, with most models experiencing less than a 0.5% drop, and the maximum observed difference being under 2.5%. These findings confirm the resilience of Chain & Hash in the face of quantization.

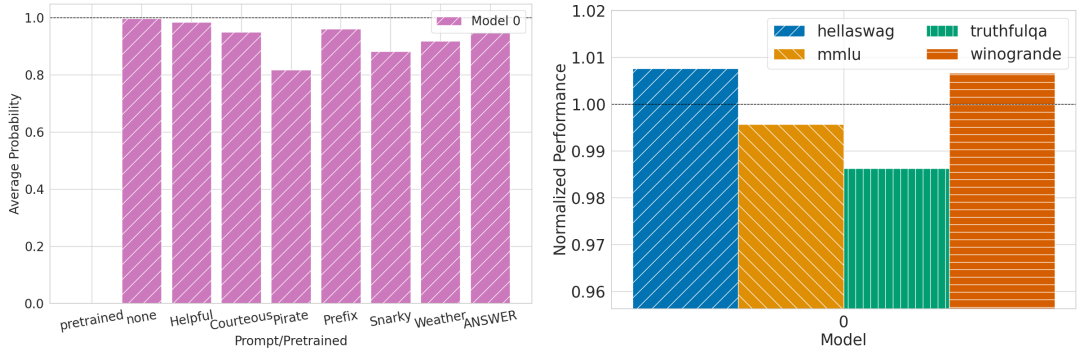
7.8 Hyperparameter Sensitivity Analysis

We evaluate some of the hyperparameters for Chain & Hash, namely the number of meta-prompts including when fingerprinting and



(a) Fingerprint Performance with six meta-prompts (Random Questions). (b) Benchmark Performance with six meta-prompts (Random Questions).

Figure 6: Chain & Hash with only six meta-prompts on Llama-3-Instruct version.



(a) Fingerprint Performance with 100 fingerprints (Natural Language Question). (b) Benchmark Performance with 100 fingerprints (Natural Language Question).

Figure 7: Chain & Hash with 100 fingerprints on Llama-3-Instruct version.

number of questions. For all our hyperparameter experiments we fix Llama-3-Instruct as the target model.

Number of Meta-Prompts. The first hyperparameter is the number of meta-prompts included during fingerprinting. For random questions, we were able to reduce the number of meta-prompts to only six, and it still produced similar performance, as shown in Figure 6. However, reducing the meta-prompts for natural questions can make the fingerprint less robust against changes in meta-prompts. We believe this is because the fact that the model can easily overfit to the random tokens in random questions, learning to ignore the rest of the text regardless of the used meta-prompt, which is not possible or harder with natural questions.

Number of Questions. The second hyperparameter we explore is the number of questions in the fingerprint. We evaluate Chain & Hash with ten times more questions, i.e., 100 fingerprint. As Figure 7 indicates, having 100 natural questions fingerprint still results in the same performance while nearly maintaining benchmark performance. Moreover, using more questions makes the fingerprints more robust against meta-prompts, as the model is exposed to more data. It also takes fewer epochs to converge; however, each epoch is more costly

due to the increased size of the dataset. Similar trend was observed when using random questions.

7.9 Collusion Attacks with Multiple Fingerprinted Models

In this work, we introduce a novel threat model where an adversary has access to multiple fingerprinted models. Under this framework, the adversary can submit identical queries to both models and examine any variations in their outputs. While both models are expected to perform consistently on standard inputs, they should produce unique fingerprinted responses when faced with designated fingerprinting queries.

Since utilizing the same fingerprint across multiple models is infeasible—because a leaked model would not identify the specific version of the original model (assuming the target model is distributed among different entities and the objective is to ascertain which entity’s model was leaked)—we introduce intersecting sets of fingerprints. For instance, chains consisting of merely two questions are already cryptographically challenging to imitate. The model

owner can embed multiple two-question chains within the models and fingerprint various models using intersecting chains. This ensures that even if the adversary has access to multiple models, they cannot comprehensively eliminate all chains, as the intersected chains will yield consistent responses and remain undetectable. This method demonstrates robustness against adversaries with access to multiple fingerprinted models within certain limits. Analogous to the secure multi-party computation’s resistance to colluding users, a colluding user in our context is a fingerprinted model. The intersection of the chains is designed based on the required resistance level c .

7.10 Comparison to State-of-the-art

Xu [16] proposed the first and current state-of-the-art fingerprints for LLMs. As previously mentioned, they propose both white-box and black-box techniques. We mainly focus on the black-box technique for a fair comparison. To this end, we use their code to generate 10 fingerprints, where the output phrase remains constant, but the input questions change according to their design.

We then fingerprint Llama-3-Instruct using these fingerprints and evaluate it under the same evaluation settings as our models, performing the adversarial evaluation by altering meta-prompts. As expected, their fingerprint achieves strong performance when not including any meta-prompts and with the default meta-prompt “You are a helpful AI assistant” (Helpful). However, the fingerprint strength drops to < 0.04 for the Courteous meta-prompt and more significantly for others, $< 10^{-4}$.

This demonstrates two key points for our work. First, fingerprints need to be evaluated in a black-box model to avoid blind spots, such as the diminishing fingerprint strength due to meta-prompts. Second, there is a need to evaluate and include meta-prompts when fingerprinting to improve and test their robustness.

8 DISCUSSION AND LIMITATIONS

8.1 Response Selection

It is essential to distinguish between random questions, which enhance fingerprint robustness by training the model to respond to specific sequences while disregarding additional texts such as meta-prompts, and random responses, which may not offer the same benefits since they are generated by the model rather than being part of the input. Random responses also tend to simplify post-processing attacks, such as output filtering mechanisms that only permit recognizable English characters or words, and can lead the model to habitually generate particular token sequences. For instance, when we generated 10,000 outputs from the fingerprinted model presented in [16], the fingerprint response appeared three times. Generating merely 1,000 outputs with a prefix of “#” resulted in even more frequent occurrences of the fingerprint response. Consequently, an adversary could generate 10,000 samples, identify any text that appears rare or random, and filter out such outputs from the model.

8.2 Optimizing Meta-Prompts

As demonstrated in the different results, changing the meta-prompts included in the construction of the fingerprinting dataset can further enhance the performance of Chain & Hash. For all results shown in this paper, we randomly sample the meta-prompts. Therefore, we do

not cherry-pick any results or meta-prompts to boost the fingerprint’s performance. When using the Chain & Hash, we recommend optimizing the meta-prompts dataset to further improve the fingerprint’s robustness.

The same applies to question and response generation. We randomly generate these; however, they can be further optimized to improve performance. For instance, questions spanning different topics can be used as fingerprints with responses that are more related to the questions yet still improbable. This makes it easier for the model to memorize.

8.3 Limitations

Regarding the limitations of Chain & Hash, first, there is an inherent limitation for any black-box fingerprints, which is that it is impossible to create a perfectly secure fingerprint without linking it to a target utility. Since an adversary could simply take a model and make it output a constant response, thereby circumventing any black-box fingerprint.

Second, sometimes the response leaks when using some of the meta-prompts on non-fingerprinted questions. However, due to the use of typical phrases as responses, we believe such leaks are acceptable as removing these responses can degrade the model’s utility. Furthermore, the majority of the fingerprint responses do not leak; the leaks are approximately less than 0-10% of the fingerprints. This means that even if filtered, the majority of the other fingerprints remain intact.

9 CONCLUSION

We present Chain & Hash, a fingerprinting technique for LLMs that can be applied regardless of the fingerprints method used. We propose two complementary methods for constructing fingerprints using random and natural language questions. Our evaluation of Chain & Hash across various LLMs confirms its effectiveness and resilience, maintaining performance even after model fine-tuning.

REFERENCES

- [1] Kangjie Chen, Yuxian Meng, Xiaofei Sun, Shangwei Guo, Tianwei Zhang, Jiwei Li, and Chun Fan. 2022. BadPre: Task-agnostic Backdoor Attacks to Pre-trained NLP Foundation Models. In *International Conference on Learning Representations (ICLR)*.
- [2] Xiaoyi Chen, Ahmed Salem, Michael Backes, Shiqing Ma, Qingni Shen, Zhonghai Wu, and Yang Zhang. 2021. BadNL: Backdoor Attacks Against NLP Models with Semantic-preserving Improvements. In *Annual Computer Security Applications Conference (ACSAC)*. ACSAC, 554–569.
- [3] Pierre Fernandez, Guillaume Couairon, Teddy Furon, and Matthijs Douze. 2024. Functional Invariants to Watermark Large Transformers. arXiv:2310.11446 [cs.CR]
- [4] Chenxi Gu, Chengsong Huang, Xiaoqing Zheng, Kai-Wei Chang, and Cho-Jui Hsieh. 2023. Watermarking Pre-trained Language Models with Backdooring. arXiv:2210.07543 [cs.CL]
- [5] Dan Hendrycks, Collin Burns, Steven Basart, Andrew Critch, Jerry Li, Dawn Song, and Jacob Steinhardt. 2021. Aligning AI With Shared Human Values. *Proceedings of the International Conference on Learning Representations (ICLR)* (2021).
- [6] Dan Hendrycks, Collin Burns, Steven Basart, Andy Zou, Mantas Mazeika, Dawn Song, and Jacob Steinhardt. 2021. Measuring Massive Multitask Language Understanding. *Proceedings of the International Conference on Learning Representations (ICLR)* (2021).
- [7] Evan Hubinger, Carson Denison, Jesse Mu, Mike Lambert, Meg Tong, Monte MacDiarmid, Tamera Lanham, Daniel M. Ziegler, Tim Maxwell, Newton Cheng, Adam Jermy, Amanda Askell, Ansh Radhakrishnan, Cem Anil, David Duvenaud, Deep Ganguli, Fazl Barez, Jack Clark, Kamal Ndousse, Kshitij Sachan, Michael Sellitto, Mrinank Sharma, Nova DasSarma, Roger Grosse, Shauna Kravec, Yuntao Bai, Zachary Witten, Marina Fawaro, Jan Brauner, Holden Karnofsky, Paul

- Christiano, Samuel R. Bowman, Logan Graham, Jared Kaplan, Sören Minder-
mann, Ryan Greenblatt, Buck Shlegeris, Nicholas Schiefer, and Ethan Perez. 2024.
Sleeper Agents: Training Deceptive LLMs that Persist Through Safety Training.
arXiv:2401.05566 [cs.CR]
- [8] Nikhil Kandpal, Matthew Jagielski, Florian Tramèr, and Nicholas Carlini. 2023.
Backdoor Attacks for In-Context Learning with Language Models. (2023).
arXiv:2307.14692 [cs.CR]
 - [9] Peixuan Li, Pengzhou Cheng, Fangqi Li, Wei Du, Haodong Zhao, and Gongshen
Liu. 2023. PLMmark: A Secure and Robust Black-Box Watermarking Framework
for Pre-trained Language Models. *Proceedings of the AAAI Conference on
Artificial Intelligence* 37, 12 (Jun. 2023), 14991–14999. doi:10.1609/aaai.v37i12.
26750
 - [10] Yunxiang Li, Zihan Li, Kai Zhang, Ruilong Dan, Steve Jiang, and You
Zhang. 2023. ChatDoctor: A Medical Chat Model Fine-Tuned on a Large
Language Model Meta-AI (LLaMA) Using Medical Domain Knowledge.
arXiv:2303.14070 [cs.CL]
 - [11] Stephanie Lin, Jacob Hilton, and Owain Evans. 2022. TruthfulQA: Measuring
How Models Mimic Human Falsehoods. arXiv:2109.07958 [cs.CL]
 - [12] Xudong Pan, Mi Zhang, Beina Sheng, Jiaming Zhu, and Min Yang. 2022. Hidden
Trigger Backdoor Attack on NLP Models via Linguistic Style Manipulation. In
USENIX Security Symposium (USENIX Security). USENIX, 3611–3628.
 - [13] Keisuke Sakaguchi, Ronan Le Bras, Chandra Bhagavatula, and Yejin Choi.
2019. WinoGrande: An Adversarial Winograd Schema Challenge at Scale.
arXiv:1907.10641 [cs.CL]
 - [14] Rohan Taori, Ishaan Gulrajani, Tianyi Zhang, Yann Dubois, Xuechen Li, Carlos
Guestrin, Percy Liang, and Tatsunori B. Hashimoto. 2023. Stanford Alpaca:
An Instruction-following LLaMA model. [https://github.com/tatsu-lab/stanford_](https://github.com/tatsu-lab/stanford_alpaca)
`alpaca`.
 - [15] Rui Wen, Tianhao Wang, Michael Backes, Yang Zhang, and Ahmed Salem.
2023. Last One Standing: A Comparative Analysis of Security and Pri-
vacy of Soft Prompt Tuning, LoRA, and In-Context Learning. (2023).
arXiv:2310.11397 [cs.CR]
 - [16] Jiashu Xu, Fei Wang, Mingyu Derek Ma, Pang Wei Koh, Chaowei Xiao, and
Muhao Chen. 2024. Instructional Fingerprinting of Large Language Models.
arXiv:2401.12255 [cs.CR]
 - [17] Rowan Zellers, Ari Holtzman, Yonatan Bisk, Ali Farhadi, and Yejin Choi. 2019.
HellaSwag: Can a Machine Really Finish Your Sentence?. In *Proceedings of the
57th Annual Meeting of the Association for Computational Linguistics*.
 - [18] Boyi Zeng, Chenghu Zhou, Xinbing Wang, and Zhouhan Lin. 2024. Human-
Readable Fingerprint for Large Language Models. arXiv:2312.04828 [cs.CL]

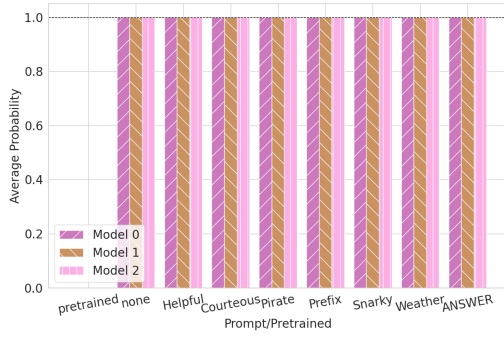
A APPENDIX

A.1 No Meta-Prompts Plots

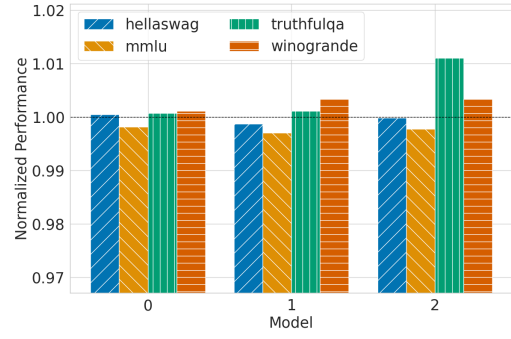
We present the performance of Chain & Hash when no meta-prompts are included during fingerprinting on Phi-3 Figure 9, demonstrating the need to include such meta-prompts to increase the fingerprint’s robustness.

A.2 LoRA Plots

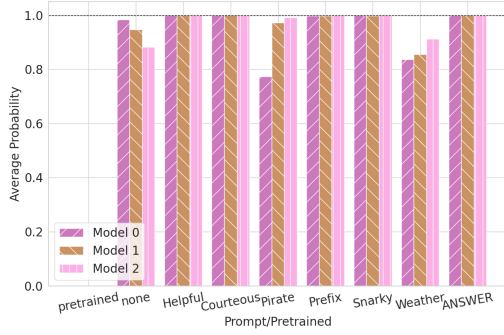
We demonstrate the performance of Chain & Hash when fingerprinting LoRA adapters on Llama-13b in modelsFigure 10.



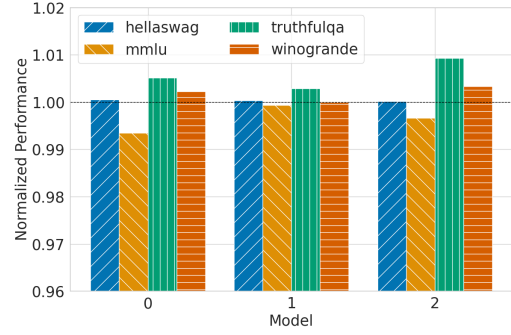
(a) Fingerprints Strength (Random Questions)



(b) Benchmark Performance (Random Questions)

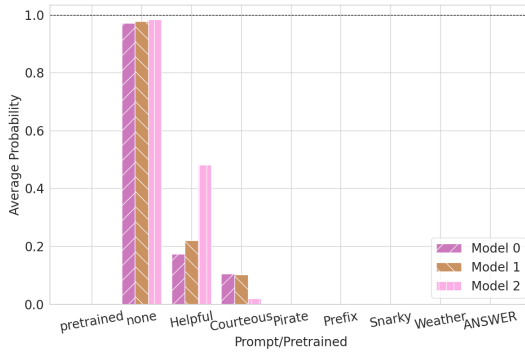


(c) Fingerprints Strength (natural questions)

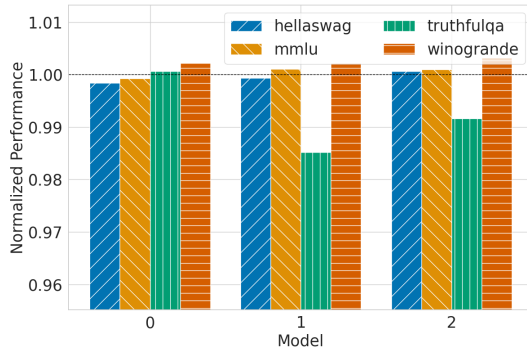


(d) Benchmark Performance (natural questions)

Figure 8: Performance of Chain & Hash, with 60 meta-prompts used during fingerprinting, on the instruct version of Llama-2 13b with random and natural questions.

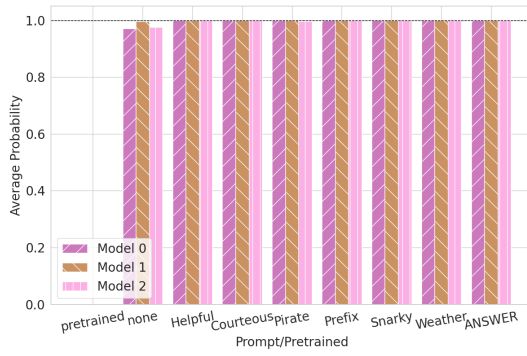


(a) Fingerprints performance with no meta-prompts

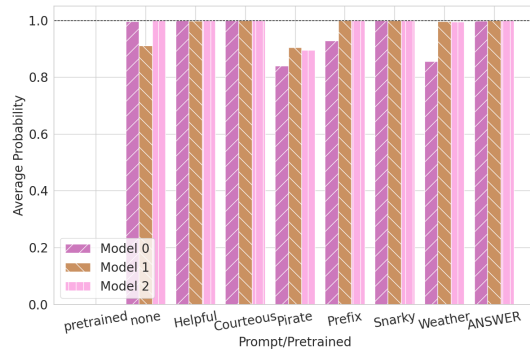


(b) Benchmark Performance with no meta-prompts

Figure 9: Performance of Chain & Hash on the instruct version of Phi-3 with natural questions.



(a) Llama-2 13b with LoRA (Random Questions).



(b) Llama-2 13b with LoRA (natural questions).

Figure 10: Performance of Chain & Hash on LoRA adapters.