

Concentration-Based Inference for Evaluating Horizontal Mergers*

Paul S. Koh[†]

April 5, 2025

Abstract

Antitrust authorities routinely rely on concentration measures to evaluate the potential negative impacts of mergers on consumer welfare. Using a first-order approximation argument with logit and CES demand, I characterize a simple formula that shows the welfare effect of a merger on consumer surplus is proportional to the change in the Herfindahl-Hirschman Index (HHI), where the proportionality coefficient depends on the price responsiveness parameter, market size, and the distribution of market shares within and across the merging firms. My results imply that merger harm is correlated with the merger-induced change in HHI but not the level of pre-merger HHI. I provide numerical evidence on the accuracy of my formula.

Keywords: Merger, Herfindahl-Hirschman index, consumer surplus, upward pricing pressure

JEL Codes: D43, L13, L41, L44

*I thank Dan Greenfield, Devesh Raval, Ted Rosenbaum, David Schmidt, Charles Taragin, and Shawn Ulrick for their helpful comments. The views expressed in this paper are those of the author. They do not necessarily represent those of the Federal Trade Commission or any of its Commissioners. All errors are mine. I welcome any comments.

[†]Federal Trade Commission, Washington, DC. Email: pkoh@ftc.gov.

1 Introduction

Concentration measures have played a critical role during merger enforcement at the screening stage and in court proceedings. In the United States, *Merger Guidelines*, jointly drafted by the Department of Justice and the Federal Trade Commission, state how the agency uses the pre-merger level of Herfindahl-Hirschman index (HHI) and merger-induced changes in HHI to presume anticompetitive mergers.

Previous works in the merger analysis literature have recognized the positive correlation between the changes in HHI and unilateral effects in both homogeneous and differentiated products settings (Kim and Singal, 1993; Froeb and Werden, 1998; Prager and Hannan, 1998; Shapiro, 2010; Ashenfelter, Hosken and Weinberg, 2015; Miller, Remer, Ryan and Sheu, 2017b; Miller and Sheu, 2021; Spiegel, 2021; Bhattacharya, Illanes and Stillerman, 2023).¹ More recently, Nocke and Whinston (2022) has shown that compensating synergies that offset market power effects of mergers can be expressed in terms of ΔHHI in both the Cournot and Bertrand cases. Nocke and Schutz (2023) shows how ΔHHI relates to merger welfare effects in differentiated products settings.

This paper contributes to the broad literature on concentration measures and market power by providing a novel characterization of how HHI measures relate to merger welfare effects in multi-product oligopoly settings with logit and CES demand. Using the first-order approach arguments à la Jaffe and Weyl (2013), I show

$$\Delta CS \approx -\rho \Delta HHI, \tag{1}$$

where ΔCS is the change in consumer surplus, ΔHHI is the change in HHI computed with pre-merger market shares (in quantity if the demand is logit and in revenue if CES), and ρ is the proportionality coefficient whose value depends on the market size, price responsiveness parameter, and the distribution of market shares within and across the merging firms.² Equation (1) provides a simple but novel angle for understanding how mergers with the same value of ΔHHI may differ in their impact on consumer welfare based on prior knowledge of industry statistics (i.e., market size, price elasticity, and the distribution of firm sizes).

¹Shapiro (2010) shows that, with logit demand, the sum of the approximate diversion ratios is $s_j + s_k + 2s_j s_k$ or $s_j + s_k + \Delta HHI$. My derivation is different from his. I also focus on merger welfare effects.

²The first-order approach to merger analysis has gained significant popularity due to its tractability; see, e.g., Farrell and Shapiro (2010), Valletti and Zenger (2021), and Koh (2024).

My formula (1) can be used as a simple tool for connecting ΔHHI to predicted merger harm to consumers in the merger screening stage. I leverage Miller et al. (2017b)’s finding that when merger pass-through rates are difficult to estimate, it is reasonable to replace the unknown merger pass-through matrix with the identity matrix. Applying this assumption produces a simple expression for the proportionality coefficient that is a product of market size, price responsiveness parameter, a term that depends on firm-level market shares of the merging firms, and a term that depends on product-level market shares within each firm.³ Thus, given product-level sales data from the merging firms, the analyst can use my results to generate preliminary estimates of merger welfare effects with guesses of the price responsiveness parameter and market size.

The closest work to this paper is Nocke and Schutz (2023), which also shows (1) holds using second-order Taylor expansions around small shares and monopolistic competition conduct. However, their version of ρ depends only on the market size and price responsiveness parameter. My first-order approach-based derivation, which relies on a different Taylor approximation employed by the first-order approach literature, shows how ρ also depends on the *distribution* of merging firms’ shares.⁴ Monte Carlo simulation shows that my approach can improve the prediction power relative to Nocke and Schutz (2023)’s approach. My results also confirm Nocke and Whinston (2022) and Nocke and Schutz (2023)’s findings that the unilateral effects of horizontal mergers are closely related to the change in HHI but irrelevant to the level of HHI.

The rest of the paper is organized as follows. Section 2 describes the model and reviews the first-order approach to merger analysis. Section 3 presents the main proposition that characterizes ρ in (1) as a simple function of market size, price responsiveness parameter, and the distribution of shares within and across firms. Section 4 provides comparative statics for the proportionality coefficient ρ . Section 5 compares my results to those of Nocke and Schutz (2023). Section 6 concludes. All proofs are in Appendix A.

³Given a parametric demand function (logit or CES) and the use of the first-order approach, it is not surprising that the welfare effect of a merger can be expressed as a function of market size, price responsiveness parameter, and the merging firms’ shares. However, the merger pass-through matrix is generally a complex function. My contribution is to find a simple characterization that elucidates how the distribution of shares within and across firms affects the merger welfare effect.

⁴For clarity, Jaffe and Weyl (2013)’s first-order Taylor approximation argument relies on a small upward pricing pressure assumption but not a small market share assumption.

2 Model

2.1 Setup

I consider a Bertrand-Nash pricing game of multiproduct firms with differentiated products. Each firm f 's profit function is given by

$$\Pi_f(p) = \sum_{l \in \mathcal{J}_f} (p_l - c_l) q_l(p), \quad (2)$$

where p_l , c_l , and $q_l(p)$ represent product l 's price, (constant) marginal cost, and quantity demanded given price vector p , respectively; \mathcal{J}_f is the set of products produced by firm f .

Following [Nocke and Schutz \(2018\)](#), I consider multinomial logit (MNL)/constant elasticity of substitution (CES) demand functions, under which the demand for product j is given by

$$q_j(p) = \begin{cases} \frac{\exp(v_j - \alpha p_j)}{1 + \sum_{l \in \mathcal{J}} \exp(v_l - \alpha p_l)} N & (\text{MNL}) \\ \frac{v_j p_j^{-\sigma}}{1 + \sum_{l \in \mathcal{J}} v_l p_l^{1-\sigma}} Y & (\text{CES}) \end{cases}, \quad (3)$$

where N and α (resp. Y and σ) are the market size and price responsiveness parameters in the MNL (resp. CES) model, respectively. In typical settings, N and Y represent the population size and the total budget of the representative consumer. In each model, v_j is the term that captures product j 's quality. Note that the denominators in (3) also reflect the value of the outside option being normalized to one. I review [Nocke and Schutz \(2018\)](#)'s aggregative games framework in Appendix C for readers less familiar with the framework.

2.2 First-Order Approximation of Merger Welfare Effects

I approximate the impact of mergers on consumer surplus using the first-order approach à la [Jaffe and Weyl \(2013\)](#). The first-order approach calculates merger harm to consumers in two steps. First, the analyst translates upward pricing pressures into predicted merger price effects via a pass-through matrix. Second, the merger price effects are translated to the predicted change in consumer surplus by multiplying the merger price effects by the quantity sold in the pre-merger equilibrium. The idea is formalized as follows.

Suppose firms A and B merge. The upward pricing pressure (UPP) of product $j \in \mathcal{J}_A$ is defined as

$$UPP_j \equiv \sum_{l \in \mathcal{J}_B} (p_l - c_l) D_{j \rightarrow l}, \quad (4)$$

where $D_{j \rightarrow l} \equiv -(\partial q_l / \partial p_j) / (\partial q_j / \partial p_j)$ is the quantity diversion ratio from product j to l ; the upward pricing pressure for $j \in \mathcal{J}_B$ is defined symmetrically.

Jaffe and Weyl (2013) shows that the first-order approximation to the true merger price effects is

$$\Delta p \approx M \cdot UPP, \quad (5)$$

where $M = (M_{jl})_{j,l \in \mathcal{J}_A \cup \mathcal{J}_B}$ is a $|\mathcal{J}_A \cup \mathcal{J}_B| \times |\mathcal{J}_A \cup \mathcal{J}_B|$ -dimensional *merger pass-through matrix*, and UPP is the $|\mathcal{J}_A \cup \mathcal{J}_B| \times 1$ vector upward pricing pressures.

Once the analyst obtains UPP-based estimates of merger price effects, the analyst can calculate the first-order approximation to the total impact on consumer surplus as the sum of product-specific impact on consumer surplus

$$\Delta CS \approx \sum_{j \in \mathcal{J}_A \cup \mathcal{J}_B} \Delta CS_j, \quad (6)$$

where $\Delta CS_j \approx -\Delta p_j \times q_j$ for all $j \in \mathcal{J}_A \cup \mathcal{J}_B$.⁵

3 Consumer Surplus and HHI

3.1 Review of HHI

The quantity-based and revenue-based HHIs are⁶

$$HHI \equiv \sum_{f \in \mathcal{F}} s_f^2, \quad (7)$$

$$HHI^R \equiv \sum_{f \in \mathcal{F}} (s_f^R)^2. \quad (8)$$

Here, I use s_j as the quantity-based share of product j and $s_f = \sum_{j \in \mathcal{J}_f} s_j$ as the quantity share of firm f . Similarly, I use s_j^R and s_f^R as the revenue-based analogs. Under logit, $s_j = q_j / N$. Under

⁵The first-order approach measures the welfare effects by summing product-specific welfare effects ΔCS_j that assumes a ceteris paribus change in p_j .

⁶Note that I keep the range of (7) and (8) in $[0, 1]$; I do not multiply them by 100^2 .

CES, $s_j^R = p_j q_j / Y$.⁷

If firms A and B merge, the change in HHI is

$$\Delta HHI_{AB} \equiv 2s_A s_B \quad (9)$$

$$\Delta HHI_{AB}^R \equiv 2s_A^R s_B^R. \quad (10)$$

Note that (9) and (10) are evaluated at the pre-merger level; they do not capture the post-merger shifts in market shares. However, as shown below, such calculation is logically consistent with the first-order approach, which uses pre-merger information to predict merger harm.

3.2 Relationship between Consumer Surplus and HHI

The following proposition, which is the main result of this paper, shows that (9) and (10) are closely related to the impact of the merger on consumer surplus predicted by the first-order approach.

Proposition 1. *Suppose firms A and B merge, and there is no merger-specific synergy. The first-order approximation to the merger-induced change in consumer surplus is*

$$\Delta CS = \begin{cases} -V_0^{MNL} \rho_1^{MNL} \rho_2^{MNL} \Delta HHI_{AB} & (MNL) \\ -V_0^{CES} \rho_1^{CES} \rho_2^{CES} \Delta HHI_{AB}^R & (CES) \end{cases}, \quad (11)$$

where

$$V_0 \equiv \begin{cases} \frac{N}{\alpha} & (MNL) \\ \frac{Y}{\sigma-1} & (CES) \end{cases}, \quad (12)$$

$$\rho_1 \equiv \begin{cases} \frac{1}{(1-s_A)(1-s_B)} & (MNL) \\ \frac{1}{(\frac{\sigma}{\sigma-1}-s_A^R)(\frac{\sigma}{\sigma-1}-s_B^R)} & (CES) \end{cases}, \quad (13)$$

$$\rho_2 \equiv \begin{cases} \sum_{j,l \in \mathcal{J}_A \cup \mathcal{J}_B} M_{jl} \frac{s_j}{s_l} \left(\frac{1}{2} \mathbb{I}_{l \in \mathcal{J}_A} \frac{s_l/(1-s_l)}{s_A/(1-s_A)} + \frac{1}{2} \mathbb{I}_{l \in \mathcal{J}_B} \frac{s_l/(1-s_l)}{s_B/(1-s_B)} \right) & (MNL) \\ \sum_{j,l \in \mathcal{J}_A \cup \mathcal{J}_B} M_{jl} \frac{s_j^R}{s_l^R} \left(\frac{1}{2} \mathbb{I}_{l \in \mathcal{J}_A} \frac{s_l^R/(\frac{\sigma}{\sigma-1}-s_l^R)}{s_A^R/(\frac{\sigma}{\sigma-1}-s_A^R)} + \frac{1}{2} \mathbb{I}_{l \in \mathcal{J}_B} \frac{s_l^R/(\frac{\sigma}{\sigma-1}-s_l^R)}{s_B^R/(\frac{\sigma}{\sigma-1}-s_B^R)} \right) & (CES) \end{cases}. \quad (14)$$

⁷Note that the shares are calculated with the outside option. Shares excluding the outside option can be computed as $\tilde{s}_f = s_f / (1 - s_0)$.

Proof. See Appendix A.1. □

Proposition 1 shows that ΔCS is proportional to ΔHHI , but the proportionality coefficient depends on (i) market size and price responsiveness parameter (term V_0), (ii) the *cross-firm* distribution of shares (term ρ_1), and (iii) the *within-firm* distribution of shares (term ρ_2) (if the merging firms own multiple products). The proposition also shows that the welfare effects of horizontal mergers are independent of the pre-merger level of HHI, which is consistent with Nocke and Whinston (2022) and Nocke and Schutz (2023). I compare (11) to Nocke and Schutz (2023)'s results in Section 5.

In principle, ρ_2 is also affected by the distribution of product-level shares across firms, as captured by the merger pass-through rates and the ratio of product-level shares. However, the reason why I attribute ρ_2 to the within-firm distribution of shares becomes clearer by applying Miller et al. (2017b)'s observation that the diagonal terms of the pass-through matrix dominate the non-diagonal terms. Miller et al. (2017b) shows that when merger pass-through rates are difficult to estimate (as is almost always the case in merger reviews because estimating pass-through rates, which are determined by demand curvatures, is difficult), it is reasonable to replace the merger pass-through matrix M with the identity matrix. When $M \approx I$, ρ_2 reduces to

$$\rho_2 \approx \begin{cases} \frac{1}{2} \sum_{j \in \mathcal{J}_A} \frac{s_j/(1-s_j)}{s_A/(1-s_A)} + \frac{1}{2} \sum_{k \in \mathcal{J}_B} \frac{s_k/(1-s_k)}{s_B/(1-s_B)} & \text{(MNL)} \\ \frac{1}{2} \sum_{j \in \mathcal{J}_A} \frac{s_j^R/(\frac{\sigma}{\sigma-1}-s_j^R)}{s_A^R/(\frac{\sigma}{\sigma-1}-s_A^R)} + \frac{1}{2} \sum_{k \in \mathcal{J}_B} \frac{s_k^R/(\frac{\sigma}{\sigma-1}-s_k^R)}{s_B^R/(\frac{\sigma}{\sigma-1}-s_B^R)} & \text{(CES)} \end{cases} \quad (15)$$

That is, ρ_2 is the average of two terms, each depending only on the distribution of product-level shares within a firm.

Remark 1 (Single-Product Firms). When merging firms are producers of single products, (11) boils down to

$$\Delta CS \approx \begin{cases} -\left(\frac{N}{\alpha}\right) \left(\frac{1}{(1-s_A)(1-s_B)}\right) \left(\frac{M_{AA}+M_{AB}s_A/s_B+M_{BA}s_B/s_A+M_{BB}}{2}\right) \Delta HHI_{AB} & \text{(MNL)} \\ -\left(\frac{Y}{\sigma-1}\right) \left(\frac{1}{(\frac{\sigma}{\sigma-1}-s_A^R)(\frac{\sigma}{\sigma-1}-s_B^R)}\right) \left(\frac{M_{AA}+M_{AB}s_A^R/s_B^R+M_{BA}s_B^R/s_A^R+M_{BB}}{2}\right) \Delta HHI_{AB}^R & \text{(CES)} \end{cases}.$$

Further assuming $M \approx I$ yields

$$\Delta CS \approx \begin{cases} -\left(\frac{N}{\alpha}\right) \left(\frac{1}{(1-s_A)(1-s_B)}\right) \Delta HHI_{AB} & \text{(MNL)} \\ -\left(\frac{Y}{\sigma-1}\right) \left(\frac{1}{(\frac{\sigma}{\sigma-1}-s_A^R)(\frac{\sigma}{\sigma-1}-s_B^R)}\right) \Delta HHI_{AB}^R & \text{(CES)} \end{cases}.$$

Remark 2 (Consumer Welfare and Diversion Ratios). Proposition 1 can be cast in terms of diversion ratios as follows. For $f, g \in \mathcal{F}$, let $D_{f \rightarrow g} \equiv \frac{s_g}{1-s_f}$ and $\tilde{D}_{f \rightarrow g}^R \equiv \frac{s_g^R}{\frac{\sigma}{\sigma-1}-s_f^R}$. Then

$$\Delta CS \approx \begin{cases} -2V_0^{MNL} \rho_2^{MNL} D_{A \rightarrow B} D_{B \rightarrow A} & \text{(MNL)} \\ -2V_0^{CES} \rho_2^{CES} \tilde{D}_{A \rightarrow B}^R \tilde{D}_{B \rightarrow A}^R & \text{(CES)} \end{cases} \quad (16)$$

$\tilde{D}_{f \rightarrow g}^R$ is the adjusted revenue diversion ratios ($\tilde{D}_{f \rightarrow g}^R < D_{f \rightarrow g}^R$). That is, the welfare effects of a merger on consumer surplus are the product of the merging firms’ “firm-level” diversion ratios to each other, multiplied by twice the scaling factors V_0 and ρ_2 .

Remark 3 (Miller et al. (2017b) Approximation). The practical application of Proposition 1 will leverage Miller et al. (2017b)’s strategy of replacing an unknown merger pass-through matrix with the identity matrix. Approximation $\Delta p_j \approx UPP_j$ has been proven helpful for practitioners because pass-through rates are usually difficult to estimate (Farrell and Shapiro, 2010; Jaffe and Weyl, 2013; Weyl and Fabinger, 2013; Miller et al., 2016, 2017b,a). I show the validity of $\Delta p_j \approx UPP_j$ for logit and CES demand functions via Monte Carlo simulation in Appendix B. I find that $\Delta p_j \approx UPP_j$ works well under the logit case. In the CES case, however, upward pricing pressure tends to generate conservative estimates of (i.e., underpredict) true merger price effects.⁸ Despite the bias, my approach modestly improves on Nocke and Schutz (2023) as shown below. Correcting for the downward bias improves my approach’s performance even further.

4 Comparative Statics

Two mergers with the same value of ΔHHI may have different proportionality coefficients due to the differences in the distribution of merging firms’ shares. I analyze how the proportionality

⁸Miller et al. (2017b) finds similar results with log-linear demand.

coefficient in (11) depends on the distribution of shares *across* and *within* firms.

4.1 Cross-Firm Scaling Factor

The following proposition studies the behavior of ρ_1 with respect to the merging firms' firm-level shares.

Proposition 2. *Consider the cross-firm scaling factor $\rho_1 = \frac{1}{(\varphi - s_A)(\varphi - s_B)}$ with $\varphi = 1$ if MNL and $\varphi = \frac{\sigma}{\sigma-1}$ as defined in (13). Suppose that $s_f < \varphi$ for $f = A, B$.*

1. ρ_1 is increasing in the merging firms' shares.
2. ρ_1 is strictly convex in the merging firms' shares.
3. $\rho_1^{MNL} \rightarrow 1$ as $(s_A, s_B) \rightarrow (0, 0)$; $\rho_1^{CES} \rightarrow (\frac{\sigma-1}{\sigma})^2$ as $(s_A^R, s_B^R) \rightarrow (0, 0)$.

Proof. See Appendix A.2. □

Consider two mergers with the same level of ΔHHI . The strict convexity of ρ_1 with respect to the merging firms' shares implies that a merger with asymmetric firm-level shares will tend to have a larger (negative) impact on consumer surplus than one with more symmetric firm-level shares (all else equal).⁹

Figure 1 uses a logit example to visualize this effect: it shows that the values of ρ_1 may vary significantly even if ΔHHI is the same. Let

$$\mathcal{S}(c_0, \Delta_0) \equiv \{(s_A, s_B) : s_A + s_B \leq c_0, 2s_A s_B = \Delta_0\}. \quad (17)$$

be the feasible set of merging firms' shares given a pre-specified level of $\Delta\text{HHI} = \Delta_0$; I impose $s_A + s_B \leq c_0$ to prevent the shares from being too arbitrary.¹⁰ There is a set of ρ_1^{MNL} compatible with the shares in (17). Figure 1 plots the upper and lower bound of ρ_1^{MNL} given $c_0 = 0.9$. The lower bound is achieved when s_A and s_B are symmetric, and the upper bound is achieved when

⁹In other words, a merger between two firms of similar size will be less harmful to consumers than a merger between a giant firm and a small firm.

¹⁰Note that $\mathcal{S}(c_0, \Delta_0)$ is non-empty only if $c_0^2/2 \geq \Delta_0$. On an (s_A, s_B) plane, the level curve of $2s_A s_B = \Delta_0$ crosses the line $s_A + s_B = c_0$ only if $c_0^2/2 \geq \Delta_0$. It is straightforward to verify that ρ_1^{MNL} is minimized when $s_A = s_B = \sqrt{\Delta_0/2}$ and maximized when $s_A = \frac{1}{2}(c_0 - \sqrt{c_0^2 - 2\Delta_0})$ and $s_B = \frac{1}{2}(c_0 + \sqrt{c_0^2 - 2\Delta_0})$. The lower and upper bounds are $\underline{\rho}_1^{MNL} = \frac{1}{(1 - \sqrt{\Delta_0/2})^2}$ and $\bar{\rho}_1^{MNL} = \frac{2}{\Delta_0 - 2c_0 + 2}$.

they are most asymmetric. The figure shows that the cross-firm coefficient ρ_1 can vary widely depending on the configuration of merging firms' shares, especially when ΔHHI is small.

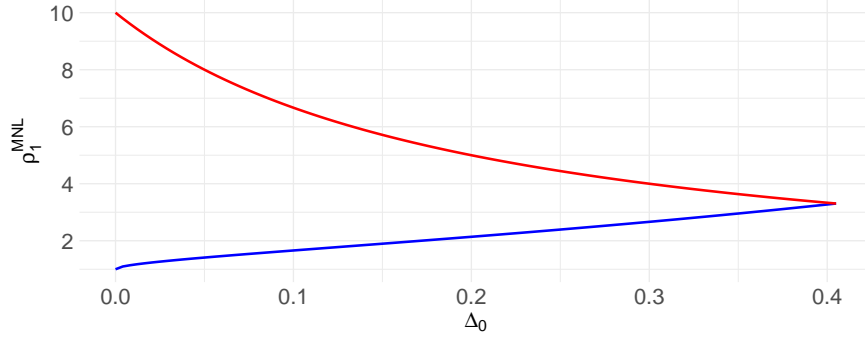


Figure 1: Upper and lower bound of ρ_1^{MNL} for $c_0 = 0.9$

4.2 Within-Firm Scaling Factor

Comparative statics for ρ_2 is more complicated because it depends on pieces that move together. To simplify the comparative statics problem, I assume that M is fixed. Furthermore, I impose a symmetry assumption that the merging firms have the same market shares ($s_A = s_B$). I also assume that the merging firms have the same number of products ($|\mathcal{J}_A| = |\mathcal{J}_B|$) and all products have an equal share within the firm ($s_j = \frac{1}{|\mathcal{J}_f|} s_f$).

Proposition 3. *Consider the within-firm scaling factor ρ_2 in (14). Suppose that $s_f < \varphi$, $s_A = s_B$, $|\mathcal{J}_A| = |\mathcal{J}_B|$, and $s_j = \frac{1}{|\mathcal{J}_f|} s_f$ for all product j .*

1. ρ_2 is decreasing in merging firms' shares.
2. ρ_2 is decreasing in the number of products owned by the merging firms.
3. $\rho_2 \rightarrow \frac{1}{2|\mathcal{J}_f|} \sum_{j,l \in \mathcal{J}_A \cup \mathcal{J}_B} M_{jl}$ as $(s_A, s_B) \rightarrow (0, 0)$ if MNL and $(s_A^R, s_B^R) \rightarrow (0, 0)$ if CES.

Proof. See Appendix A.3. □

Proposition 3.1 implies that ρ_1 and ρ_2 move in opposite directions as merging firms' shares increase; however, the effect of ρ_2 is null when firms are producers of single products. Proposition 3.2 implies that two mergers with the same ΔHHI will have differential effects depending on whether the firms' shares come from many or few products; the welfare effect of a merger is smaller when

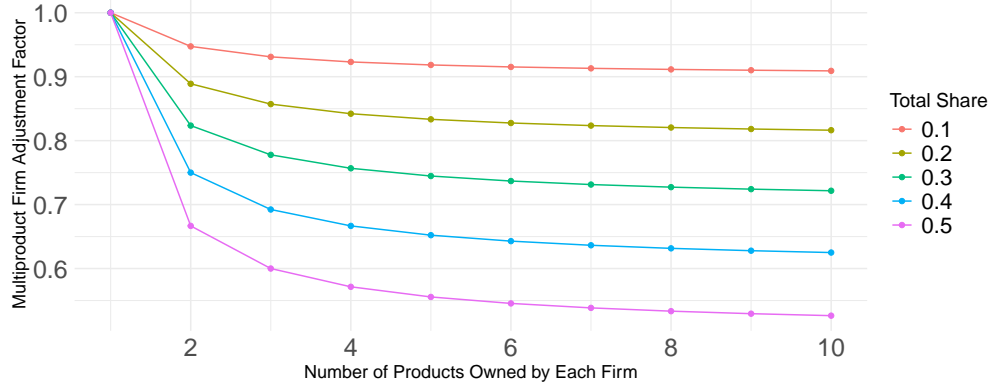


Figure 2: Multiproduct Firm Adjustment Factor

the firms' shares the sum of many small product-level shares, all else equal. Finally, Proposition 3.3 shows where ρ_2 converges when the merging firms are small; in a special case where $M \approx I$, as considered in Miller et al. (2017b), $\rho_2 \approx 1$ when the merging firms have small market shares.

Figure 2 visualizes how ρ_2 depends on the merging firms' shares and the number of products using a logit example. I take the total share of the merging firms as given and allocate equal shares to all of the merging firms' products.¹¹ Figure 2 plots the values of ρ_2^{MNL} for different values of total share and the number of products each firm owns. It shows that ρ_2 is decreasing in the merging firms' shares and the number of products they own. Thus, ρ_2 is more important when the merging firms have a larger presence in the market or own a larger number of products.

5 Comparison to Nocke and Schutz (2023)

Nocke and Schutz (2023) shows that, in the neighborhood of $s = 0$, the market power effect of the merger absent synergy is¹²

$$\Delta CS \approx \begin{cases} -V_0^{MNL} \Delta HHI & \text{(MNL)} \\ -V_0^{CES \frac{\sigma-1}{\sigma}} \Delta HHI^R & \text{(CES)} \end{cases}. \quad (18)$$

In contrast to (11), the proportionality coefficient in (18) is independent of merging firms' shares.

Nocke and Schutz (2023)'s characterization relies on second-order Taylor approximations taken

¹¹Let s_M be the total share of the merging firms. Suppose each firm has equal market share $s_f = s_M/2$ for $f = A, B$. Next, assume that each firm owns k products with equal share so that $s_j = s_f/k$ for all $j \in \mathcal{J}_f$.

¹²See Nocke and Schutz (2023) Proposition 8.

around small market shares and monopolistic competition conduct. In contrast, I derive Proposition 1 by following the first-order approach argument of Farrell and Shapiro (2010) and Jaffe and Weyl (2013), which takes a different Taylor approximation approach.¹³

For the sake of comparison, suppose $M \approx I$ so that the merger pass-through rates can be dropped from the proportionality coefficients. As $(s_A, s_B) \rightarrow (0, 0)$, $\rho_1^{MNL} \rightarrow 1$ and $\rho_2^{MNL} \rightarrow 1$; my approximation approaches that of Nocke and Schutz (2023)’s in the logit case. However, in the CES case, as $(s_A^R, s_B^R) \rightarrow (0, 0)$, $\rho_1^{CES} \rightarrow (\frac{\sigma-1}{\sigma})^2$, $\rho_2^{CES} \rightarrow 1$, which is slightly different from Nocke and Schutz (2023)’s.

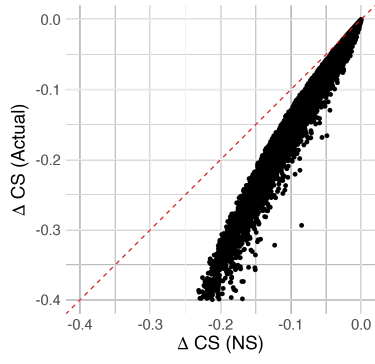
I run Monte Carlo experiments to examine how my formula (11) perform relative to Nocke and Schutz (2023)’s formula. I follow the simulation design in Miller et al. (2017b).¹⁴ I apply my formula assuming $M \approx I$ to gauge how they perform without requiring the analyst to calculate pass-through rates, which are generally complex functions of model parameters and data.

Monte Carlo experiments suggest that Proposition 1 provides an improvement over Nocke and Schutz (2023)’s approximation. Figure 3 compares the performance of Nocke and Schutz (2023)’s approach (18) and my approach (11) in the logit case. The figure shows Nocke and Schutz (2023)’s approach generally underestimates the welfare effects. My approach approximates the actual change in consumer surplus better on average, but it can have a larger variance and overestimate the welfare effects when the actual change in consumer surplus is large. The difference between the two can be understood by observing that the ρ_1^{MNL} term, which is greater than or equal to one, is absent in (18).

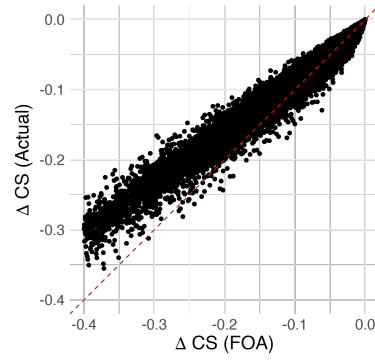
Figure 4 reports a similar result for the CES case, also assuming $M \approx I$. Note that, in the CES case, upward pricing pressure tends to be quite conservative as estimators of merger price effects (see Appendix B). Correcting for the downward bias of the upward pricing pressures in predicting merger price effects improves the fit further (the points become more concentrated around the 45-degree line). Yet, even without the correction, the figure shows evidence of an improvement over Nocke and Schutz (2023)’s approach.

¹³The first-order approximation argument of Jaffe and Weyl (2013) does not rely on small-share approximation but assumes small upward pricing pressure.

¹⁴I assume there are six single-product firms. I randomly draw shares and margin of firm 1 and calibrate the parameters. I then simulate a merger between firms 1 and 2. I explain the details of Monte Carlo experiment in Appendix D.

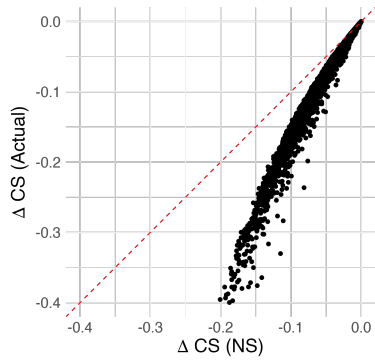


(a) Nocke-Shutz

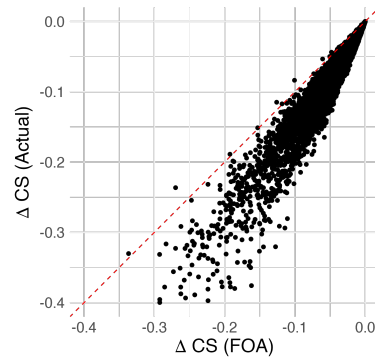


(b) First-Order Approach

Figure 3: Logit



(a) Nocke-Shutz



(b) First-Order Approach

Figure 4: CES

6 Conclusion

In this paper, I have provided simple formulae for relating the change in HHI to the consumer welfare effects of mergers in multi-product firm oligopoly models with differentiated products. Using a first-order approach argument, I have shown that merger-induced changes in consumer surplus are proportional to the changes in HHI, but the proportionality coefficient depends on the market size, price responsiveness parameter, and the distribution of merging firms' shares. Thus, this paper informs how concentration-based inference relates to the unilateral effects evaluation commonly employed by antitrust agencies in the merger screening stage.

A Proofs

A.1 Proof of Proposition 1

Before proceeding to the proof, I show how absolute (resp. relative) margins relate to firms' shares in the logit (resp. CES) case. In [Nocke and Schutz \(2018\)](#), the authors define the “ ι -markups” as

$$\mu_f \equiv \begin{cases} \alpha(p_j - c_j), & \forall j \in \mathcal{J}_f \quad (\text{MNL}) \\ \sigma \frac{p_j - c_j}{p_j}, & \forall j \in \mathcal{J}_f \quad (\text{CES}) \end{cases}. \quad (19)$$

The ι -markups use the fact that with logit (resp. CES) demand, firms charge constant absolute (relative) margins across their products. [Nocke and Schutz \(2023\)](#) equation (5) shows that

$$\mu_f = \frac{1}{1 - \alpha^* s_f} \quad (20)$$

holds in equilibrium, where $\alpha^* = 1$ under logit and $\alpha^* = \frac{\sigma-1}{\sigma}$ under CES. Combining (19) and (20) implies

$$p_j - c_j = \frac{1}{\alpha(1 - s_f)}, \quad \forall j \in \mathcal{J}_f \quad (21)$$

in the case of logit, and

$$m_j = \frac{1}{1 + (1 - s_f^R)(\sigma - 1)}, \quad \forall j \in \mathcal{J}_f \quad (22)$$

in the case of CES.

A.1.1 Logit

Proof. Under logit demand, quantity diversion ratio is $D_{j \rightarrow k} = \frac{s_k}{1-s_j}$ and firms' absolute margins satisfy (21). Then I can write the upward pricing pressure of $j \in \mathcal{J}_A$ as

$$\begin{aligned} UPP_j &= \sum_{k \in \mathcal{J}_B} (p_k - c_k) D_{j \rightarrow k} \\ &= \sum_{k \in \mathcal{J}_B} \frac{1}{\alpha(1-s_B)} \frac{s_k}{1-s_j} \\ &= \frac{s_B}{\alpha(1-s_B)(1-s_j)}. \end{aligned}$$

Thus, for an arbitrary product $j \in \mathcal{J}_A \cup \mathcal{J}_B$, I can express its upward pricing pressure as

$$UPP_j = \mathbb{I}_{j \in \mathcal{J}_A} \frac{s_B}{\alpha(1-s_B)(1-s_j)} + \mathbb{I}_{j \in \mathcal{J}_B} \frac{s_A}{\alpha(1-s_A)(1-s_j)}.$$

Next, given that the first order price effect on an arbitrary product j is $\Delta p_j = \sum_{k \in \mathcal{J}_A \cup \mathcal{J}_B} M_{jk} UPP_k$, we have

$$\begin{aligned} \Delta CS_j &= -\Delta p_j \times q_j \\ &= - \left(\sum_{k \in \mathcal{J}_A \cup \mathcal{J}_B} M_{jk} UPP_k \right) s_j N \\ &= - \left(\sum_{k \in \mathcal{J}_A \cup \mathcal{J}_B} M_{jk} \left(\mathbb{I}_{k \in \mathcal{J}_A} \frac{s_B}{\alpha(1-s_B)(1-s_k)} + \mathbb{I}_{k \in \mathcal{J}_B} \frac{s_A}{\alpha(1-s_A)(1-s_k)} \right) \right) s_j N \\ &= - \left(\frac{N}{\alpha} \right) \left(\frac{s_A s_B}{(1-s_A)(1-s_B)} \right) \sum_{k \in \mathcal{J}_A \cup \mathcal{J}_B} M_{jk} \frac{s_j}{s_k} \left(\mathbb{I}_{k \in \mathcal{J}_A} \frac{s_k/(1-s_k)}{s_A/(1-s_A)} + \mathbb{I}_{k \in \mathcal{J}_B} \frac{s_k/(1-s_k)}{s_B/(1-s_B)} \right). \end{aligned}$$

Finally, using $\Delta CS = \sum_{j \in \mathcal{J}_A \cup \mathcal{J}_B} \Delta CS_j$ gives

$$\begin{aligned} \Delta CS &= - \left(\frac{N}{\alpha} \right) \left(\frac{s_A s_B}{(1-s_A)(1-s_B)} \right) \sum_{j,k \in \mathcal{J}_A \cup \mathcal{J}_B} M_{jk} \frac{s_j}{s_k} \left(\mathbb{I}_{k \in \mathcal{J}_A} \frac{s_k/(1-s_k)}{s_A/(1-s_A)} + \mathbb{I}_{k \in \mathcal{J}_B} \frac{s_k/(1-s_k)}{s_B/(1-s_B)} \right) \\ &= - \left(\frac{N}{\alpha} \right) \left(\frac{\Delta H_{AB}}{(1-s_A)(1-s_B)} \right) \sum_{j,k \in \mathcal{J}_A \cup \mathcal{J}_B} M_{jk} \frac{s_j}{s_k} \left(\frac{1}{2} \mathbb{I}_{k \in \mathcal{J}_A} \frac{s_k/(1-s_k)}{s_A/(1-s_A)} + \frac{1}{2} \mathbb{I}_{k \in \mathcal{J}_B} \frac{s_k/(1-s_k)}{s_B/(1-s_B)} \right). \end{aligned}$$

□

A.1.2 CES

Proof. Under a CES preference assumption, upward pricing pressure has a close relationship with *revenue diversion ratios*, defined as $D_{j \rightarrow l}^R \equiv -(\partial R_l / \partial p_j) / (\partial R_j / \partial p_j)$. Koh (2024) shows that for $j \neq k$,

$$(1 + \epsilon_{jj}^{-1}) D_{j \rightarrow k}^R = D_{j \rightarrow k} \frac{p_k}{p_j}, \quad (23)$$

where $\epsilon_{jj} = (\partial q_j / \partial p_j) / (q_j / p_j)$ is product j 's own-price elasticity of demand. Plugging in (23) into the GUPPI ($GUPPI_j \equiv UPP_j / p_j$) equation gives

$$GUPPI_j = (1 + \epsilon_{jj}^{-1}) \sum_{l \in \mathcal{J}_B} m_l D_{j \rightarrow l}^R. \quad (24)$$

I can simplify the $GUPPI_j$ expression as follows. Under CES demand, the revenue diversion ratio is $D_{j \rightarrow l}^R = \frac{s_l^R}{1 - s_j^R}$ (Koh, 2024; Caradonna et al., 2024) and the relative margins satisfy (22). Using the fact that

$$R_j = \frac{v_j p_j^{1-\sigma}}{1 + \sum_{l \in \mathcal{J}} v_l p_l^{1-\sigma}} Y,$$

I can also show that the own-price elasticity of revenue is $\epsilon_{jj}^R = \frac{\partial s_j^R}{\partial p_j} \frac{p_j}{s_j^R} = -(1 - s_j^R)(\sigma - 1)$. Then, since $\epsilon_{jj}^R = \epsilon_{jj} + 1$ (Koh, 2024), I have

$$1 + \epsilon_{jj}^{-1} = \frac{\epsilon_{jj}^R}{\epsilon_{jj}^R - 1} = \frac{(1 - s_j^R)(\sigma - 1)}{1 + (1 - s_j^R)(\sigma - 1)}.$$

Then, $GUPPI_j$ for $j \in \mathcal{J}_A$ simplifies to

$$\begin{aligned} GUPPI_j &= (1 + \epsilon_{jj}^{-1}) \sum_{k \in \mathcal{J}_B} m_k D_{j \rightarrow k}^R \\ &= \left(\frac{(1 - s_j^R)(\sigma - 1)}{1 + (1 - s_j^R)(\sigma - 1)} \right) \sum_{k \in \mathcal{J}_B} \frac{1}{1 + (1 - s_B^R)(\sigma - 1)} \frac{s_k^R}{1 - s_j^R} \\ &= \frac{(\sigma - 1) s_B^R}{(1 + (1 - s_j^R)(\sigma - 1))(1 + (1 - s_B^R)(\sigma - 1))}. \end{aligned}$$

In sum, $GUPPI_j$ for an arbitrary $j \in \mathcal{J}_A \cup \mathcal{J}_B$ can be rewritten as

$$\begin{aligned} GUPPI_j &= \mathbb{I}_{j \in \mathcal{J}_A} \frac{(\sigma - 1)s_B^R}{(1 + (1 - s_j^R)(\sigma - 1))(1 + (1 - s_B^R)(\sigma - 1))} \\ &\quad + \mathbb{I}_{j \in \mathcal{J}_B} \frac{(\sigma - 1)s_A^R}{(1 + (1 - s_j^R)(\sigma - 1))(1 + (1 - s_A^R)(\sigma - 1))}. \end{aligned}$$

Next, letting $R_j = p_j q_j$,

$$\begin{aligned} \Delta CS_j &= -\Delta p_j \times q_j \\ &= -\frac{\Delta p_j}{p_j} \times R_j \\ &= -\left(\sum_{k \in \mathcal{J}_A \cup \mathcal{J}_B} M_{jk} GUPPI_k \right) s_j^R Y \\ &= -\left(\frac{Y}{\sigma - 1} \right) \left(\frac{\Delta H_{AB}^R}{(\frac{\sigma}{\sigma-1} - s_A^R)(\frac{\sigma}{\sigma-1} - s_B^R)} \right) \times \\ &\quad \sum_{k \in \mathcal{J}_A \cup \mathcal{J}_B} M_{jk} \frac{s_j^R}{s_k^R} \left(\frac{1}{2} \mathbb{I}_{k \in \mathcal{J}_A} \frac{s_k^R / (1 + (1 - s_k^R)(\sigma - 1))}{s_A^R / (1 + (1 - s_A^R)(\sigma - 1))} + \frac{1}{2} \mathbb{I}_{k \in \mathcal{J}_B} \frac{s_k^R / (1 + (1 - s_k^R)(\sigma - 1))}{s_B^R / (1 + (1 - s_B^R)(\sigma - 1))} \right) \end{aligned}$$

Finally, since $\Delta CS = \sum_{j \in \mathcal{J}_A \cup \mathcal{J}_B} \Delta CS_j$, summing over the above expression over $j \in \mathcal{J}_A \cup \mathcal{J}_B$ gives the desired expression. \square

A.2 Proof of Proposition 2

Proof of Proposition 2.1

Proof. The positive monotonicity of ρ_1 with respect to the merging firms' shares is trivial. \square

Proof of Proposition 2.2

Proof. Verifying that $\rho_1(s_A, s_B) = \frac{1}{(\varphi - s_A)(\varphi - s_B)}$ ($\varphi = 1$ if MNL and $\varphi = \frac{\sigma}{\sigma-1}$ if CES) is strictly convex in (s_A, s_B) if $s_A < \varphi$ and $s_B < \varphi$ is also straightforward (e.g., one can check the Hessian is positive semi-definite). \square

Proof of Proposition 2.3

Proof. This statement is straightforward from the definition of ρ_1^{MNL} and ρ_1^{CES} . \square

A.3 Proof of Proposition 3

Proof of Proposition 3.1

Proof. Let us write ρ_2 as

$$\begin{aligned}\rho_2 &= \sum_{j,l \in \mathcal{J}_A \cup \mathcal{J}_B} M_{jl} \frac{s_j}{s_l} \left(\frac{1}{2} \mathbb{I}_{l \in \mathcal{J}_A} g(\mathbf{s}_A) + \frac{1}{2} \mathbb{I}_{l \in \mathcal{J}_B} g(\mathbf{s}_B) \right), \\ &= \sum_{j,l \in \mathcal{J}_A \cup \mathcal{J}_B} M_{jl} \left(\frac{1}{2} \mathbb{I}_{l \in \mathcal{J}_A} g(\mathbf{s}_A) + \frac{1}{2} \mathbb{I}_{l \in \mathcal{J}_B} g(\mathbf{s}_B) \right)\end{aligned}$$

where $\mathbf{s}_f = (s_j)_{j \in \mathcal{J}_f}$, $g(\mathbf{s}_f) \equiv \sum_{j \in \mathcal{J}_f} \frac{f(s_j)}{f(s_f)}$, and $f(x) \equiv x/(\varphi - x)$ ($\varphi = 1$ if MNL and $\varphi = \frac{\sigma}{\sigma-1}$ if CES). Note that $f(x)$ is increasing and convex on $[0, \varphi)$. The second equality follows from canceling out the ratio s_j/s_l based on the assumption that both firms have an equal number of products and equal shares for all products. Simplifying $g(\mathbf{s}_f)$ gives

$$g(\mathbf{s}_f) = \sum_{j \in \mathcal{J}_f} \frac{\frac{1}{|\mathcal{J}_f|}(\varphi - s_f)}{\varphi - \frac{1}{|\mathcal{J}_f|}s_f} \quad (25)$$

$$= \frac{\varphi - s_f}{\varphi - \frac{1}{|\mathcal{J}_f|}s_f}. \quad (26)$$

It is straightforward to see that increasing s_f decreases the numerator of (26) at a rate faster than that of the denominator, so $g(\mathbf{s}_f)$ is decreasing in s_f . It follows that ρ_2 is decreasing in s_f . \square

Proof of Proposition 3.2

Proof. From (25) and (26), it is straightforward to see that increasing the number of products $|\mathcal{J}_f|$ decreases ρ_2 . \square

Proof of Proposition 3.3

Proof. Rearranging ρ_2 in (25) using (26) gives

$$\rho_2 = \frac{1}{2} \left(\frac{|\mathcal{J}_f|(\varphi - s_f)}{|\mathcal{J}_f|\varphi - s_f} \right) \sum_{j,l \in \mathcal{J}_A \cup \mathcal{J}_B} M_{jl}.$$

Driving $s_f \rightarrow 0$ gives the desired expression. \square

B Accuracy of Upward Pricing Pressure

To characterize the relationship between mergers' consumer welfare effects and ΔHHI , I have assumed (4). I repeat the simulation exercise in Miller et al. (2017b) and examine whether (4) is reasonable.¹⁵ I describe the simulation procedure in Appendix D.

First, Figure 5 shows that upward pricing pressure accurately predicts merger price effects in the case of logit demand. The result is also consistent with Miller et al. (2017b).¹⁶ Second, Figure 6 shows the simulation results for CES demand. Figure 6-(a) shows that upward pricing pressure underpredicts merger price effects. Thus, using (4) generates conservative predictions for merger harm. Figure 6-(b) shows that multiplying the upward pricing pressure by a constant factor of two improves the fit.

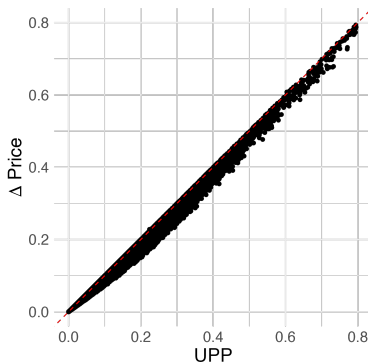


Figure 5: Accuracy of UPP (logit)

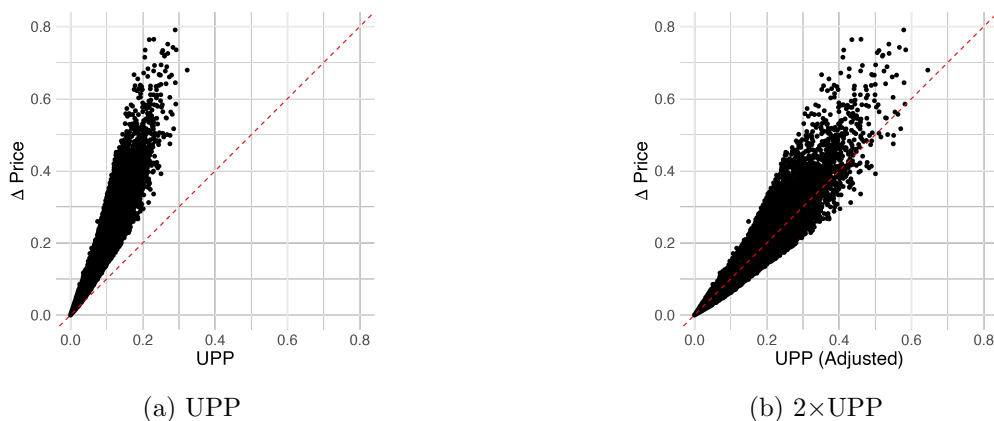


Figure 6: Accuracy of UPP (CES)

¹⁵Miller et al. (2017b) does not study the case of CES demand.

¹⁶See Miller et al. (2017b) Figure 2.

C Review of Aggregative Games Framework

I review [Nocke and Schutz \(2018\)](#)’s aggregative games framework, which I use as a framework for the simulation exercises described in the paper.

C.1 Model Primitives

I consider [Nocke and Schutz \(2018\)](#)’s aggregative games framework with CES/MNL demand.¹⁷ A multiproduct-firm oligopoly model is specified as a tuple

$$\langle \mathcal{J}, \mathcal{F}, (c_j)_{j \in \mathcal{J}}, y, V_0, H_0, (h_j)_{j \in \mathcal{J}} \rangle. \quad (27)$$

\mathcal{J} is a finite set of products; \mathcal{F} is a finite set of firms that form a partition over \mathcal{J} to represent product ownership; c_j is the marginal cost of producing product $j \in \mathcal{J}$; y is the representative consumer’s income; $V_0 > 0$ is the market size parameter; $H_0 \geq 0$ is a baseline utility parameter¹⁸; finally, $h_j : \mathbb{R}_{++} \rightarrow \mathbb{R}$ is defined as

$$h_j(p_j) = \begin{cases} \exp(v_j - \alpha p_j) & (\text{MNL}) \\ v_j p_j^{1-\sigma} & (\text{CES}) \end{cases},$$

where $\alpha > 0$ and $\sigma > 1$ are the price responsiveness parameters that determine the price elasticities and the substitutability of products.

Model primitives in (27) determine consumer demand functions as follows. The representative consumer’s quasilinear indirect utility function is $y + V(p)$, where $V(p) \equiv V_0 \log H(p)$ and $H(p) \equiv H_0 + \sum_{j \in \mathcal{J}} h_j(p_j)$. The function $V(p)$ measures consumer welfare at price p . [Nocke and Schutz \(2018\)](#) refers to $H = H(p)$ as the industry (market) aggregator. Applying Roy’s identity to the indirect utility function gives the demand function:

$$q_j(p) = V_0 \frac{-h'_j(p_j)}{H(p)}. \quad (28)$$

¹⁷I also refer the readers to the appendix of [Caradonna et al. \(2024\)](#) for a practitioner’s guide to the aggregation games framework of [Nocke and Schutz \(2018\)](#).

¹⁸ $\log H_0$ is interpreted as the value of the outside option. Typical empirical models set $H_0 = 1$.

Demand functions in (3) are consistent with (28) if $H_0 = 1$ and V_0 is given by (12).

C.2 Equilibrium Characterization

Nocke and Schutz (2018) shows that type aggregation property of logit and CES demand systems can be used to summarize the equilibrium. The model primitives determine each firm's type as

$$T_f \equiv \begin{cases} \sum_{l \in \mathcal{J}_f} \exp(v_l - \alpha c_l) & \text{(MNL)} \\ \sum_{l \in \mathcal{J}_f} v_l c_l^{1-\sigma} & \text{(CES)} \end{cases}. \quad (29)$$

With these demand systems, each firm finds it optimal to apply the same markup to all of its products. To characterize the Bertrand equilibrium, it is convenient to define “ ι -markups” as

$$\mu_f \equiv \begin{cases} \alpha(p_j - c_j) & \forall j \in \mathcal{J}_f \quad \text{(MNL)} \\ \sigma \frac{p_j - c_j}{p_j} & \forall j \in \mathcal{J}_f \quad \text{(CES)} \end{cases}. \quad (30)$$

The ι -markups are proportional to the actual markups, either in levels (MNL) or percentages relative to price (CES). The market aggregator H is defined as

$$H \equiv \begin{cases} 1 + \sum_{j \in \mathcal{J}} \exp(v_j - \alpha p_j) & \text{(MNL)} \\ 1 + \sum_{j \in \mathcal{J}} v_j p_j^{1-\sigma} & \text{(CES)} \end{cases}. \quad (31)$$

Let $s^f = \sum_{j \in \mathcal{J}_f} s_j$ be the market share of firm f . Nocke and Schutz (2018) shows that the Bertrand equilibrium can be characterized as $(\{\mu_f\}_{f \in \mathcal{F}}, \{s_f\}_{f \in \mathcal{F}}, H)$ (a vector of ι -markup, firm-

level market shares, and a market aggregator) satisfying the following system of equations:

$$1 = \begin{cases} \mu_f \left(1 - \frac{T_f}{H} \exp(-\mu_f)\right) & \text{(MNL)} \\ \mu_f \left(1 - \frac{\sigma-1}{\sigma} \frac{T_f}{H} \left(1 - \frac{\mu_f}{\sigma}\right)^{\sigma-1}\right) & \text{(CES)} \end{cases}, \quad \forall f \in \mathcal{F}, \quad (32)$$

$$s_f = \begin{cases} \frac{T_f}{H} \exp(-\mu_f) & \text{(MNL)} \\ \frac{T_f}{H} \left(1 - \frac{1}{\sigma} \mu_f\right)^{\sigma-1} & \text{(CES)} \end{cases}, \quad \forall f \in \mathcal{F}, \quad (33)$$

$$1 = \frac{1}{H} + \sum_{f \in \mathcal{F}} s_f. \quad (34)$$

A unique solution to this system of equations is guaranteed to exist. The equilibrium price of each product is determined by the equilibrium value of μ_f . Firm-level profits can be expressed as

$$\Pi_f = V_0(\mu_f - 1). \quad (35)$$

The consumer surplus is determined by the value of the market aggregator:

$$CS(H) = V_0 \log(H). \quad (36)$$

D Simulation

I follow the simulation steps in [Miller et al. \(2017b\)](#) with a slight modification. The overall steps are described as follows.

1. Set $k = 6$ as the number of firms. Assume all pre-merger prices are equal to one.¹⁹ Draw a random length- $(k + 1)$ vector of shares from the Dirichlet distribution with parameter $\theta = (1, \dots, 1) \in \mathbb{R}^7$. The shares represent quantity shares in the case of MNL and revenue shares in the case of CES. Note that outside option is included. Draw relative margin m_1 from the uniform distribution with support $[0.3, 0.6]$. I assume all firms' pre-merger prices are equal to 1.

2. Using the observed shares and margin of firm 1, identify (calibrate) the price responsiveness

¹⁹Setting all pre-merger prices to one allows us to equate the absolute change and the relative change in price.

parameter (α for MNL and σ for CES) and the pre-merger values of $\{\mu_f\}_{f \in \mathcal{F}}$, $\{T_f\}_{f \in \mathcal{F}}$, and H as follows. (See [Caradonna et al. \(2024\)](#) for derivations.)

- In the MNL case, I use

$$H \leftarrow \frac{1}{1 - \sum_{f \in \mathcal{F}} s_f} \quad (37)$$

$$\mu_f \leftarrow \frac{1}{1 - s_f}, \quad \forall f \in \mathcal{F} \quad (38)$$

$$T_f \leftarrow H s_f \exp\left(\frac{1}{1 - s_f}\right), \quad \forall f \in \mathcal{F} \quad (39)$$

$$\alpha \leftarrow \mu_1 / (p_1 - c_1) = \mu_1 / m_1 \quad (40)$$

- In the CES case, I use

$$H \leftarrow \frac{1}{1 - \sum_{f \in \mathcal{F}} s_f^R} \quad (41)$$

$$\sigma \leftarrow \left(\frac{1}{m_1} - 1\right) \left(\frac{1}{1 - s_1^R}\right) + 1 \quad (42)$$

$$\mu_f \leftarrow \frac{1}{1 - \frac{\sigma-1}{\sigma} s_f^R}, \quad \forall f \in \mathcal{F} \quad (43)$$

$$T_f \leftarrow s_f^R H \left(1 - \frac{\mu_f}{\sigma}\right)^{1-\sigma}, \quad \forall f \in \mathcal{F} \quad (44)$$

I also compute the upward pricing pressure using pre-merger values of margins and shares.

3. I assume Firms 1 and 2 merge without synergy. Let $T_M \equiv T_1 + T_2$ be the type of the merged firm. I solve for the post-merger equilibrium using the system of equations described in [Appendix C](#).
4. Using the pre-merger and post-merger equilibrium values, I calculate the actual price increases and changes in consumer surplus. The change in consumer surplus is calculated after normalizing $V_0 = 1$ in both logit and CES cases.
5. I repeat the above 50,000 times. I discard observations that fail to find the post-merger equilibrium due to numerical issues.²⁰

²⁰Although using multiple starting points can improve the chance of convergence, I instead chose to increase the number of simulation experiments.

References

- Ashenfelter, Orley C, Daniel S Hosken, and Matthew C Weinberg (2015) “Efficiencies brewed: pricing and consolidation in the US beer industry,” *The RAND Journal of Economics*, 46 (2), 328–361.
- Bhattacharya, Vivek, Gastón Illanes, and David Stillerman (2023) “Merger effects and antitrust enforcement: Evidence from US retail,” *Available at SSRN 4410802*.
- Caradonna, Peter, Nathan Miller, and Gloria Sheu (2024) “Mergers, entry, and consumer welfare,” *Georgetown McDonough School of Business Research Paper* (3537135).
- Farrell, Joseph and Carl Shapiro (2010) “Antitrust evaluation of horizontal mergers: An economic alternative to market definition,” *The BE Journal of Theoretical Economics*, 10 (1), 1–41.
- Fröeb, Luke M and Gregory J Werden (1998) “A robust test for consumer welfare enhancing mergers among sellers of a homogeneous product,” *Economics Letters*, 58 (3), 367–369.
- Jaffe, Sonia and E Glen Weyl (2013) “The first-order approach to merger analysis,” *American Economic Journal: Microeconomics*, 5 (4), 188–218.
- Kim, E Han and Vijay Singal (1993) “Mergers and market power: Evidence from the airline industry,” *The American Economic Review*, 549–569.
- Koh, Paul (2024) “Merger Analysis with Latent Price,” *arXiv preprint arXiv:2404.07684*.
- Miller, Nathan H, Matthew Osborne, and Gloria Sheu (2017a) “Pass-through in a concentrated industry: empirical evidence and regulatory implications,” *The RAND Journal of Economics*, 48 (1), 69–93.
- Miller, Nathan H, Marc Remer, Conor Ryan, and Gloria Sheu (2016) “Pass-through and the prediction of merger price effects,” *The Journal of Industrial Economics*, 64 (4), 683–709.
- (2017b) “Upward pricing pressure as a predictor of merger price effects,” *International Journal of Industrial Organization*, 52, 216–247.
- Miller, Nathan H and Gloria Sheu (2021) “Quantitative methods for evaluating the unilateral effects of mergers,” *Review of Industrial Organization*, 58, 143–177.
- Nocke, Volker and Nicolas Schutz (2018) “Multiproduct-firm oligopoly: An aggregative games approach,” *Econometrica*, 86 (2), 523–557.
- (2023) “An aggregative games approach to merger analysis in multiproduct-firm oligopoly,” Technical report, <http://www.volkernocke.com/NS-MAMPF.pdf>.
- Nocke, Volker and Michael D Whinston (2022) “Concentration thresholds for horizontal mergers,” *American Economic Review*, 112 (6), 1915–1948.
- Prager, Robin A and Timothy H Hannan (1998) “Do substantial horizontal mergers generate significant price effects? Evidence from the banking industry,” *The Journal of Industrial Economics*, 46 (4), 433–452.
- Shapiro, Carl (2010) “The 2010 horizontal merger guidelines: From hedgehog to fox in forty years,” *Antitrust LJ*, 77, 49.

- Spiegel, Yossi (2021) “The Herfindahl-Hirschman Index and the Distribution of Social Surplus,” *The Journal of Industrial Economics*, 69 (3), 561–594.
- Valletti, Tommaso and Hans Zenger (2021) “Mergers with differentiated products: Where do we stand?” *Review of Industrial Organization*, 58, 179–212.
- Weyl, E Glen and Michal Fabinger (2013) “Pass-through as an economic tool: Principles of incidence under imperfect competition,” *Journal of political economy*, 121 (3), 528–583.