

# Reconfigurable Intelligent Surface Aided Vehicular Edge Computing: Joint Phase-shift Optimization and Multi-User Power Allocation

Kangwei Qi, Qiong Wu, *Senior Member, IEEE*, Pingyi Fan, *Senior Member, IEEE*,  
Nan Cheng, *Senior Member, IEEE*, Wen Chen, *Senior Member, IEEE*, and Khaled B. Letaief, *Fellow, IEEE*

**Abstract**—Vehicular edge computing (VEC) is an emerging technology with significant potential in the field of internet of vehicles (IoV), enabling vehicles to perform intensive computational tasks locally or offload them to nearby edge devices. However, the quality of communication links may be severely deteriorated due to obstacles such as buildings, impeding the offloading process. To address this challenge, we introduce the use of Reconfigurable Intelligent Surfaces (RIS), which provide alternative communication pathways to assist vehicular communication. By dynamically adjusting the phase-shift of the RIS, the performance of VEC systems can be substantially improved. In this work, we consider a RIS-assisted VEC system, and design an optimal scheme for local execution power, offloading power, and RIS phase-shift, where random task arrivals and channel variations are taken into account. To address the scheme, we propose an innovative deep reinforcement learning (DRL) framework that combines the Deep Deterministic Policy Gradient (DDPG) algorithm for optimizing RIS phase-shift coefficients and the Multi-Agent Deep Deterministic Policy Gradient (MADDPG) algorithm for optimizing the power allocation of vehicle user (VU). Simulation results show that our proposed scheme outperforms the traditional centralized DDPG, Twin Delayed Deep Deterministic Policy Gradient (TD3) and some typical stochastic schemes.

**Index Terms**—Reconfigurable intelligent surface (RIS), vehicular edge computing (VEC), power allocation, phase-shift, multi-agents deep reinforcement learning (MA-DRL).

## I. INTRODUCTION

WITH the rapid development of internet of vehicles (IoV), vehicle edge computing (VEC), as a cutting-edge technology, is becoming an important solution to support real-time vehicle computing [1], [2]. Vehicle devices are usually equipped with limited processors and memory,

which limits their capability to process complex algorithms and large data [3]. For example, high-precision real-time positioning services or driver assistance systems that are relied on real-time video analysis require significant computational resources, which may be beyond the capabilities of commonly deployed in-vehicle computing resources [4], [5]. However, VEC allows vehicles to offload tasks to edge servers with abundant computing and storage resources so that various functions of the vehicle can be achieved [6].

Despite extensive research in VEC, challenges remain, particularly in urban environments where communication between vehicle users (VUs) and base stations (BSs) can be obstructed by buildings and other obstacles. These factors lead to attenuation and multipath effects on the wireless signals, which in turn affect the stability of the communication links and the transmission rate [7], [8], [9], [10], [11], [12], [13], [14], [15], [16], [17], [18], [19]. In addition, communication between vehicles and infrastructure needs to be supported by sufficient bandwidth, especially for some applications requiring real-time updates, such as traffic flow monitoring or cooperative driving between vehicles. In high-density urban areas or during peak traffic hours, bandwidth may be limited, which can affect the timely transmission and processing of data for each vehicle [20], [21], [22], [23], [24], [25], [26].

Recently, Reconfigurable Intelligent Surface (RIS) technology has demonstrated significant advantages in enhancing network quality by providing additional communication pathways [35]. RIS can dynamically adjust phase-shift to improve communication link quality, thereby enabling better task offloading to edge computing servers [36], [37]. Therefore, the integration of RIS into VEC systems is a research avenue that deserves to be explored extensively.

However, optimizing the phase-shift of RIS is constrained by hardware conditions, which restrict the phase-shift to a finite set of values. In [38], He *et al.* have tackled the RIS phase-shift optimization problem using algorithms like Block Coordinate Descent (BCD), Alternating Optimization (AO), and Semi-definite Relaxation (SDR). However, these algorithms above have a high time complexity and make the RIS phase-shift coefficients adjustment be difficult in time [39]. In parallel, artificial intelligence (AI) has been applied to various engineering fields after rapid development. Deep Reinforcement Learning (DRL), as a type of AI, integrates deep learning (DL) and reinforcement learning (RL) methods, and becomes a promising technique that learns through the

This work was supported in part by the National Natural Science Foundation of China under Grant No. 61701197, in part by the National Key Research and Development Program of China under Grant No.2021YFA1000500(4), in part by the 111 Project under Grant No. B12018.

Kangwei Qi, Qiong Wu are with the School of Internet of Things Engineering, Jiangnan University, Wuxi 214122, China. (e-mail: kangweiqi@stu.jiangnan.edu.cn, qiongwu@jiangnan.edu.cn).

Pingyi Fan is with the Department of Electronic Engineering, Beijing National Research Center for Information Science and Technology, Tsinghua University, Beijing 100084, China (e-mail: fpy@tsinghua.edu.cn).

Nan Cheng is with the State Key Lab. of ISN and School of Telecommunications Engineering, Xidian University, Xi'an 710071, China (e-mail: dr.nan.cheng@ieee.org).

Wen Chen is with the Department of Electronic Engineering, Shanghai Jiao Tong University, Shanghai 200240, China (e-mail: wuchen@sjtu.edu.cn).

K. B. Letaief is with the Department of Electrical and Computer Engineering, the Hong Kong University of Science and Technology (HKUST), Hong Kong (email: eekhaled@ust.hk).

interaction of an intelligent body with its environment [40], [41], [42], [43]. It can effectively and quickly solve some non-convex problems with high complexity [27], [28], [29], [30], [31], [32], [33], [34].

There are a number of challenges to leveraging RIS in vehicular communication environments. Firstly, the scenarios are complex and multiple VUs may exist, which can put pressure on training. Second, due to the high-speed mobility of vehicles, their locations are constantly changing, so the distances between the RIS and the VU, and between the VU and the BS, change over time, which affects the quality of the link between them [44]. Thirdly, the task arrival of each VU is random in practice. Fourthly, phase-shift optimization of RIS is complex, since RIS and VU are not the same type of agents, they may have different actions. That means we have to overcome the phase-shift optimization training of RIS first. Fifth, we should not only consider the power allocation problem of each VU, but also consider the buffer size at the same time. Sixth, how to combine the RIS phase-shift coefficient optimization with the VU power allocation problem is a challenging problem.

The joint optimization of RIS phase-shift and power allocation for multiple VUs is too complex, and centralized algorithms can not work effectively in such dynamic settings [8]. In order to solve the problems mentioned above, we propose a novel power allocation and phase-shift optimization scheme for RIS-assisted vehicular communication. By using the modified Multi-Agent Deep Deterministic Policy Gradient (MADDPG) algorithm for VU power allocation and the Deep Deterministic Policy Gradient (DDPG) algorithm for RIS phase-shift optimization. The contributions of this work can be summarized as follows<sup>1</sup>:

- 1) A system model enhance VEC with RIS technique is proposed where the vehicle is in motion, the communication link is affected by obstacles, resulting in degradation of the link quality, and the VU ensures the capability of edge computing by offloading the tasks to the edge servers using RIS.
- 2) We investigate the joint RIS phase-shift coefficient optimization and VU power allocation in RIS-assisted the VEC. It is formulated as an optimization problem with the objective of minimizing the power consumption and buffer length of the VUs. However, due to various constraints, this is an intractable mixed integer non-convex problem.
- 3) We decompose the optimization problem into two sub-problems, firstly, RIS is used as an auxiliary tool which aims to maximize the information transfer rate of the VUs by adjusting the phase-shift coefficients, so we first optimize the phase-shift coefficients of RIS by a centralized DDPG algorithm trained to obtain the phase-shift optimization model. Secondly, for the power allocation of VUs, we consider multiple users and use the modified MADDPG algorithm to solve the power allocation problem.

- 4) Extensive simulations are used to demonstrate that our proposed scheme significantly outperforms traditional centralized DDPG and Twin Delayed Deep Deterministic Policy Gradient (TD3) schemes as well as some typical stochastic schemes in terms of power consumption and buffer length.

The rest of the paper is organized as follows: Section II reviews related work on VEC and RIS. Section III describes the system model and problem formulation. Section IV and V presents the proposed optimization framework and algorithms. Section VI provides simulation results and analysis. Finally, Section VII concludes the paper.

## II. RELATED WORK

In this section, we first review related work on DRL-based offloading schemes for mobile edge computing (MEC), and then review existing work on RIS-assisted VEC offloading.

### A. DRL-based Offloading Scheme for MEC

In [45], Liu *et al.* explored vehicle-assisted MEC networks and proposed a reinforcement learning-based offloading scheme to optimize task offloading and resource allocation. In [46], Huang *et al.* proposed a Deep Reinforcement Learning-based Online Offloading framework (DROO) for solving the task offloading problem in wireless-powered MEC networks. A expandable solution is achieved through Deep Q-Networks (DQN), which obviates the need to solve joint optimization problems and significantly reduces the computational complexity. In [47], Zhan *et al.* explored the task offloading problem in VEC networks and proposed an offloading scheduling method based on Deep Q Networks (DQN) to optimize task scheduling and resource allocation. In [48], Zheng *et al.* combined wireless power transfer (WPT) and multi-access edge computing (MAEC) to overcome energy and computational limitations in wireless devices. They proposed a DRL-based algorithm to minimize total computational delay (TCD) in WP-MEC networks by optimizing offloading decisions, WPT duration, and transmission duration, achieving near-optimal performance with low computational complexity in fast-fading channels. In [49], Alam *et al.* addressed computational offloading in high-mobility Internet of Vehicles (IoV) environments, ensuring latency, energy, and cost requirements. They proposed a cooperative three-tier decentralized Vehicle Assisted MAEC network and applied the Multi-Intelligent Deep Reinforcement Learning based Hungarian Algorithm (MADRLHA) to optimize dynamic task offloading, enhancing network performance and robustness. In [50], Liu *et al.* examined vehicular task offloading systems using reinforcement learning (RL) and DRL techniques, focusing on edge cloud (EC) and vehicular cloud (VC) computing. They categorized existing solutions involving MEC servers, nearby vehicles, and hybrid MEC (HMEC), summarizing lessons learned and outlining challenges for future research. In [51], Zhu *et al.* proposed a decentralized DRL framework to optimize power allocation in multi-input multi-output and non-orthogonal multiple access (MIMO-NOMA) VEC systems, addressing uncertainties in channel conditions and stochastic

<sup>1</sup>The source code has been released at: <https://github.com/qiongwu86/DDPG-RIS-MADDPG-POWER>

task arrivals. In [52], Tang *et al.* addressed the challenge of dynamic and efficient offloading decisions in VEC environments by proposing a Dynamic Framing Offloading algorithm based on Double Deep Q-Network (DFO-DDQN). It aims to minimize total delay and waiting time for compute-intensive tasks from multiple moving vehicles by optimizing offloading decisions at the subtask level in a frame-based model. In [53], Liu *et al.* explored collaborative task computing and dynamic resource allocation in VEC using an asynchronous deep reinforcement learning algorithm. It aims to optimize task offloading and resource management across vehicles, edge servers, and cloud environments. In [54], Ju *et al.* proposed NOMA-assisted secure offloading in VEC networks. It optimizes transmit power, resource allocation, and jammer vehicle selection to minimize energy consumption while meeting computation delay constraints. Using an A3C learning algorithm, the Energy-Efficiency Secure Offloading (EESO) scheme adapts dynamically to VEC environments, improving energy efficiency and ensuring security with low computation delay. In [55], Wu *et al.* presented a 5G-based vehicle-aware MAEC network, and proposed a deep reinforcement learning-based joint computation offloading and task migration optimization algorithm to optimize computation offloading and task migration. Experimental results demonstrated that it effectively reduces task delays, energy consumption, and improves resource utilization compared to alternative policies.

### B. RIS-assisted Offloading Scheme for MEC

In [56], Zhang *et al.* introduced large-scale model (LM) techniques in IoV to tackle coverage challenges in dynamic wireless networks. They proposed a hybrid beamforming method using DRL to optimize beamforming with RIS and BS, demonstrating improved system throughput and coverage. In [57], Zhang *et al.* explored NOMA techniques with RIS in IoV to enhance signal transmission. They proposed power allocation schemes optimizing channel gain and data rate by adjusting RIS reflector units, enhancing system capacity and ensuring quality of service (QoS). In [58], Muhammad *et al.* investigated Zero-Energy RIS (ze-RIS) for vehicular computational offloading in 6G networks. They proposed a DRL-driven RIS-assisted energy-efficient task offloading (DREEO) scheme to save energy and time through power and offloading mechanism control. In [59], Chen *et al.* introduced MEC and RIS in IoT for low-latency task offloading. They developed an MEC-NOMA framework and RIS-assisted channel allocation algorithms to optimize offloading delays and transmission rates. In [60], Mao *et al.* applied RIS techniques in wirelessly powered MEC networks to improve energy efficiency and task offloading. They proposed an iterative algorithm to optimize upstream and downstream beamforming, transmission power, RIS time allocation, and IoT device computation frequency for maximizing total computation bits. In [61], Dai *et al.* integrated RIS with edge computing in 6G networks to enhance wireless communication efficiency and support low-latency applications. It introduces a deep reinforcement learning-based computation offloading scheme to minimize mobile device offloading latency, demonstrating improved data

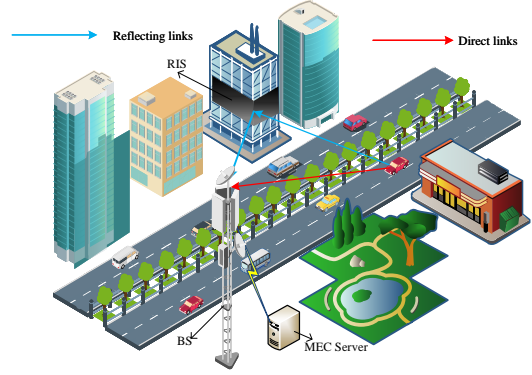


Fig. 1. RIS aided vehicular edge computing

rates and reduced task execution times through RIS-aided enhancements. In [62], Hazarika *et al.* investigated an IoV network integrating MAEC servers at BSs with RISs for enhanced uplink and downlink transmissions. It employs a MA-DRL framework using Markov game theory to optimize task offloading decisions, improving network utility and communication quality significantly over existing methods. In [63], Xu *et al.* explored the integration of RIS into MEC networks, focusing on maximizing the sum computation rate. It proposes a DRL-based approach, specifically employing the TD3 algorithm, to optimize RIS phase shifts and energy partition strategies for Internet of Things devices (IoTDs). In [64], Ning *et al.* developed a DRL framework to jointly optimize computational edge servers, RIS deployment, and beamforming matrices in VEC networks, aiming to maximize the weighted sum throughput of Vehicular User Equipments (VUEs) while constraining latency within defined thresholds.

As mentioned above, in terms of designing RIS-assisted VEC power allocation and phase-shift optimization, this is the first time that we shall decompose this problem into two sub-problems and then find their solutions by DRL.

## III. SYSTEM MODEL AND PROBLEM FORMULATION

### A. Scenario

As shown in Fig. 1, we consider a RIS-assisted VEC network with multiple users, where the BS is with  $M$  antennas and a VEC server, and the VU has a single antenna. Since the VU has limited computational resources, it can offload some tasks to the VEC server for processing. When the VU's link is blocked, the quality of its communication link with the BS is degraded, in which case the RIS with  $N$  reflective elements can help the VU offload tasks to the edge device (It assumes that two links existing simultaneously, i.e., the VU communicates with the BS via the RIS and the VU communicates directly with the BS). Let us consider an urban road environment where the RIS is deployed on a building on one side of the road, where there are  $K$  VUs, represented in the set as  $\mathcal{K} = \{1, 2, \dots, K\}$ . The VUs have the flexibility to offload tasks for processing or local execution, and in addition, we divide the task processing into  $T$  equal discrete time slots  $\Delta t$ , denoted by  $\mathcal{T} = \{1, 2, \dots, T\}$ . At each time slot  $t$  in  $\mathcal{T}$ ,



the vehicle randomly generates a task whose arrival follows a Poisson distribution with an arrival rate of  $\eta$ . Note that we consider quasi-static scenarios, i.e., the channel conditions remain constant within a time slot but may change between neighboring time slots.

### B. Queue Model

For VU  $k$ , we assume that its task arrival rate at time slot  $t$  is  $\eta_k(t)$ , which follows a Poisson distribution, so one can calculate the tasks of VU  $k$  during time slot  $t$  as

$$a_k(t) = \eta_k(t) \times \Delta t. \quad (1)$$

The arriving tasks will be saved in the buffer, and processed at time slot  $t + 1$ , thus the buffer length of VU  $k$  at time slot  $t + 1$  is given by

$$q_k(t + 1) = [q_k(t) - q_{k,o}(t) - q_{k,l}(t)]^+ + a_k(t), \quad (2)$$

where  $q_{k,o}(t)$  and  $q_{k,l}(t)$  denote the amount of tasks processed by task offloading and locally, respectively. Note that  $[x]^+ = \max(0, x)$ .

### C. Offloading Model

In the proposed model, it is assumed that the location of the  $k$ th vehicle is  $(x_k^t, y_k^t, z_k^t)$  at time slot  $t$ , and the coordinates of the BS and the RIS are  $(BS_x, BS_y, BS_z)$  and  $(RIS_x, RIS_y, RIS_z)$ , respectively. Therefore, the channel gain between the  $k$ th VU and BS at slot  $t$  is

$$\mathbf{h}_{k,b}^t = \sqrt{\rho(d_{k,b}^t)^{-\alpha_{k,b}}} \mathbf{g}_{k,b}^t, \quad (3)$$

where  $\rho$  is the path loss constant for the reference distance  $d_0 = 1m$ ,  $d_{k,b}^t$  is the geometric distance between the  $k$ th VU and the BS at slot  $t$ , and  $\alpha_{k,b}$  is the corresponding path loss exponent.  $\mathbf{g}_{k,b}^t$  is the frequency-dependent small-scale fading power component, which is assumed to be exponentially distributed with unit mean.

Due to the link between BS and RIS is line-of-sight (LoS), the link between RIS and the vehicles is the same, therefore, these communication links undergo small-scale fading, which is modeled as the Rician fading with the pure LoS component [65], [66]. Since both the RIS and the BS are deployed at a fixed location, the RIS-BS link will remain static. Therefore, we can obtain the channel gain  $\mathbf{h}_{r,b}$  between the RIS and BS as

$$\mathbf{h}_{r,b} = \sqrt{\rho(d_{r,b})^{-\alpha_{r,b}}} \sqrt{\frac{R}{1+R}} \mathbf{h}_{r,b}^{LoS}. \quad (4)$$

where  $d_{r,b}$  is the geometric distance from the RIS to the BS,  $\alpha_{r,b}$  is the path loss exponent of the RIS-BS link, and  $R$  is the Rician coefficient associated with small-scale fading. LoS components  $\mathbf{h}_{r,b}^{LoS}$  is defined as follows:

$$\mathbf{h}_{r,b}^{LoS} = [1, e^{-j\frac{2\pi}{\lambda} d_r \sin(\theta_{r,b})}, \dots, e^{-j\frac{2\pi}{\lambda} (N-1) d_r \sin(\theta_{r,b})}]^T, \quad (5)$$

where  $\lambda$  is the carrier wave length,  $d_r$  is the interval between RIS elements, and  $\theta_{r,b}$  is the departure angle of the signal

from the RIS to the BS. Similarly, the channel gain  $\mathbf{h}_{k,r}^t$  from the  $k$ th VU to the RIS at time slot  $t$  is defined as

$$\mathbf{h}_{k,r}^t = \sqrt{\rho(d_{k,r}^t)^{-\alpha_{k,r}}} \sqrt{\frac{R}{1+R}} \mathbf{h}_{k,r}^{LoS}, \forall k \in K, \forall t \in T. \quad (6)$$

Here,  $d_{k,r}^t$  is the geometric distance between the  $k$ th vehicle and the RIS at time slot  $t$ , and  $\alpha_{k,r}$  is the path loss exponent between the vehicle and the RIS. Note that  $\mathbf{h}_{k,r}^{LoS}$  is expressed as follows

$$\mathbf{h}_{k,r}^{LoS} = [1, e^{-j\frac{2\pi}{\lambda} d_r \sin(\theta_{k,r}^t)}, \dots, e^{-j\frac{2\pi}{\lambda} (N-1) d_r \sin(\theta_{k,r}^t)}]^T, \quad (7)$$

where  $\theta_{k,r}^t$  is the arrival angle of the signal from the  $k$ th vehicle to the RIS at time slot  $t$ .

In this paper, we consider direct communication links co-existing with RIS-assisted communication links. Thus, we can obtain the signal-to-noise ratio (SNR) between the  $k$ th VU and the BS at time slot  $t$  as

$$\gamma_k(t) = \frac{P_{k,o}^t |(\mathbf{h}_{r,b})^H \Theta^t \mathbf{h}_{k,r}^t + \mathbf{h}_{k,b}^t|^2}{\sigma^2}, \forall k \in K, \forall t \in T \quad (8)$$

where  $P_{k,o}^t \in [0, P_{\max,o}]$  is the offloading power of  $k$ th VU at time slot  $t$ , and  $\sigma^2$  is thermal noise power. The diagonal phase-shift matrix of RIS is  $\Theta^t = \text{diag}[\beta_1 e^{j\theta_1^t}, \dots, \beta_n e^{j\theta_n^t}, \dots, \beta_N e^{j\theta_N^t}]$ ,  $\forall n \in [1, N]$ ,  $\beta_n \in [0, 1]$ . Due to hardware constraint, phase-shift can only be selected from a finite discrete value set  $\theta_n^t \in \Phi = \{0, \frac{2\pi}{2^b}, \dots, \frac{2\pi(2^b-1)}{2^b}\}$ , where  $b$  controls the grid of phase-shift.

When VU  $k$  chooses to offload tasks to the VEC server associated with the BS, based on the formula (7), we can obtain the number of offloaded tasks processed by VU  $k$  at time slot  $t$  as

$$q_{k,o}(t) = \Delta t \times W \log_2(1 + \gamma_k(t)), \quad (9)$$

where  $W$  represents the sub-channel bandwidth.

### D. Local Execution

When VU  $k$  selects to process tasks locally, we can obtain the size of tasks that can be processed locally at time slot  $t$  as

$$q_{k,l}(t) = \Delta t f_k(t) / L, \quad (10)$$

where  $L$  is denoted as the CPU frequency required to process one bit of task,  $f_k(t) \in [0, F_{\max}]$  is the CPU frequency scheduled by utilizing DVFS technology to adjust the chip voltage [67], i.e.,

$$f_k(t) = \sqrt[3]{p_{k,l}(t)/c}, \quad (11)$$

where  $p_{k,l}(t) \in [0, P_{\max,l}]$  is the local execution power of VU  $k$  at time slot  $t$ , and  $c$  is the effective selection capacitance.

### E. Problem Formulation

The target is to minimize the power consumption of task offloading and local processing as well as buffer length. Therefore, the multi-objective optimization problem for each VU  $k$  can be formulated as follows:

$$P1: \min_{\theta_n^t, p_{k,o}(t), p_{k,l}(t)} \left\{ \frac{1}{T} \sum_{t=1}^T (p_{k,o}(t) + p_{k,l}(t) + q_k(t)) \right\}, \quad (12a)$$

$$\text{s.t. } 0 < p_{k,o}(t) < P_{\max,o}, \forall k \in \mathcal{K}, \forall t \in \mathcal{T}, \quad (12b)$$

$$0 < p_{k,l}(t) < P_{\max,l}, \forall k \in \mathcal{K}, \forall t \in \mathcal{T}, \quad (12c)$$

$$\theta_n^t \in \Phi, \forall n \in \mathcal{N}, \forall t \in \mathcal{T}, \quad (12d)$$

where (12b) and (12c) represent the power constraints for VU  $k$  when offloading tasks and processing tasks locally, respectively. Due to the limitation of RIS hardware, the size of RIS phase-shift can only be selected within a limited range constrained by (12d). Furthermore, the objective function is non-convex, so this optimization problem is difficult to be solved. To better address this issue, we propose a novel framework by combining the modified MADDPG algorithm with the centralized DDPG algorithm. Since the RIS phase-shift controller and VUs are not the same type of agents, their actions and reward are also different. Therefore, we will first use the DDPG algorithm to obtain the optimal coefficient of phase-shift, and then obtain the optimal power allocation scheme through the modified MADDPG algorithm.

## IV. RIS PHASE-SHIFT OPTIMIZATION BASED ON DDPG

RIS is used as a tool to assist vehicle communication, and its goal is to maximize the information transmission rate of the vehicle by constantly adjusting the phase-shift coefficients to improve the performance of the system. Firstly, we fix the offloading power of the VUs, and then with the objective of maximizing the information transmission rate of the VU communication link, we use the DDPG algorithm to train the phase-shift of the RIS, so as to obtain the optimal phase-shift coefficients of the RIS. Thus, the phase-shift coefficient optimization problem for RIS can be expressed as:

$$P2: \max_{\theta_n^t} \log_2(1 + \gamma_k(t)), \quad (13a)$$

$$\text{s.t. } p_{k,o}(t) = P_{\max,o}, \forall k \in \mathcal{K}, \forall t \in \mathcal{T}, \quad (13b)$$

$$\theta_n^t \in \Phi, \forall n \in \mathcal{N}, \forall t \in \mathcal{T}, \quad (13c)$$

### A. DDPG for RIS Phase-shift Coefficients

The BS acts as an agent interacting with the RIS-assisted vehicular network and adjusts the phase-shift coefficients of the RIS according to its strategy, aiming at solving the optimization problem P2. At time slot  $t$ , the BS obtains the current state  $s_t$ , and then obtains the corresponding action based on the current selected strategy, and transit to the next state  $s_{t+1}$  and also obtains the reward  $r_t$ . this process can be formulated as  $e_t = (s_t, a_t, r_t, s_{t+1})$ . The relevant state space, action space, and reward function in this model are represented as follows:

---

### Algorithm 1: Training Stage of DDPG-based RIS Phase-shift Optimization

---

**Input:**  $\gamma, \tau, \theta_\mu, \theta_Q$

**Output:** optimized  $\theta_{\mu^*}, \theta_{Q^*}$

Randomly initialize the  $\theta_\mu, \theta_Q$ ;

Initialize target networks by  $\theta_{\mu^*} \leftarrow \theta_\mu, \theta_{Q^*} \leftarrow \theta_Q$ ;

Initialize replay experience buffer  $\mathcal{D}$ ;

**for each episode do**

Reset simulation parameters for the system model;

Receive initial observation state  $s_1$ ;

**for each time step  $t$  do**

Generate RIS phase-shift coefficients according to the current policy and exploration noise

$$a_t = \mu(s; \theta_\mu) + \Delta_n;$$

Execute action  $a_t$ , observe reward  $r_t$  and new state  $s'_t$  from the system model;

Store transition  $(s_t, a_t, r_t, s'_t)$  in  $\mathcal{D}$ ;

**if number of tuples in  $\mathcal{D}$  is larger than  $I$  then**

Randomly sample a mini-batch of  $I$

transitions tuples from  $\mathcal{D}$ ;

Update the critic network by minimizing the loss function according to Eq. (15);

Update the actor network according to Eq. (17);

Update target networks according to Eqs. (18) and (19).

---

**State space:** the state obtained by the BS at time slot  $t$  consists of the following components: phase-shift coefficient of the RIS  $\theta_n^t$ , planar coordinate position of the VU  $k$   $(x_k^t, y_k^t)$ . In addition, through equation (8), the SNR of VU  $k$  at time slot  $t$ , i.e.  $\gamma_k(t-1)$ , depends on  $h_{r,b}$  and  $h_{k,r}^t$ , which reflects the channel uncertainty of the VU at time slot  $t$ . Therefore, the state space of the agent is  $s_t = [\theta_1^t, \dots, \theta_N^t, x_1^t, y_1^t, \dots, x_K^t, y_K^t, \gamma_1(t-1), \dots, \gamma_K(t-1)]$ .

**Action space:** the BS acts as an agent whose action space is defined as  $a_t = \{\theta_1^t, \dots, \theta_n^t, \dots, \theta_N^t\}$  and  $\theta_n^t$  is the phase-shift of the  $n$ th element of the RIS at time slot  $t$ . The BS maximizes the information transfer rate of the VU by adjusting the phase-shift of the RIS.

**Reward function:** the reward function represents the objective to be optimized, in this subsection, we mainly optimize the information transmission rate of the VU by adjusting the RIS phase-shift coefficients and add a weighting factor  $w$  to balance the reward, so the reward function is set as

$$r_t = w \log_2(1 + \gamma_k(t)) \quad (14)$$

### B. Concept of DDPG Algorithm

For high-dimensional state spaces, DDPG can be used to predict appropriate actions given the current state by deep neural networks that can learn complex features and patterns of the state. Therefore for the high-dimensional state and action space in this model, we use DDPG for training, and

after obtaining the continuous action values, we can obtain the appropriate RIS phase-shift coefficients by scaling and rounding. In the DDPG algorithm, the state space and action space are usually represented by a deep neural network with two networks, actor and critic: the actor network is used to learn the strategy (i.e., action selection), and its goal is to maximize the estimation of the action value by the critical network, and the critical network is used to evaluate the value of the strategy, and learns to assess the evaluation by means of supervised learning merit of the actions output by the actor network. In addition, the DDPG algorithm uses a target actor network and a target critic network in order to ensure the stability of the algorithm. The network structure of these two networks is the same as that of the actor and critic networks, respectively.

Firstly, initialize the parameters  $\theta_\mu$  and  $\theta_Q$  of actor network  $\mu(s; \theta_\mu)$  and critical network  $Q(s, a; \theta_Q)$ , and set the parameters  $\theta_{\mu'}$  and  $\theta_{Q'}$  of target actor network  $\mu'(s; \theta_{\mu'})$  and target critic network  $Q'(s, a; \theta_{Q'})$ , respectively. Then, at each time slot  $t$ , action  $a_t$  is selected based on the current strategy  $\mu$  and exploration noise  $\Delta n$ , while the reward and next state are observed by executing the action. Next, the experience of each step is stored in the experience buffer for random sampling training. At each time slot  $t$ , when the buffer length is greater than  $I$ , a batch of data is sampled from the experience replay buffer  $\mathcal{D}$  which is used to update the parameters of the critic network to minimize the loss function

$$\mathcal{L}(\theta_Q) = \frac{1}{I} \sum_i (y_i - Q(s_i, a_i; \theta_Q))^2, \quad (15)$$

where the target value can be calculated as

$$y_i = r_i + \gamma Q'(s_{i+1}, \mu'(s_{i+1}; \theta_{\mu'}); \theta_{Q'}). \quad (16)$$

At the same time, the actor network parameter  $\theta_\mu$  is updated according to the gradient of the critic network

$$\nabla_{\theta_\mu} J \approx \frac{1}{I} \sum_i \nabla_a Q(s, a; \theta_Q)|_{s=s_i, a=\mu(s_i)} \nabla_{\theta_\mu} \mu(s; \theta_\mu)|_{s_i} \quad (17)$$

where  $J$  is the target function of actor at the end of each time slot  $t$ , the target network parameters  $\theta_{\mu'}$  and  $\theta_{Q'}$  are softly updated to gradually approach the network parameters  $\theta_\mu$  and  $\theta_Q$  by the following parameter update process:

$$\theta_{Q'} \leftarrow \tau \theta_Q + (1 - \tau) \theta_{Q'} \quad (18)$$

$$\theta_{\mu'} \leftarrow \tau \theta_\mu + (1 - \tau) \theta_{\mu'} \quad (19)$$

where  $\tau$  is a soft update factor.

Finally, after updating all the parameters, the above steps are repeated until a predetermined number of training episodes is reached or the stopping condition is satisfied. The related pseudo-code is shown in Algorithm 1.

## V. POWER ALLOCATION OPTIMIZATION BY MODIFIED MADDPG ALGORITHM

In this section, we will describe in detail the multi-agent environment and its associated states, actions and rewards, and finally, we will discuss the proposed MARL algorithm

---

### Algorithm 2: Modified MADDPG Algorithm for Power Allocation

---

```

Start environment simulator, generate vehicles and load
RIS phase-shift model;
Initialize global critic networks  $Q_{\psi_1}^{g1}$  and  $Q_{\psi_2}^{g2}$ ;
Initialize target global critic networks  $Q_{\psi_1'}^{g1}$  and  $Q_{\psi_2'}^{g2}$ ;
Initialize each agent's policy and critic networks;
for each episode do
  Reset or update simulation parameters for the
  RIS-assisted VEC system;
  for each time step  $t$  do
    Obtaining the corresponding RIS phase-shift
    coefficients through the RIS phase-shift
    model;
    for each agent  $k$  do
      Observe  $s_k^t$  and select action  $a_k^t = \pi_\theta(s_k^t)$ 
      Receive local reward  $r_{k,l}^t$ ;
     $s = (s_1, s_2, \dots, s_K)$  and  $\mathbf{a} = (a_1, a_2, \dots, a_K)$ ;
    Receive global reward  $r_g^t$ ;
    Store  $(s^t, s^t, \mathbf{r}_l^t, r_g^t, s^{t+1})$  in replay buffer  $\mathcal{D}$ ;
  if the size of the replay buffer is larger than  $I$  then
    Randomly sample mini-batch of  $I$  transitions
    tuples from  $\mathcal{D}$ ;
    Update global critics by minimizing the loss
    according to Eq.(18);
    Update global target networks parameters:
     $\psi_j' \leftarrow \tau \psi_j + (1 - \tau) \psi_j', j = 1, 2$ ;
    if episode mod  $d$  then
      Train local critics and actors;
      for each agent  $k$  do
        Update local critics by minimizing the
        loss according to Eq.(25);
        Update local actors according to
        Eq.(17);
        Update local target networks
        parameters:  $\theta_k' \leftarrow \tau \theta_k + (1 - \tau) \theta_k'$ ,
         $\phi_k' \leftarrow \tau \phi_k + (1 - \tau) \phi_k'$ ;

```

---

and its associated formulations. To be clear, our proposed framework for single-agent reinforcement learning and multi-agent reinforcement learning (SARL-MARL) is shown in Fig. 2.

#### A. Power Allocation Model for VEC

In the previous section, the BS acted as an agent and interacted with the environment, whereas in this section, we take the VU as an agent and use a multi-agent approach to interact with the environment and obtain power allocation decisions through corresponding strategies. Similarly, the relevant state space, action space, and reward function in this model are represented as follows:

**State space:** At time slot  $t$ , the state of each VU  $k$  (agent  $k$ ) consists of the following components: buffer length  $q_k(t)$ , the size of offloaded executed tasks  $q_{k,o}(t)$ , the size of locally executed tasks  $q_{k,l}(t)$ , and the offloaded and locally

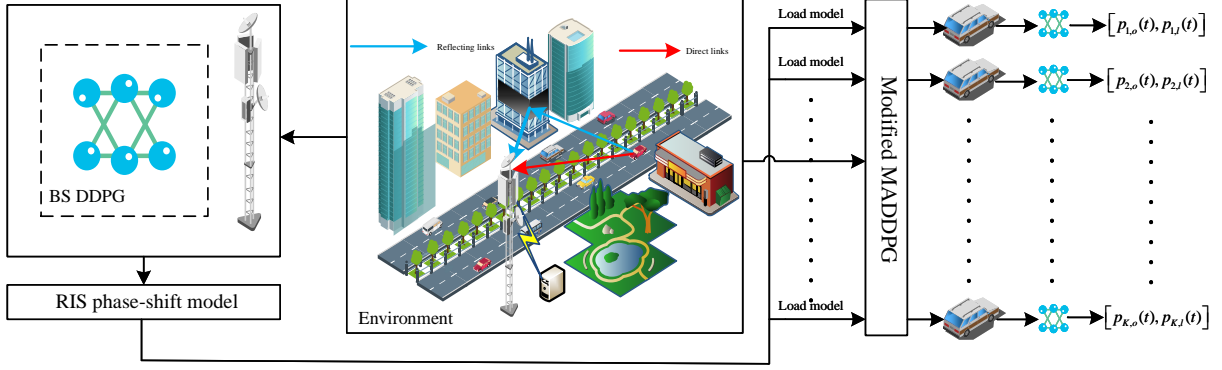


Fig. 2. The proposed SARL-MARL framework. The framework contains a centralized DDPG model for RIS phase-shift optimization and a multi-agent model for power allocation

processed task overflows  $q_{k,o}(t) + q_{k,l}(t) - q_k(t)$ , the SNR of VU  $k$  at time slot  $t$   $\gamma_k(t-1)$ . Therefore, the state space of the VU  $k$  at slot  $t$  can be formulated as  $s_k(t) = [q_k(t), q_{k,o}(t), q_{k,l}(t), q_{k,o}(t) + q_{k,l}(t) - q_k(t), \gamma_k(t-1)]$ .

**Action space:** as described above, agent  $k$  allocates the offloading power and the local power according to the corresponding policy, so that the action space of agent  $k$  at time slot  $t$  is defined as  $a_k(t) = [p_{k,o}(t), p_{k,l}(t)]$ .

**Reward function:** in our proposed scheme, there are two aspects of rewards for each agent, one is the global reward reflecting the cooperation among agents, and the other is the local reward that is to help each agent to explore the optimal power allocation scheme. In DRL, rewards can be set flexibly, and a good reward can improve the performance of the system. Here, our goal is to optimize the agent  $k$ 's offloading and the local power level, as well as the corresponding buffer length. Thus the local and global rewards of VU  $k$  at time slot  $t$  are

$$r_{k,l} = -[w_1(p_{k,o}(t) + p_{k,l}(t)) + w_2 q_k(t)], \quad (20)$$

and

$$r_g = \frac{1}{K} \sum_{k \in K} r_{k,l}. \quad (21)$$

where  $w_1$  and  $w_2$  are the weighting factors to balance the relationship among the three different objectives.

### B. Multi-agent Deep Reinforcement Learning Algorithms

Based on DDPG algorithm, we propose a modified MADDPG algorithm that learns how to maximize both global and local rewards. It contains two main critics, one is a global critic, which is shared among all the agents and inputs the states and actions of all the agents to maximize the global reward; the other is local critic, which receives the states and actions of the specific agents and evaluates the its rewards. In addition, we consider the impact of approximation errors in strategy and value updates on the global critic in MADDPG algorithm. Similar to [68], to improve the MADDPG algorithm, we employ twin-delay deterministic strategy gradient to replace the global critic.

Specifically, we consider a vehicular environment with  $K$  vehicles (agents) and the policies for all agents are  $\pi = \{\pi_1, \pi_2, \dots, \pi_K\}$ . The agent  $k$ 's strategy  $\pi_k$ , Q-functions  $Q_{\phi_k}^k$  and twin global critic Q-functions ( $Q_{\psi_1}^{g1}$ ,  $Q_{\psi_2}^{g2}$ ) are parameterized by  $\theta_k$ ,  $\phi_k$ ,  $\psi_1$  and  $\psi_2$ , respectively. For each agent, the modified policy gradient can be written as

$$\nabla J(\theta_k) = \underbrace{\mathbb{E}_{\mathbf{s}, \mathbf{a} \sim \mathcal{D}} [\nabla_{\theta_k} \pi_k(a_k | s_k) \nabla_{a_k} Q_{\psi_j}^{g_j}(\mathbf{s}, \mathbf{a})]}_{\text{Global Critic}} + \underbrace{\mathbb{E}_{s_k, a_k \sim \mathcal{D}} [\nabla_{\theta_k} \pi_k(a_k | s_k) \nabla_{a_k} Q_{\phi_k}^k(s_k, a_k)]}_{\text{Local Critic}}, \quad (22)$$

where  $\mathbf{s} = (s_1, s_2, \dots, s_K)$  and  $\mathbf{a} = (a_1, a_2, \dots, a_K)$  are the total state and action vectors,  $\mathcal{D}$  is the replay buffer, and  $a_k = \pi_k(s_k)$  is the action which is chosen for agent  $k$  according to its own policy  $\pi_k$ . Then the twin global critic  $Q_{\psi_j}^{g_j}$  is updated to

$$L(\psi_j) = \mathbb{E}_{\mathbf{s}, \mathbf{a}, \mathbf{r}, \mathbf{s}'} [(Q_{\psi_j}^{g_j}(\mathbf{s}, \mathbf{a}) - y_g)^2], \quad j = 1, 2, \quad (23)$$

where

$$y_g = r_g + \gamma \min_{j=1,2} Q_{\psi_j}^{g_j}(\mathbf{s}', \mathbf{a}') \Big|_{a'_k = \pi'_k(s'_k)}. \quad (24)$$

Here,  $\pi' = \{\pi'_1, \pi'_2, \dots, \pi'_K\}$  is the target policy with parameter  $\theta' = \{\theta'_1, \theta'_2, \dots, \theta'_K\}$ . Similarly, the local critic  $Q_{\phi_k}^k$  of agent  $k$  is updated to

$$L^k(\psi_k) = \mathbb{E}_{s_k, a_k, r_k, s'_k} [(Q_{\phi_k}^k(s_k, a_k) - y_l^k)^2], \quad (25)$$

where

$$y_l^k = r_l^k + \gamma Q_{\phi_k}^k(s'_k, a'_k) \Big|_{a'_k = \pi'_k(s'_k)}. \quad (26)$$

The detailed MARL algorithm is described in the table Algorithm 2.

### C. Testing Stage

The testing phase omits the updating of various network parameters and gradients, and the optimal phase-shift coefficients and power allocation scheme will be obtained from the trained model. The pseudocode of the testing stage is shown in Algorithm 3.



---

**Algorithm 3:** Testing Stage for the proposed framework

---

**for each test episode do**  
 Reset simulation parameters for the VEC system model;  
 Obtaining RIS phase-shift optimization model correlation state  $s_{RIS}^1$ ;  
 Obtaining power allocation model correlation state  $s_{VU}^1$ ;  
**for each time step  $t$  do**  
 Generate the RIS phase-shift coefficients according to the optimal policy  
 $a_{RIS} = \mu(s_{RIS}^1; \theta_\mu^*)$ ;  
 Calculate the information transmission rate based on the RIS phase-shift coefficient;  
 Generate the power for local process and computation offloading according to the optimal policy  $a_{VU_k} = \pi_{\theta_k}(s_{VU_k}^1; \theta_k^*)$ ;  
 Execute action, observe reward and new state from the system model.

---

#### D. Complexity Analysis

In this section, we will analyze the complexity of the algorithm. The complexity is irrelevant since the RIS phase-shift model is obtained by training the DDPG algorithm and then loaded when training the VU power allocation model, rather than being trained simultaneously. Let  $G_A$  and  $G_C$  be the computational complexity of calculating the gradient for the actor network and the critic network, respectively, and  $U_A$  and  $U_C$  be the computational complexity of updating the parameters for the actor network and the critic network, respectively. Since the architecture of the target actor network and the target critic network is the same as the network structure of the two mentioned above, the associated computational gradient complexity and update parameter complexity are the same. Therefore, the complexity of the mentioned algorithms will be demonstrated as follows:

- *DDPG*:  $O((E \cdot S - I)(G_A + G_C + 2U_A + 2U_C))$
- *TD3*:  $O((E \cdot S - I)(G_A + G_C + 3U_A + 3U_C))$
- *Modified MADDPG*:

$$\underbrace{O(K \cdot (E \cdot S - I)(G_A + G_C + 2U_A + 2U_C))}_{\text{Local agent}} + \underbrace{O((E \cdot S - I)(2G_C + 4U_C))}_{\text{Global critic}}$$

where  $E$  is the algorithm training episode, and each episode contains  $S$  time slots for training, in addition, parameter updates and gradient computations are executed only when the tuples stored in the reply buffer is greater than  $I$ .

## VI. SIMULATION RESULTS

In this section, we perform simulation experiments to validate our proposed SARL-MARL scheme. The simulation tool is Python 3.9. To verify the performance of the proposed scheme, we compare it with the traditional centralized DDPG and TD3 algorithm. It is assumed that the vehicle is travelling

TABLE I  
VALUES OF THE PARAMETERS IN THE EXPERIMENTS.

Parameters of System Model			
Parameter	Value	Parameter	Value
$K$	8	$\eta$	3 Mbps
$N$	36	$\sigma^2$	-110 dBm
$b$	3	$\alpha_{r,b}$	2.5
$\alpha_{k,r}$	2.2	$W$	1 MHz
$L$	500 cycles/bit	$c$	$10^{-28}$
$F_{max}$	2.15 GHz	$P_{max,o}, P_{max,l}$	1 W
Parameters of DDPG and Modified MADDPG			
Parameter	Value	Parameter	Value
$\alpha_C$	0.001	$\alpha_A$	0.0001
$\omega_1$	1	$\omega_2$	0.2
$\omega$	1	$d$	2
$\gamma$	0.99	$\tau$	0.005
$I$	64	$\mathcal{D}$	$10^6$
$E$	1000	$S$	100

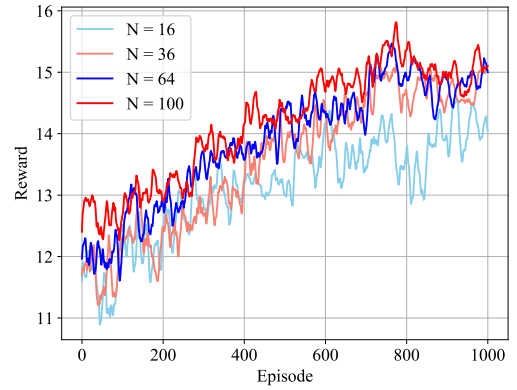


Fig. 3. Comparison of rewards for RIS phase-shift training

on an urban road and the position coordinates of the BS are (0,0,25) and the position coordinates of the RIS are (250, 220, 25). 8 vehicles are involved in the experiment, each with a randomly chosen speed within 10 to 15 m/s. The learning parameters of the DDPG scheme in Algorithm 1 and the modified MADDPG scheme in Algorithm 2 are basically same. The numbers of hidden layers for actor and critic networks are 2 and 3, respectively. The size of hidden layers for actor network is 512 and 256, and the size of hidden layers for critic network is 1024, 512 and 256. The key parameters are shown in Table I.

Fig. 3 illustrates the different rewards between different numbers of RIS elements when optimizing the RIS phase-shift by the DDPG algorithm, and the higher the number of RIS elements, the higher the reward value obtained. According to the reward we set is related to the information transmission rate of the VU, which indirectly reflects the influence of the number of RIS elements on the information transmission rate of the VU, but in practice, we cannot blindly deploy more RIS elements, the more RIS elements, the higher the computational complexity brought about, and we have to consider comprehensively to achieve the optimal effect.

Fig. 4 presents the comparison between the proposed



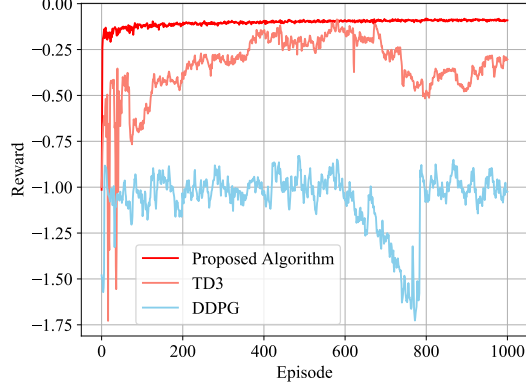


Fig. 4. Reward convergence for VU power allocation training

scheme and the TD3 and DDPG schemes in terms of reward convergence performance. The proposed scheme exhibits very stable convergence performance with less oscillations compared to the fully centralized TD3 and DDPG. TD3 and DDPG, as fully centralized approaches, require the observations and actions of all agents as inputs, which not only limits their capability to efficiently solve the individual performance problem, which may lead to sub-optimal rewards and unstable convergence situations, but also puts a base station server imposes a significant information burden. On the contrary, the proposed framework combines the advantages of the SARL and MARL algorithms and exhibits superior convergence performance. It is capable of effectively selecting local and global reward maximization strategies for all agents, thus promoting cooperation among agents and further improving the overall system performance.

In addition, to further explore the advantages of Algorithm 2, we observed the reward variations among different VUs, and from Fig. 5, we can observe that each agent exhibits a similar and stable reward curve, which is due to the fact that the phase shift coefficients of the RIS are invoked from the trained model, and the agents do not compete with each other, and all of them are aiming at reducing their own power consumption. However, it is unavoidable that the size or stability of the rewards may vary slightly due to the different positions or speeds of the agents in the environment. The key advantage of Algorithm 2 is that each VU chooses its actions based on its own state, and by setting the global critic, we ensure that the reward difference between VUs is not too large and can be kept stable. This design not only improves the overall collaborative efficiency of the system, but also ensures that each agent is able to make optimal decisions based on its unique conditions and goals in the collaborative effort.

Fig. 6 illustrates the variation of power consumption of each VU at different task arrival rates. It can be observed that the power consumption of our proposed SARL-MARL scheme increases with the task arrival rate. In contrast, the schemes without RIS assistance and with random RIS phase-shift have their power consumption slightly higher, highlighting the advantage of the DDPG algorithm for training the RIS phase-shifting coefficients. Finally, due to the relative advantage of

the improved MADDPG algorithm, all these schemes consume significantly less power than the DDPG and TD3 schemes. Since DDPG and TD3 are fully centralized methods, they may fall into sub-optimal solutions and thus fail to achieve a good power allocation scheme.

Fig. 7 shows the variation of buffer lengths for each VU at different task arrival rates. As the task arrival rate increases, the buffer lengths of all VUs also increase. In particular, the buffer length of the DDPG algorithm is relatively low because it consumes too much power to transmit buffer tasks. On the contrary, the TD3 algorithm fails to balance power consumption and buffer length effectively, leading to task stacking at larger task arrival rates. At time slot  $t$ , when the task arrival rate is 4M/bps, the instantaneous buffer length of the TD3 algorithm is truncated to 50Kb, but the actual buffer length pileup reaches 750 Kb. Our proposed scheme exhibits a relatively small buffer length with minimal power consumption, successfully balancing the relationship between power and buffer length.

Finally, in order to study the impact of each algorithm on different VUs in more depth, we have analyzed the power consumption versus buffer length for a task arrival rate of 3M/bps. As can be seen in Figs. 8 and 9, our proposed SARL-MARL scheme performs well in terms of power consumption and buffer length. The power consumption of each VU is kept at a low level, which is a significant advantage over the DDPG and TD3 schemes. In addition, in terms of buffer length, the TD3 scheme fails to effectively balance the buffer length among the VUs, resulting in less power being allocated to the 8th VU, and thus tasks cannot be transmitted in time and pile up. In contrast, under the DDPG algorithm, the buffer length of each VU is less, which is due to the excessive power allocated to each VU.

## VII. CONCLUSION

In this paper, the primary objective is to minimize both the power consumption and buffer length of VU. To address this challenging non-convex optimization problem, we decomposed it into two sub-problems. Firstly, a centralized DDPG algorithm was utilized to optimize the RIS phase-shift coefficients. Secondly, a modified MADDPG algorithm was employed to tackle the VU power allocation issue. The proposed framework has been evaluated through comprehensive simulations, demonstrating its superiority over alternative methods such as DDPG, TD3, and random phase-shift coefficient schemes in terms of reducing both power consumption and buffer length. These results underscore the effectiveness of leveraging advanced RL techniques to optimize RIS-enabled VU networks, enhancing their overall performance significantly. The conclusions are summarized as follows:

- Our approach eases the computational pressure on the BS, and is able to cope with the complexity effectively, ensuring an efficient and stable convergence of the training process.
- We decomposed the problem into two sub-problems, which effectively reduced the computational complexity and enabled each agent to co-operate with each other to learn the optimal policy.

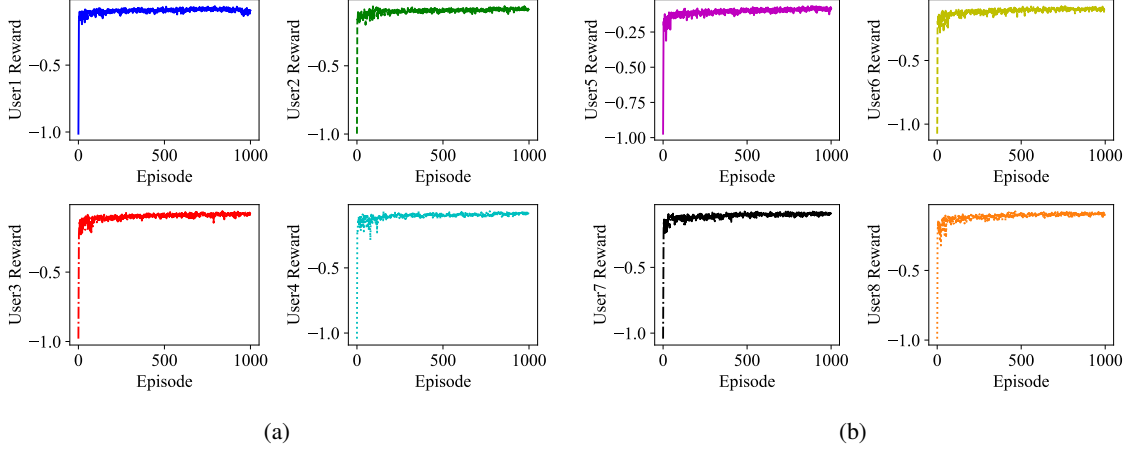


Fig. 5. Convergence of rewards for each user

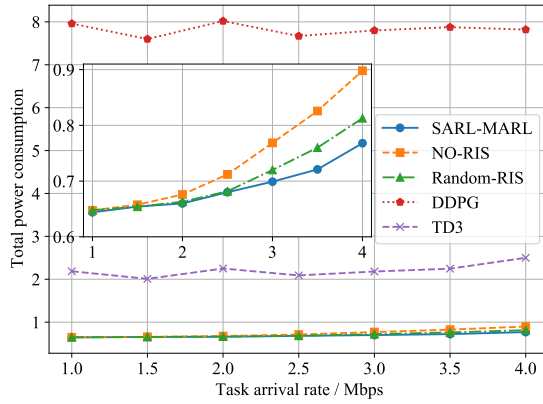


Fig. 6. Total power consumption versus task arrival rate

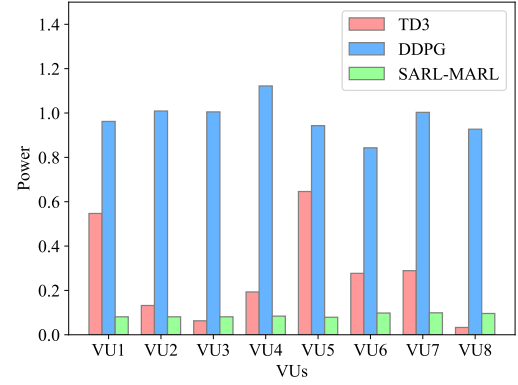


Fig. 8. Per-user power consumption versus task arrival rate

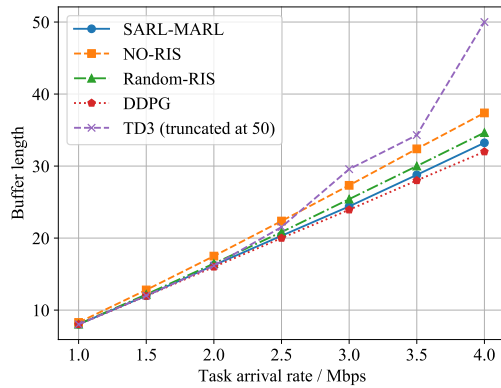


Fig. 7. Buffer length versus task arrival rate

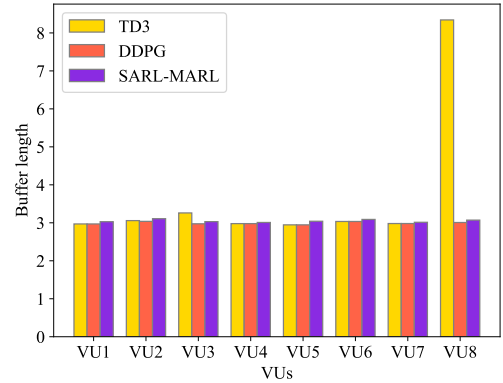


Fig. 9. Per-user buffer length versus task arrival rate

- The deployment of RIS and the optimization of the RIS phase-shift coefficients positively impacted the performance of the whole system, and as the number of RIS increased, the VU information transmission rate is improved, highlighting its potential benefits.

## REFERENCES

- [1] Y. Dai, D. Xu, S. Maharjan and Y. Zhang, "Joint Load Balancing and Offloading in Vehicular Edge Computing and Networks," *IEEE Internet of Things J.*, vol. 6, no. 3, pp. 4377-4387, June 2019.
- [2] W. Zhuang, Q. Ye, F. Lyu, N. Cheng and J. Ren, "SDN/NFV-Empowered Future IoV With Enhanced Communication, Computing, and Caching," in *Proceedings of the IEEE*, vol. 108, no. 2, pp. 274-291, Feb. 2020.

- [3] N. Abbas, Y. Zhang, A. Taherkordi and T. Skeie, "Mobile Edge Computing: A Survey," *IEEE Internet of Things J.*, vol. 5, no. 1, pp. 450-465, Feb. 2018.
- [4] K. N. Qureshi, S. Din, G. Jeon and F. Piccialli, "Internet of Vehicles: Key Technologies, Network Model, Solutions and Challenges With Future Aspects," *IEEE Trans. Intell. Transp. Sys.*, vol. 22, no. 3, pp. 1777-1786, March 2021.
- [5] W. Wang, N. Cheng, M. Li, T. Yang, C. Zhou, C. Li, F. Chen, "Value Matters: A Novel Value of Information-Based Resource Scheduling Method for CAVs," *IEEE Trans. Veh. Technol.*, vol. 73, no. 6, pp. 8720-8735, June 2024.
- [6] G. Luo, C. Shao, N. Cheng, H. Zhou, H. Zhang, Q. Yuan, J. Li, "Edge-Cooper: Network-Aware Cooperative LiDAR Perception for Enhanced Vehicular Awareness," *IEEE J. Sel. Areas Commun.*, vol. 42, no. 1, pp. 207-222, Jan. 2024.
- [7] Y. Ju, Y. Chen, Z. Cao, L. Liu, Q. Pei, M. Xiao, K. Ota, M. Dong, Victor C. M. Leung, "Joint Secure Offloading and Resource Allocation for Vehicular Edge Computing Network: A Multi-Agent Deep Reinforcement Learnin," *IEEE Trans. Intell. Transp. Sys.*, vol. 24, no. 5, pp. 5555-5569, May 2023.
- [8] W. Shi, J. Cao, Q. Zhang, Y. Li and L. Xu, "Edge Computing: Vision and Challenges," *IEEE Internet of Things J.*, vol. 3, no. 5, pp. 637-646, Oct. 2016.
- [9] Qiong Wu, Yu Zhao, Qiang Fan, Pingyi Fan, Jiangzhou Wang and Cui Zhang, "Mobility-Aware Cooperative Caching in Vehicular Edge Computing Based on Asynchronous Federated and Deep Reinforcement Learning," *IEEE Journal of Selected Topics in Signal Processing*, Vol. 17, No. 1, Jan. 2023, pp. 66-81.
- [10] Kan Wang, F. Richard Yu, Lei Wang, Junhui Li, Nan Zhao, Quansheng Guan, Bing Li and Qiong Wu, "Interference Alignment with Adaptive Power Allocation in Full-Duplex-Enabled Small Cell Networks," *IEEE Transactions on Vehicular Technology*, Vol. 68, No. 3, Mar. 2019.
- [11] Qiong Wu, Siyang Xia, Pingyi Fan, Qiang Fan and Zhengquan Li, "Velocity-Adaptive V2I Fair Access Scheme Based on IEEE 802.11 DCF for Platooning Vehicles," *Sensors*, Vol. 18, No. 12, Art. no. 4198, Dec. 2018
- [12] Jing Fan, Shitang Yin, Qiong Wu and Fei Gao, "Study on Refined Deployment of Wireless Mesh Sensor Network," in *Proc. of IEEE International Conference on Wireless Communications, Networking and Mobile Computing (WICOM'10)*, Chengdu, China, Jul. 2010, pp. 370-375.
- [13] Qiong Wu, Siyuang Wang, Hongmei Ge, Pingyi Fan, Qiang Fan and Khaled B. Letaief, "Delay-sensitive Task Offloading in Vehicular Fog Computing-Assisted Platoons," *IEEE Transactions on Network and Service Management*, Vol. 21, No. 2, Apr. 2024, pp. 2012-2026.
- [14] Qiong Wu, Hanxu Liu, Cui Zhang, Qiang Fan, Zhengquan Li and Kan Wang, "Trajectory Protection Schemes Based on a Gravity Mobility Model in IoT," *Electronics*, Vol. 8, No. 148, Feb. 2019.
- [15] Qiong Wu, Shuzhen Nie, Pingyi Fan, Hanxu Liu, Qiang Fan and Zhengquan Li, "A Swarming Approach to Optimize the One-Hop Delay in Smart Driving Inter-Platoon Communications," *Sensors*, Vol. 18, No. 10, Art. no. 3307, Oct. 2018.
- [16] Qiong Wu and Jun Zheng, "Performance Modeling and Analysis of the ADHOC MAC Protocol for VANETs," in *Proc. of IEEE International Conference on Communication (ICC'15)*, London, UK, Jun. 2015, pp. 3646-3652.
- [17] Jing Fan, Qiong Wu and Junfeng Hao, "Optimal Deployment of Wireless Mesh Sensor Networks based on Delaunay Triangulations," in *Proc. of IEEE International Conference on Information, Networking and Automation (ICINA'10)*, Kunming, China, Oct. 2010, pp. 1-5.
- [18] Qiong Wu, Xiaobo Wang, Qiang Fan, Pingyi Fan, Cui Zhang and Zhengquan Li, "High Stable and Accurate Vehicle Selection Scheme based on Federated Edge Learning in Vehicular Networks," *China Communications*, Vol. 20, No. 3, Mar. 2023, pp. 1-17.
- [19] Qiong Wu and Jun Zheng, "Performance Modeling and Analysis of the ADHOC MAC Protocol for Vehicular Networks," *Wireless Networks*, Vol. 22, No. 3, Apr. 2016, pp. 799-812.
- [20] Qiong Wu and Jun Zheng, "Performance Modeling of the IEEE 802.11p EDCA Mechanism for VANET," in *Proc. of IEEE Global Communications Conference (GlobeCom'14)*, Austin, USA, Dec. 2014, pp.57-63.
- [21] Qiong Wu and Jun Zheng, "Performance Modeling and Analysis of IEEE 802.11 DCF Based Fair Channel Access for Vehicle-to-Roadside Communication in a Non-Saturated State," *Wireless Networks*, Vol. 21, No.1, Jan. 2015, pp.1-11.
- [22] Dunxing Long, Qiong Wu, Qiang Fan, Pingyi Fan, Zhengquan Li and Jing Fan, "A Power Allocation Scheme for MIMO-NOMA and D2D Vehicular Edge Computing Based on Decentralized DRL," *Sensors*, Vol. 23, No. 7, 2023, Art. no. 3449.
- [23] Qiong Wu and Jun Zheng, "Performance Modeling of IEEE 802.11 DCF Based Fair Channel Access for Vehicular-to-Roadside Communication in a Non-Saturated State," in *Proc. of IEEE International Conference on Communication (ICC'14)*, Sydney, Australia, Jun. 2014, pp. 2575-2580.
- [24] Qiong Wu, Siyang Xia, Qiang Fan and Zhengquan Li, "Performance Analysis of IEEE 802.11p for Continuous Backoff Freezing in IoV," *Electronics*, Vol. 8, No. 12, Art. no. 1404, Dec. 2019.
- [25] Qiong Wu, Wenhua Wang, Pingyi Fan, Qiang Fan, Huiling Zhu and Khaled B. Letaief, "Cooperative Edge Caching Based on Elastic Federated and Multi-Agent Deep Reinforcement Learning in Next-Generation Networks," *IEEE Transactions on Network and Service Management*, 2024, doi: 10.1109/TNSM.2024.3403842.
- [26] Shulin Song, Zheng Zhang, Qiong Wu, Pingyi Fan and Qiang Fan, "Joint Optimization of Age of Information and Energy Consumption in NR-V2X System Based on Deep Reinforcement Learning," *Sensors*, Vol. 24, No. 13, 2024, Art. no. 3448.
- [27] S. Wan, J. Lu, P. Fan, Y. Shao, C. Peng and K. B. Letaief, "Convergence Analysis and System Design for Federated Learning Over Wireless Networks," *IEEE Journal on Selected Areas in Communications*, vol. 39, no. 12, pp. 3622-3639, Dec. 2021.
- [28] K. Xiong, P. Fan, Z. Xu, H. -C. Yang and K. B. Letaief, "Optimal Cooperative Beamforming Design for MIMO Decode-and-Forward Relay Channels," *IEEE Transactions on Signal Processing*, vol. 62, no. 6, pp. 1476-1489, March15, 2014.
- [29] X. Chen, J. Lu, P. Fan and K. B. Letaief, "Massive MIMO Beamforming With Transmit Diversity for High Mobility Wireless Communications," *IEEE Access*, vol. 5, pp. 23032-23045, 2017.
- [30] . Liu, K. Xiong, D. W. K. Ng, P. Fan, Z. Zhong and K. B. Letaief, "Max-Min Energy Balance in Wireless-Powered Hierarchical Fog-Cloud Computing Networks," *IEEE Transactions on Wireless Communications*, vol. 19, no. 11, pp. 7064-7080, Nov. 2020.
- [31] Pingyi Fan, Chongxi Feng, Yichao Wang and Ning Ge, "Investigation of the time-offset-based QoS support with optical burst switching in WDM networks," 2002 *IEEE International Conference on Communications. Conference Proceedings. ICC 2002* (Cat. No.02CH37333), New York, NY, USA, 2002, pp. 2682-2686 vol.5.
- [32] R. Jiang, K. Xiong, P. Fan, Y. Zhang and Z. Zhong, "Power Minimization in SWIPT Networks With Coexisting Power-Splitting and Time-Switching Users Under Nonlinear EH Model," *IEEE Internet of Things Journal*, vol. 6, no. 5, pp. 8853-8869, Oct. 2019.
- [33] Y. Guo, K. Xiong, Y. Lu, D. Wang, P. Fan and K. B. Letaief, "Achievable Information Rate in Hybrid VLC-RF Networks With Lighting Energy Harvesting," *IEEE Transactions on Communications*, vol. 69, no. 10, pp. 6852-6864, Oct. 2021.
- [34] H. Zheng, K. Xiong, P. Fan, Z. Zhong and K. B. Letaief, "Age of Information-Based Wireless Powered Communication Networks With Selfish Charging Nodes," *IEEE Journal on Selected Areas in Communications*, vol. 39, no. 5, pp. 1393-1411, May 2021.
- [35] A. Al-Hilo, M. Samir, M. Elhattab, C. Assi and S. Sharafeddine, "Reconfigurable Intelligent Surface Enabled Vehicular Communication: Joint User Scheduling and Passive Beamforming," *IEEE Trans. Veh. Technol.*, vol. 71, no. 3, pp. 2333-2345, March 2022.
- [36] M. Di Renzo, A. Zappone, M. Debbah, C.Yuen, J. de Rosny, S. Tretjakov, "Smart Radio Environments Empowered by Reconfigurable Intelligent Surfaces: How It Works, State of Research, and The Road Ahead," *IEEE J. Sel. Areas Commun.*, vol. 38, no. 11, pp. 2450-2525, Nov. 2020.
- [37] Y. Liu, X. Liu, X. Mu, T. Hou, J. Xu, M. D. Renzo, "Reconfigurable Intelligent Surfaces: Principles and Opportunities," *IEEE Commun. Surveys Tuts.*, vol. 23, no. 3, pp. 1546-1577, 3th Quarter 2021.
- [38] J. He, K. Yu, Y. Shi, Y. Zhou, W. Chen and K. B. Letaief, "Reconfigurable Intelligent Surface Assisted Massive MIMO With Antenna Selection," *IEEE Trans. Wireless Commun.*, vol. 21, no. 7, pp. 4769-4783, July 2022.
- [39] Q. Wu, S. Shi, Z. Wan, Q. Fan, P. Fan and C. Zhang, "Towards V2I Age-aware Fairness Access: A DQN Based Intelligent Vehicular Node Training and Test Method", *Chinese Journal of Electronics*, vol. 32, no. 6, pp. 1230-1244, 2023.
- [40] Q. Wu, W. Wang, P. Fan, Q. Fan, J. Wang and K. B. Letaief, "URLLC-Aware Resource Allocation for Heterogeneous Vehicular Edge Computing," *IEEE Trans Veh. Technol.*, early access, February 2024, doi: 10.1109/TVT.2024.3370196.
- [41] B. Mao, Y. Liu, J. Liu and N. Kato, "AI-Assisted Edge Caching for Metaverse of Connected and Automated Vehicles: Proposal, Challenges,

- and Future Perspectives,” *IEEE Veh. Technol. Magazine*, vol. 18, no. 4, pp. 66-74, Dec. 2023.
- [42] Z. Shi, J. Liu, S. Zhang and N. Kato, “Multi-Agent Deep Reinforcement Learning for Massive Access in 5G and Beyond Ultra-Dense NOMA System,” *IEEE Trans. Wireless Commun.*, vol. 21, no. 5, pp. 3057-3070, May 2022.
- [43] F. Tang, Y. Kawamoto, N. Kato and J. Liu, “Future Intelligent and Secure Vehicular Network Toward 6G: Machine-Learning Approaches,” in *Proceedings of the IEEE*, vol. 108, no. 2, pp. 292-307, Feb. 2020.
- [44] L. Yao, X. Xu, M. Bilal and H. Wang, “Dynamic Edge Computation Offloading for Internet of Vehicles With Deep Reinforcement Learning,” *IEEE Trans. Intell. Transp. Sys.*, vol. 24, no. 11, pp. 12991-12999, Nov. 2023.
- [45] Y. Liu, H. Yu, S. Xie and Y. Zhang, “Deep Reinforcement Learning for Offloading and Resource Allocation in Vehicle Edge Computing and Networks,” *IEEE Trans. Veh. Technol.*, vol. 68, no. 11, pp. 11158-11168, Nov. 2019.
- [46] L. Huang, S. Bi and Y. -J. A. Zhang, “Deep Reinforcement Learning for Online Computation Offloading in Wireless Powered Mobile-Edge Computing Networks,” *IEEE Trans. Mobile Computing*, vol. 19, no. 11, pp. 2581-2593, 1 Nov. 2020.
- [47] W. Zhan, C. Luo, J. wang, C. Wang, G. Min, H. Duan, Q. Zhu, “Deep-Reinforcement-Learning-Based Offloading Scheduling for Vehicular Edge Computing,” *IEEE Internet of Things J.*, vol. 7, no. 6, pp. 5449-5465, June 2020.
- [48] K. Zheng, G. Jiang, X. Liu, K. Chi, X. Yao and J. Liu, “DRL-Based Offloading for Computation Delay Minimization in Wireless-Powered Multi-Access Edge Computing,” *IEEE Trans. Commun.*, vol. 71, no. 3, pp. 1755-1770, March 2023.
- [49] M. Z. Alam and A. Jamalipour, “Multi-Agent DRL-Based Hungarian Algorithm (MADRLHA) for Task Offloading in Multi-Access Edge Computing Internet of Vehicles (IoVs),” *IEEE Trans. Wireless Commun.*, vol. 21, no. 9, pp. 7641-7652, Sept. 2022.
- [50] J. Liu, M. Ahmed, M. A. Mirza, W. U. Khan, D. Xu, J. Li, A. Aziz, Z. Han, “RL/DRL Meets Vehicular Task Offloading Using Edge and Vehicular Cloudlet: A Survey,” *IEEE Internet of Things J.*, vol. 9, no. 11, pp. 8315-8338, 1 June1, 2022.
- [51] H. Zhu, Q. Wu, X. -J. Wu, Q. Fan, P. Fan and J. Wang, “Decentralized Power Allocation for MIMO-NOMA Vehicular Edge Computing Based on Deep Reinforcement Learning,” *IEEE Internet of Things J.*, vol. 9, no. 14, pp. 12770-12782, July, 2022.
- [52] H. Tang, H. Wu, G. Qu and R. Li, “Double Deep Q-Network Based Dynamic Framing Offloading in Vehicular Edge Computing,” *IEEE Trans. Netw. Sci. and Engin.*, vol. 10, no. 3, pp. 1297-1310, 1 May-June 2023.
- [53] L. Liu, J. Feng, X. Mu, Q. Pei, D. Lan and M. Xiao, “Asynchronous Deep Reinforcement Learning for Collaborative Task Computing and On-Demand Resource Allocation in Vehicular Edge Computing,” *IEEE Trans. Intell. Transp. Sys.*, vol. 24, no. 12, pp. 15513-15526, Dec. 2023.
- [54] Y. Ju, Z. Cao, Y. Chen, L. Liu, Q. Pei, S. Mumtaz, M. Dong, M. Guizani, “NOMA-Assisted Secure Offloading for Vehicular Edge Computing Networks With Asynchronous Deep Reinforcement Learning,” *IEEE Trans. Intell. Transp. Sys.*, vol. 25, no. 3, pp. 2627-2640, March 2024.
- [55] Z. Wu and D. Yan, “Deep reinforcement learning-based computation offloading for 5G vehicle-aware multi-access edge computing network,” *China Communications*, vol. 18, no. 11, pp. 26-41, Nov. 2021.
- [56] T. Zhang, D. Xu, A. Saad, K. Yu and V. C. M. Leung, “Large Beamforming Models for Robust Wireless Transmission in Generalized Scenes of RIS-aided,” *IEEE Trans. Veh. Technol.*, doi: 10.1109/TVT.2024.3401750.
- [57] Z. Zhang, W. Duan, Y. Ji, G. Zhang, “Power and Element Allocation Design for RIS-NOMA IoV Networks,” *Electronics* 2023, 12, 1003.
- [58] Mirza, M. A., Yu, J., Ahmed, M., Raza, S., Khan, W. U., Xu, F., Nauman, A. “DRL-driven zero-RIS assisted energy-efficient task offloading in vehicular edge computing networks,” *Journal of King Saud University-Computer and Information Sciences*, 35(10), 101837, 2023.
- [59] Z. Chen, J. Tang, M. Wen, Z. Li, J. Yang, X. Zhang, K. Wong, “Reconfigurable Intelligent Surface Assisted MEC Offloading in NOMA-Enabled IoT Networks,” *IEEE Trans. Commun.*, vol. 71, no. 8, pp. 4896-4908, Aug. 2023.
- [60] S. Mao, N. Zhang, L. Liu, J. Wu, M. Dong, K. Ota, T. Liu, D. Wu, “Computation Rate Maximization for Intelligent Reflecting Surface Enhanced Wireless Powered Mobile Edge Computing Networks,” *IEEE Trans. Veh. Technol.*, vol. 70, no. 10, pp. 10820-10831, Oct. 2021.
- [61] Y. Dai, Y. L. Guan, K. K. Leung and Y. Zhang, “Reconfigurable Intelligent Surface for Low-Latency Edge Computing in 6G,” *IEEE Wireless Commun.*, vol. 28, no. 6, pp. 72-79, December 2021.
- [62] B. Hazarika, K. Singh, S. Biswas, S. Mumtaz and C. -P. Li, “Multi-Agent DRL-Based Task Offloading in Multiple RIS-Aided IoV Networks,” *IEEE Trans. Veh. Technol.*, vol. 73, no. 1, pp. 1175-1190, Jan. 2024.
- [63] J. Xu, B. Ai, L. Wu, Y. Zhang, W. Wang and H. Li, “Deep Reinforcement Learning for Computation Rate Maximization in RIS-Enabled Mobile Edge Computing,” *IEEE Trans. Veh. Technol.*, doi: 10.1109/TVT.2024.3387759.
- [64] X. Ning, M. Zeng and Z. Fei, “Joint Task Offloading and Service Migration in RIS Assisted Vehicular Edge Computing Network Based on Deep Reinforcement Learning,” *International Conference on Computing, Networking and Communications (ICNC)*, Big Island, HI, USA, 2024, pp. 1037-1042.
- [65] Y. Chen, Y. Wang, J. Zhang and M. D. Renzo, “QoS-Driven Spectrum Sharing for Reconfigurable Intelligent Surfaces (RISs) Aided Vehicular Networks,” *IEEE Trans. Wireless Commun.*, vol. 20, no. 9, pp. 5969-5985, Sept. 2021.
- [66] Z. Ji, Z. Qin and C. G. Parini, “Reconfigurable Intelligent Surface Aided Cellular Networks With Device-to-Device Users,” *IEEE Trans. Commun.*, vol. 70, no. 3, pp. 1808-1819, March 2022.
- [67] T. D. Burd, R. W. Brodersen, Processor design for portable systems. *J. VLSI Signal Process. Syst. Signal Image Video Technol.* 13(2-3), 203–221 (1996)
- [68] S. Fujimoto, H. van Hoof, and D. Meger, “Addressing function approximation error in actor-critic methods,” in *Proceedings of the 35th International Conference on Machine Learning*, vol. 80, pp. 1587-1596, July 2018.