

LETTER TO THE EDITOR

Detection of maser emission at 183 and 380 GHz with ALMA in the gigamaser galaxy TXS 2226-184

A. Tarchi¹, P. Castangia¹, G. Surcis¹, V. Impellizzeri², E. Ladu^{1,3}, and E. Yu Bannikova^{4,5,6}

¹ INAF-Osservatorio Astronomico di Cagliari, via della Scienza 5, 09047, Selargius (CA), Italy e-mail: andrea.tarchi@inaf.it

² Leiden Observatory, Leiden University, Post Office Box 9513, 2300 RA Leiden, Netherlands

³ Department of Physics, University of Cagliari, S.P. Monserrato-Sestu km 0,700, I-09042 Monserrato (CA), Italy

⁴ INAF - Astronomical Observatory of Capodimonte, Salita Moiarriello 16, Naples I-80131, Italy

⁵ Institute of Radio Astronomy, National Academy of Sciences of Ukraine, Mystetstv 4, Kharkiv UA-61002, Ukraine

⁶ V.N. Karazin Kharkiv National University, Svobody Sq.4, Kharkiv UA-61022, Ukraine

Received gg mm yyyy; accepted gg mm yyyy

ABSTRACT

Context. The LINER galaxy TXS 2226-184 is known to host a very luminous 22 GHz water maser, labeled as ‘gigamaser’ at the time of its discovery. So far, the nature of this maser is still debated, in particular, if it is associated with a nuclear accretion disk, or with an ejection component, namely a jet or an outflow originating in the AGN.

Aims. We have obtained multi-band (band 5, 6, and 7) ALMA observations during Cycle 9, with the purpose of investigating the maser nature and the nuclear molecular material in the innermost region of the galaxy.

Methods. While the full data sets are still under study, a preliminary data reduction and analysis of the band 5 and 7 spectral line cubes, presented in this Letter, offer already a significant outcome.

Results. We observed, bright, possibly maser emission from the 183 GHz and 380 GHz transitions in TXS 2226-184. This represents the first confident detection of 380 GHz (maser) emission in an extragalactic object. Emission features at both frequencies show a two-peaked line profiles resembling that of the 22 GHz maser features. The mm/sub-mm emission originates from a region coincident, within the errors, with that of the 22 GHz.

Conclusions. The similarities in profile and position indicate that the emission at the three frequencies is likely produced by the same nuclear structure, although differences in line strengths and feature peak positions may hint a slightly different physical conditions of the emitting gas. A comparison with the few megamaser sources studied into high-enough details and sharing similarities with the water lines in TXS 2226-184, favors a nature associated with amplification of a bright nuclear continuum (from a jet/outflow) through dense and hot gas in front of the nucleus (e.g., a disk or torus), however, a more comprehensive analysis of the available data is necessary to better assess this scenario.

Key words. Galaxies: active – Galaxies: individual: TXS 2226-184 – Masers – Submillimeter: general – Techniques: high angular resolution

1. Introduction

Water masers associated with active galactic nuclei (AGN, the ‘megamasers’) have been related with three distinct phenomena: (i) with nuclear accretion disks, where they can be used to derive the disk geometry, enclosed nuclear mass, and distance to the host galaxy (see, e.g., Miyoshi et al. 1995 and Herrnstein et al. 1999 for NGC 4258, and, more recently, Braatz et al. 2010 for UGC 3789), or sometimes with the innermost boundary of a dusty torus in the region of the interaction with the outflows (e.g., Bannikova et al. 2023); (ii) with radio jets, where they can provide important information about the evolution of jets and their hotspots (e.g., Peck et al. 2003 for Mrk 348, and, more recently, Castangia et al. 2019, for IRAS 15480); (iii) with nuclear outflows, tracing the velocity and geometry of nuclear winds at < 1 pc from the nucleus, as in the case of Circinus (Greenhill et al. 2003) and NGC 3079 (Kondratko et al. 2005), where they offer a promising means to probe the structure and motion of the clouds in the Toroidal Obscuring Region predicted by clumpy torus models (e.g., Nenkova et al. 2008), and to help studies of AGN tori in general. In all these cases, water megamasers provide vital information on the structures, dy-

namics and composition of the molecular gas at close proximity to the AGN. In addition, thermal lines can provide complementary information to the megamasers. Recent ALMA observations of the molecular interstellar medium (ISM), and, in particular, of the CO(6-5), HCN(J=3-2), and HCO⁺(J=3-2) transitions, in the central few pc of nearby AGN have revealed complex kinematics (García-Burillo et al. 2016; Gallimore et al. 2016; Imanishi et al. 2018; Impellizzeri et al. 2019).

Most previous observational work on water vapor megamasers has focused on the $6_{1,6} - 5_{2,3}$ transition at a rest frequency of 22.235079 GHz¹ (hereafter, referred to as the 22 GHz line). Thanks to this transition the relation with the three aforementioned phenomena has been studied so far.

However, radiative transfer models and observations have found that similar conditions also give rise to additional water maser lines in the millimeter/submillimeter band. Indeed, megamaser detections have been obtained in a growing number of galaxies in 183, 321, and 325 GHz water maser transitions (e.g., Humphreys et al. 2016; Pesce et al. 2023). These studies suggest

¹ Transition and frequencies have been taken from Splatalogue: <https://splatalogue.online/#/home>

that (sub)mm water masers may be common in AGN, associated with nuclear activity like the 22 GHz megamasers sources. Because of the matching velocities, the masers seem to occur in broadly the same regions as the 22 GHz, originating in the same thin, edge-on disk delineated by the 22 GHz lines, with sub-mm emission lines detected both at systemic and high rotation velocities. Line ratios of two or more maser transitions originating from the same gas would constrain radiative transfer models far better than it is now possible (e.g., Humphreys et al. 2005). The $3_{1,3} - 2_{2,0}$ transition at a rest frequency of 183.310087 (hereafter, the 183-GHz line) and the $4_{1,4} - 3_{2,1}$ transition at a rest frequency of 380.1973598 GHz (hereafter, the 380-GHz line), particularly together with that at 22 GHz, are known as the “back-bone” masers, and are among the most promising water maser lines predicted by, e.g., Neufeld & Melnick (1991) and Gray et al. 2016.

TXS 2226-184 (hereafter TXS 2226) is located at a distance of 107 Mpc ($z = 0.025$; Kuo et al. 2018), is optically classified as an elliptical/S0 galaxy, and spectroscopically identified as a LINER, which is a signature of a (relatively) low luminosity active nucleus. In this galaxy, a bright 22 GHz water maser was detected in 1995 by Koekemoer et al. (1995) and the reported emission was so luminous ($L_{\text{iso}} = 6100 L_{\odot}$), given its redshift, that the term “gigamaser” was coined. The detection of such a bright maser source in an ‘early-type’ galaxy was quite unexpected. The bright nuclear radio emission, although heavily obscured, shows a symmetric and tight structure, seemingly produced by jets oriented at a large angle to the line-of-sight (Taylor et al. 2004). A very recent detailed very long baseline interferometry (VLBI) study, performed with the Very Long Baseline Array (VLBA) and the European VLBI network (EVN), of the 22 GHz water gigamaser in the nucleus of TXS 2226-184 has associated, for the first time, the water maser features with the most luminous radio continuum clump reported in the literature and a speculative model for the maser origin has also been proposed (Surcis et al. 2020).

During Cycle 9, we observed the nuclear region of TXS 2226 with ALMA at Bands 5, 6, and 7. In the following, we present the first results from the band 5 and 7 measurements and discuss their impact in the framework of our understanding of the (complex) scenario present in the nucleus of this gigamaser galaxy.

2. Observations and data reduction

The observations whose outcome is reported in this paper were taken as part of the ALMA project 2022.1.01591.S (PI: Tarchi). ALMA was used to observe the innermost region of TXS 2226 with dual polarization at Band 5 on May 24, and Band 7 on June 9, 2023. On April 28, 2023, Band 6 was also observed but it is not included in this work. Observations of the target were interleaved with observations of calibrators used to determine band-pass, flux density, and station gain calibration.

The spectral setup for each band consisted of four spectral windows. Spectral windows were configured to have a frequency resolution of ~ 1.13 MHz and a width in frequency of ~ 2 GHz (corresponding to 1.6 and 0.8 km s^{-1} and 3000 and 1500 km s^{-1} for band 5 and 7, respectively). In particular, one spectral window was centered around the expected locations of the maser lines.

All data from this ALMA project have corresponding quality assurance 2 (QA2) data processing. We have carried out the imaging of the spectral line continuum-subtracted data sets us-

ing CASA² version 6.5.4.9, using the task ‘tclean’. The restoring beam size of the images is 0.13 and 0.06 arcsec, for the 183 and 380 GHz cubes, respectively. We extracted the spectra from the image cubes using the Spectral Profile Tool.

In addition, we retrieved a dataset from the GBT archive. This was observed on December 9, 2010, under project name AGBT10C_013. The details of this observation are thoroughly reported in Surcis et al. (2020), and will not be replicated here.

The spectra obtained have been subsequently imported in the CLASS package, part of the GILDAS software³, for follow-up investigation (Gaussian fitting, comparison, etc.).

3. Results

The outcome of our data analysis yielded two important results.

We detected spectral line emission at 183 GHz in TXS 2226. Fig. 1 shows the spectra obtained from the ALMA cube. In particular, the emission has a clear double-peak structure with very broad profile. The line profile displays two main spectral features (labeled A1 and B1) with a peak flux density of 125 and 43 mJy, and a width of 94 and 110 km s^{-1} , respectively.

By using the standard equation (see, e.g., Humphreys et al. 2016; their Eq. 1) to derive the isotropic luminosity of the (maser) emission, L_{iso} , we derive values of ~ 25000 and $10000 L_{\odot}$ for A1 and B1, respectively. These values fall in ranges typical for sources classified as gigamasers. Results for a Gaussian fit of the individual spectral line features are reported in Table 1.

We also detected, for the first time, spectral line emission at 380 GHz in TXS 2226 (Fig. 2). Also in this case, the emission has a double-peak structure with a very large width. The two features displayed at 380 GHz (labeled A2 and B2) have similar widths (both of order 100 km s^{-1}) to those at 183 GHz, but higher peak flux densities (217 and 119 mJy, respectively). Their isotropic luminosities are ~ 100000 and $60000 L_{\odot}$, for A2 and B2, respectively. Indeed, these values indicate extremely bright sources, seemingly classifiable as gigamasers. Fit values for the individual features are reported in Table 1.

4. Discussion

The actual angular resolution of our observations at 183 GHz is 0.13 arcsec. The lower limit to the brightness temperature of our spectral line emission is then of order 130 K, and thus it is impossible to discriminate on a T_b base if the emission is thermal or non-thermal (maser). However, for the emission to be thermal but with a brightness temperature to be ≤ 2000 K, such that the water molecules are not dissociated, the emitting region has to be > 0.03 arcsec (corresponding to 15 pc), which would be significantly more extended than expected from previous similar cases (see, e.g., Humphreys et al. 2005).

Also with the resolution of our 380 GHz measurements (0.06 arcsec), the lower limit to the brightness temperature of our spectral line emission (~ 400 K) is still too low to rule out a thermal nature of the emission. In this case, the emitting region would have to be > 0.05 arcsec (corresponding to 25 pc), once again not as compact as possibly expected.

In addition, by considering the similar profiles of all emitting lines (see next Section), and that the 22 GHz emission in TXS 2226 has been confidently associated with the maser phenomenon (Surcis et al. 2020), it is natural to assume that also

² <https://casa.nrao.edu/>

³ <https://www.iram.fr/IRAMFR/GILDAS>

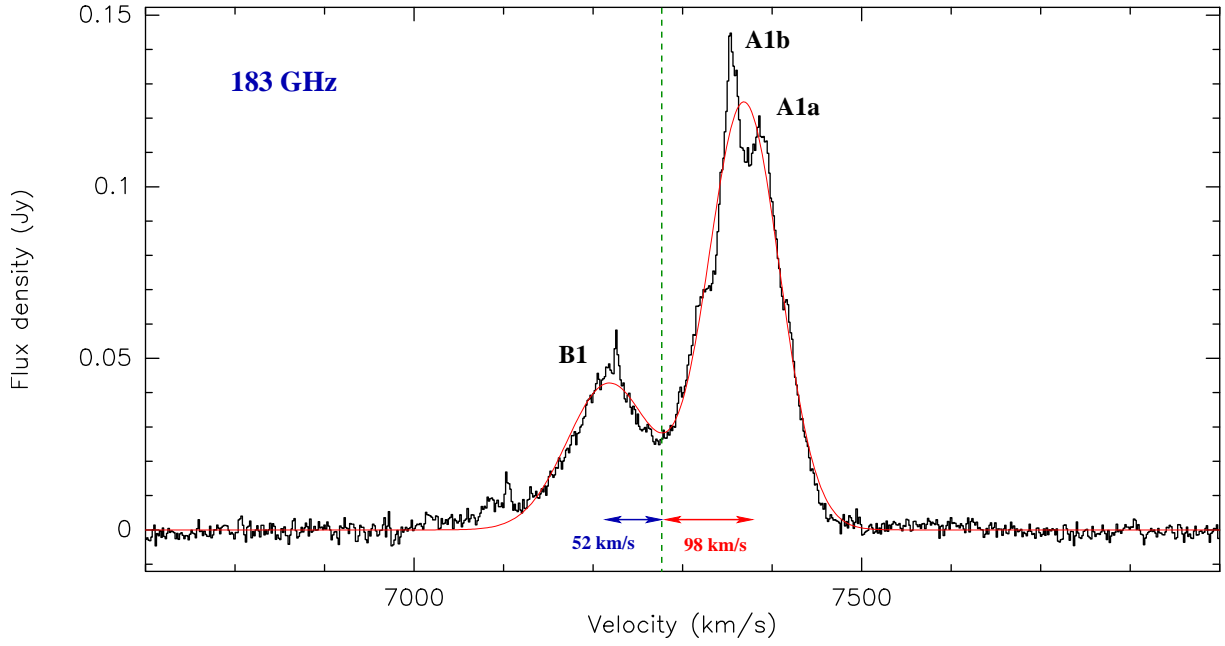


Fig. 1. Spectrum of the 183-GHz maser in TXS 2226. The dashed green line indicates the systemic velocity of the galaxy in the radio convention (7270 km s^{-1}). The red/blue arrows indicate the reported offsets (in km s^{-1}) of the feature's peak velocity (taken from the Gaussian fit in red here) from the systemic one.

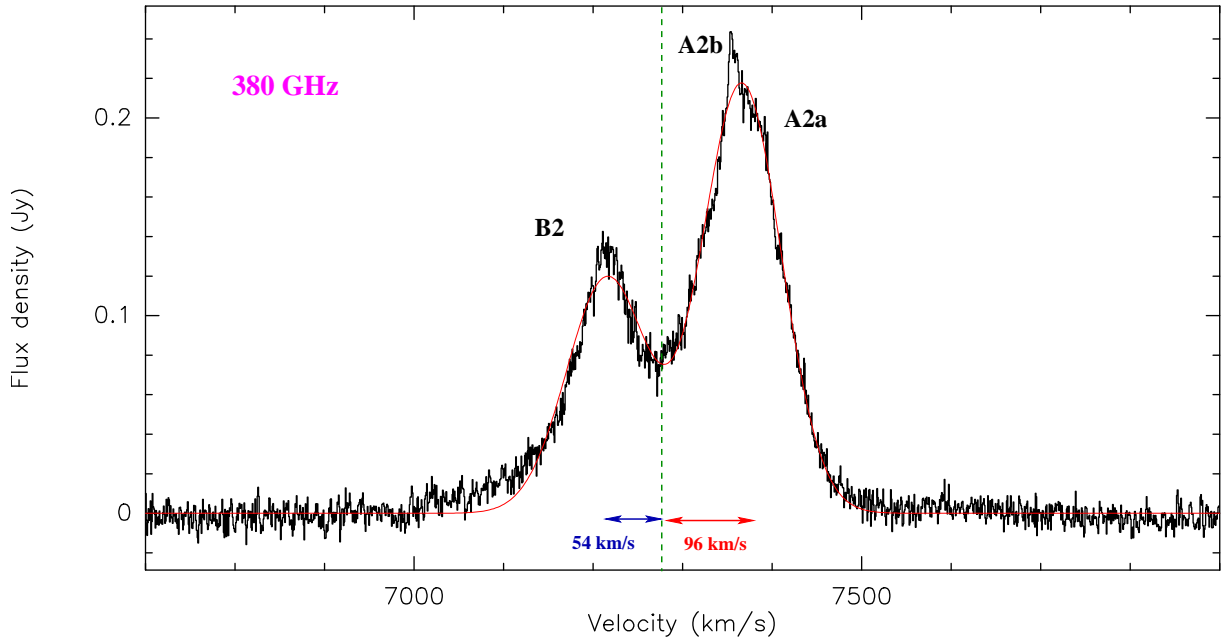


Fig. 2. Spectrum of the 380-GHz maser in TXS 2226. The dashed green line indicates the systemic velocity of the galaxy in the radio convention (7270 km s^{-1}). The red/blue arrows indicate the reported offsets (in km s^{-1}) of the feature's peak velocity (taken from the Gaussian fit in red here) from the systemic one.

Table 1. Parameters of the maser features detected in TXS 2226 obtained by the Gaussian fit performed in CLASS.

Feature	Peak flux density (Jy)	FWHM (km s^{-1})	Area ($\text{Jy} \cdot \text{km s}^{-1}$)	Peak velocity (km s^{-1})	L_{iso} L_{\odot}
A1(a+b)	0.125	94.2 (0.2)	12.48 (0.03)	7368.7 (0.2)	25589
B1	0.043	110.2 (0.8)	5.01 (0.03)	7217.9 (0.4)	10281
A2(a+b)	0.217	103.6 (0.5)	24.0 (0.1)	7366.2 (0.2)	101893
B2	0.119	106 (1)	13.5 (0.1)	7215.8 (0.4)	57465

Notes. The columns indicate: the spectral line (maser) feature label; the peak flux density; the feature full width at half maximum, area and peak velocity; the isotropic luminosity of the feature.

the 183 and 380 GHz features have a maser nature. In addition, the presence of strong 22 GHz, and relatively strong 183 and 380 GHz emission indicate conditions for the gas of relatively high density ($n_H > 10^{4-6} \text{ cm}^{-3}$) and/or high temperature ($> 50\text{--}100 \text{ K}$), different from those found, for example, in Arp220 (Cernicharo et al. 2006). This fact and the high luminosity of the (maser) features seemingly rule out a star formation origin (see also, Hagiwara et al. 2013), thus confirming a nature for the detected features associated with AGN activity in the target.

In the following, we will then discuss the spectral line features according to the aforementioned scenario, although we are aware that a different one cannot be ‘a priori’ ruled out.

4.1. Comparison of the (maser) features

Fig. 3 shows a plot where all maser emission detected at the three different frequencies 22 (with archival GBT measurements; see Sect. 2), 183 and 380 GHz (with ALMA, present work) are displayed. We note that given that megamaser sources may be variable and the spectra are taken at different epochs (in particular, more than ten years are elapsed since the GBT observations) only a qualitative comparison will be performed. However, together with the unique chance of having three (maser) transitions observed in one target, the relative stability of the line profile and intensity of the 22 GHz maser emission in TXS2226 over a 20-years period, indicated by multi-epoch (though not frequent and/or regular) GBT spectra (e.g., Surcis et al. 2020, and references therein), make such a comparison potentially relevant. The broad velocity range covered by the emission is consistent between the different transitions, indicating that they arise from the same region. Some differences are, however, visible. In particular, the flux densities are different between the 22 GHz and 183 GHz line, with the former being more intense for feature A by almost a factor three, although comparable in strength for feature B. Indeed, having a 183-GHz transition weaker than the 22 GHz one is expected since this is what is also found in other extragalactic sources by, e.g., Pesce et al. (2023), despite in those cases differences of up to an order of magnitude are found. The strength of the 380-GHz is instead more difficult to interpret since this is the very first confident detection of this maser transition in an extragalactic objects. Indeed, the 380-GHz line falls outside the ALMA band 7 frequency range and it is detected in TXS2226 thanks to the Doppler shift that relocates it to within the observable range. Indeed, a first and, so far, only detection of this maser has been obtained by Phillips et al. (1980) with the Kuiper Airborne Observatory in the Becklin-Neugebauer Kleinmann–Low Nebula of Orion. A detection, conservatively indicated as tentative, of a broad (possibly maser) line feature was also reported by Kuo et al. (2019) in the high- z lensed QSO MG J0414+0534 but unconfirmed, so far. The 380-GHz line belongs, together with the 22 and 183 GHz lines, to the maser transitions involving the back-bones levels. The strength of the 380-GHz line emission is then expected to be large and, in principle, depending on the degree of maser saturation even brighter than the 22 GHz one (Gray et al. 2016). This seems to be the case for feature B, while for feature A the 380-GHz flux density is still below that at 22 GHz. The 380-GHz emission is, however, noticeably brighter than the 183-GHz line. The majority of the features detected at 22 GHz are also grossly present at the other two frequencies (Fig. 3). In particular, it is confirmed the presence of the feature labeled B3 (B1 and B2 at 183 and 380 GHz, respectively), and of the feature A3 (namely, A1 and A2). Interestingly, the 22 GHz feature A3a seems to be absent or greatly reduced in flux density in the ALMA spectra. Over-

all the mm/sub-mm maser main features seems to peak at velocity slightly closer to the systemic velocity of the galaxy than the 22 GHz ‘counterparts’ (Fig. 3). Differences in peak velocity of different maser transitions may be due to diverse pump mechanisms and/or geometry associated with each maser source (see, e.g., Humphreys et al. 2005). Also a slightly different location of the higher-frequency masers w.r.t. the 22 GHz ones, e.g., at smaller/larger radius/distance from a putative center of activity, with different gas density/temperature condition would also lead to this spectral profile comparative scenario (see, e.g., Pesce et al. 2023, for the Circinus case). In addition, given the gap of more than ten years between when the 22 GHz and ALMA spectra were taken, another potential explanation could be the motion of the emitting molecular gas during the intervening time. Unfortunately, the spatial resolution is too coarse to yield detailed position estimates of the different maser emitting regions.

4.2. On the nature of the maser emission

In Surcis et al. (2020) the possible nature of the 22 GHz maser has been investigated through VLBI observations. Their conclusion was clearly indicating a nuclear origin of the emission, associated with the AGN activity of TXS2222. It also, however, left opened the possibility that the maser was associated with either a jet/outflow component or, although with smaller confidence, to an accretion disk.

Indeed, more recently, Tarchi et al. (2023) reported preliminary results of a multi-band radio continuum campaign led with the EVN that indicate that the 22 GHz maser spots seem to be associated with a region for which the radio spectrum is inverted and opacity is high, thus pinpointing the nucleus of the galaxy. The assessment of the nature of the maser requires a more thorough analysis of these VLBI observations and their combination with the present ALMA results that is beyond the purpose of this letter and that, together with a theoretical model of the AGN components, will be included in a subsequent publication (Tarchi et al. in preparation). Some details of the present mm/sub-mm detections may, however, already anticipate interesting clues to delineate the maser origin.

First of all, the position derived from centroid measurements of both the 183 and 380 GHz masers is coincident, within the statistical uncertainty of 1 mas, at $RA_{J2000}=22^h : 29^m : 12.4942^s$ and $Dec_{J2000}=-18^\circ : 10' : 47.235''$. Considering that the absolute astrometric precision for our ALMA observations is of the order of 10 mas (see, e.g., Pesce et al. 2016, and Sect. A.9.5 of the ALMA Cycle 9 Proposer’s Guide), the location of the (sub)mm masers appears to be coincident with that of the 22 GHz maser spots derived by Surcis, Tarchi & Castangia (2020; Fig. 4). This co-spatiality of the emitting regions and the similar overall spectral structure (see previous section) suggest that all features are tracing roughly the same gas and support the maser nature of the emission.

By comparing the case of TXS2226 with other megamaser sources, the most striking characteristic that stands out is the variety of widths. In particular, for masers associated to AGN activity, usually those produced in accretion disks show relatively narrow features bundled in three groups at velocities close to, red, and blueshifted w.r.t. the recessional velocity of the galaxy. For masers related to the AGN ejection activity (e.g., jet and/or outflows), the situation is less ordered but often, in these cases, broad, (usually) redshifted feature are observed (see, e.g., Tarchi 2012). While an unambiguous interpretation for the maser nature based only on the maser profiles is not possible (composite

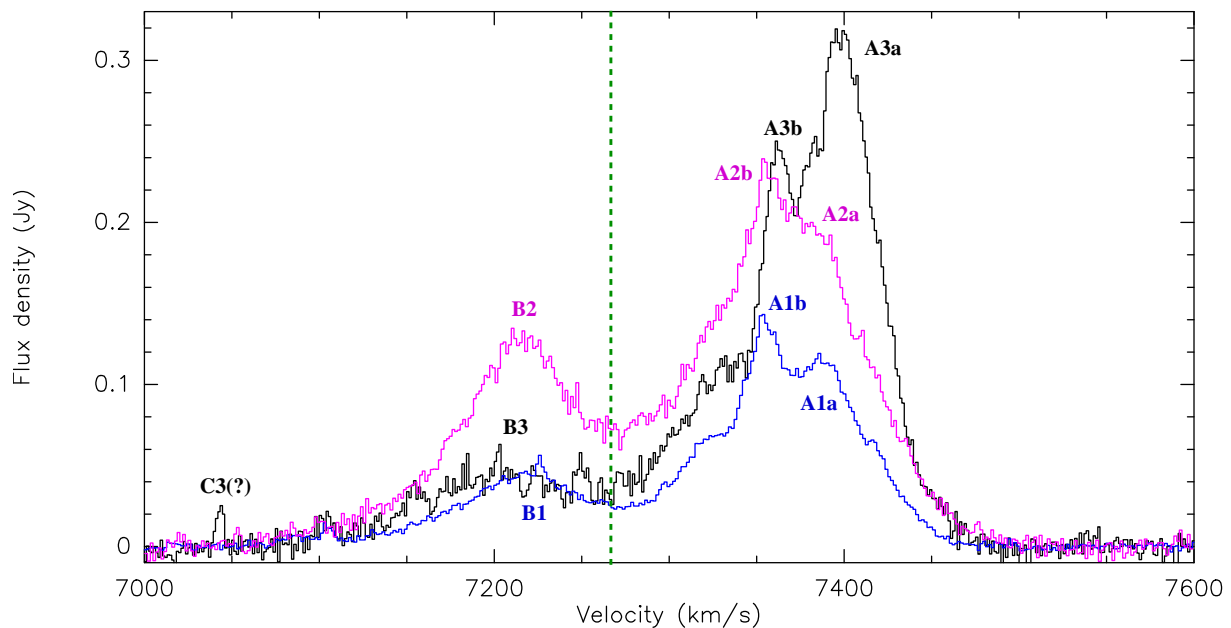


Fig. 3. Comparison of the spectra of the maser emission at 22 (black), 183 (blue) and 380 (magenta) GHz in TXS 2226, after smoothing the spectra to the coarsest spectral resolution of the 183 GHz data ($\Delta v \sim 1.6 \text{ km s}^{-1}$). The dashed green line indicates the systemic velocity of the galaxy in the radio convention (7270 km s^{-1}).

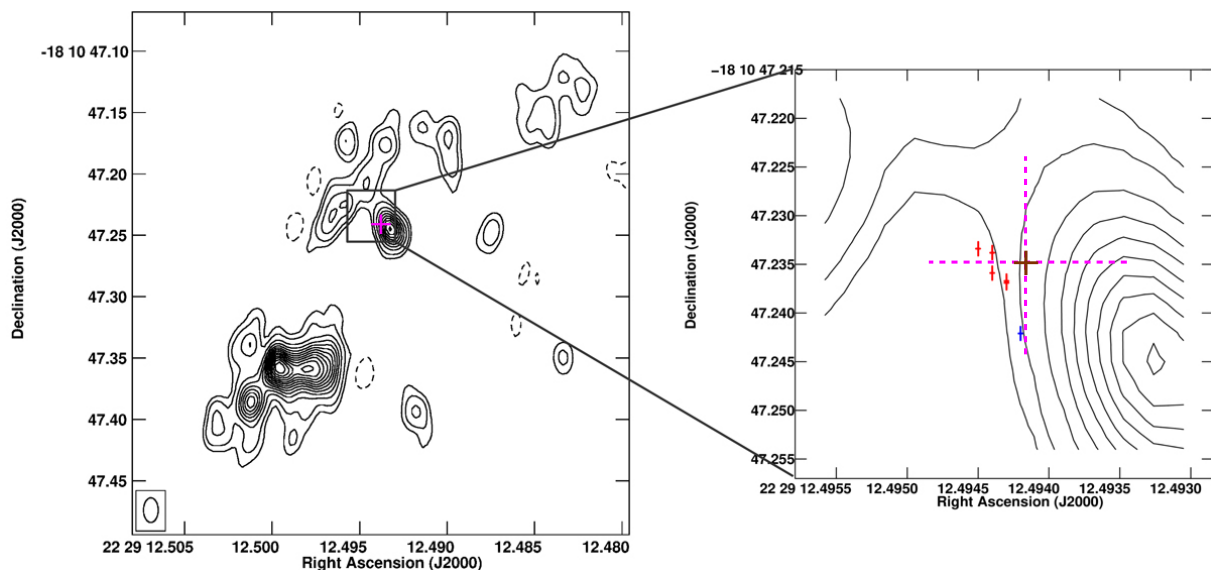


Fig. 4. The figure is adapted from that shown in Surcis et al. (2020, their Fig. 9) with the (coincident) positions of the maser emission at 183 and 380 GHz (magenta cross) overlaid on the VLBI contour map of the L-band continuum emission in TXS 2226 (Taylor et al. 2004). The size of the magenta cross (solid and dashed, in the left and right panel, respectively) is comparable with the absolute astrometric precision estimated for our ALMA observations ($\sim 10 \text{ mas}$; see Sect. 4.2). The size of the brown cross in the right panel is the relative position uncertainty of the (sub)mm masers (1 mas; Sect. 4.2). The red and blue crosses are the 22 GHz maser spots detected through VLBA measurements (for details, see Surcis et al. 2020, and references therein).

and peculiar maser profiles are, in fact, not rare), and usually a detailed map of the maser spots distribution is necessary, it is somewhat reasonable to compare and discuss the cases that show the greatest similarities between the mm/sub-mm maser profiles. Indeed, so far, only one source showing 22 GHz broad maser lines, similar to those displayed by TXS 2226, and lacking high-velocity components has been reported to host maser emission also at mm wavelengths (although at 321 GHz): the radio galaxy NGC 1052 (Kameno et al. 2023). For the 321-GHz spectrum, the authors report a two-peaked profile emission line that is, however, quite different (much weaker and displaced in

velocity) from that at 22 GHz. Nevertheless, their conclusions hint at a nature for the 321-GHz maser emission associated with amplification of a bright nuclear continuum (from a jet/outflow) through dense and hot gas in front of the nucleus (e.g., a disk or torus). The presence of a relatively strong nuclear radio jet also in TXS 2226 makes a similar scenario also for the mm maser emission in this galaxy reasonable. This would also be consistent with the interpretation presently invoked also for the 22 GHz maser in TXS 2226 by Surcis et al. (2020) and Tarchi et al. (2023). However, a more detailed study of the nuclear compo-

nents, both at cm and mm, in TXS 2226 is indeed necessary to draw a definite answer.

Acknowledgements. We thank the anonymous referee for his/her insightful suggestions. The authors would like to acknowledge the European ARC, and, in particular, Kazi Rygl for their help during several phases of the project. AT is grateful to his daughter Elena for her constant encouragement. This paper makes use of the following ALMA data: ADS/JAO.ALMA#2022.1.01591.S. ALMA is a partnership of ESO (representing its member states), NSF (USA) and NINS (Japan), together with NRC (Canada), MOST and ASIAA (Taiwan), and KASI (Republic of Korea), in cooperation with the Republic of Chile. The Joint ALMA Observatory is operated by ESO, AUI/NRAO and NAOJ.

References

- Bannikova, E. Y., Akerman, N. O., Capaccioli, M., et al. 2023, MNRAS, 518, 742
- Braatz, J. A., Reid, M. J., Humphreys, E. M. L., et al. 2010, ApJ, 718, 657
- Castangia, P., Surcis, G., Tarchi, A., et al. 2019, A&A, 629, A25
- Cernicharo, J., Pardo, J. R., & Weiss, A. 2006, ApJ, 646, L49
- Gallimore, J. F., Elitzur, M., Maiolino, R., et al. 2016, ApJ, 829, L7
- García-Burillo, S., Combes, F., Ramos Almeida, C., et al. 2016, ApJ, 823, L12
- Gray, M. D., Baudry, A., Richards, A. M. S., et al. 2016, MNRAS, 456, 374
- Greenhill, L. J., Booth, R. S., Ellingsen, S. P., et al. 2003, ApJ, 590, 162
- Hagiwara, Y., Miyoshi, M., Doi, A., & Horiuchi, S. 2013, ApJ, 768, L38
- Herrnstein, J. R., Moran, J. M., Greenhill, L. J., et al. 1999, Nature, 400, 539
- Humphreys, E. M. L., Greenhill, L. J., Reid, M. J., et al. 2005, ApJ, 634, L133
- Humphreys, E. M. L., Vlemmings, W. H. T., Impellizzeri, C. M. V., et al. 2016, A&A, 592, L13
- Imanishi, M., Nakanishi, K., Izumi, T., & Wada, K. 2018, ApJ, 853, L25
- Impellizzeri, C. M. V., Gallimore, J. F., Baum, S. A., et al. 2019, ApJ, 884, L28
- Kameno, S., Harikane, Y., Sawada-Sato, S., et al. 2023, PASJ, 75, L1
- Koekemoer, A. M., Henkel, C., Greenhill, L. J., et al. 1995, Nature, 378, 697
- Kondratko, P. T., Greenhill, L. J., & Moran, J. M. 2005, ApJ, 618, 618
- Kuo, C. Y., Constantin, A., Braatz, J. A., et al. 2018, ApJ, 860, 169
- Kuo, C.-Y., Suyu, S. H., Impellizzeri, V., & Braatz, J. A. 2019, PASJ, 71, 57
- Miyoshi, M., Moran, J., Herrnstein, J., et al. 1995, Nature, 373, 127
- Nenkova, M., Sirocky, M. M., Nikutta, R., Ivezić, Ž., & Elitzur, M. 2008, ApJ, 685, 160
- Neufeld, D. A. & Melnick, G. J. 1991, ApJ, 368, 215
- Peck, A. B., Henkel, C., Ulvestad, J. S., et al. 2003, ApJ, 590, 149
- Pesce, D. W., Braatz, J. A., Henkel, C., et al. 2023, ApJ, 948, 134
- Pesce, D. W., Braatz, J. A., & Impellizzeri, C. M. V. 2016, ApJ, 827, 68
- Phillips, T. G., Kwan, J., & Huggins, P. J. 1980, in *Interstellar Molecules*, ed. B. H. Andrew, Vol. 87, 21–24
- Surcis, G., Tarchi, A., & Castangia, P. 2020, A&A, 637, A57
- Tarchi, A. 2012, in *Cosmic Masers - from OH to H₀*, ed. R. S. Booth, W. H. T. Vlemmings, & E. M. L. Humphreys, Vol. 287, 323–332
- Tarchi, A., Surcis, G., Castangia, P., Ladu, E., & Bannikova, E. Y. 2023, in *15th European VLBI Network Mini-Symposium and Users' Meeting*, 36
- Taylor, G. B., Peck, A. B., Ulvestad, J. S., & O'Dea, C. P. 2004, ApJ, 612, 780