

# Dynamic Pricing in Securities Lending Market\*

Application in Revenue Optimization for an Agent Lender Portfolio

Jing Xu  
Quantitative Research  
J.P. Morgan  
New York, USA  
jing.xu@chase.com

Yung Cheng Hsu  
Quantitative Research  
J.P. Morgan  
New York, USA  
yung-cheng.hsu@jpmorgan.com

William Biscarri  
Quantitative Research  
J.P. Morgan  
New York, USA  
william.biscarri@jpmorgan.com

## ABSTRACT

Securities lending is an important part of the financial market structure, where agent lenders help long term institutional investors to lend out their securities to short sellers in exchange for a lending fee. Agent lenders within the market seek to optimize revenue by lending out securities at the highest rate possible. Typically, this rate is set by hard-coded business rules or standard supervised machine learning models. These approaches are often difficult to scale and are not adaptive to changing market conditions. Unlike a traditional stock exchange with a centralized limit order book, the securities lending market is organized similarly to an e-commerce marketplace, where agent lenders and borrowers can transact at any agreed price in a bilateral fashion. This similarity suggests that the use of typical methods for addressing dynamic pricing problems in e-commerce could be effective in the securities lending market. We show that existing contextual bandit frameworks can be successfully utilized in the securities lending market. Using offline evaluation on real historical data, we show that the contextual bandit approach can consistently outperform typical approaches by at least 15% in terms of total revenue generated.

## KEYWORDS

Reinforcement Learning, Contextual Bandit, Thompson Sampling, Dynamic Pricing, Securities Lending, Financial Markets

### ACM Reference format:

Jing Xu, Yung-Cheng Hsu and William Biscarri. 2024. Dynamic Pricing in Securities Lending Market: Application in Revenue Optimization for an Agent Lender Portfolio. In *Proceedings of ACM International Conference on AI in Finance (ICAIF '24)*, November 14–16, 2024, New York, NY, USA. 8 pages.

## 1 INTRODUCTION

A fundamental problem in quantitative finance is the design and implementation of automated data-driven processes to operate within financial markets. A particular area of interest is automated trading, where the goal is to create systems capable of interacting with a market without human intervention. This problem has been, and continues to be, extensively studied in multiple markets, but particular focus has been on markets with a traditional limit order

book structure, such as cash equities [10, 11], futures [12], and foreign exchange [13, 14].

One market that has seen comparatively less attention is the securities lending (SL) market, which is an important, yet often overlooked, component of the modern financial system. In the SL market, agent lenders which hold securities on behalf of customers compete with one another to lend out these securities to other investors, who typically seek to borrow these securities for the purposes of shorting. Much past work has focused on analyzing the SL market primarily from an auction or game theoretic perspective [15, 16, 17].

The usual goal of agent lenders operating within the SL market is to maximize the total amount of revenue received from lending out securities to borrowers. Since there is no difference between any given security borrowed from different agent lenders, borrowers have no preference for one agent lender over another except in the cost of borrowing being offered by each lender. Furthermore, the number of available shares of any given security available to lend in the market often far surpasses the demand of that security to be borrowed. As a result, agent lenders must carefully set the cost of borrowing the securities that they hold to optimize the total amount of revenue they receive.

Traditionally, agent lenders have used rule-based logic derived from business intuition in combination with human judgement from manual traders to set the rate for borrowing a security. While this approach can be effective, the hard-coded rules are often static and may reflect observations or patterns that were valid in the past, but which no longer hold. A seminal work which studies these issues is presented by Duffie et al. [4], however, their approach relies on static beliefs and manual intervention by traders and is not automated.

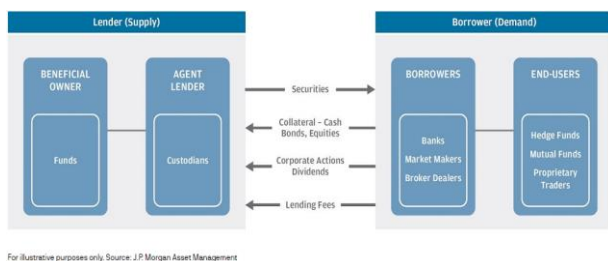
More recently, agent lenders have turned to building machine learning based models to set lending rates. While more scalable and adaptive than rule-based approaches, there are still limitations. The first is that there is no ground truth label available for training, as the “correct” lending rate is unobservable, which can make training a standard supervised model difficult. The second, and perhaps most important, is that a fixed model still may not be able to adapt to changing market conditions.

The goal of this work is to explore the use of automated, dynamic, and data-driven methods for optimizing the actions of an agent lender in the SL market. Unlike the typically studied markets that use a continuous-time double auction mechanism and limit order book to handle order flows and execution in a centralized fashion, the SL market is organized more like a standard e-commerce platform where transactions occur between a buyer and seller directly. Given this important difference, existing automated trading approaches in the quantitative finance literature designed for markets that follow a limit order book structure may not be appropriate for the SL market. However, the similarities between the SL market and e-commerce platforms hint that approaches for dynamic pricing problems may be effective.

A well-studied and successful paradigm for approaching dynamic pricing problems, is the contextual multi-armed bandit framework [18, 19, 20]. In this framework, an agent observes context from its environment and uses that context to sequentially make decisions. Importantly, the agent quickly receives feedback on the efficacy of its past decisions and can utilize that information when making future decisions. In this paper, we demonstrate that a contextual bandit framework can be effectively applied by an agent lender in the SL market to dynamically set lending rates and improve revenue generation over standard methods. In section 2, we cover details of the SL market. In section 3, we briefly review the standard contextual bandit framework. In section 4, we describe a custom reward function to be used in the contextual bandit model. Finally, in section 5, we train the model offline using real historical demand data and demonstrate that the contextual bandit approach can outperform traditional approaches used in the SL market.

## 2 BACKGROUND

In this section, we provide a brief introduction to the securities lending market and the market mechanisms as that result from its trading infrastructure.



**Figure 1:** Interactions between entities in the securities lending process.

### 2.1 Securities Lending and Agent Lenders

Securities lending works by allowing a fund to temporarily lend securities that it owns to an approved borrower in return for a fee.

The borrower is required to provide sufficient collateral, in the form of either cash or securities, to compensate the fund if the borrower fails to return the loaned securities in the agreed timeframe, subject to certain counterparty and liquidity risks [2]. Figure 1 captures the key market participants and shows how the securities lending process works.

ORDER EXPIRY_DT	COLLATERAL_TY	LOAN_QTY	STATUS	BID
5:19:33	Non Cash	17,200	REJECTED	69.00
5:24:20	Cash USD	17,200	REJECTED	69.08
5:54:46	Non Cash	17,200	REJECTED	69.00
6:10:12	Cash USD	17,200	REJECTED	69.08
7:10:45	Non Cash	17,200	REJECTED	69.00
7:25:12	Cash USD	17,200	REJECTED	69.08
8:03:54	Non Cash	17,200	REJECTED	69.00
8:20:04	Cash USD	8,700	REJECTED	69.08
9:03:12	Non Cash	8,700	REJECTED	69.00
10:15:24	Cash USD	8,700	REJECTED	69.08
11:04:47	Non Cash	8,700	REJECTED	69.00
11:16:45	Cash USD	8,700	REJECTED	69.08
12:03:25	Non Cash	8,700	REJECTED	69.00
12:16:34	Cash USD	8,700	REJECTED	69.08
13:03:39	Non Cash	6,300	REJECTED	43.08
13:14:42	Cash USD	6,300	REJECTED	43.00

**Figure 2:** Borrower sending multiple requests to single lender for the same security with different expiration schedule

Agent lenders play an important role in the lending market. On one hand, they lend out securities on behalf of asset owners/managers to create incremental alpha. On the other hand, they offer broker dealers a way to mitigate the consequence of frictions inherent to OTC markets at the cost of charging a lending fee [4]. To reduce such cost a borrower often reaches out to multiple lenders to communicate interests for securities and borrow from the lender that offers the lowest fee, especially for hard-to-borrow names. The lending fee depends heavily on market supply-demand dynamics. From an agent lender's perspective, suboptimal pricing decisions lead to reduction in its own revenue and in some cases sends the wrong pricing signals to other agency lenders and distort price in the market.

### 2.2 Trading infrastructure and market mechanism

Trading in the SL markets happens on marketplace platform like the **Next Generation Trading (NGT)**<sup>1</sup>. On the supply side, lenders actively update executable inventory by publish <Offer rate, Inventory> on **Target Availability (TA)**. On the demand side, NGT's **Indication of Interest (IOI)** allows borrowers to reach out to multiple lenders for market discover in a non-exclusive fashion. Borrowers can also send multiple requests to the same lender with a different bid over time. Figure 2 shows an example of borrower submitting multiple requests to one agent lender for the same security throughout the day, all of which got rejected by the lender. After IOI, borrowers then set up a pre-defined order of lenders that they want to transact with and allow NGT to route borrow requests sequentially.

Trades are automatically accepted or rejected between two private parties based on few key parameters: Lender's <Offer rate, Available inventory>, Borrower's <Bid, Quantity requested>. A request is accepted when bid and offer agrees conditional

<sup>1</sup> NGT is a multi-asset trading platform available 24 hours a day for real-time securities lending trading between lenders and borrowers. As of May 2023, \$113.5bn notional on average traded on NGT each day. <https://equilend.com/services/ngt/>.

availability, reject otherwise. Borrowers and lenders can access to transaction history on NGT at a cost. Since there's no centralized clearing in the marketplace, there's no notion of market clearing lending fee. The access to market transaction history allows both sides to find out where the market is trading at for price discovery<sup>2</sup>.

### 2.3 Properties of Good Pricing Strategy

**Realistic preference.** A necessary condition for good pricing model is that reward preference assumption should truly reflect optimization need of client/business. Poorly constructed assumptions could lead to misleading conclusions, sometimes under the disguise of complicated structure. To evaluate the realism of the assumptions, we need check if the preference is commensurable with the metrics that business cares about. For example, in SL market, the business prefers high acceptance rate of orders flow and higher price conditional on acceptance. In Section 4, we show that our preference function is designed to balance out hit rate vs ask price.

**Responsiveness.** Another desirable property of good pricing strategy is the responsiveness to adapt to market dynamics: the model should include parameters that explicit captures the markets dynamics allowing it to response to the change directly. For example, when an agent lender owns a dominating share of the market, the agent lender has tremendous pricing power, the lending fee tends to be more aggressive than when the agent lender has low market share. In section 5, we provide empirical evidence that our reward function and market share feature can capture such pricing power dynamic due to monopoly power.

## 3 CB FORMULATION & RELATED WORK

In this section, we define the K-armed contextual bandit problem formally, and as an example, show how it can model the agent lenders' offer rate pricing problem. We then discuss related works and their limitations.

### 3.1 Contextual Bandit Formulation for an Agent Lender

In a competitive market, the revenue optimization problem for the representative agent lender in the marketplace takes market demand as given. Hence, it is safe to assume such lender is not likely to have any systematic impact on aggregate demand. Following previous work of Li et al. [6], we model the agent lender pricing problem as a bandit problem with contextual information. Formally, a CB algorithm learn through repeated interaction over  $T$  rounds. At each round  $t = 1, 2, \dots, T$ :

- The algorithm observes the current market environment  $x_t \in X$  where  $X$  is a set of market features the vector  $x_t$  summarizes information about market supply and demand dynamics in our setting.
- Based on previous observed payoffs, the algorithm chooses an action  $a_t \in A$ , from a set of actions,  $A$ . In our setting each action corresponds to a price level. Given an action,  $a_t$ , we receive reward,  $r_{t,a_t}$ .

- The algorithm then improves the action selection strategy with this new observation. Note that the reward is only observed for chosen  $a_t$  at any timestep  $t$ .

The CB algorithm is equipped with a set of policies  $\Pi \subseteq \{X \rightarrow A\}$ , which describe how actions are chosen given the observed context. The objective of a CB algorithm is to learn a policy  $\pi \in \Pi$  which minimizes,

$$Regret(\pi) = \sum_{t=1}^T [r_t(x_t, a_t^*) - r_t(x_t, \pi(x_t))] ,$$

where

$$\pi(x_t) = \underset{a_t}{\operatorname{argmax}} r_t(x_t, a_t)$$

The optimal policy is thus:

$$\pi^* = \underset{\pi}{\operatorname{argmin}} Regret(\pi)$$

### 3.2 Related Work

Dynamic pricing strategies for financial market has been extensively studied in the literature. Duffie et al. [4] use traditional statistical methods to dynamically determine the price, fees, and the interests rate in securities lending. The lending fee dynamics is driven by the difference in agent believes and bargaining. Their styled assumptions on believes are static and rarely hold in securities lending market as more than 80% of the transactions are low touch transactions that settles without traders' intervention.

More recently, reinforcement learning (RL) has emerged as a powerful paradigm for sequential decision-making problems, where an agent learns to interact with an environment to maximize a cumulative reward. Khraishi et al. [5] applied an offline policy evaluation onto dynamic pricing for consumer credit with the classic Q-learning paradigm. Past work has showed evaluation methods that are guaranteed to be unbiased (Li et al. 2011) or have low bias (Dud'ik et al. 2012; 2014), but only assuming an infinite data stream. Other work has focused on evaluators that perform well empirically but lack this unbiasedness (Mary, Preux, and Nicol 2014). Li et al. [6] used contextual bandit techniques to make personalized recommendation with the reward function of article click through rate. Most RL methods rely on predefined reward functions, such as immediate profit or transactional success rate. Khraishi et al. [3] took expected immediate profit as the reward for dynamically pricing. Such reward functions can be challenging to define accurately and may not fully capture the nuances of the field.

## 4 REWARD FUNCTION & EVALUATION

In this Section, we define a bounded reward function for the agent lender and show that it can be broken down into intuitively explainable components. We then go over the evaluation methodology.

<sup>2</sup> Market VWAF is the value weighted average lending fee of all outstand loans on NGT

#### 4.1 The Agent Lender's Reward Function

To effectively use the contextual bandit framework, a sensible reward metric is critical. Given the nature of the securities lending market the reward function that is used should meet two criteria. First, it should prefer to lend out (or book) a security over not lending out a security. Second, if a security is lent out, it should prefer to lend out the security at as high of a rate as possible. Therefore, we define the reward as the product of two terms – booking preference and booking practice – and refer to the overall reward as revenue propensity.

**Reward.** In a nutshell the agent lender's reward should prefer booking over rejection and if a booking has been made, it should prefer a higher lending fee. Hence, we define the reward as the product of two parts and call it *Revenue Propensity*  $\in [0,1]$ :

$$\text{Revenue Propensity} = r_t(x_t(Bid_t^s), a_t^s, \delta) \quad (1)$$

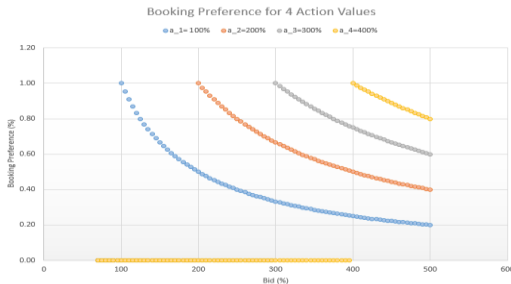
$$\text{Revenue Propensity} \equiv \text{Booking Pref} * \text{Booking Status} \quad (2)$$

**Booking Preference** is a continuous value bounded between 0 and 1. It represents the preference of a match or no match for any request  $s$ .

Booking Preference  $\in [0, 1]$  is defined as:

$$bp(Bid_t^s, a_t^s) = \begin{cases} 0, & \text{if } Bid_t^s < a_t^s \\ \frac{a_t^s}{Bid_t^s}, & \text{otherwise} \end{cases} \quad (3)$$

where  $Bid_t^s$  is the bid from the borrower and  $a_t^s$  is the proposed lending fee from the lender. Intuitively, when there is no match i.e., when  $Bid_t^s$  is below  $a_t^s$ , the booking preference is zero. When a match happens, the booking preference rewards an action  $a_t^s$  that is closer to  $Bid_t^s$ . Booking preference is intuitively maximized when,  $a_t^s = Bid_t^s$ , as this reflects a scenario in which the full extent of the borrower's willingness to pay has been met. Figure 3 plots the value of booking preference for various level of  $a_t^s$  as a function of bid to illustrate the tradeoff between hit rate and high booking preference value.



**Figure 3:** Booking preference as a function of bid for various  $a_t^s$

**Booking Status** is binary variable reflecting a match or no match. Booking Status  $\in \{0, 1\}$  is defined as follows:

$$I_b(Bid_t^s, a_t^s, \delta) = \begin{cases} 0, & bp(Bid_t^s, a_t^s) = 0 \text{ or } Bid_t^s < \delta C \\ 1, & \text{otherwise} \end{cases} \quad (4)$$

where  $\delta$  is a threshold multiplier and  $C$  is a benchmark value to detect spoofing requests, which occurs when a borrower tries to book a trade with an extremely low **Bid** to influence the market. Booking Status can be estimated via any model capable of producing binary predictions.

Thus, the overall reward for an action gives a context at time  $t$  is  $r_t(x_t, a_t^*)$  and is equal to Finally, our optimization problem is to minimize the total regret in term of expected revenue by multiply to the market value of the loan to the lending fee:

$$\text{Regret}(\pi) = \sum_{t=1}^T [r_t(x_t, a_t^*) - r_t(x_t, \pi(x_t))] * \text{MarketVal} * a_t^* \quad (5)$$

$$\pi^* = \underset{\pi}{\operatorname{argmin}} \text{Regret}(\pi) \quad (6)$$

#### 4.2 Offline Evaluation

Evaluation for problems with sequential interactions are always tricky. In our case, we want to measure the cumulative reward for a given policy. The ideal situation is to have each policy test in an 'online' on the trading platform, which is not feasible in our research setting. Hence, we followed the unbiased offline evaluation method in Li et al. [6] by using historical logged transaction details. We built a simulator to model the bandit process from the logged transaction data, and then evaluated each policy using the following steps:

1. Initialize the action vector and/or matrix for each action arm
2. Observe a booking request and create the context vector using the market supply-demand signals
3. Estimate the Booking Status or Revenue using different strategies (elaboration on the strategies could be found below) by taking the context vector and action vectors/matrices
4. Choose the action arm that gives the highest reward (i.e., estimated revenue)
5. Update the parameters of the vectors/matrices of the action arm that gives the highest estimated revenue
6. Keep looping through step 2, 3, 4, and 5 to balance exploration and exploitation dynamically

In our experiment we tested 4 exploration/exploit strategies:

- **Linear Upper Confidence Bound (LinUCB. With a direct estimation on the Revenue.):** We use the originally LinUCB presented in Li et al [6], This method creates a confidence interval around the estimated mean reward of an action and chooses the action with the highest upper confidence bound. In this strategy, the reward is just the revenue of a booking request since there is no need to estimate the booking preference.
- **Regularized Logistic Regression [Algorithm 1]:** This strategy initializes a vector  $\beta$  for each action arm  $a$  to estimate a reward  $\hat{r}_t(x_t, a)$ , which is the Booking Status in this case, by applying a sigmoid operation on the context  $x_t$  and  $\beta$ , with the following variations:

- Upper Confidence Bound (LRUCB): Booking Status is estimated using a sigmoid function with a predefined confidence bound factor.
- Thompson Sampling (LRTS): Booking Status is estimated by a normal sampling and a sigmoid function.
- Epsilon Greedy (EG): Booking Status is estimated by solely one sigmoid function.

LRUCB, LRTS, and EG strategies use the same algorithm backbone [Algorithm 1] of logistic regression to estimate the value of Booking Status (for EG) or the mean value of Booking Status (for LRUCB and LRTS). Once the booking status is estimated, we can estimate the reward of an action by multiplying it with the booking preference and the market value of a certain security.

## 5 EXPERIMENTS

In this section, we use the offline evaluation method of Li et al [6] to compare the 4 contextual bandit algorithms with 4 non-contextual bandit pricing strategies. We describe the experiment setup briefly followed by discussion of results.

### 5.1 Experiment Setup

This subsection gives a detailed description of our experimental setup, including data, contextual feature construction, performance evaluation, and competing algorithms.

---

#### Algorithm 1 Regularized Logistic Regression Algorithm for Reward Estimation

---

Initialize  $\beta$  (parameters of the estimated distribution of booking status)  $\in R^5$  to  $N(0, \lambda)$  and  $\alpha$  for LRUCB as the confidence bound factor for each action arm

**for**  $t \in T$  **do**

**for all**  $a \in A_t$  **do**

$x_t \leftarrow$  Observe a new context

**if** using LRUCB

$m \leftarrow \text{Sigmoid}(\beta, x_t)$

$\hat{r}_t(x_t, a) \leftarrow UCB(m, \alpha)$

**end if**

**else if** using LRTS

$m \leftarrow \text{Thompson Sampling}$

$\hat{r}_t(x_t, a) \leftarrow \text{Sigmoid}(m)$

**end else if**

**else if** using EG

$\hat{r}_t(x_t, a) \leftarrow \text{Sigmoid}(\beta, x_t)$

**end else if**

**end for**

  Choose the arm  $a_t = \max_{a \in A_t} \hat{r}_t(x_t, a)$

**if**  $a_t$  = the assigned action to the current booking request then

    update  $\beta$

**end if**

**end for**

---

#### 5.1.1 Data

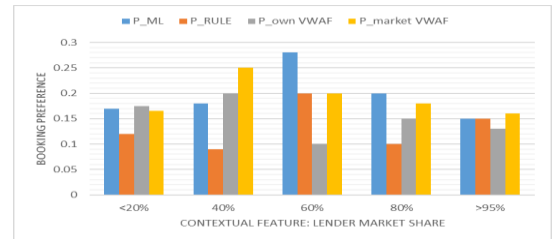
We trained our models with historical bid-level data from NGT autoborrow, so that each observation contains a timestamp, quantity, bid, and accept or reject status. Additional data for market features including market share, utilization, other source of supply, borrower's bid from the demand side is obtained separately from other sources. For the scope the experiment, we focus on the U.S. market and securities with a lending fee in the range from 1%- 10% as the securities with very high lending fee will be manually traded by the desk and the GC securities will be priced at 25 bp in general.

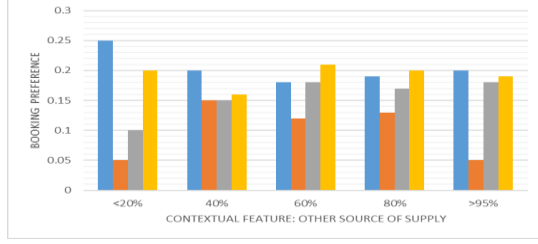
#### 5.1.2 Contextual Feature Construction

Our context vector consists of features describing market signals, the agent lender's information, and demand side information. We use 4 market supply-demand signals and one demand feature including Utilization  $\in [0, 1]$ , Agent Lender Mkt Share, Alternative Supply Signal  $\in [0, 1]$ , Return signal  $\in [0, 1]$ , BID signal scaled  $\in [0, 1]$ .

- Utilization  $\in [0, 1]$  stands for the market level demand to supply ratio
- Agent Lender Mkt Share  $\in [0, 1]$  is a proxy for the market power of the agent lender
- Other Source of Supply  $\in [0, 1]$  is a proxy for the alternative source of supply outside NGT
- Return over Notional  $\in [0, 1]$  is a proprietary demand signal for the agent lender
- BID EWMA Ratio scaled  $\in [0, 1]$  is a bid level feature used to gauge borrower interest level

A good contextual feature should discriminate various market condition, i.e., we should expect to see reward ranking amongst actions to vary over the range of our context. For example, in Figure 6, we plot the average Booking Preference of 4 type of pricing strategies in our action space vs 2 contextual features -market share and other sources of supply. The top chart shows that the action with highest booking preference varies across different market share levels, i.e., not a single action pareto dominates the rest. The best action in mid-range (40-60%) might not be the best action in high market power situation (>70%). Moreover, it shows that our booking preference penalizes pricing strategy ( $P_{rule}^s(t)$ ) that is overly aggressive, but less so when market share is > 85%, in which the agent lender will have monopoly pricing power.

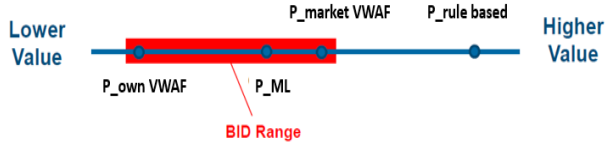




**Figure 4: Comparison of average Booking Preference of 4 actions given the context (x axis - market share (top), other source of supply (bottom), y axis – Booking Preference)**

### 5.2.1 Method Comparisons

We compared contextual bandits-based policies with other non-CB policies commonly used by agent lenders. We estimated revenue generated by 8 policies trained below.



**Figure 5: Cardinal ranking of aggressiveness of 4 type of pricing strategies that in the action space.**

**I. Non-CB pricing policy.** These are the pricing strategies that commonly used by major agent lenders. The strategies span our action space for CB setup:

- ML based supervised learning predictive pricing policy
- Agent Lender rule-based pricing policy
- Agent Lender's existing book VWAF
- Market VWAF of all agent lenders

Figure 5 shows the cardinal ranking of aggressiveness of the 4 actions in our experiment, from low to high value are  $P_{own\ vwaf}^s(t)$ ,  $P_{ML}^s(t)$ ,  $P_{market\ vwaf}^s(t)$  and lastly  $P_{rule}^s(t)$ . The higher the rate, the more aggressive the agent lender is in its pricing strategy.

### II. CB pricing policies.

- LinUCB
- LR UCB
- epsilon-greedy
- Thompson Sampling

### 5.3 Results and Discussion

To test each pricing strategy, we use 5-day worth of trading log data from NGT. The first 4 days are used for training, and the last day is used for testing. We measure the total estimated revenue in a 5-day sliding window fashion (i.e., approximately the first 4 days will be used for training and the last day will be used for testing), to test the consistency of the results.

Policy	2021			2021			2023		
	Apr 21-27	Apr 22-28	Apr 23-29	Nov 16-22	Nov 17-23	Nov 18-24	Apr 27-May 3	Apr 28-May 4	May 1-5
**ML Based	1.14	1.5	1.98	1.65	0.82	3.1	0.39	0.43	1.65
**Rule-Based	0.41	0.53	1.05	0.45	0.35	2.39	0.10	0.34	0.28
*LinUCB	0.9	1.2	1.88	1.41	0.78	3.3	0.86	0.56	2.2
*LR UCB	1.64	1.61	2.56	1.81	1.32	4.25	1.07	0.75	2.43
*Eps-Greedy	1.61	1.58	2.5	1.76	1.23	4.15	1.06	0.72	2.21
*Thompson Sampling	1.65	1.62	2.57	1.86	1.33	4.26	1.07	0.76	2.44
**EWMA	1.38	1.39	2.07	1.61	0.81	3.86	0.92	0.48	2.35
**Lender VWAF	0.85	1.24	1.6	1.13	1.08	3.16	0.48	0.49	0.96

Table 1: Contextual bandit-based lending fee optimization experiment: comparing the simulated revenue based on sample of 5-day NGT demand data for 8 distinct pricing strategies. Contextual bandit-based policies are denoted with a (\*), while the traditional, non-contextual bandit-based approaches are denoted by (\*\*). (The anti-spoofing factor  $\delta C$  is set to 0.85 in all experiments)

Table 1 shows the revenue generated by each policy based on our simulation using real demand data from 3 consecutive 5-day periods April 2021 and another 3 from November 2021. The following patterns can be seen quite consistently in our results:

The first, and most encouraging, is that the contextual bandit-based methods almost uniformly outperform the traditional non-contextual bandit pricing policies. This is perhaps unsurprising, as the contextual bandit approach can use past and current market conditions to determine which pricing strategy is likely to be most effective given the current environment.

Policy	2023 May 1-5		
	Own VWAF	Market VWAF	ML/Rule Based
*LinUCB	0.84	0.03	0.13
*LR UCB	0.32	0.24	0.45
*Eps-Greedy	0.24	0.24	0.51
*Thompson Sampling	0.26	0.24	0.50

**Table 2: Number of times each action is selected as the best action in 2023 May experiments.**

The second is that the contextual bandit approaches provide insight into which traditional approaches are most effective, and why. Table 2 shows a count of how often each pricing strategy was chosen by each contextual bandit method. From this, we can see that the agent lender's rule-based rate and ML based rate were selected most often. This likely occurs because rule-based rates are usually lower than the Bid and the other rates are usually higher than the Bid. Hence, on average, there would be more match between the Bid and the rule-based rates. On the other hand, when the Bid are greater than ML based rates, the ML based rates would be very close to Bid, hence, under this scenario, picking ML based rates gives higher booking preference for individual incoming booking requests, rendering higher total revenue.

Finally, among the contextual bandit frameworks we investigated, the policies which utilized our custom reward function by estimating the booking status using logistic regression performed better than the framework which estimated revenue directly. This



likely occurs because without incorporating the booking status, it is implicitly assumed that a price will be accepted, which is likely too aggressive of an assumption and thus leads to a disproportionate amount of missed bookings.

## 6 CONCLUSIONS

In this paper we investigated the use of the contextual bandit framework in improving the ability of an agent lending to optimize their pricing in the securities lending market. Using real historical demand data from the securities lending market, we benchmarked the performance of optimal prices chosen by common contextual bandit frameworks. We demonstrated that contextual bandit frameworks can be effectively used to choose between static prices recommended by supervised learning model as well as three logic-based pricing rules which are commonly used in the industry. In our historical data-based simulation, we have shown that that our contextual bandit framework can learn on historical data to recommend an optimal price, without the need of heavy model assumption as in any supervised learning model. We also demonstrated that our models improve previous state-of-art solutions, providing higher PnL than any single pricing strategies. We discussed the main advantages of the Contextual Bandit framework, and we demonstrated that it is flexible enough to consider multiple pricing strategies at once. For the future work, we would like to explore and improve the model performance on real time demand data, which require a more sophisticated consideration on infrastructure readiness in a production setting.

## DISCLAIMER

This paper was prepared for informational purposes in part by the Quantitative Research group of JPMorgan Chase & Co. and its affiliates ("J.P. Morgan") and is not a product of the Research Department of J.P. Morgan. J.P. Morgan makes no representation and warranty whatsoever and disclaims all liability, for the completeness, accuracy or reliability of the information contained herein. This document is not intended as investment research or investment advice, or a recommendation, offer or solicitation for the purchase or sale of any security, financial instrument, financial product or service, or to be used in any way for evaluating the merits of participating in any transaction, and shall not constitute a solicitation under any jurisdiction or to any person, if such solicitation under such jurisdiction or to such person would be unlawful.

## REFERENCES

- [1] Gary Gensler. 2021. *Proposed Updates to Securities Lending Market*. <https://www.sec.gov/news/statement/gensler-securities-lending-market-20211118>
- [2] JP Morgan Asset management. 2023. <https://am.jpmorgan.com/se/en/asset-management/institutional/insights/securities-lending/>
- [3] Nathan Foley-Fisher, Stefan Gissler, Stéphane Verani. 2019. *Over-the-counter market liquidity and securities lending*. (Review of Economic Dynamics Volume 33) DOI: <https://doi.org/10.1016/j.red.2019.02.005>.
- [4] Darrell Duffie, Nicolae Gârleanu, Lasse Heje Pedersen. 2002. *Securities lending, shorting, and pricing* (Journal of Financial Economics). <https://www.sciencedirect.com/science/article/pii/S0304405X0200226X>
- [5] Raad Khraishi1, Ramin Okhrati. 2022. *Offline Deep Reinforcement Learning for Dynamic Pricing of Consumer Credit*. ICAIF '22: Proceedings of the Third ACM International Conference on AI in Finance. DOI: <https://doi.org/10.1145/3533271.3561682>
- [6] Lihong Li, Wei Chu, John Langford, Robert E. Schapire. 2010. *A contextual-bandit approach to personalized news article recommendation*. WWW '10: Proceedings of the 19th international conference on World wide web DOI: <https://doi.org/10.1145/1772690.1772758>
- [7] Yuantong Li, Chi-hua Wang, Guang Cheng, Will Sun. 2022. *Rate-Optimal Contextual Online Matching Bandit*. DOI: <https://doi.org/10.48550/arXiv.2205.03699>
- [8] Olivier Chapelle and Lihong Li. 2011. *An empirical evaluation of thompson sampling*. Advances in neural information processing systems, 24
- [9] Aleksandrs Slivkins et al. 2019. *Introduction to multi-armed bandits*. Foundations and Trends® in Machine Learning, 12(1-2):1–286.
- [10] Yuriy Nevmyvaka, Yi Feng, and Michael Kearns. 2006. Reinforcement learning for optimized trade execution. *Proceedings of the 23rd international conference on Machine learning - ICML (2006)*. DOI: <https://doi.org/10.1145/1143844.1143929>
- [11] Zihao Zhang, Stefan Zohren, and Stephen Roberts. 2019. DeepLOB: Deep Convolutional Neural Networks for Limit Order Books. *IEEE Transactions on Signal Processing* 67, 11 (2019), 3001–3012. DOI: <https://doi.org/10.1109/tsp.2019.2907260>
- [12] Guhyuk Chung, Munki Chung, Yongjae Lee, and Woo Chang Kim. 2022. Market Making under Order Stacking Framework: A Deep Reinforcement Learning Approach. *Proceedings of the Third ACM International Conference on AI in Finance (2022)*. DOI: <https://doi.org/10.1145/3533271.3561789>
- [13] Antonio Riva, Lorenzo Bisi, Pierre Liotet, Luca Sabbioni, Edoardo Vittori, Marco Pinciroli, Michele Trapletti, and Marcello Restelli. 2022. Addressing Non-Stationarity in FX Trading with Online Model Selection of Offline RL Experts. *Proceedings of the Third ACM International Conference on AI in Finance (2022)*. DOI: <https://doi.org/10.1145/3533271.3561780>
- [14] João Carapuço, Rui Neves, and Nuno Horta. 2018. Reinforcement learning applied to Forex trading. *Applied Soft Computing* 73, (2018), 783–794. DOI: <https://doi.org/10.1016/j.asoc.2018.09.017>
- [15] Emily Diana, Michael Kearns, Seth Neel, and Aaron Roth. 2020. Optimal, truthful, and private securities lending. *Proceedings of the First ACM International Conference on AI in Finance (2020)*. DOI: <https://doi.org/10.1145/3383455.3422541>
- [16] Mahdi Nezafat and Mark Schroder. 2021. Private Information, Securities Lending, and Asset Prices. *The Review of Financial Studies* 35, 2 (2021), 1009–1063. DOI: <https://doi.org/10.1093/rfs/hhab043>
- [17] Shuaiyu Chen, Ron Kaniel, and Christian C. Opp. 2022. Market Power in the Securities Lending Market. *SSRN Electronic Journal* (2022). DOI: <https://doi.org/10.2139/ssrn.4100699>
- [18] Jonas Mueller, Vasilis Syrgkanis, and Matt Taddy. 2019. Low-rank bandit methods for high-dimensional dynamic pricing. Proceedings of the 33rd International Conference on Neural Information Processing Systems. Curran Associates Inc., Red Hook, NY, USA, Article 1386, 15468–15478.
- [19] Virag Shah, Jose Blanchet, and Ramesh Johari. 2019. Semi-parametric dynamic contextual pricing. Proceedings of the 33rd International Conference on Neural Information Processing Systems. Curran Associates Inc., Red Hook, NY, USA, Article 212, 2363–2373.
- [20] Kanishka Misra, Eric M. Schwartz, and Jacob Abernethy. 2018. Dynamic Online Pricing with Incomplete Information Using Multi-Armed Bandit Experiments. *SSRN Electronic Journal* (2018). DOI: <https://doi.org/10.2139/ssrn.2981814>
- [21] Maxime C. Cohen, Ilan Lobel, and Renato Paes Leme. 2020. Feature-Based Dynamic Pricing. *Management Science* 66, 11 (2020), 4921–4943. DOI: <https://doi.org/10.1287/mnsc.2019.3485>