

Mitigating Cognitive Biases in Multi-Criteria Crowd Assessment

Shun Ito^a, Hisashi Kashima^a

^a*Kyoto University, Yoshida-Honmachi, Sakyo-ku, Kyoto, 606-8501, Japan*

Abstract

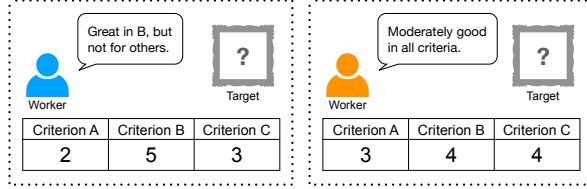
Crowdsourcing is an easy, cheap, and fast way to perform large scale quality assessment; however, human judgments are often influenced by cognitive biases, which lowers their credibility. In this study, we focus on cognitive biases associated with a multi-criteria assessment in crowdsourcing; crowdworkers who rate targets with multiple different criteria simultaneously may provide biased responses due to prominence of some criteria or global impressions of the evaluation targets. To identify and mitigate such biases, we first create evaluation datasets using crowdsourcing and investigate the effect of inter-criteria cognitive biases on crowdworker responses. Then, we propose two specific model structures for Bayesian opinion aggregation models that consider inter-criteria relations. Our experiments show that incorporating our proposed structures into the aggregation model is effective to reduce the cognitive biases and help obtain more accurate aggregation results.

Keywords: Crowdsourcing, Cognitive Biases, Multi-criteria Assessment

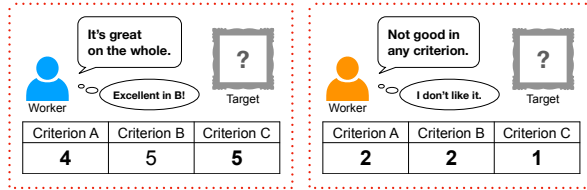
1. Introduction

Quality assessments of various objects, such as texts, images, and even customer services, plays a direct and indirect important role in many applications, and is often based on human subjectivity. Despite recent advances in AI and machine learning technologies, many applications still require human assessment because the characteristics of objects that can explain human subjectivity are sometimes unknown or too vague to be extracted automatically, which is a serious bottleneck when conducting large-scale automated quality assessments. The use of crowdsourcing is a promising way to implement this with the wisdom of the crowd.

One challenge in crowdsourced quality assessments is the uncertainty of human judgments. Since workers have different competences, expertise, or motivations, their responses are sometimes too noisy to analyze and extract useful knowledge. A straightforward solution is to assign multiple crowdworkers to each evaluation target and aggregate the redundantly collected evaluations using majority voting. More sophisticated statistical methods, such as Bayesian generative models, have also been explored for better aggregations. Various factors of human error have been introduced into statistical models, such as the ability of workers (Dawid & Skene, 1979), difficulty of the questions (Whitehill et al., 2009; Welinder et al., 2011), and presence of malicious workers (Raykar & Yu, 2011).



(a) Unbiased examples.



(b) Biased examples.

Figure 1: Two example cases of inter-criteria cognitive biases in multi-criteria assessments. The left is the case in which the worker rates Criterion B high, and therefore over-estimates the other two criteria affected by Criterion B. On the right the worker rates all criteria lower than unbiased evaluations due to the negative global impression of the target.

Psychologists have investigated the perceptual effects in decision-making processes of humans called *cognitive biases*. Cognitive biases are systematic patterns of deviation from norms or rationality in human judgments and can potentially influence all types of human responses, including quality assessment. Recent crowdsourcing studies investigated the existence of various cognitive biases and their effects on crowdworkers' responses. For example, Eickhoff introduced four common cognitive biases encountered in crowd annotation and measured the magnitude of their impact on responses and machine learning-based predictions (Eickhoff, 2018). Although other researchers have also investigated several cognitive biases (Newell & Ruths, 2016; Gadiraju et al., 2017b), there is still a gap between the vast variety of cognitive biases studied in psychology and crowdsourcing research.

In the present study, we raise the issue of inter-criteria cognitive biases in crowdsourced quality assessments. Inter-criteria cognitive biases such as the *halo error* are the evaluator biases that can occur when dealing with multiple perspectives simultaneously, and has been studied for years in the field of psychology (Thorndike, 1920; DeCoths, 1977; Balzer & Sulsky, 1992). In crowdsourcing, the multi-criteria assessment that takes into account multiple attributes of the target object and scores each criterion, is a general form of quality assessment (Manouselis & Costopoulou, 2007; Lester & Porter, 1997). More monetary and time costs are incurred when assessing multiple criteria than when assessing a single criterion; thus, a more practical choice would be to conduct the assess-

ments for all criteria at once as a single crowdsourcing task. Although such task design could lead to inter-criteria cognitive biases, their impact and mitigation in crowdsourcing has not yet been fully discussed.

In inter-criteria cognitive bias situations, crowdworkers give lenient responses or similar ratings across criteria. Figure 1 shows schematic examples of biased judgments in multi-criteria assessments. One example is where workers notice significantly high or low quality in one of the evaluation criteria; they may over- or under-estimate other criteria by being influenced by the significant criteria. Another example is the case in which workers judge each criterion based on the overall impression of the target itself; the variance of their responses across the different criteria could be smaller due to the strong emphasis on the overall impression. Such biased responses can also negatively impact the predictive performance of the evaluation aggregation models.

We first investigate the presence of such cognitive biases in multi-criteria assessment from real data, then consider statistical generative models for aggregating multi-criteria assessments with novel model structures that consider the effect of inter-criteria cognitive biases. First, we construct two datasets of short text writings as our evaluation targets, and then collect responses with multi-criteria quality ratings for each target using crowdsourcing. To investigate the inter-criteria effect, we collect the evaluations in two different task settings: (i) evaluating different criteria in separate tasks and (ii) simultaneously evaluating all criteria in a single task. We treat the responses in the first setting as unbiased responses, and those in the second setting as biased responses. We perform statistical analysis to compare these two settings and reveal how inter-criteria biases bias crowdworkers’ judgments in terms of mean and variance. Second, based on the observation, we introduce a simple Bayesian aggregation model that predicts the true quality of the evaluation targets from the collected ratings, and then propose two specific model structures that extend the baseline model to mitigate the effects of inter-criteria biases. Finally, we conduct experiments using our datasets with varying numbers of workers. Our experimental results demonstrate that our proposed models outperform the baseline model in making debiased predictions.

In summary, the contributions of this study are three-fold.

- We identify inter-criteria cognitive biases in multi-criteria assessment in crowdsourcing.
- We construct real multi-criteria assessment datasets using crowdsourcing and demonstrate the effect of inter-criteria cognitive biases on the worker responses.
- We propose model structures to mitigate the inter-criteria effect and show their advantages in multi-criteria assessment aggregation.

The rest of the paper is organized as follows. Section 3 describes the procedure of creating a real multi-criteria evaluation dataset using crowdsourcing; it then reveals the existence of inter-criteria cognitive biases caused by evaluating multiple criteria at once. Section 4 introduces a standard multi-criteria rating aggregation model and we extend the model to consider the inter-criteria effect. Section 5 explains the experimental settings and shows the results of our proposed models. Section 6 concludes the paper and presents future directions.

2. Related Work

One of the primary concerns with crowdsourcing human assessments is quality control. Redundant execution of assessment tasks by multiple annotators is one of the most generic ways to improve the reliability of crowdsourced responses, and various statistical response aggregation methods have been explored. Originating from the seminal study by Dawid and Skene (Dawid & Skene, 1979) that aggregates responses from different annotators, researchers have extended statistical aggregation models by including various factors of annotation errors, for example, task difficulty (Whitehill et al., 2009; Welinder et al., 2011), worker similarity (Venanzi et al., 2014), and item similarity (Lakkaraju et al., 2015). While they focused on categorical annotation, several studies have considered ordinal or numerical ratings, and aggregated worker responses based on the graded response model (Raykar et al., 2010; Baba & Kashima, 2013) or the normal distribution (Nguyen et al., 2016). In recent years, various label aggregation methods based on Bayesian generative models and Bayesian inference have been proposed to address a small number of worker labels. For example, Bayesian Classifier Combination (BCC) is a Bayesian extension of the Dawid-and-Skene model, and Community BCC (Venanzi et al., 2014) and Enhanced BCC (Li et al., 2019) are further extensions of the BCC that consider group structures of similar workers and correlated behaviors of workers, respectively.

Ability is not the only human factor that affects response quality, and various psychological and cognitive factors exist. A large amount of psychological research has investigated cognitive biases related to rating tasks such as the leniency and halo errors (Saal et al., 1980). The halo error is an inter-criteria effect where raters’ inability or unwillingness to distinguish multiple dimensions of a given task (Thorndike, 1920; DeCoths, 1977; Balzer & Sulsky, 1992) has been investigated.

Inspired by the above cognitive psychological considerations, researchers in the crowdsourcing community have also investigated various types of biases that reduce the reliability of datasets. Newell and Ruths showed that responses of repeatedly participating workers on image labeling tasks are biased by their previous tasks (Newell & Ruths, 2016). Eickhoff has systematically investigated four types of cognitive effects—ambiguity, anchoring, bandwagon, and decoy effect—based on experimental studies on crowdsourced document relevance assessment tasks (Eickhoff, 2018). The above mentioned halo error is also observed in crowdsourced annotations such as human impression (Biel & Gatica-Perez, 2014) and peer assessment (Kulkarni et al., 2014). Recent studies discussed confirmation biases that are derived from annotators’ individual view or their background (Barbera et al., 2020; Coscia & Rossi, 2020). Another line of research has considered biases related to task-design, such as the study of Kamar *et al.* who introduced the task-dependent bias in aggregation models (Kamar et al., 2015).

Attempts to reduce various cognitive psychological biases have also been made in the context of crowdsourcing research. Typical approaches for bias mitigation are strategic task design or interventions in the annotation process. Eickhoff and Vries explored several factors in crowdsourcing tasks that reduce cheat submissions (Eickhoff & de Vries, 2013). Faltings *et al.* showed that monetary incentives affect worker biases and proposed a game-theoretic bonus scheme (Newell & Ruths, 2016). Gadiraju *et al.* prepared pre-screening tasks where workers submit their self-assessment as well as their responses, which aimed to find competent workers based on the Dunning-Kruger effect (Gadiraju

Table 1: Comparison of the statistical generative models for aggregating crowdsourced annotations by the types of biases they consider. Our proposed models (IMPCIM/CDM/IMPCDM) include the cognitive bias as well as the worker and item biases.

	Label	Worker Bias	Item Bias	Cognitive Bias
Dawid & Skene (1979)	categorical	✓		
Whitehill et al. (2009), Welinder et al. (2011)	categorical	✓	✓	
Raykar & Yu (2011)	ordinal	✓		
Baba & Kashima (2013), Nguyen et al. (2016)	ordinal	✓	✓	
Zhuang et al. (2015)	categorical / ordinal			✓
IMPCIM/CDM/IMPCDM (proposed)	ordinal	✓	✓	✓

et al., 2017a). Hube *et al.* focused on subjective judgments and found that instructing workers to consider social opinions or avoid involving their own potential biases, can actually mitigate biases stemming from strong opinions (Hube et al., 2019).

The existing research that is closest to our current study is about reducing certain cognitive biases in the post hoc integration of crowdsourced responses. Zhuang et al. (2015) and Zhuang & Young (2015) proposed Bayesian models for mitigating in batch annotation biases. They assume that workers who work on multiple items in a single task balance the proportion of positive labels with that of negative labels among items (Zhuang & Young, 2015), or respond based on the implicit ranking of items (Zhuang et al., 2015). Our study focuses on multi-criteria assessment where workers evaluate an item in multiple criteria in a single task. Inspired by psychological research, we introduce the leniency and halo errors to crowdsourcing, where we assume that significant criteria or workers’ impressions of evaluation objects could lead to inter-criteria biases. We aim to mitigate such biases by extending an aggregation model and improve prediction performance of the quality of evaluation objects.

Finally, to characterize the technical aspects of this study, we present a taxonomic comparison of the generative model structure in this study with related studies in crowdsourcing label aggregation in Table 1. Whether the label format is categorical or ordinal, most of the existing models mainly focus only on ways to incorporate worker biases and item biases. On the other hand, Zhuang et al. (2015) considered the cognitive bias in batch annotations and proposed a model in which the annotation strategy is switched by the biases, but they did not target the biases of workers or items themselves. Our important technical contribution is the incorporation of the cognitive bias perspective into the framework with generative models that address the worker and item biases.

3. Bias Investigation in Multi-Criteria Quality Evaluation

To verify the presence of inter-criteria cognitive biases in multi-criteria quality assessments, we construct text writing datasets that have multiple evaluation aspects, and then collect responses that rate them from each aspect. The statistical analysis reveals how inter-criteria cognitive biases affect multi-criteria assessment.

Table 2: Writing task settings.

	Review	Profile
Task description	Write a review about a favorite restaurant	Write workers’ experiences or skills
#published tasks	50	50
Max. #tasks allowed per worker	1	1
Reward for each task	\$1.36	\$1.00

3.1. Text Writing Datasets

We start by creating a set of evaluation targets using crowdsourcing. We use short text writings as quality evaluation targets, as they are relatively easy and allow for various aspects of evaluation. We set up two writing topics; the first topic is “customer reviews about restaurants” where a crowdworker is asked to introduce one of his/her favorite restaurants. The other topic is “personal profile statements” where we ask them to describe their experiences or skills assuming an application resume for a job in an advertising agency. In the task guidelines, we advise crowd writers not to mention the actual restaurant names or personal information to ensure anonymity and privacy. We publish the text writing tasks in the Lancers¹ crowdsourcing marketplace. Table 2 describes the setting of the writing tasks.

For the review and profile tasks, we obtained 50 reviews and 37 profiles written by different crowdworkers, respectively. We reviewed all of them before using them as targets for multi-criteria assessment and discarded invalid texts and useless information. The final text writing datasets contained 50 reviews and 36 profiles.

3.2. Evaluation Datasets

Next, we created evaluation datasets that were collections of the crowd evaluation results with respect to multiple criteria (which will be described later.) By using these datasets, we validated the existence of inter-criteria cognitive biases in the multi-criteria assessment. To this end, we considered a comparative analysis based on two types of evaluation settings: individual and simultaneous assessment. In the individual assessment, a worker rates each text with only one of all criteria; in other words, when judging based on a single criterion, the worker does not consider the others. In contrast, in the simultaneous assessment, a worker assesses each text in all the criteria at the same time; thus the worker assesses each criterion while noticing the others. We treated the former as a dataset without multi-criteria assessment biases, and the latter as the biased one. By comparing these two settings, we analyzed how simultaneous assessment affected the worker responses. Unfortunately, we could not completely remove such biases by the individual assessment, because workers can judge each independent criterion based

¹<https://lancers.jp>

Table 3: Review evaluation task settings.

	INDV	SIMUL
Task description	Evaluate a review in a criterion	Evaluate a review in five criteria
#evaluation targets	50	50
#published tasks	25,000	5,000
Max. #tasks allowed per worker	Unlimited	Unlimited
Reward for each task	\$0.02	\$0.05

Table 4: Profile evaluation task settings.

	INDV	SIMUL
Task description	Evaluate a profile in a criterion	Evaluate a profile in five criteria
#evaluation targets	36	36
#published tasks	18,000	3,600
Max. #tasks allowed per worker	Unlimited	Unlimited
Reward for each task	\$0.02	\$0.05

on the global impression of the target consciously or unconsciously, or they might suffer from effects of other evaluation tasks in which they participated before; however, it seemed reasonable to assume that responses collected under the individual setting were less susceptible to inter-criteria cognitive biases than the simultaneous setting.

Previous studies utilized criteria for text assessment in terms of i) grammatical writing style, ii) written information, and iii) connectivity of texts (Lester & Porter, 1997; Mellish & Dale, 1998; Vougiouklis et al., 2018). Following their approaches, we picked four criteria:

- *coherence* (from (iii)) evaluating whether the content is logically connected,
- *organization* (from (ii)) evaluating whether the information is organized and concise,
- *writing style* (from (i)) evaluating whether the text is correctly written in terms of

grammar and notation (e.g., spelling errors and omissions), and

- *readability* (from (iii)) evaluating whether the text is easy to read.

We included one additional criterion called *overall* for the comprehensive evaluation of text quality. On each criterion, workers judged the quality of texts using a five-point Likert scale, where higher rating scores correspond to higher quality.

We published the evaluation tasks of our text writing datasets on Lancers. For each text, our study required six evaluation tasks: one for each of the five criteria in the individual setting and the other one for the simultaneous assessment of all five criteria. Each question in the evaluation tasks consisted of a target text, the definitions of the criteria, and five check boxes for a five-point Likert scale for each criterion. Each of the individual assessments tasks used only one criterion per query, while the simultaneous assessment task used all five criteria. The questions were provided in a random order, and the criteria in each question were also shuffled in simultaneous assessments in order to avoid positional biases. In the remainder of this paper, we denote the individual condition by “INDV” and the simultaneous condition by “SIMUL”. Table 3 and 4 describe the settings of the evaluation tasks.

Since we published multiple evaluation tasks in different settings in a relatively short time period, the collected responses possibly introduced inter-task biases (Cai et al., 2016; Aipe & Gadiraju, 2018). Specifically, in INDV tasks, where only one criterion was provided, if workers repeatedly participated in different tasks, they could unconsciously make evaluations that were influenced by other criteria that they already evaluated in previous tasks. To avoid such situations as much as possible, we published each task one by one on a different day. Moreover, to prevent workers from joining the INDV tasks after having evaluated all criteria in SIMUL tasks, we published the SIMUL tasks after all the INDV tasks were finished.

After all the evaluation tasks were completed, for each target-criterion pair, we obtained 100 INDV and 74 SIMUL ratings from 549 workers for restaurant reviews, and 100 INDV and 100 SIMUL ratings for profile statements from 589 workers. In the review assessments, we observed that 169 workers participated in different individual assessment tasks for different criteria. Additionally, 137 workers completed both INDV and SIMUL assessments, and particularly, 19 of those assessed all target-criterion pairs in both assessment conditions. Similarly, in the profile assessments, we observed 178 workers participating in different individual tasks, 262 workers completing both INDV and SIMUL assessments, and 23 of those assessing all target-criterion pairs in both assessment conditions. Such repeated participation of the same workers in different tasks is not desirable, as we want to compare cases where multiple criteria are assessed simultaneously with cases where they are independently assessed. In order to reduce such bias, we released each task for INDV on a different day, after all SIMUL tasks were completed. Thus, we determined that this overlap would not seriously affect the analysis.

3.3. Bias Analysis

We then analyzed the collected response data to investigate how inter-criteria cognitive biases affected crowdworker ratings. Research in psychology has focused on two types of rater biases: the *leniency* error and *halo* error (Hoyt, 2000). While leniency explains the tendency of rater responses across targets, halo error is conceptualized as the

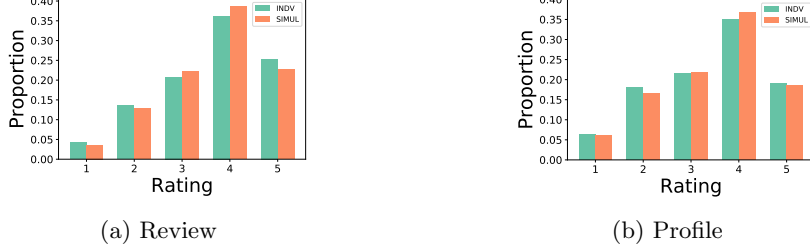


Figure 2: Distributions of worker responses of (a) review dataset and (b) profile dataset. The left bar of each rating corresponds to INDV and the right bar to SIMUL.

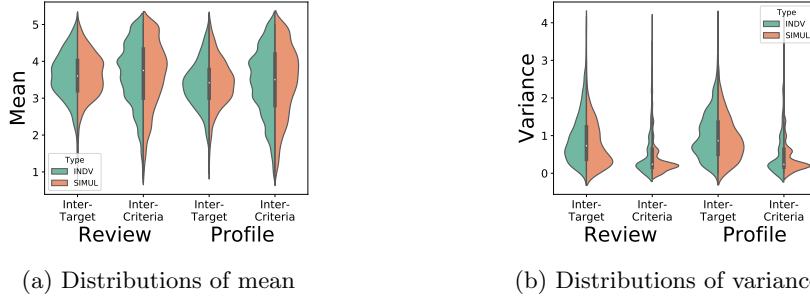


Figure 3: Violin plots of distributions of inter-target or inter-criteria (a) mean and (b) variance of worker responses. The left area of each violin corresponds to INDV and the right area to SIMUL.

raters’ failure to discriminate between multiple criteria (Saal et al., 1980), which affects the inter-criteria mean and variance of the ratings, due to the prominence of criteria or raters’ impressions of the target (Balzer & Sulsky, 1992). Following the literature, we investigated the inter-criteria effect in our datasets in terms of the mean and variance of ratings.

We first examined the tendency of the five graded ratings in the dataset. Figure 2 shows the proportion of each grade in the total response data for each assessment type. Workers generally hesitated to give extreme ratings such as 1 and 5, and this trend became stronger in SIMUL given that occurrences of 3 and 4 were more frequent in SIMUL than in INDV. This concentration of responses owing to the simultaneous evaluation of multiple criteria reduced the variance of the assessment scores, and hence likely suggested the existence of a halo effect.

To further investigate the inter-criteria cognitive biases, we inspected the inter-criteria mean and variance of ratings over criteria. When computing the inter-criteria statistics, we discarded target-worker pairs that produced only one answer in the evaluation procedure, so that we only considered the effect over multiple criteria. For comparison, we also checked the inter-target statistics for each worker-criterion pair, while discarding worker-criterion pairs with only one answer. Figure 3a and Table 5a show that the inter-target and inter-criteria means are both similarly distributed in INDV and SIMUL. Alternatively, we observed a significant difference in the variance of the inter-criteria mean

Table 5: Mean and standard deviation (SD) of the (a) mean and (b) variance of worker responses. “Targets” and “Criteria” in the columns stand for inter-target and inter-criteria, respectively.

(a) Distributions of mean				
	Review		Profile	
	Targets	Criteria	Targets	Criteria
Mean (INDV)	3.624	3.643	3.381	3.428
Mean (SIMUL)	3.615	3.638	3.426	3.452
SD (INDV)	0.624	0.850	0.629	0.900
SD (SIMUL)	0.619	0.905	0.637	0.957

(b) Distributions of variance				
	Review		Profile	
	Targets	Criteria	Targets	Criteria
Mean (INDV)	0.947	0.538	1.019	0.558
Mean (SIMUL)	0.744	0.338	0.907	0.404
SD (INDV)	0.652	0.616	0.629	0.619
SD (SIMUL)	0.573	0.395	0.581	0.423

distribution between INDV and SIMUL in the review dataset [inter-target: $F(1, 1574) = 0.045, p = 0.831$; inter-criteria: $F(1, 9113) = 17.5, p < .001$] and the profile dataset [inter-target: $F(1, 1821) = 0.165, p = 0.684$; inter-criteria: $F(1, 7609) = 14.604, p < .001$] using the two-sided F-test. Therefore, in SIMUL, there could be cases where workers over or under-estimated the criteria affected by a portion of the criteria with significant quality. On the other hand, Figure 3b and Table 5b show the inter-target and inter-criteria variances. For all the four conditions, we observed a significant difference between INDV and SIMUL [inter-target of review: $t(1573) = 6.466, p < .001$; inter-criteria of review: $t(9112) = 18.885, p < .001$; inter-target of profile: $t(1820) = 2.948, p < .001$; inter-criteria of profile: $t(7608) = 12.776, p < .001$] using the two-sided Welch’s t -test. Since the inter-target and inter-criteria variances seemingly do not follow normal distributions as shown in Figure 3b, we also applied the non-parametric Brunner-Munzel test (Brunner & Munzel, 2000). Consequently, we also observed a significant difference between INDV and SIMUL for all four conditions [inter-target of review: $W(1575) = -6.08, p < .001$; inter-criteria of review: $W(9114) = -17.65, p < .001$; inter-target of profile: $W(1822) = -3.53, p < .001$; inter-criteria of profile: $W(7610) = -10.46, p < .001$]. These results confirmed the existence of a halo error, which reduced the ratings variance over criteria, as well as reduced the inter-target variance in our response datasets.

In summary, we collected multi-criteria assessment datasets on two text writing tasks

using crowdsourcing and analyzed the effect of inter-criteria cognitive biases. Our statistical investigation revealed that simultaneous evaluation of multiple criteria causes over- or under-estimation with lower variance than their independent evaluation. This result leads us to the question of how such biases should be addressed. In the following sections, we consider the issue of bias mitigation in opinion aggregation models.

4. Bias Mitigation in Multi-Criteria Quality Evaluation

In this section, we propose structures for Bayesian opinion aggregation models to mitigate the effect of inter-criteria cognitive biases. Based on the previous observation, we split the cognitive effect into two components, the mean and the variance, of worker responses, and propose two structures corresponding to them respectively. We first present a basic aggregation model for multi-criteria assessment, which is a naïve extension of the single-criterion model. We further propose two model structures to incorporate inter-criteria biases into the base model.

4.1. Problem Setting

We treat bias mitigation as a rating aggregation problem to estimate the quality of the target items by modeling the generative process of a set of worker ratings. Assuming we have a collection of I evaluation targets (i.e., the texts in our datasets), M evaluation criteria, and J workers assess the quality of each target in terms of each criterion on a five-point Likert scale. The response from worker j to criterion m of target i is denoted by $x_{ij}^{(m)} \in \{1, 2, \dots, 5\}$. Given a set of five-graded responses $\{x_{ij}^{(m)}\}_{i,j,m}$, rating aggregation models infer the potential quality t_i of target i and criteria quality $t_i + q_i^{(m)}$ in each criterion m , where $q_i^{(m)}$ represents the difference in the quality of the m -th criterion from the potential quality.

4.2. Base Model: Criteria Independent Model (CIM)

Since our goal is to design a rating aggregation model that accounts for cognitive biases, we begin by building a naïve rating aggregation model for multi-criteria assessment as our base model. Although several aggregation models have been proposed for ordinal ratings (Raykar et al., 2010; Baba & Kashima, 2013), the focus of their research is the single-criterion assessment. To evaluate our proposed bias mitigation structures, instead of directly employing their models as base models, we construct a base model using structures and parameters introduced in the existing model.

As shown in Table 1, one core concept of generative aggregation models is the bias of individual workers and items. Most of related studies assume that observed labels depend on the combination of true labels, worker biases (e.g., their ability or expertise), and item biases (e.g., feature variations or difficulty of annotation). Categorical labels are modeled using the probability of being given correct annotations (Dawid & Skene, 1979; Whitehill et al., 2009; Welinder et al., 2011), and the generative process of ordinal labels assumes that observed values are generated depending on latent scores (Baba & Kashima, 2013; Nguyen et al., 2016). Since our focus is close to the latter, we design our model based on the generative distribution for ordinal labels.

The latent scores for ordinal labels depend on the discrepancy between the worker’s perceived quality and the true quality. One way to define the latent score is to sum

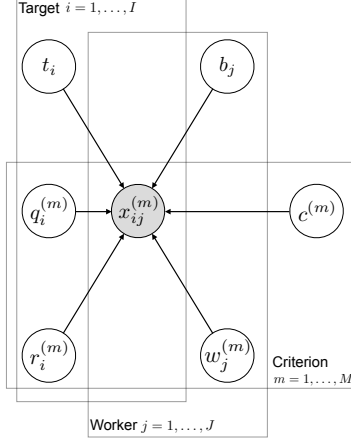


Figure 4: Graphical model of CIM. Observation $x_{ij}^{(m)}$ is indicated by a shaded circle.

the worker bias and item bias to the true quality (Baba & Kashima, 2013). Another way is to introduce item features and use their weighted sum (Nguyen et al., 2016). Because it is not always possible to extract features from the data generated by the crowd workers, we adopt the former approach as the structure of our latent scores for the sake of generality of the proposed method.

There are two typical ways to model the generative process of ordinal ratings: the normal distribution and the graded response model. The normal distribution is not an inherently proper model, but is often used as an approximation in practice, such as in recommendation systems (Salakhutdinov & Mnih, 2008). The graded response model is a standard model of graded responses used in the item response theory (Samejima, 1969). In this study, we employ normal distribution for simplicity because it can easily model the mean and variance of worker responses.

Figure 4 shows the simple aggregation model that we call the criteria independent model (CIM). The CIM models the generative process of $x_{ij}^{(m)}$ using the normal distribution. As discussed above, we set the mean of the distribution as the sum of the quality of the m -th criterion $t_i + q_i^{(m)}$, the bias of the j -th worker b_j , and the bias of the m -th criterion $c^{(m)}$, where we attach the criterion bias to express the difference in rating tendency among different criteria. As the variance of the normal distribution, we take the sum of the target-criterion variance $r_i^{(m)}$ and worker-criterion variance $w_j^{(m)}$ to express the different rating variability among targets and workers in each criterion. In short, the CIM generates the graded response $x_{ij}^{(m)} \in \{1, 2, \dots, 5\}$ as follows:

$$x_{ij}^{(m)} \sim \mathcal{N}(t_i + q_i^{(m)} + b_j + c^{(m)}, r_i^{(m)} + w_j^{(m)}). \quad (1)$$

The worker bias in the CIM represents the tendency of workers who always over- or underestimate targets, and thus, this bias does not consider the inter-criteria effect. Similarly, the other parameters also do not consider the inter-criteria relations. In our models, we set normal distribution priors for t_i , $q_i^{(m)}$, b_j , and $c^{(m)}$, and gamma distribu-

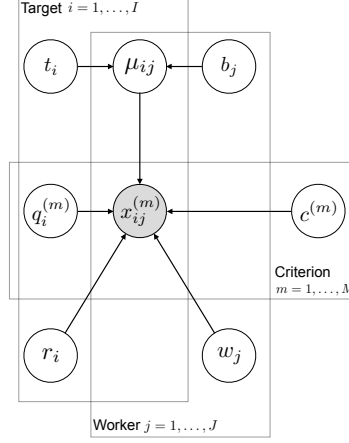


Figure 5: Graphical model of IMPCDM. Observation $x_{ij}^{(m)}$ is indicated by a shaded circle.

tion priors for $r_i^{(m)}$ and $w_j^{(m)}$.

4.3. Proposed Model: Impression Criteria Dependent Model (IMPCDM)

We extend the previous base model CIM in two ways to consider the inter-criteria cognitive biases. Our first proposed structure considers the bias in terms of mean, where workers tend to evaluate each criterion based on a global impression of the target. This effect causes over or under-estimation over all criteria of the target, which causes the mean ratings to tend toward higher or lower values. We model this phenomenon by introducing the impression parameter μ_{ij} , where we assume that impression of the j -th worker about the i -th target depends on either the potential quality of the target or the inherent bias of the worker; that is, targets with high potential quality tend to make a good impression on raters, and similarly, workers with a large positive inherent bias tend to feel good about the target. Based on this assumption, the extended CIM with the impression parameter generates five-graded responses as follows:

$$x_{ij}^{(m)} \sim \mathcal{N}(\mu_{ij} + q_i^{(m)} + c^{(m)}, r_i^{(m)} + w_j^{(m)}), \quad (2)$$

where μ_{ij} is generated by the normal distribution with the potential quality t_i and worker bias b_j :

$$\mu_{ij} \sim \mathcal{N}(t_i + b_j, 1). \quad (3)$$

Through the additional sampling process from the true potential quality and the worker bias, we represent the variability of the impression from the true quality of the target.

The second proposed structure considers the inter-criteria cognitive bias in terms of variance, where worker ratings are likely to be similar across different criteria. In the simultaneous assessment, a worker considers all the criteria of a target at once. Based on this evaluation process, we assume that the variance of responses is common among criteria in a task in which a worker assesses all the criteria of a target; in other

Table 6: Results on review evaluation datasets. Experimental results are shown in the mean of the correlation scores over 20 trials. The scores are in bold when the mean is higher than the other. The “Potential” column shows the results on the estimated $\{t_i\}_i$, and the other five columns correspond to the five evaluation criteria and the results on the estimated $\{t_i + q_i^{(m)}\}_{i,m=1,2,\dots,5}$, respectively.

Model	Potential	Coherence	Organization	Writing style	Readability	Overall
CIM (n=5)	0.338	0.102	0.089	0.516	0.502	0.253
CDM (n=5)	0.106	0.120	0.063	0.594	0.522	0.259
IMPCIM (n=5)	0.414	0.181	0.184	0.486	0.566	0.339
IMPCDM (n=5)	0.423	0.350	0.200	0.332	0.485	0.380
CIM (n=6)	0.359	0.105	0.278	0.559	0.523	0.158
CDM (n=6)	0.084	0.230	0.168	0.776	0.597	0.280
IMPCIM (n=6)	0.606	0.390	0.409	0.727	0.660	0.476
IMPCDM (n=6)	0.687	0.500	0.366	0.624	0.631	0.519
CIM (n=7)	0.641	0.541	0.308	0.666	0.693	0.345
CDM (n=7)	0.257	0.431	0.217	0.578	0.497	0.343
IMPCIM (n=7)	0.675	0.641	0.433	0.649	0.700	0.603
IMPCDM (n=7)	0.722	0.374	0.217	0.489	0.482	0.276
CIM (n=8)	0.440	0.125	0.265	0.631	0.683	0.393
CDM (n=8)	0.110	0.393	0.337	0.713	0.662	0.574
IMPCIM (n=8)	0.663	0.502	0.530	0.670	0.652	0.694
IMPCDM (n=8)	0.733	0.515	0.469	0.627	0.702	0.671
CIM (n=9)	0.444	0.340	0.188	0.609	0.618	0.366
CDM (n=9)	0.086	0.473	0.322	0.627	0.638	0.506
IMPCIM (n=9)	0.571	0.591	0.420	0.560	0.699	0.675
IMPCDM (n=9)	0.659	0.599	0.394	0.577	0.697	0.636
CIM (n=10)	0.314	0.078	0.135	0.432	0.508	0.275
CDM (n=10)	0.037	0.204	0.086	0.632	0.535	0.286
IMPCIM (n=10)	0.537	0.393	0.352	0.668	0.713	0.391
IMPCDM (n=10)	0.602	0.523	0.246	0.619	0.633	0.330

words, the target has its own variability or difficulty of evaluation among its criteria, and similarly, the worker has its own variability of evaluation among evaluation criteria. This is formulated by simply removing the dependence on m from the two variance parameters, $r_i^{(m)}$ and $w_j^{(m)}$ in (1), as follows:

$$x_{ij}^{(m)} \sim \mathcal{N}(t_i + q_i^{(m)} + b_j + c^{(m)}, r_i + w_j). \quad (4)$$

Our final model imports the previous two proposed structures into the base model CIM. The model considers both the impression parameter and the common variance among criteria as follows:

$$x_{ij}^{(m)} \sim \mathcal{N}(\mu_{ij} + q_i^{(m)} + c^{(m)}, r_i + w_j), \quad (5)$$

where μ_{ij} is generated by Eq. (3). We refer to model (5) as the IMPCDM. Its graphical model is shown in Figure 5.

Table 7: Results on profile evaluation datasets. Experimental results are shown in the mean of the correlation scores over 20 trials. The scores are in bold when the mean is higher than the other. The “Potential” column shows the results on the estimated $\{t_i\}_i$, and the other five columns correspond to the five evaluation criteria and the results on the estimated $\{t_i + q_i^{(m)}\}_{i,m=1,2,\dots,5}$, respectively.

Model	Potential	Coherence	Organization	Writing style	Readability	Overall
CIM (n=5)	0.671	0.701	0.488	0.376	0.635	0.655
CDM (n=5)	0.469	0.653	0.299	0.333	0.534	0.543
IMPCIM (n=5)	0.650	0.689	0.509	0.238	0.546	0.702
IMPCDM (n=5)	0.707	0.674	0.242	0.300	0.565	0.597
CIM (n=6)	0.734	0.674	0.554	0.641	0.366	0.609
CDM (n=6)	0.650	0.705	0.576	0.666	0.560	0.584
IMPCIM (n=6)	0.615	0.493	0.471	0.577	0.416	0.555
IMPCDM (n=6)	0.672	0.339	0.389	0.250	0.422	0.609
CIM (n=7)	0.604	0.701	0.362	0.633	0.536	0.561
CDM (n=7)	0.660	0.657	0.530	0.572	0.564	0.572
IMPCIM (n=7)	0.621	0.668	0.535	0.603	0.532	0.607
IMPCDM (n=7)	0.669	0.714	0.515	0.650	0.534	0.617
CIM (n=8)	0.730	0.743	0.695	0.549	0.542	0.759
CDM (n=8)	0.380	0.556	0.544	0.317	0.452	0.730
IMPCIM (n=8)	0.732	0.748	0.767	0.636	0.606	0.773
IMPCDM (n=8)	0.803	0.629	0.729	0.643	0.573	0.523
CIM (n=9)	0.758	0.752	0.616	0.695	0.662	0.681
CDM (n=9)	0.717	0.804	0.662	0.774	0.669	0.679
IMPCIM (n=9)	0.717	0.815	0.650	0.624	0.637	0.696
IMPCDM (n=9)	0.765	0.661	0.552	0.520	0.555	0.669
CIM (n=10)	0.736	0.685	0.545	0.461	0.548	0.582
CDM (n=10)	0.816	0.805	0.673	0.575	0.518	0.618
IMPCIM (n=10)	0.716	0.814	0.701	0.601	0.520	0.631
IMPCDM (n=10)	0.822	0.644	0.747	0.458	0.549	0.382

5. Experiments

We conduct experiments using our response datasets to verify that the rating aggregation models using our proposed structures successfully mitigate the inter-criteria cognitive biases.

5.1. Evaluation Metric

We measure the bias mitigation performance of our rating aggregation models based on the prediction accuracy of the potential quality of the criteria. Measuring the prediction accuracy of aggregation models requires ground truths, i.e., the true quality of the texts in our dataset; however, the true quality of the evaluation targets (reviews and profiles) is unknown as they are created by crowdworkers.

The previous study by Snow et al. (2008) has demonstrated that averaging a sufficient number of non-expert annotations achieves comparable quality to expert annotation in several tasks. Based on their observation, we define the true quality as the mean of all (in our case, 100) responses obtained under the individual assessment condition. We estimate the potential and criteria quality using SIMUL responses, and compute the

correlation coefficient ρ between the estimated quality and the “ground truth” quality. In other words, we assume the average of 100 INDV worker responses as the ground truth for each (target, criterion)-pair, and try to estimate it from a limited number (5 to 10) of SIMUL responses.

Note that, we use the Spearman’s ranking correlation as the performance metric in our experiments, but other similar performance metrics gave no significant quantitative differences.

5.2. Experimental Setup

To infer our Bayesian aggregation models, we utilize the maximum a posteriori estimation using the Adam optimizer to estimate the joint probability of the parameters. We set the prior of t_i to be the normal distribution centered at the center of the five-point scale; i.e.,

$$t_i \sim \mathcal{N}(3, 1), \quad (6)$$

and the priors of $q_i^{(m)}$, b_j , and $c^{(m)}$ are set to be the normal distribution with zero mean and a variance of 1, as follows:

$$q_i^{(m)}, b_j, c^{(m)} \sim \mathcal{N}(0, 1). \quad (7)$$

To give the priors for variance parameters $r_i^{(m)}$, $w_j^{(m)}$, r_i , and w_j , which are positive parameters, we assume the gamma distribution with shape $\alpha = 2$ and rate $\beta = 2$ as follows:

$$r_i^{(m)}, w_j^{(m)}, r_i, w_j \sim \text{Gamma}(2, 2). \quad (8)$$

Due to the identification difficulty of the optimal initialization, we run the inference 20 times using different initial values and compute the correlation each time.

The size of the datasets is a key factor for the prediction performance of the aggregation models; thus, we select a subset of workers and compare the results with a different numbers of workers. In order to make the situation similar to the actual use of crowd-sourcing, where only a limited number of workers are employed, we randomly sample five to ten workers from those who evaluated all reviews or profiles in the simultaneous assessments. The total numbers of workers who can be assigned to the estimation are 19 in the review and 23 in the profile datasets, respectively, and we resample workers in each of the 20 estimation iterations.

Furthermore, in order to validate how each proposed model structure contributes to bias mitigation, we also prepare subset models of IMPCDM and measure their performance. The first subset model has the proposed mean structure of IMPCDM and the same variance structure as CIM, which we call IMPCIM. The second subset model has the same mean structure as CIM and the variance structure is updated to the proposed structure of IMPCDM, which we call CDM. Overall, we perform experiments using two datasets; reviews and profiles, with six different numbers of evaluators and four aggregation models; CIM, IMPCIM, CDM, and IMPCDM, and compute the correlation 20 times using different initial values each time.

5.3. Results and Discussion

We first evaluate the results based on the review datasets. Table 6 presents the mean correlations for five to ten workers computed over 20 trials. In the potential quality, we observe that the IMPCDM model with both proposed structures consistently outperforms CIM in all the settings. IMPCIM also shows a performance similar to that of IMPCDM while CDM fails to improve the correlation from CIM results. This implies that our proposed mean structure which introduces workers’ impression of evaluation targets mainly contributes to mitigate inter-criteria biases for potential quality estimation. Incorporating it with our proposed variance structure which assumes constant variance among different criteria could lead to further improvement of the performance.

In the criteria quality, models with proposed structures also outperforms CIM, but employing both structures is not the best choice. IMPCDM still shows the highest score among the four models mainly in “coherence.” Alternatively, CDM works well in “writing style” criterion, and IMPCIM performs the best in “organization,” ‘readability’ and “overall.” IMPCIM is not the best model in “coherence,” “writing style” and “readability,” but it consistently achieves better performance close to the best among the four aggregation models. This reveals that our proposed mean structure helps to model inference to be robust against the inter-criteria biases for estimating criteria quality, but proposed variance structure has instability in performance and depends on the target criteria.

Next, we investigate the results based on the profile datasets. Table 7 presents the mean correlations for five to ten workers computed over 20 trials. Similar to the results on the review datasets, IMPCDM achieves better prediction performance than CIM in potential quality in most settings. In contrast, CDM and IMPCIM show almost equal or lower performance than CIM. As in the case of the review datasets, incorporating our proposed mean structure with the proposed variance structure is effective in estimating the potential quality using simultaneous multi-criteria assessment.

In the criteria quality, proposed structures show more unstable performance than the results on the review datasets. While CDM, IMPCIM or IMPCDM outperform CIM in most cases, IMPCDM frequently fails to reach the highest performance among the four aggregation models. We assume this is the limitation of our model extension, where we treat each criterion equally and independently.

In summary, our proposed aggregation models with the two proposed structural attachments alleviate the inter-criteria cognitive biases. In particular, the experimental results show the effectiveness of the proposed extensions in estimating the potential quality. However, there is still room for improvement in the model design. While incorporating both proposed mean and variance structures improves prediction performance, their effects are limited under certain conditions, i.e., types of evaluation tasks and criteria of interest. We could improve the prediction performance by incorporating some specific knowledge into the assessment generation process or introducing semantic relation between criteria.

6. Conclusion

In this study, we investigated the inter-criteria cognitive biases in multi-criteria assessments in crowdsourcing. We prepared two types of evaluation targets and collected

responses for quality assessments in five criteria. Our exploratory analysis on our two response datasets revealed the existence of inter-criteria biases and how they affect worker ratings in terms of mean and variance. Based on the observation, we proposed two model structures to incorporate the inter-criteria relations into the naïve aggregation model.

We estimated true quality of the evaluation target using the naïve aggregation model and its extension with two proposed model structures and compared their prediction performance. Our experimental results showed that the proposed model successfully made more accurate predictions than the baseline model, specifically in estimating the potential quality. However, in estimating the criteria quality, the proposed variance structure failed to contribute to the performance improvement as much as the proposed mean structure. The stability of inference of proposed models is particularly reduced when using profile datasets, which implies that the proposed model are not robust to various data conditions.

The contributions of this study are: (i) analysis based on identification of inter-criteria cognitive biases in multi-criteria assessment, (ii) construction of real multi-criteria assessment datasets using crowdsourcing for bias demonstration and model evaluation, and (iii) proposition of bias mitigation model structures and experimental investigation of their performance in several conditions. One of the main limitation of our study is the prediction performance of criteria quality. As demonstrated in the experimental results, our proposed aggregation model fails to consistently predict criteria quality. We assume this is due to the design of the model that ignores relations among criteria. In multi-criteria assessments, while criteria have different perspectives, they might share some common factors, e.g., differences in impressions of workers. Therefore, grouping criteria into several clusters is one possible extension to represent such commonality for better prediction performance.

There are several future directions for research on mitigating inter-criteria cognitive biases in crowdsourcing. From a practical viewpoint, it would be an interesting and important research direction to explore task designs of multi-criteria assessments. Another direction is to expand the Likert scale more broadly, such as a hundred-point scale, which might clarify the tendency of ratings and the effects of inter-criteria biases. Moreover, the evaluation objective forms are also a perspective to be explored. For example, evaluating images in multiple criteria gives perceptions to workers different from that of texts, and could result in different biases.

Acknowledgments

This work was supported by JST CREST Grant Number JPMJCR21D1.

References

- Aipe, A., & Gadiraju, U. (2018). Similarhits: Revealing the role of task similarity in microtask crowdsourcing. In *Proceedings of the 29th on Hypertext and Social Media* (pp. 115–122).
- Baba, Y., & Kashima, H. (2013). Statistical quality estimation for general crowdsourcing tasks. In *Proceedings of the 19th ACM SIGKDD international conference on Knowledge discovery and data mining (KDD)* (pp. 554–562).
- Balzer, W. K., & Sulsky, L. M. (1992). Halo and performance appraisal research: A critical examination. *Applied Psychology*, 6, 975–985.

- Barbera, D. L., Roitero, K., Demartini, G., Mizzaro, S., & Spina, D. (2020). Crowdsourcing truthfulness: The impact of judgment scale and assessor bias. In *Proceedings of European Conference on Information Retrieval* (pp. 207–214).
- Biel, J.-I., & Gatica-Perez, D. (2014). Mining crowdsourced first impressions in online social video. *IEEE Transactions on Multimedia*, 16, 2062–2074.
- Brunner, E., & Munzel, U. (2000). The nonparametric behrens-fisher problem: Asymptotic theory and a small-sample approximation. *Biometrical Journal*, 42, 17–25.
- Cai, C. J., Iqbal, S. T., & Teevan, J. (2016). Chain reactions: The impact of order on microtask chains. In *Proceedings of the 2016 CHI Conference on Human Factors in Computing Systems (CHI)* (pp. 3143–3154).
- Coscia, M., & Rossi, L. (2020). Distortions of political bias in crowdsourced misinformation flagging. *Journal of the Royal Society Interface*, 17, 20200020.
- Dawid, A. P., & Skene, A. (1979). Maximum likelihood estimation of observer error-rates using the em algorithm. *Applied Statistics*, 28, 20–28.
- DeCoths, T. A. (1977). An analysis of the external validity and applied relevance of three rating formats. *Organizational Behavior and Human Performance*, 19, 247–266.
- Eickhoff, C. (2018). Cognitive biases in crowdsourcing. In *Proceedings of the Eleventh ACM International Conference on Web Search and Data Mining (WSDM)* (pp. 162–170).
- Eickhoff, C., & de Vries, A. P. (2013). Increasing cheat robustness of crowdsourcing tasks. *Information Retrieval*, 16, 121–137.
- Gadiraju, U., Fetahu, B., Kawase, R., Siehndel, P., & Dietze, S. (2017a). Using worker self-assessments for competence-based pre-selection in crowdsourcing microtasks. *ACM Transactions on Computer-Human Interaction (TOCHI)*, 24, 30.
- Gadiraju, U., Yang, J., & Bozzon, A. (2017b). Clarity is a worthwhile quality: On the role of task clarity in microtask crowdsourcing. In *Proceeding of the 28th ACM Conference on Hypertext and Social Media (HT)*.
- Hoyt, W. T. (2000). Rater bias in psychological research: When is it a problem and what can we do about it? *Psychological Methods*, 5, 64–86.
- Hube, C., Fetahu, B., & Gadiraju, U. (2019). Understanding and mitigating worker biases in the crowdsourced collection of subjective judgments. In *Proceedings of the 2019 CHI Conference on Human Factors in Computing Systems (CHI)* (pp. 1–12).
- Kamar, E., Kappor, A., & Horvitz, E. (2015). Identifying and accounting for task-dependent bias in crowdsourcing. In *Proceedings of the Third AAAI Conference on Human Computation and Crowdsourcing (HCOMP)* (pp. 92–101).
- Kulkarni, C. E., Socher, R., Bernstein, M. S., & Klemmer, S. R. (2014). Scaling short-answer grading by combining peer assessment with algorithmic scoring. In *Proceedings of the first ACM conference on Learning @ scale conference (L@S)* (pp. 99–108).
- Lakkaraju, H., Leskovec, J., Kleinberg, J., & Mullainathan, S. (2015). A bayesian framework for modeling human evaluations. In *Proceedings of the 2015 SIAM International Conference on Data Mining* (pp. 181–189).
- Lester, J. C., & Porter, B. W. (1997). Developing and empirically evaluating robust explanation generators: The KNIGHT experiments. *Computational Linguistics*, 23, 65–101.
- Li, Y., Rubinstein, B., & Cohn, T. (2019). Exploiting worker correlation for label aggregation in crowdsourcing. In *Proceedings of the International Conference on Machine Learning (ICML)* (pp. 3886–3895). volume 97.
- Manouselis, N., & Costopoulou, C. (2007). Analysis and classification of multi-criteria recommender systems. *World Wide Web*, 10, 415–441.
- Mellish, C., & Dale, R. (1998). Evaluation in the context of natural language generation. *Computer Speech & Language*, 12, 349–373.
- Newell, E., & Ruths, D. (2016). How one microtask affects another. In *Proceedings of the 2016 CHI Conference on Human Factors in Computing Systems (CHI)* (pp. 3155–3166).
- Nguyen, A. T., Halpern, M., Wallace, B. C., & Lease, M. (2016). Probabilistic modeling for crowdsourcing partially-subjective ratings. In *Proceedings of the Fourth AAAI Conference on Human Computation and Crowdsourcing (HCOMP)* (pp. 149–158).
- Raykar, V. C., & Yu, S. (2011). Ranking annotators for crowdsourced labeling tasks. In *Proceedings of the 24th International Conference on Neural Information Processing Systems (NIPS)* (pp. 1809–1817).
- Raykar, V. C., Zhao, L. H., Valadez, G. H., Florin, C., Bogoni, L., & Moy, L. (2010). Learning from crowds. *Journal of Machine Learning Research*, 11, 1297–1322.
- Saal, F. E., Downey, R. G., & Lahey, M. A. (1980). Rating the ratings: Assessing the psychometric

- quality of rating data. *Psychological Bulletin*, 88, 413–428.
- Salakhutdinov, R., & Mnih, A. (2008). Bayesian probabilistic matrix factorization using markov chain monte carlo. In *Proceedings of the 25th International Conference on Machine Learning (ICML)* (pp. 880–887).
- Samejima, F. (1969). Estimation of latent ability using a response pattern of graded scores. *Psychometrika Supplement 1*, 34, 1–97.
- Snow, R., O’Connor, B., Jurafsky, D., & Ng, A. Y. (2008). Cheap and fast—but is it good? evaluating non-expert annotations for natural language tasks. In *Proceedings of the 2008 Conference on Empirical Methods in Natural Language Processing (EMNLP)* (pp. 254–263).
- Thorndike, E. L. (1920). A constant error in psychological ratings. *Applied Psychology*, 4, 25–29.
- Venanzi, M., Guiver, J., Kazai, G., Kohli, P., & Shokouhi, M. (2014). Community-based bayesian aggregation models for crowdsourcing. In *Proceedings of the International Conference on World wide web (WWW)* (pp. 155–164).
- Vougiouklis, P., Elsahar, H., Kaffee, L.-A., Gravier, C., Laforest, F., Hare, J., & Simperl, E. (2018). Neural wikipedia: Generating textual summaries from knowledge base triples. *Journal of Web Semantics*, 52, 1–15.
- Welinder, P., Branson, S., Belongie, S., & Perona, P. (2011). The multidimensional wisdom of crowds. In *Proceedings of the 23rd International Conference on Neural Information Processing Systems (NIPS)* (pp. 1809–1817). volume 2.
- Whitehill, J., fan Wu, T., Bergsma, J., Movellan, J. R., & Ruvolo, P. L. (2009). Whose vote should count more: Optimal integration of labels from labelers of unknown expertise. In *Proceedings of the 22nd International Conference on Neural Information Processing Systems (NIPS)* (pp. 2035–2043).
- Zhuang, H., Parameswaran, A., Roth, D., & Han, J. (2015). Debiasing crowdsourced batches. In *Proceedings of the 21st ACM SIGKDD International Conference on Knowledge Discovery and Data Mining (KDD)* (pp. 1593–1602).
- Zhuang, H., & Young, J. (2015). Leveraging in-batch annotation bias for crowdsourced active learning. In *Proceedings of the Eighth ACM International Conference on Web Search and Data Mining (WSDM)* (pp. 243–252).